

**REPORT ON
MOTOR FUEL ROAD TAX**


**TO
THE GOVERNOR
AND
THE GENERAL ASSEMBLY OF VIRGINIA**



SENATE DOCUMENT NO. 5

**COMMONWEALTH OF VIRGINIA
Department of Purchases and Supply
Richmond
1978**

COMMONWEALTH OF VIRGINIA



PRESTON C. SHANNON
CHAIRMAN
THOMAS P. HARWOOD, JR.
COMMISSIONER
JUNIE L. BRADSHAW
COMMISSIONER

BERNARD L. HENDERSON, JR.
ASSISTANT TO THE COMMISSIONERS
BOX 1287
RICHMOND, VIRGINIA 23269

STATE CORPORATION COMMISSION

November 16, 1977

TO: The Honorable Mills E. Godwin, Jr.
Governor of Virginia


and

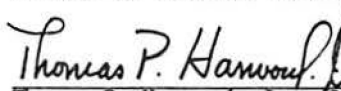
The General Assembly of Virginia


The report contained herein is pursuant to Senate Resolution No. 7 of the 1976 Session of the General Assembly of Virginia.

This report comprises the response by the State Corporation Commission to the directive that certain details as to the revenue derived from the Motor Fuel Road Tax be reported to the General Assembly of Virginia. The work sheets from which the figures have been compiled are open for public inspection at the State Corporation Commission.

Respectfully submitted,


Preston C. Shannon, Chairman


Thomas P. Harwood, Jr., Commissioner


Junie L. Bradshaw, Commissioner

SENATE RESOLUTION NO. 7

Directing the State Corporation Commission and the Division of Motor Vehicles to determine certain details as to the revenue resulting from the Motor Fuels Road Tax on certain motor carriers of property with three or more axles and from the registration fees required of property carrying vehicles.

Agreed to by the Senate, February 18, 1976

WHEREAS, it is deemed in the best interests of the general public that the State Corporation Commission and the Division of Motor Vehicles should continue to report certain information to the General Assembly with respect to the revenue resulting from the Motor Fuels Road Tax on certain motor carriers of property with three or more axles and from the registration fees required of property carrying motor vehicles; now, therefore, be it

RESOLVED by the Senate of Virginia,

1. That for the license years ending March thirty-first, nineteen hundred seventy-six and March thirty-first, nineteen hundred seventy-seven, the Division of Motor Vehicles is hereby directed to maintain such records as shall be necessary to determine, and within sixty days after the close of each such year shall determine therefrom, by the weight groups set forth in §46.1-154 of the Code of Virginia and separately for trucks, tractor-trucks and semitrailers for private carriers and carriers for rent or for hire, the number of vehicles and the amount of fees paid with respect to all vehicles registered under the provisions of such section. The Division of Motor Vehicles shall further maintain such records as shall be necessary to determine, and within sixty days after the close of each such year shall determine therefrom, by the weight groups set forth in §46.1-154 of the Code and separately for trucks, tractor-trucks, and semitrailers and for private carriers and carriers for rent or for hire the number of vehicles registered wholly or partly in Virginia and the amount of fees paid with respect to all vehicles registered under the provisions of such section, showing the loss to Virginia for Virginia-based vehicles which are registered partly in Virginia and partly elsewhere and the amount of license fees gained by the State by reason of non-Virginia based vehicles paying a portion of the Virginia registration fee so that a determination can be made of the gain or loss, as the case may be, to Virginia from the application of the provisions of §46.1-157.1;

2. That for the years ending June thirtieth, nineteen hundred seventy-six and June thirtieth, nineteen hundred seventy-seven, the State Corporation Commission is hereby directed to maintain such records as shall be necessary to determine, and within sixty days after the close of each such year shall determine therefrom, as to all motor carriers of property subject to the tax imposed by Article 12, Chapter 12, Title 58 of the Code of Virginia and separately for carriers for compensation and carriers not for compensation and for resident, nonresident and interstate carriers:

- (a) Miles traveled in all operations;
- (b) Miles traveled in Virginia;
- (c) Motor fuel, including diesel fuel, used in all operations;
- (d) Motor fuel, including diesel fuel, used in operations in Virginia;
- (e) Motor fuel, including diesel fuel, purchased in Virginia;
- (f) Miles traveled in all operations by vehicles burning diesel fuel;
- (g) Miles traveled in Virginia by vehicles burning diesel fuel;
- (h) Diesel fuel used in all operations;
- (i) Diesel fuel used in operations in Virginia.

3. That the Commission may request such report from and make such inspection of the books and records of the motor carriers mentioned in paragraph 2 of this resolution as it may deem necessary or advisable to comply with the directive of such paragraph.

4. That the records maintained and the determinations made in accordance with the foregoing provisions of this resolution shall be open to public inspection.

MOTOR FUEL ROAD TAX STATISTICS
 Carriers of Property
 Years Ending June 30, 1976 and June 30, 1977

Exhibit I

	TOTAL MILES	VA. MILES	TOTAL FUEL	FUEL USED IN VA.	FUEL PURCHASED IN VA.
Resident Carriers For Compensation - Interstate	502,404,837	165,724,043	103,183,104	35,410,451	42,756,236
Non-resident Carriers For Compensation - Interstate	9,735,595,063	494,663,274	2,116,354,778	110,783,406	87,074,792
Carriers For Compensation - Intrastate	93,435,556	93,435,556	18,645,269	18,645,269	18,645,269
TOTAL CARRIERS FOR COMPENSATION	10,331,435,456	753,822,873	2,238,183,151	164,839,126	148,476,297
Resident Carriers Not For Compensation - Interstate	251,860,898	127,454,523	50,526,923	26,001,678	34,545,700
Non-resident Carriers Not For Compensation - Interstate	3,541,126,441	242,795,402	747,188,456	51,264,996	40,879,023
Carriers Not For Compensation - Intrastate	81,318,214	81,318,214	16,735,624	16,735,624	16,735,624
TOTAL CARRIERS NOT FOR COMPENSATION	3,874,305,553	451,568,139	814,451,003	94,002,298	92,160,347
TOTAL CARRIERS OF PROPERTY - YEAR 1976	14,205,741,009	1,205,391,012	3,052,634,154	258,841,424	240,636,644
Resident Carriers For Compensation - Interstate	585,510,015	189,380,686	121,002,975	39,502,305	48,711,344
Non-resident Carriers For Compensation - Interstate	10,904,865,557	512,216,485	2,389,356,290	111,981,613	88,707,407
Carriers For Compensation - Intrastate	94,580,876	94,580,876	19,069,121	19,069,121	19,069,121
TOTAL CARRIERS FOR COMPENSATION	11,584,956,448	796,178,047	2,529,428,386	170,553,039	156,487,872
Resident Carriers Not For Compensation - Interstate	281,355,664	140,736,698	57,580,947	28,651,143	38,851,201
Non-resident Carriers Not For Compensation - Interstate	3,884,731,274	259,937,359	825,885,927	54,410,636	41,948,649
Carriers Not For Compensation - Intrastate	83,936,916	83,936,916	17,307,864	17,307,864	17,307,864
TOTAL CARRIERS NOT FOR COMPENSATION	4,250,023,854	484,610,973	900,774,738	100,369,643	98,107,714
TOTAL CARRIERS OF PROPERTY - YEAR 1977	15,834,980,302	1,280,789,020	3,430,203,124	270,922,682	254,595,586

STATISTICAL ANALYSIS
 Diesel Fuel Information Reports
 Years Ending June 30, 1976 and June 30, 1977

Exhibit II

	TOTAL MILES	VA. MILES	TOTAL FUEL	FUEL USED IN VA.
Resident Carriers For Compensation	361,104,256	153,367,902	74,643,275	31,687,583
Non-resident Carriers For Compensation	9,009,823,191	484,493,105	1,970,404,976	106,015,996
TOTAL - CARRIERS FOR COMPENSATION	9,370,927,447	637,861,007	2,045,048,251	137,703,579
Resident Carriers - Not For Compensation	292,054,202	164,191,583	57,627,248	32,384,927
Non-resident Carriers Not For Compensation	3,464,103,719	214,577,585	730,321,892	45,269,532
TOTAL - CARRIERS NOT FOR COMPENSATION	3,756,157,921	378,769,168	787,949,140	77,654,459
TOTAL - CARRIERS USING DIESEL FUEL -Year-1976	13,127,085,368	1,016,630,175	2,832,997,391	215,358,038
Resident Carriers For Compensation	360,936,528	167,404,365	76,504,375	35,482,729
Non-resident Carriers For Compensation	9,522,129,579	501,692,610	2,093,629,386	110,962,610
TOTAL - CARRIERS FOR COMPENSATION	9,883,066,107	669,096,975	2,170,133,761	146,445,339
Resident Carriers Not For Compensation	361,099,130	179,934,027	72,289,383	36,021,800
Non-resident Carriers Not For Compensation	4,066,954,502	232,096,944	865,145,282	49,399,796
TOTAL - CARRIERS NOT FOR COMPENSATION	4,428,053,632	412,030,971	937,434,665	85,421,596
TOTAL - CARRIERS USING DIESEL FUEL - Year-1977	14,311,119,739	1,081,127,946	3,107,568,426	231,866,935

