

**REPORT TO
THE GENERAL ASSEMBLY OF VIRGINIA
AS DIRECTED BY
SENATE RESOLUTION NO. 5 SESSION OF 1980
MADE BY
THE DIVISION OF MOTOR VEHICLES
LICENSE YEAR
ENDING JUNE 30, 1981**

**AND
THE STATE CORPORATION COMMISSION
LICENSE YEAR
ENDING JUNE 30, 1981**



SENATE DOCUMENT NO. 4

**COMMONWEALTH OF VIRGINIA
RICHMOND
1981**

TABLE OF CONTENTS

	Page
Report of the Division of Motor Vehicles.....	1
Report of the State Corporation Commission.....	13



COMMONWEALTH of VIRGINIA
Division of Motor Vehicles
2300 West Broad Street

Commissioner
Donald E. Williams

Mail Address
P.O. Box 27412
Richmond, Virginia 23269

September 1, 1981

TO THE GENERAL ASSEMBLY OF VIRGINIA

There is transmitted herewith the report from the Division of Motor Vehicles required by Senate Resolution No. 5, Session of 1980 determining the number of vehicles and the amount of fees paid with respect to all vehicles registered under the provisions of Sections 46.1-154 and 46.1-157.1 of the Code of Virginia.

Respectfully submitted,

Donald E. Williams
Commissioner



A Partnership With the Public

SENATE RESOLUTION NO. 5

Offered January 22, 1980

Requesting the State Corporation Commission and the Division of Motor Vehicles to determine certain details as to the revenue resulting from the Motor Fuels Road Tax on certain motor carriers of property with three or more axles and from the registration fees required of property carrying vehicles.

Patrons—Moody, Wilder, and Willey

Referred to the Committee on Rules

WHEREAS, it is deemed in the best interest of the general public that the State Corporation Commission and the Division of Motor Vehicles should continue to report certain information to the General Assembly with respect to the revenue resulting from the Motor Fuels Road Tax on certain motor carriers of property with three or more axles and from the registration fees required of property carrying motor vehicles; now, therefore, be it

RESOLVED by the Senate of Virginia,

1. That for the license years ending June thirty, nineteen hundred eighty and June thirty, nineteen hundred eighty-one, the Division of Motor Vehicles is hereby requested to maintain such records as shall be necessary to determine, and within sixty days after the close of each such year shall determine therefrom, by the weight groups set forth in Section 46.1-154 of the Code of Virginia and separately for trucks, tractor-trucks and semitrailers and for private carriers and carriers for rent or for hire, the number of vehicles and the amount of fees paid with respect to all vehicles registered under the provisions of such section. The Division of Motor Vehicles shall further maintain such records as shall be necessary to determine, and within sixty days after the close of each such year shall determine therefrom, by the weight groups set forth in Section 46.1-154 of the Code and separately for trucks, tractor-trucks, and semitrailers and for private carriers and carriers for rent or for hire the number of vehicles registered wholly or partly in Virginia and the amount of fees paid with respect to all vehicles registered under the provisions of such section, showing the loss to Virginia for Virginia-based vehicles which are registered partly in Virginia and partly elsewhere and the amount of license fees gained by the State by reason of non-Virginia based vehicles paying a portion of the Virginia registration fee so that a determination can be made of the gain or loss, as the case may be, to Virginia from the application of the provisions of Section 46.1-157.1 of the Code of Virginia.

2. That for the years ending June thirty, nineteen hundred eighty and June thirty, nineteen hundred eighty-one, the State Corporation Commission is hereby requested to maintain such records as shall be necessary to determine, and within sixty days after the close of each such year shall determine therefrom, as to all motor carriers of property subject to the tax imposed by Article 12, Chapter 12, Title 58 of the Code of Virginia and separately for carriers for compensation and carriers not for compensation and for resident, nonresident and interstate carriers:

- (a) Miles traveled in all operations;
- (b) Miles traveled in Virginia;
- (c) Motor fuel, including diesel fuel, used in all operations;
- (d) Motor fuel, including diesel fuel, used in operations in Virginia;
- (e) Motor fuel, including diesel fuel, purchased in Virginia.

3. That the Commission may request such report from and make such inspection of the books and records of the motor carriers mentioned in paragraph 2 of this resolution as it may deem necessary or advisable to comply with the directive of such paragraph.

4. That the records maintained and the determinations made in accordance with the foregoing provisions of this resolution shall be open to public inspection.

REPORT TO THE GENERAL ASSEMBLY OF VIRGINIA

CONTENTS

PREFACE - Showing a summary of Exhibits A and B and an analysis of revenue gained through participation in the International Registration Plan.

EXHIBIT A - SHOWING THE NUMBER OF PROPERTY CARRYING VEHICLES LICENSED AND FEES RECEIVED IN LICENSE YEAR ENDING JUNE 30, 1981 UNDER THE PROVISIONS OF SECTION 46.1-154 AND THE APPLICATION OF SECTION 45.1-157.1* CODE OF VIRGINIA.

Schedule 1 - Trucks - Single Vehicles - "Private Carriers"

Schedule 2 - Trucks - Single Vehicles - "For-Rent or For-Hire Carriers"

Schedule 3 - Tractor-Truck - Semi-Trailer Combinations - "Private Carriers"

Schedule 4 - Tractor-Truck - Semi-Trailer - Combinations - "For-Rent or For-Hire Carriers"

EXHIBIT B - SHOWING THE NUMBER OF VEHICLES REGISTERED UNDER THE INTERNATIONAL REGISTRATION PLAN AND FEES RECEIVED IN LICENSE YEAR ENDING JUNE 30, 1981.

Schedule 1 - Trucks - Single Vehicles - "Private Carriers"

Schedule 2 - Trucks - Single Vehicles - "For-Rent or For-Hire Carriers"

Schedule 3 - Tractor-Truck - Semi-Trailer - "Private Carriers"

Schedule 4 - Tractor-Truck - Semi-Trailer - "For-Hire Carriers"

*** Note - Section 46.1-157.1 authorizes participation in the International Registration Plan.**

Truck-Trailer Combinations previously included on Schedule 3 and Schedule 4 were eliminated by the 1979 General Assembly.

Individual percentages on these statements are shown accurate to the third position, however, they may total to slightly more or less than 100% because of rounding.

PREFACE

EXHIBIT A - Analysis by Weight Groups of Total Licenses Issued and Fees Received from Property Carrying Vehicles Registered under Section 46.1-154 and the Application of Section 46.1-157.1 Code of Virginia

SCHEDULES	Number of Vehicles			Fees Received		
	Trucks or Tractor-Trucks	Trailers and Semi-Trailers	Total	Trucks and Tractor-Trucks	Trailers and Semi-Trailers	Total
Trucks as Single Vehicles Private Carriers - Schedule 1	139,824		139,824	\$ 7,394,297.94		\$ 7,394,297.94
Trucks as Single Vehicles For Rent Or For-Hire Carriers - Schedule 2	17,932		17,932	1,736,242.72		1,736,242.72
Tractor-Truck - Semi-Trailer Combinations Private Carriers - Schedule 3	14,345	43,346	57,691	5,826,891.76	872,763.43	6,699,655.19
Tractor-Truck - Semi-Trailer Combinations For Rent Or For-Hire Carriers - Schedule 4	20,699	20,801	41,500	8,392,641.23	434,585.23	8,827,226.46
Total Vehicles Licensed and Fees Received	192,800	64,147	256,947	\$23,350,073.65	1,307,348.66	\$24,657,422.31

EXHIBIT B - Analysis by Weight Groups of Licenses Issued and Fees Received from Vehicles Registered under the International Registration Plan

SCHEDULES	Number of Vehicles			Fees Received		
	Trucks or Tractor-Trucks	Trailers and Semi-Trailers	Total	Trucks and Tractor-Trucks	Trailers and Semi-Trailers	Total
Trucks as Single Vehicles Private Carriers - Schedule 1	1,251		1,251	\$ 200,325.24		\$ 200,325.24
Trucks as Single Vehicles For Rent Or For-Hire Carriers - Schedule 2	459		459	95,108.72		95,108.72
Tractor-Truck - Semi-Trailer Private Carriers - Schedule 3	5,034	214	5,248	2,357,972.46	4,557.64	2,362,530.10
Tractor-Truck - Semi-Trailer For Rent Or For-Hire Carriers - Schedule 4	7,694	1,460	9,154	4,489,549.28	30,686.38	4,520,235.66
Total Vehicles Licensed and Fees Received	14,438	1,674	16,112	\$7,142,955.70	35,244.02	\$7,178,199.72

Analysis of Revenue Gained through Participation in the International Registration Plan

Potential revenue from Virginia-based vehicles which are registered partly in Virginia and partly elsewhere	\$9,377,612.64
Actual revenue from Virginia-based vehicles which are registered partly in Virginia and partly elsewhere (see Exhibit B)	-7,178,199.72
Loss to Virginia	2,199,412.92
Revenue gained by Virginia for non-Virginia based vehicles paying a portion of the Virginia registration fee	4,405,845.85
Net gain to Virginia	\$2,206,432.93

DIVISION OF MOTOR VEHICLES
 REPORT OF LICENSE YEAR
 ENDING JUNE 30, 1981

Analysis by Weight Groups of Total Licenses Issued and Fees
 Received from Property Carrying Vehicles Registered under
 Sections 46.1-154 and 46.1-157.1 of the Code of Virginia

EXHIBIT A
 SCHEDULE 1

PRIVATE CARRIERS
 TRUCKS AS SINGLE VEHICLES

License Issue By Weight Groups	Number of Vehicles		Fees Received	
	Count	Percentage of Total Count	Amount	Percentage of Total Amount
0000 to 4000	13	.009	\$ 278.60	.004
4001 to 7500	2,746	1.964	50,951.01	.689
7501 to 10000	65,596	46.913	1,418,563.95	19.185
Sub Total	68,355	48.886	1,469,793.56	19.878
10001 to 11000	993	.710	22,967.94	.311
11001 to 12000	3,302	2.362	84,152.46	1.138
12001 to 13000	1,931	1.381	48,812.17	.660
13001 to 14000	2,718	1.944	78,676.50	1.064
14001 to 15000	3,979	2.846	128,721.54	1.741
15001 to 16000	3,210	2.296	111,313.10	1.505
16001 to 17000	1,725	1.234	66,625.95	.901
17001 to 18000	3,543	2.534	152,722.63	2.065
Sub Total	21,401	15.307	693,992.29	9.385
18001 to 19000	1,566	1.120	72,386.69	.979
19001 to 20000	6,505	4.652	348,111.16	4.708
20001 to 21000	1,204	.861	70,165.70	.949
21001 to 22000	2,345	1.677	153,845.47	2.081
22001 to 23000	1,930	1.380	140,199.27	1.896
23001 to 24000	6,025	4.309	468,752.99	6.339
Sub Total	19,575	13.999	1,253,461.28	16.952
24001 to 25000	4,184	2.992	353,395.20	4.779
25001 to 26000	4,350	3.111	398,178.55	5.385
26001 to 27000	1,896	1.356	192,915.63	2.609
27001 to 28000	3,426	2.450	378,564.43	5.120
28001 to 29000	1,014	.725	120,653.90	1.632
Sub Total	14,870	10.634	1,443,707.71	19.525
29001 to 40000	10,084	7.212	1,350,347.71	18.263
40001 to 45000	1,788	1.278	305,679.74	4.135
45001 to 50000	3,751	2.682	877,315.65	11.865
Sub Total	15,623	11.172	2,533,343.10	34.263
50001 to 55000		.000	.00	.000
55001 to 76000		.000	.00	.000
Sub Total		.000	.00	.000
Total Vehicles & Fees	139,824	100.000	\$7,394,297.94	100.000
			Duplicate Tag Records	2,378

FOR-RENT OR FOR-HIRE CARRIERS
 TRUCKS AS SINGLE VEHICLES

License Issue By Weight Groups	Number of Vehicles		Fees Received	
	Count	Percentage of Total Count	Amount	Percentage of Total Amount
0000 to 4000		.000	\$.00	.000
4001 to 7500	113	.630	2,411.49	.139
7501 to 10000	4,155	23.171	90,519.50	5.214
Sub Total	4,268	23.801	92,930.99	5.353
10001 to 11000	86	.480	2,024.03	.117
11001 to 12000	619	3.452	16,412.50	.945
12001 to 13000	101	.563	2,881.64	.166
13001 to 14000	150	.836	4,856.00	.280
14001 to 15000	437	2.437	14,831.62	.854
15001 to 16000	222	1.238	8,047.97	.464
16001 to 17000	137	.764	5,679.00	.327
17001 to 18000	1,930	10.763	92,216.90	5.311
Sub Total	3,682	20.533	146,949.66	8.464
18001 to 19000	100	.558	7,341.42	.423
19001 to 20000	645	3.597	50,364.00	2.901
20001 to 21000	90	.502	8,882.89	.512
21001 to 22000	193	1.076	17,886.94	1.030
22001 to 23000	153	.853	16,312.05	.940
23001 to 24000	508	2.833	59,464.92	3.425
Sub Total	1,689	9.419	160,252.22	9.231
24001 to 25000	402	2.242	53,635.46	3.089
25001 to 26000	329	1.835	48,665.66	2.803
26001 to 27000	170	.948	23,405.19	1.348
27001 to 28000	373	2.080	55,609.46	3.203
28001 to 29000	104	.580	15,878.64	.915
Sub Total	1,378	7.685	197,194.41	11.358
29001 to 40000	1,332	7.428	194,521.39	11.204
40001 to 45000	583	3.251	89,584.40	5.159
45001 to 50000	5,000	27.884	854,809.65	49.232
Sub Total	6,915	38.563	1,138,915.44	65.595
50001 to 55000		.000	.00	.000
55001 to 76000		.000	.00	.000
Sub Total		.000	.00	.000
Total Vehicles & Fees	17,932	100.000	\$1,736,242.72	100.000
			Duplicate Tag Records	2,329

DIVISION OF MOTOR VEHICLES
 REPORT OF LICENSE YEAR
 ENDING JUNE 30, 1981

Analysis by Weight Groups of Total Licenses Issued and Fees
 Received from Property Carrying Vehicles Registered under
 Sections 46.1-154 and 46.1-157.1 of the Code of Virginia

EXHIBIT A
 SCHEDULE 3

PRIVATE CARRIERS
 TRACTOR TRUCK - SEMI-TRAILER COMBINATION
 TRACTOR TRUCKS SEMI-TRAILERS

License Issue By Weight Groups	Number of Vehicles		Fees Received		Number of Vehicles		Fees Received	
	Count	Percentage of Total Count	Amount	Percentage of Total Amount	Count	Percentage of Total Count	Amount	Percentage of Total Amount
0000 to 4000	1	.007	\$.00	.000	6,176	14.248	\$103,609.80	11.871
4001 to 7500		.000	.00	.000	9,206	21.238	158,250.01	18.132
7501 to 10000	17	.119	362.50	.006	3,381	7.800	74,110.65	8.491
Sub Total	18	.126	362.50	.006	18,763	43.286	335,970.46	38.494
10001 to 11000	2	.014	35.38	.001	114	.263	2,508.00	.287
11001 to 12000	5	.035	118.90	.002	830	1.915	18,205.01	2.086
12001 to 13000	3	.021	85.50	.001	213	.491	4,686.00	.537
13001 to 14000	5	.035	121.80	.002	335	.773	7,368.17	.844
14001 to 15000	22	.153	495.20	.008	567	1.308	12,426.84	1.424
15001 to 16000	8	.056	190.32	.003	331	.764	7,250.84	.831
16001 to 17000	10	.070	213.50	.004	129	.298	2,821.50	.323
17001 to 18000	13	.091	608.20	.010	557	1.285	12,222.84	1.400
Sub Total	68	.475	1,868.80	.031	3,076	7.097	67,489.20	7.732
18001 to 19000	1	.007	55.60	.001	109	.251	2,383.33	.273
19001 to 20000	29	.202	1,543.80	.026	760	1.753	16,589.83	1.901
20001 to 21000	6	.042	225.00	.004	93	.215	2,005.66	.230
21001 to 22000	12	.084	566.75	.010	206	.475	4,530.17	.519
22001 to 23000	6	.042	439.90	.008	162	.374	3,564.00	.408
23001 to 24000	22	.153	1,597.20	.027	324	.747	7,080.34	.811
Sub Total	76	.530	4,428.25	.076	1,654	3.815	36,153.33	4.142
24001 to 25000	33	.230	2,770.00	.048	286	.660	6,257.67	.717
25001 to 26000	18	.125	1,724.80	.030	109	.251	2,370.50	.272
26001 to 27000	4	.028	472.00	.008	46	.106	1,012.00	.116
27001 to 28000	15	.105	1,746.91	.030	90	.208	1,980.00	.227
28001 to 29000	4	.028	428.40	.007	93	.215	2,040.50	.234
Sub Total	74	.516	7,142.11	.123	624	1.440	13,660.67	1.566
29001 to 40000	490	3.418	64,724.23	1.113	1,819	4.199	40,114.83	4.597
40001 to 45000	278	1.939	48,064.00	.825	492	1.136	10,803.83	1.238
45001 to 50000	476	3.318	98,559.29	1.692	755	1.742	16,809.49	1.926
Sub Total	1,244	8.675	211,347.52	3.630	3,066	7.077	67,728.15	7.761
50001 to 55000	1,518	10.583	479,600.43	8.230	382	.881	8,350.83	.956
55001 to 76000	11,347	79.102	5,122,142.15	87.903	15,781	36.408	343,410.79	39.346
Sub Total	12,865	89.685	5,601,742.58	96.133	16,163	37.289	351,761.62	40.302
Total Vehicles & Fees	14,345	100.000	\$5,826,891.76	100.000	43,346	100.000	\$872,763.43	100.000
			Duplicate Tag Records	1,320			Duplicate Tag Records	1,040

FOR RENT OR FOR-HIRE CARRIERS
 TRACTOR TRUCK - SEMI-TRAILER

TRACTOR TRUCKS

SEMI-TRAILERS

License Issue By Weight Groups	Number of Vehicles		Fees Received		Number of Vehicles		Fees Received	
	Count	Percentage of Total Count	Amount	Percentage of Total Amount	Count	Percentage of Total Count	Amount	Percentage of Total Amount
0000 to 4000		.000	\$.00	.000	2,505	12.043	\$ 40,126.39	9.233
4001 to 7500		.000	.00	.000	610	2.933	10,461.50	2.407
7501 to 10000	6	.029	132.00	.002	57	.274	1,235.67	.284
Sub Total	6	.029	132.00	.002	3,172	15.250	51,823.56	11.924
10001 to 11000	2	.010	47.30	.001	12	.058	264.00	.061
11001 to 12000	8	.039	197.56	.002	5	.024	110.00	.025
12001 to 13000	5	.024	140.00	.002	3	.014	66.00	.015
13001 to 14000	2	.010	64.80	.001	17	.082	374.00	.086
14001 to 15000	10	.048	188.17	.002	5	.024	110.00	.025
15001 to 16000	12	.058	248.70	.003	4	.019	88.00	.020
16001 to 17000	14	.068	414.00	.005		.000	.00	.000
17001 to 18000	17	.082	650.00	.008	12	.058	264.00	.061
Sub Total	70	.339	1,950.53	.024	58	.279	1,276.00	.293
18001 to 19000	3	.014	74.49	.001	1	.005	22.00	.005
19001 to 20000	29	.140	1,358.93	.016	15	.072	330.00	.076
20001 to 21000		.000	.00	.000	1	.005	22.00	.005
21001 to 22000	10	.048	1,134.00	.014	4	.019	88.00	.020
22001 to 23000	5	.024	269.52	.003	5	.024	110.00	.025
23001 to 24000	11	.053	1,430.50	.017	9	.043	198.00	.046
Sub Total	58	.279	4,267.44	.051	35	.168	770.00	.177
24001 to 25000	27	.130	2,171.97	.026	16	.077	352.00	.081
25001 to 26000	4	.019	594.00	.007	9	.043	198.00	.046
26001 to 27000	2	.010	98.20	.001	4	.019	88.00	.020
27001 to 28000	10	.048	1,976.00	.024	6	.029	132.00	.030
28001 to 29000	4	.019	843.70	.010		.000	.00	.000
Sub Total	47	.226	5,683.87	.068	35	.168	770.00	.177
29001 to 40000	515	2.487	105,775.93	1.262	547	2.630	11,892.80	2.735
40001 to 45000	218	1.054	55,858.38	.666	197	.948	4,334.00	.996
45001 to 50000	685	3.309	239,015.74	2.849	255	1.226	5,589.83	1.285
Sub Total	1,418	6.850	400,650.05	4.777	999	4.804	21,816.63	5.016
50001 to 55000	1,911	9.233	554,173.73	6.602	268	1.289	5,863.00	1.350
55001 to 76000	17,189	83.045	7,425,783.61	88.481	16,234	78.043	352,266.04	81.057
Sub Total	19,100	92.278	7,979,957.34	95.083	16,502	79.332	358,129.04	82.407
Total Vehicles & Fees	20,699	100.000	\$8,392,641.23	100.000	20,801	100.000	\$434,585.23	100.000
			Duplicate Tag Records	3,938			Duplicate Tag Records	631

DIVISION OF MOTOR VEHICLES
 REPORT OF LICENSE YEAR
 ENDING JUNE 30, 1981

Analysis by Weight Groups of Licenses Issued and Fees
 Received from Vehicles Registered under the International
 Registration Plan Section 46.1-157.1 of the Code of Virginia

EXHIBIT B
 SCHEDULE 1

PRIVATE CARRIERS
 TRUCKS AS SINGLE VEHICLES

License Issue By Weight Groups	Number of Vehicles		Fees Received	
	Count	Percentage of Total Count	Amount	Percentage of Total Amount
0000 to 4000		.000	\$.00	.000
4001 to 7500		.000	.00	.000
7501 to 10000		.000	.00	.000
Sub Total		.000	.00	.000
10001 to 11000		.000	.00	.000
11001 to 12000		.000	.00	.000
12001 to 13000		.000	.00	.000
13001 to 14000		.000	.00	.000
14001 to 15000		.000	.00	.000
15001 to 16000		.000	.00	.000
16001 to 17000	1	.080	35.28	.018
17001 to 18000		.000	.00	.000
Sub Total	1	.080	35.28	.018
18001 to 19000		.000	.00	.000
19001 to 20000		.000	.00	.000
20001 to 21000		.000	.00	.000
21001 to 22000	9	.719	563.02	.281
22001 to 23000	2	.160	110.26	.055
23001 to 24000	11	.879	751.30	.375
Sub Total	22	1.758	1,424.58	.711
24001 to 25000	8	.639	602.35	.301
25001 to 26000	22	1.759	1,192.30	.595
26001 to 27000	25	1.998	2,187.42	1.092
27001 to 28000	81	6.475	7,617.82	3.803
28001 to 29000	32	2.558	2,637.15	1.316
Sub Total	168	13.429	14,237.04	7.107
29001 to 40000	559	44.685	65,542.54	32.717
40001 to 45000	105	8.393	18,935.01	9.451
45001 to 50000	396	31.655	100,150.79	49.995
Sub Total	1,060	84.733	184,628.34	92.163
50001 to 55000		.000	.00	.000
55001 to 76000		.000	.00	.000
Sub Total		.000	.00	.000
Total Vehicles & Fees	1,251	100.000	\$200,325.24	100.000

Duplicate Tag Records

FOR-RENT OR FOR-HIRE CARRIERS
TRUCKS AS SINGLE VEHICLES

License Issue By Weight Groups	Number of Vehicles		Fees Received	
	Count	Percentage of Total Count	Amount	Percentage of Total Amount
0000 to 4000		.000	\$.00	.000
4001 to 7500		.000	.00	.000
7501 to 10000		.000	.00	.000
Sub Total		.000	.00	.000
10001 to 11000		.000	.00	.000
11001 to 12000		.000	.00	.000
12001 to 13000		.000	.00	.000
13001 to 14000		.000	.00	.000
14001 to 15000		.000	.00	.000
15001 to 16000		.000	.00	.000
16001 to 17000		.000	.00	.000
17001 to 18000		.000	.00	.000
Sub Total		.000	.00	.000
18001 to 19000		.000	.00	.000
19001 to 20000	2	.436	130.95	.138
20001 to 21000		.000	.00	.000
21001 to 22000		.000	.00	.000
22001 to 23000	1	.218	5.47	.006
23001 to 24000	18	3.922	1,572.12	1.653
Sub Total	21	4.576	1,708.54	1.797
24001 to 25000	2	.436	247.85	.261
25001 to 26000	14	3.050	1,574.09	1.655
26001 to 27000	26	5.664	3,598.72	3.784
27001 to 28000	67	14.597	9,009.77	9.473
28001 to 29000	26	5.664	3,739.15	3.931
Sub Total	135	29.411	18,169.58	19.104
29001 to 40000	158	34.425	24,837.10	26.115
40001 to 45000	10	2.179	2,534.65	2.665
45001 to 50000	135	29.411	47,858.85	50.320
Sub Total	303	66.015	75,230.60	79.100
50001 to 55000		.000	.00	.000
55001 to 76000		.000	.00	.000
Sub Total		.000	.00	.000
Total Vehicles & Fees	459	100.000	\$95,108.72	100.000
Duplicate Tag Records				

DIVISION OF MOTOR VEHICLES
 REPORT OF LICENSE YEAR
 ENDING JUNE 30, 1981

Analysis by Weight Groups of Licenses Issued and Fees
 Received from Vehicles Registered under the International
 Registration Plan Section 46.1-157.1 of the Code of Virginia

EXHIBIT B
 SCHEDULE 3

PRIVATE CARRIERS
 TRACTOR TRUCK - SEMI-TRAILER
 TRACTOR TRUCKS

SEMI-TRAILERS

License Issue By Weight Groups	Number of Vehicles			Fees Received		Number of Vehicles			Fees Received	
	Count	Percentage of Total Count	Amount	Percentage of Total Amount	Count	Percentage of Total Count	Amount	Percentage of Total Amount		
0000 to 4000		.000	\$.00	.000		.000	\$.00	.000		
4001 to 7500		.000	.00	.000		.000	.00	.000		
7501 to 10000		.000	.00	.000		.000	.00	.000		
Sub Total		.000	.00	.000		.000	.00	.000		
10001 to 11000		.000	.00	.000		.000	.00	.000		
11001 to 12000		.000	.00	.000		.000	.00	.000		
12001 to 13000		.000	.00	.000		.000	.00	.000		
13001 to 14000		.000	.00	.000		.000	.00	.000		
14001 to 15000		.000	.00	.000		.000	.00	.000		
15001 to 16000		.000	.00	.000		.000	.00	.000		
16001 to 17000		.000	.00	.000		.000	.00	.000		
17001 to 18000		.000	.00	.000		.000	.00	.000		
Sub Total		.000	.00	.000		.000	.00	.000		
18001 to 19000		.000	.00	.000		.000	.00	.000		
19001 to 20000		.000	.00	.000		.000	.00	.000		
20001 to 21000		.000	.00	.000		.000	.00	.000		
21001 to 22000		.000	.00	.000		.000	.00	.000		
22001 to 23000		.000	.00	.000		.000	.00	.000		
23001 to 24000		.000	.00	.000		.000	.00	.000		
Sub Total		.000	.00	.000		.000	.00	.000		
24001 to 25000		.000	.00	.000		.000	.00	.000		
25001 to 26000		.000	.00	.000		.000	.00	.000		
26001 to 27000		.000	.00	.000		.000	.00	.000		
27001 to 28000	1	.020	105.01	.004		.000	.00	.000		
28001 to 29000		.000	.00	.000		.000	.00	.000		
Sub Total	1	.020	105.01	.004		.000	.00	.000		
29001 to 40000	97	1.927	13,318.87	.566		.000	.00	.000		
40001 to 45000	132	2.623	20,588.17	.874	1	.467	12.83	.282		
45001 to 50000	102	2.026	23,695.45	1.005		.000	.00	.000		
Sub Total	331	6.576	57,602.49	2.445		.467	12.83	.282		
50001 to 55000	256	5.085	76,823.94	3.257		.000	.00	.000		
55001 to 76000	4,446	88.319	2,223,441.02	94.296	213	99.533	4,544.81	99.718		
Sub Total	4,702	93.404	2,300,264.96	97.553	214	99.533	4,544.81	99.718		
Total Vehicles & Fees	5,034	100.000	\$2,357,972.46	100.000	214	100.000	\$4,557.64	100.000		
			Duplicate Tag Records				Duplicate Tag Records			

FOR RENT OR FOR-HIRE CARRIERS
 TRACTOR TRUCK - SEMI-TRAILER


TRACTOR TRUCKS

SEMI-TRAILERS

License Issue By Weight Groups	Number of Vehicles		Fees Received		Number of Vehicles		Fees Received	
	Count	Percentage of Total Count	Amount	Percentage of Total Amount	Count	Percentage of Total Count	Amount	Percentage of Total Amount
0000 to 4000		.000	\$.00	.000		.000	\$.00	.000
4001 to 7500		.000	.00	.000		.000	.00	.000
7501 to 10000		.000	.00	.000		.000	.00	.000
Sub Total		.000	.00	.000		.000	.00	.000
10001 to 11000		.000	.00	.000		.000	.00	.000
11001 to 12000	1	.013	15.56	.000		.000	.00	.000
12001 to 13000		.000	.00	.000		.000	.00	.000
13001 to 14000		.000	.00	.000		.000	.00	.000
14001 to 15000		.000	.00	.000		.000	.00	.000
15001 to 16000		.000	.00	.000		.000	.00	.000
16001 to 17000		.000	.00	.000		.000	.00	.000
17001 to 18000		.000	.00	.000		.000	.00	.000
Sub Total	1	.013	15.56	.000		.000	.00	.000
18001 to 19000		.000	.00	.000		.000	.00	.000
19001 to 20000	1	.013	50.97	.001		.000	.00	.000
20001 to 21000		.000	.00	.000		.000	.00	.000
21001 to 22000		.000	.00	.000		.000	.00	.000
22001 to 23000		.000	.00	.000		.000	.00	.000
23001 to 24000		.000	.00	.000		.000	.00	.000
Sub Total	1	.013	50.97	.001		.000	.00	.000
24001 to 25000	2	.026	111.74	.002		.000	.00	.000
25001 to 26000		.000	.00	.000		.000	.00	.000
26001 to 27000		.000	.00	.000		.000	.00	.000
27001 to 28000		.000	.00	.000		.000	.00	.000
28001 to 29000		.000	.00	.000		.000	.00	.000
Sub Total	2	.026	111.74	.002		.000	.00	.000
29001 to 40000	83	1.079	16,059.86	.359	13	.890	286.00	.932
40001 to 45000	34	1.092	22,333.37	.499	23	1.574	506.00	1.649
45001 to 50000	216	2.807	66,384.67	1.479	31	2.123	678.33	2.211
Sub Total	383	4.978	104,777.90	2.337	67	4.587	1,470.33	4.792
50001 to 55000	451	5.862	198,010.43	4.411	57	3.903	1,221.00	3.980
55001 to 76000	6,856	89.109	4,186,582.68	93.251	1,336	91.506	27,995.05	91.229
Sub Total	7,307	94.971	4,384,593.11	97.662	1,393	95.409	29,216.05	95.209
Total Vehicles & Fees	7,694	100.000	\$4,489,549.28	100.000	1,460	100.000	\$30,686.38	100.000
			Duplicate Tag Records				Duplicate Tag Records	

COMMONWEALTH OF VIRGINIA

THOMAS P. HARWOOD, JR.
CHAIRMAN
JUNIE L. BRADSHAW
COMMISSIONER
PRESTON C. SHANNON
COMMISSIONER



BERNARD L. HENDERSON, JR.
ASSISTANT TO THE COMMISSIONER
BOX 1197
RICHMOND, VIRGINIA 23209
(804) 786-7141

STATE CORPORATION COMMISSION

October 16, 1981

TO: The Honorable John N. Dalton
Governor of Virginia


and

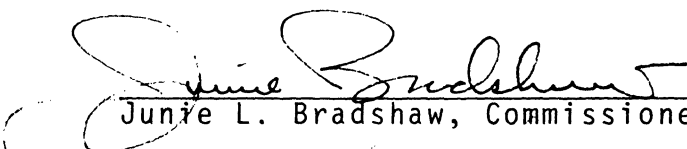
The General Assembly of Virginia


The report contained herein is pursuant to Senate Resolution No. 5 of the 1980 Session of the General Assembly of Virginia.

This report comprises the response by the State Corporation Commission to the directive that certain details as to the revenue derived from the Motor Fuel Road Tax be reported to the General Assembly of Virginia. The work sheets from which the figures have been compiled are open for public inspection at the State Corporation Commission.

Respectfully submitted,


Thomas P. Harwood, Jr., Chairman


Junie L. Bradshaw, Commissioner


Preston C. Shannon, Commissioner

SENATE RESOLUTION NO. 5

requesting the State Corporation Commission and the Division of Motor Vehicles to determine certain details as to the revenue resulting from the Motor Fuels Road Tax on certain motor carriers of property with three or more axles and from the registration fees required of property carrying vehicles.

Agreed to by the Senate, February 6, 1980

WHEREAS, it is deemed in the best interests of the general public that the State Corporation Commission and the Division of Motor Vehicles should continue to report certain information to the General Assembly with respect to the revenue resulting from the Motor Fuels Road Tax on certain motor carriers of property with three or more axles and from the registration fees required of property carrying motor vehicles; now therefore, be it

RESOLVED by the Senate of Virginia,

1. That the license years ending June thirty, nineteen hundred eighty and June thirty, nineteen eighty-one, the Division of Motor Vehicles is hereby requested to maintain such records as shall be necessary to determine, and within sixty days after the close of each such year shall determine therefrom, by the weight groups set forth in §46.1-154 of the Code of Virginia and separately for trucks, tractor-trucks and semitrailers and for private carriers and carriers for rent or for hire, the number of vehicles and the amount of fees paid with respect to all vehicles registered under the provisions of such section. The Division of Motor Vehicles shall further maintain such records as shall be necessary to determine, and within sixty days after the close of each such year shall determine therefrom, by the weight groups set forth in §46.1-154 of the Code and separately for trucks, tractor-trucks, and semitrailers and for private carriers and carriers for rent or for hire the number of vehicles registered wholly or party in Virginia and the amount of fees paid with respect to all vehicles registered under the provisions of such section, showing the loss to Virginia for Virginia-based vehicles which are registered party in Virginia and party elsewhere and the amount of license fees gained by the State by reason of non-Virginia based vehicles paying a portion of the Virginia registration fee so that a determination can be made of the gain or loss, as the case may be, to Virginia from the application of the provisions of §46.1-157.1 of the Code of Virginia.

2. That for the years ending June thirty, nineteen hundred eighty and June thirty, nineteen hundred eighty-one, the State Corporation Commission is hereby requested to maintain such records as shall be necessary to determine, and within sixty days after the close of each such year shall determine therefrom as to all motor carriers of property subject to the tax imposed by Article 12, Chapter 12, Title 58 of the Code of Virginia and separately for carriers for compensation and carriers not for compensation and for resident, nonresident and interstate carriers:

- (a) Miles traveled in all operations;
- (b) Miles traveled in Virginia;
- (c) Motor fuel, including diesel fuel, used in all operations;
- (d) Motor fuel, including diesel fuel, used in operations in Virginia;
- (e) Motor fuel, including diesel fuel, purchased in Virginia.

3. That the Commission may request such report from and make such inspection of the books and records of the motor carriers mentioned in paragraph 2 of this resolution as it may deem necessary or advisable to comply with the directive of such paragraph.

4. That the records maintained and the determinations made in accordance with the foregoing provisions of this resolution shall be open to public inspection.

MOTOR FUEL ROAD TAX STATISTICS

Years Ending June 30, 1980 and June 30, 1981

Resident Carriers For Compensation - Interstate

	<u>Year Ending June 30, 1980</u>	<u>Year Ending June 30, 1981</u>
Total Miles	967,179,588	799,062,945
Virginia Miles	272,654,128	233,556,737
Total Fuel	192,796,268	159,619,489
Fuel Used in Virginia	55,443,118	47,815,932
Fuel Purchased in Virginia	66,204,365	57,921,050

Non-resident Carriers For Compensation - Interstate

Total Miles	14,161,201,018	16,315,683,966
Virginia Miles	593,088,154	606,757,140
Total Fuel	3,060,730,954	3,255,837,717
Fuel Used in Virginia	125,112,494	126,300,717
Fuel Purchased in Virginia	92,594,589	85,753,644

Carriers for Compansation - Intrastate

Total Miles	66,256,542	77,275,952
Virginia Miles	66,256,542	77,275,952
Total Fuel	16,267,192	18,568,675
Fuel Used in Virginia	16,267,192	18,568,675
Fuel Purchased in Virginia	16,267,192	18,568,675

Total Carriers for Compensation

Total Miles	15,194,637,148	17,192,022,863
Virginia Miles	931,998,824	917,589,829
Total Fuel	3,269,794,414	3,434,025,881
Fuel Used in Virginia	196,822,804	192,685,324
Fuel Purchased in Virginia	175,066,146	162,243,369

MOTOR FUEL ROAD TAX STATISTICS

Years Ending June 30, 1980 and June 30, 1981

Resident Carriers Not For Compensation - Interstate

	<u>Year Ending June 30, 1980</u>	<u>Year Ending June 30, 1981</u>
Total Miles	362,221,450	347,373,760
Virginia Miles	180,494,812	172,515,731
Total Fuel	75,016,640	69,820,961
Fuel Used in Virginia	37,567,059	34,963,448
Fuel Purchased in Virginia	50,413,160	48,478,501

Non-resident Carriers Not For Compensation - Interstate

Total Miles	4,323,144,572	4,313,876,818
Virginia Miles	297,178,775	284,314,960
Total Fuel	874,747,021	854,150,461
Fuel Used in Virginia	59,789,172	56,097,829
Fuel Purchased in Virginia	41,197,906	37,822,629

Carriers Not For Compensation - Intrastate

Total Miles	53,911,687	64,649,480
Virginia Miles	53,911,687	64,649,480
Total Fuel	12,327,682	14,621,449
Fuel Used in Virginia	12,317,682	14,621,449
Fuel Purchased in Virginia	12,317,682	14,621,449

Total Carriers Not For Compensation

Total Miles	4,739,277,709	4,725,900,058
Virginia Miles	531,585,274	521,480,171
Total Fuel	962,091,343	938,592,871
Fuel Used in Virginia	109,683,913	105,682,726
Fuel Purchased in Virginia	103,938,748	100,922,579

Total Carriers of Property - Year 1981

Total Miles	19,933,914,857	21,917,922,921
Virginia Miles	1,463,584,098	1,439,070,000
Total Fuel	4,231,885,757	4,372,618,752
Fuel Used in Virginia	306,506,717	298,368,050
Fuel Purchased in Virginia	279,004,894	263,165,948

