

**INTERIM REPORT OF THE
JOINT SUBCOMMITTEE STUDYING**

**THE FUNDING
REQUIREMENTS OF THE
VIRGINIA UNEMPLOYMENT
COMPENSATION ACT**

**TO THE GOVERNOR AND
THE GENERAL ASSEMBLY OF VIRGINIA**



SENATE DOCUMENT NO. 27

**COMMONWEALTH OF VIRGINIA
RICHMOND
1997**

MEMBERS OF THE JOINT SUBCOMMITTEE

Sen. Jackson E. Reasor, Jr., Chairman
Del. Glenn R. Croshaw, Vice Chairman
Sen. Joseph B. Benedetti
Sen. John H. Chichester
Sen. Richard J. Holland
Sen. Yvonne B. Miller
Del. Robert D. Hull
Del. Dwight C. Jones
Del. Jerrauld C. Jones
Del. Robert E. Nelms

STAFF

DIVISION OF LEGISLATIVE SERVICES - Legal and Research

Robert A. Omberg, Staff Attorney
Arlen K. Bolstad, Senior Attorney
Cynthia G. Liddy, Senior Operations Staff Assistant

SENATE OF VIRGINIA - Administrative and Clerical

Thomas C. Gilman, Coordinator, Committee Operations
Crystal S. Webb, Committee Clerk

Table of Contents

	Page
I. Introduction	1
II. Overview of the Program.....	2
III. VEC Briefing.....	3
A. Trust Fund Report.....	3
B. Agricultural Employment	4
C. New Employer Tax Rate	4
IV. 1997 General Assembly Session.....	5
A. Fund Balance Factor.....	5
B. Indexed Weekly Wage	7
C. Alternative Base Period	7
D. Required Earnings for Unemployment Benefits	8
V. Conclusions.....	8

Appendices

- A--SJR 29 (1996)
- B--VEC presentation charts, October 8, 1996
- C--VEC letter, dated October 31, 1996
- D--HB 1555 (1996)
- E-- SB 960 (1997)
- F-- VEC briefing papers, presented to subcommittee during 1997 session of the
General Assembly
- G---SB 1018 (1997)
- H--Briefing paper presented to subcommittee during the 1997 session by the Virginia
Manufacturers Association
- I-- SB 983 (1997)
- J-- SB 1088 (1997)
- K--SB 1089 (1997)

**Interim Report of the Joint Subcommittee
Studying the Funding Requirements of the
Virginia Unemployment Compensation Act
to
The Governor and the
General Assembly of Virginia
Richmond, Virginia
1997**

TO: The Honorable George Allen, Governor,
and
the General Assembly of Virginia

I. INTRODUCTION

Originally established by SJR 133 in 1977, the Joint Subcommittee Studying the Funding Requirements of the Virginia Unemployment Compensation Act ("the Act") was continued for another two years in 1996 by SJR 29 (Appendix A). As an ongoing function, the subcommittee hears the Virginia Employment Commission's (VEC) annual briefing on the Unemployment Trust Fund's current and projected adequacy. In addition, the subcommittee reviews and recommends major revisions to the Act, as proposed from time to time by the VEC, business, and organized labor representatives.

The following General Assembly members were appointed to the joint subcommittee: Senators Reasor from Bluefield, Benedetti from Richmond, Chichester from Fredericksburg, R.J. Holland from Windsor, and Y. B. Miller from Norfolk, together with Delegates Croshaw from Virginia Beach, Hull from Falls Church, D. C. Jones from Richmond, J. C. Jones from Norfolk, and Nelms from Suffolk. Senator Reasor and Delegate Croshaw served as chairman and vice chairman, respectively.

The joint subcommittee met in Richmond on October 8, 1996, to receive the VEC's trust fund briefing, presented by VEC Commissioner Dr. Thomas J. Towberman. The subcommittee also considered and recommended a proposal to extend the new-employer tax rate scheme currently in effect that was subsequently approved by the 1997 General Assembly (SB 960).

Additionally, the joint subcommittee met during the 1997 Session of the General Assembly to make recommendations on introduced bills whose passage could impact the unemployment

trust fund's balance. The joint subcommittee heard testimony concerning bills designed to (i) reduce unemployment insurance taxes for employers by altering the trust fund balance factor, (ii) increase the maximum payments to unemployed persons, and (iii) increase the number of claimants eligible to receive benefits by reducing the highest two quarters earnings requirements. These measures were incorporated in two identical bills that were approved by the General Assembly (SB 1089 and HB 2559).

II. OVERVIEW OF THE PROGRAM

The Federal-State Unemployment Insurance System. The Federal Unemployment Insurance Tax Act (FUTA) was a core component of federal New Deal legislation passed during the 1930s. FUTA established a federally mandated, state-administered program providing temporary financial relief to working Americans involuntarily unemployed.

In Virginia, qualifying employees who become unemployed through no fault of their own are entitled to weekly benefits prescribed by state law. To qualify, Virginia employees must have earned at least \$3,250 in total wages in two of the last four calendar quarters immediately preceding the quarter in which they became unemployed. At this minimum-qualifying level, such employees would receive a weekly benefit amount of \$65; the maximum weekly benefit is \$224.

Virginia Program Administration. The Virginia Employment Commission administers the Commonwealth's unemployment insurance program. Title 60.2 of the Virginia Code prescribes the VEC's duties, which include (i) collecting taxes to fund the program; (ii) processing and paying benefit claims; (iii) providing administrative adjudication of contested claims; (iv) ensuring that the Unemployment Trust Fund is adequately funded; (v) operating a job service program; (vi) providing employment and unemployment statistics; and (vii) implementing the federal Job Training Partnership Act.

The VEC's administrative costs are paid from FUTA payroll taxes collected from Virginia employers by the Internal Revenue Service. These moneys are deposited in the Employment Security Administrative Account (ESAA) for appropriation by Congress and allocation by the U.S. Department of Labor (DOL). The VEC administrative funding level is based upon DOL's estimate of VEC's administrative expenses. Presently, the Commonwealth receives back from the federal government approximately 42 percent of the amount contributed to the account.

Unemployment taxes and benefit payments. Unemployment compensation benefits are paid from a trust fund comprised of taxes collected by the VEC from Virginia employers. It is used solely for paying unemployment compensation benefits to unemployed Virginians. Virginia employers with one or more employees pay trust fund taxes on employee wages up to \$8,000. The taxes are "experience rated," i.e., those employers with higher levels of qualifying claims will pay higher tax rates. The minimum tax rate for Virginia's employers is 0.1 percent; the maximum is 6.2 percent. New employers, i.e., those without sufficient experience, are initially charged a tax rate of 2.5 percent.

Employers are also charged a "pool tax" to cover benefits paid out from the trust fund that cannot be charged to specific employers. Pool costs include (i) benefit payments made to employees of employers no longer in business and (ii) coverage of benefit payment costs that cannot be recovered from maximum-rated employers to whom they are attributable because of the 6.2 percent cap. In recent years, pool costs constituted 20 to 50 percent of total benefits. If the trust fund adequacy level is at 50 percent or more, however, pool taxes are offset by interest earned on the trust fund. The VEC expects the pool surtax to fall from 0.03% in 1996 to 0.00% in 1997. The trust fund is also supplemented by a 0.2 percent "fund-building" tax whenever the fund's adequacy level drops below 50 percent.

III. VEC BRIEFING

A. TRUST FUND REPORT

A presentation by Commissioner Towberman to the joint subcommittee on October 8, 1996, highlighted an overall improvement in the Commonwealth's key unemployment statistics from 1995 to 1996 (Appendix B). With August's unemployment rate at four percent, the subcommittee learned that the Commonwealth was experiencing unemployment rates during 1996 at or below the lowest levels experienced during the last six years. In terms of the trust fund balance factor, the panel was advised that as of June 30, 1996, the fund was at 90 percent of adequacy. This figure represents an 11 percentage point increase over 1995's level, and the VEC expects the fund balance to increase by about \$98 million by the end of 1996.

Data comparing 1995 and 1996 revealed that:

- Unemployment rates in 1996 have been at or below the same-month 1995 rates.
- Final payments to claimants in 1996 generally have been below the 1995 levels.
- Overall benefit payouts were lower in 1995 than in 1994.
- There were no payments of extended benefits in 1995, compared with \$19.8 million in 1994.

Trust fund figures also showed improvement in 1995. The VEC is required to make a trust fund adequacy calculation each July 1, pursuant to § 60.2-533. A statutory formula is used to calculate how much money the trust fund would need to pay unemployment compensation benefits for an 18-month period if (i) benefit payments were at the highest levels recorded during the past 25 years and (ii) the trust fund received no income during this interval.

The VEC reported a June 30, 1996, trust fund adequacy level of 90.7 percent, an increase from the 1995 level of 79.3 percent, and from 1994's 69.7 percent. The January 1, 1996, trust fund balance was \$766 million, up from \$641 million at the end of 1994. The projected balance for January 1, 1997, is \$878 million. Trust fund data also revealed that:

- Tax revenue improved in 1996 with increased employment levels.

- Interest revenue increased due to higher trust fund balances and higher interest rates paid by the U. S. Treasury.
- Benefit payments continued to decline from their recession peak with an improvement in employment levels.

Responding to a request from the joint subcommittee, the VEC also provided the panel with information regarding the percentage of Virginia's unemployed receiving benefits. According to second quarter 1995 data, Virginia ranks last among U. S. jurisdictions in the percentage of its unemployed receiving unemployment benefits. In the Commonwealth, 18.7 percent receive benefits, compared with 34.7 percent nationally. Several major factors influence the percentage: Virginia's qualification requirements, disqualification standards for voluntarily quitting work, work search standards, industry mix, federal workforce and requalification standards.

At the request of several subcommittee members, the VEC prepared materials demonstrating the relationship between the projected decline in the average tax paid into the trust fund to the increase in benefits approved by the 1996 General Assembly. The VEC indicated in these materials (included as Appendix C) that the growing Unemployment Trust Fund balance has allowed the Commonwealth to increase unemployment benefits while keeping the tax rates competitive.

B. AGRICULTURAL EMPLOYMENT

During the October briefing, the VEC provided an update on HB 1555 (included as Appendix D). This bill, passed in the 1996 Session of the General Assembly, authorized credit refunds totaling approximately \$200,000 to employers who paid unemployment taxes for alien agricultural labor. The federal law requiring payment of unemployment taxes for alien agricultural workers was repealed as a part of the Small Business Job Protection Act. The VEC reported that these credit refunds will have no significant impact on trust fund adequacy.

C. NEW EMPLOYER TAX RATE

The VEC also presented data concerning the new-employer tax rate contained in § 60.2-526 of the Code of Virginia. The provisions of this section, effective until January 1, 1998, specify a flat unemployment tax rate of 2.5 percent for new employers. Depending on the month the new employer begins payment of unemployment tax, that rate is applied for approximately 18 to 29 months. Upon completion of this period, an experience-based rate is applied. If the sunset clause were not extended or repealed in 1997, the tax rate for new employers would revert to the flat 2.5 percent rate for three years before an experience-based rate is applied.

The VEC did not take a position on this issue, but did present data showing the effect of changing the rates for new employers in a shorter period to an experience-based rate. Typically, the transition to an experience-based rate results in lower taxes for the new employer. The

subcommittee unanimously agreed to recommend that the current provisions of this law be further extended for two years. The subcommittee's legislative recommendation (SB 960) implementing the extension, which was approved during the 1997 Session, is attached as Appendix E.

IV. 1997 GENERAL ASSEMBLY SESSION

At the request of the Senate Committee on Commerce and Labor, the joint subcommittee held meetings during the 1997 Session of the General Assembly to provide recommendations on introduced legislation having a potential effect on the adequacy of the Unemployment Trust Fund. Senator Reasor reminded the subcommittee of its legislative charge to oversee the fund and to ensure the adequacy of the fund to meet current and projected benefit payments.

A. FUND BALANCE FACTOR

The first measure considered by the subcommittee involved the Unemployment Trust Fund balance. John Taylor from the Virginia Center on Public Policy spoke to the subcommittee regarding the current trust fund level, and explained how reducing the trust fund balance would lower unemployment taxes for Virginia's employers.

The Virginia Center on Public Policy is a nonprofit research corporation whose declared purpose is to promote individual rights and limited government. The Center developed a policy proposal in October of 1996 that was said to create jobs by reducing the amount of money employers pay in unemployment taxes. Taylor explained the Center's position: the trust fund is overfunded, and a reduction in the required trust fund balance would permit a reduction in unemployment taxes.

Such a decrease would help stimulate the economy and would result in an expansion of the employment base. Taylor provided examples of states (Kansas and North Carolina) that had placed moratoriums on the collection of unemployment taxes when they had accumulated trust fund balances comparable to Virginia's. He also described tax cuts in Georgia, Florida, South Carolina, and Tennessee and stated that Mississippi, Ohio, Nebraska, and Oregon are considering similar action.

Following Taylor's presentation, Secretary of Commerce Robert Skunda and VEC Commissioner Dr. Thomas Towberman provided an update of the employment situation in the Commonwealth. The handouts that accompanied the presentation are included as Appendix F. Dr. Towberman explained that the unemployment rate in November of 1996 was 3.8 percent, the lowest rate experienced by the Commonwealth in seven years. Dr. Towberman also provided the subcommittee with unemployment figures for various regions of the Commonwealth for this period, including Charlottesville at 2.1 percent, Roanoke at 6.2 percent, Fairfax at 2.5 percent, and Northern Virginia at 2.5 percent.

Secretary Skunda reported that the Commonwealth has received \$11 billion in committed investments since 1994; that 200,000 new jobs have been created during the same period; and that the Commonwealth is poised for steady economic performance in the future. Secretary Skunda

mentioned some of the factors that attract commitment for growth, including location, quality of workforce, access to markets, quality of life, and the cost of doing business. The cost of doing business includes taxes, and Secretary Skunda stated that any efforts to reduce such costs helps in attracting new business to the Commonwealth.

Noting the low level of unemployment, Dr. Towberman and Secretary Skunda proposed that the subcommittee recommend favorably Senate Bill No. 1018 (Appendix G). This proposed legislation changed the formula used by the VEC to determine the Unemployment Trust Fund balance factor. Altering the formula would potentially reduce unemployment taxes, with the trust fund's excess balance being used to offset the reduced revenues received from unemployment taxes.

Until July 1, 1997, the formula for determining the fund balance is:

1.5 x average of 3 highest cost rates in 25 years x annual wages

present trust fund balance

This factor provides a measure of the trust fund's ability to pay benefits at an "average of bad years" rate for a specified duration. Senate Bill 1018 changed the interval used when averaging the three highest ratios of benefit payments to wages from 25 to 20 years, thereby excluding from the computation the year 1975, which is the worst year for payments on record. The bill also changed the fund balance factor multiplier from 1.5 to 1.33, meaning that adequacy would be determined based on the ability to pay benefits for 16 rather than 18 months. These changes would have the effect (if employment statistics remained the same) of reducing unemployment compensation taxes for employers.

Secretary Skunda reminded the subcommittee of recent Federal Reserve Board information presented by Paul A. Volcker and J. Alfred Broaddus, Jr., that describe the national economic outlook as one characterized by a steady growth in employment, moderate wage inflation, and a low unemployment rate. Secretary Skunda and Dr. Towberman also suggested that the trust fund balance factor ignores (i) the revenues that are collected during a recession, (ii) the ability of available surcharges to quickly rebuild the fund balance if necessary, and (iii) the tradeoff of risk versus the economic benefits of a tax reduction for the Commonwealth's employers.

In his address on the State of the Commonwealth on January 8, 1997, Governor Allen supported the goals embodied in Senate Bill 1018. The Governor stated that changing the Unemployment Trust Fund balance factor formula would provide a more accurate method of calculating proper funding for this trust fund, strengthen the Commonwealth's competitiveness, and continue to provide full protection to Virginia's workers at the new benefit levels approved by the General Assembly last year.

Representatives of the Virginia Manufacturers' Association, the Virginia Chamber of Commerce, the Southwest Virginia Chamber of Commerce, the Roanoke Chamber of Commerce, the National Federation of Independent Business, and the Virginia Retail Merchants Association all supported Senate Bill 1018. Information provided by the Virginia Manufacturers' Association explaining and comparing the various methods of computing trust fund balance, along with data comparing Virginia's trust fund balance to that of other states, is attached as Appendix H.

Representatives from the Catholic Diocese of Richmond and the Virginia AFL-CIO urged the subcommittee to also give priority to improving the benefits available to persons out of work through no fault of their own, e.g. increasing the number of employees eligible for benefits and increasing the maximum benefits available for employees.

The subcommittee, by a majority vote, recommended that the Committee on Commerce and Labor report SB 1018. The General Assembly ultimately adopted the concept of reducing employer unemployment taxes by amending the formula used to determine the trust fund balance factor. The amended formula was a part of SB 1089 (into which SB 1018 was eventually merged) and identical provisions were included in HB 2559. These bills reduce the time multiplier from 1.5 to 1.38 and consider the three highest cost rates in the last 20 rather than 25 years.

B. INDEXED WEEKLY WAGE

Senator Joseph V. Gartlan, Jr., was the patron of SB 983 (Appendix I), a bill indexing the maximum unemployment compensation weekly benefit amount to 45 percent of the average weekly wage of the Commonwealth. The bill required average weekly wage calculations to be made on March 31 of each year; the resulting figure would be applied to claims filed during the following calendar year. The present maximum weekly benefit is approximately 43 percent of the average weekly wage, while the maximum weekly unemployment benefits nationally are 47 percent of the average weekly wage. The joint subcommittee made no recommendation concerning this bill to the Committee on Commerce and Labor, which took no action on this bill.

C. ALTERNATIVE BASE PERIOD

Senate Bill 1088 (Appendix J), introduced by Senator Yvonne Miller, sought to increase the number of employees eligible for unemployment compensation benefits by providing an alternative base period. David Rubinstein from the Virginia Poverty Law Center provided the joint subcommittee with information about a similar program in New Jersey. According to Rubinstein, providing an alternative base period in New Jersey allowed an additional six to eight percent of applicants to be eligible for benefits.

Under current Virginia law, benefit eligibility is contingent upon claimants earning at least \$3250 in total earnings for two calendar quarters within the base period. The base period is the first four out of the last five calendar quarters preceding the first day of the individual's benefit year. Senate Bill 1088 would allow claimants who do not qualify for benefits to use an alternative base period. This alternative base period would consist of either (i) the last four completed calendar quarters preceding the individual's benefit year or (ii) the last three completed calendar

quarters immediately preceding the benefit year and, of the calendar quarter in which the benefit year commences, the portion of the quarter which occurs before the commencing of the benefit year.

Rubinstein conceded that there would be some additional administrative costs associated with this legislation, and the VEC responded that having two alternative base periods would create an administrative burden. The joint subcommittee made no recommendation concerning this bill to the Committee on Commerce and Labor. The Committee took no action on this bill.

D. REQUIRED EARNINGS FOR UNEMPLOYMENT BENEFITS

Senator Miller also patroned SB 1089 (Appendix K). This bill sought to reduce the earnings required for unemployment compensation benefits eligibility. Supporters of the bill, including the Virginia Poverty Law Center, the Richmond Diocese of the Catholic Church, and the AFL-CIO, stated that the national average of unemployed workers receiving unemployment compensation benefits is 34.7 percent, while Virginia's average is 18.7 percent. The proponents also stated that the national average for minimum earnings requirement for unemployment compensation is \$1580 compared to Virginia's requirement of \$3250, and that Virginia's minimum wage earning requirement is \$500 higher than the next highest state.

The proponents expressed concern over the number of employees, including former welfare recipients returning to the workforce, who are ineligible for benefits. Supporters of the bill cited statistics suggesting that under current law, the likelihood is remote that a worker earning the federal minimum wage for 25 hours per week would qualify for unemployment benefits.

The joint subcommittee made no recommendation concerning this bill (as introduced) to the Committee on Commerce and Labor. However, the committee subsequently conformed SB 1089's provisions to those of HB 2559, which reduced the required earnings for benefit eligibility by \$250 a year for the next three years. By July 1, 1999, otherwise eligible claimants who earn at least \$2500 in their highest two quarters would receive unemployment benefits of \$50 a week. Additionally, the maximum weekly benefit would increase by two dollars a week over the next four years, so that by July 1, 2000, a claimant could receive up to \$232 a week in benefits. Both HB 2559 and SB 1089 were passed by the General Assembly and signed into law.

V. CONCLUSIONS

The 1997 Session of the General Assembly considered and passed legislation that has a potential impact on the Unemployment Trust Fund balance. Changing the fund balance factor will reduce the gross amount available in the fund, and can also provide a decrease in taxes for employers. Eligible claimants will not have to earn as much to receive benefits, and the maximum benefits are also increased. These changes are phased in over a four-year period, beginning July 1, 1997. Additionally, new employers will continue to receive a potentially lower experience-based rating in less time.

The joint subcommittee will monitor the impact of these legislative measures on the trust fund balance as it continues its work in 1997.

Respectfully submitted,

Sen. Jackson E. Reasor, Jr., Chairman
Del. Glenn R. Croshaw, Vice Chairman
Sen. Joseph B. Benedetti
Sen. John H. Chichester
Sen. Richard J. Holland
Sen. Yvonne B. Miller
Del. Robert D. Hull
Del. Dwight C. Jones
Del. Jerrauld C. Jones
Del. Robert E. Nelms

APPENDIX A
SJR NO. 29 (1996)

1996 SESSION
ENGROSSED

960624727

SENATE JOINT RESOLUTION NO. 29

Senate Amendments in [] —February 9, 1996

Continuing the Joint Subcommittee Studying the Funding Requirements of the Virginia Unemployment Compensation Act.

Patrons—Reasor, Benedetti, Holland and Newman; Delegates: Croshaw, Jones, J.C. and Nelms

Referred to the Committee on Rules

WHEREAS, a joint subcommittee to study the funding requirements of the Virginia Unemployment Compensation Act traditionally has met annually; and

WHEREAS, such joint subcommittee met in 1995 pursuant to Senate Joint Resolution No. 272 to review the current status and long-term projections for the unemployment compensation trust fund; and

WHEREAS, the trust fund is financed by Virginia's employers and drawn on by working Virginians who become unemployed and must rely on such fund for unemployment compensation benefits; and

WHEREAS, continued legislative oversight of such fund is warranted to ensure its adequacy to meet current and projected benefit payments; now, therefore, be it

RESOLVED, by the Senate, the House of Delegates concurring, That the Joint Subcommittee Studying the Funding Requirements of the Virginia Unemployment Compensation Act be hereby continued. The Joint Subcommittee's membership shall remain the same, with any vacancies to be filled by the Senate Committee on Privileges and Elections and the Speaker of the House, as appropriate.

The direct costs of this study shall not exceed \$ [~~3,000~~ 6,000] .

The Division of Legislative Services shall provide staff support for the study. All agencies of the Commonwealth shall provide assistance to the joint subcommittee, upon request.

The joint subcommittee shall complete its work in time to submit its findings and recommendations to the Governor and the [1997 1998] Session of the General Assembly as provided in the procedures of the Division of Legislative Automated Systems for processing legislative documents.

Implementation of this resolution is subject to subsequent approval and certification by the Joint Rules Committee. The Committee may withhold expenditures or delay the period for the conduct of the study.

Official Use By Clerks

Passed By The Senate

- without amendment
- with amendment
- substitute
- substitute w/amdt

Date: _____

Clerk of the Senate

Passed By

The House of Delegates

- without amendment
- with amendment
- substitute
- substitute w/amdt

Date: _____

Clerk of the House of Delegates

APPENDIX B
VEC PRESENTATION CHARTS (OCTOBER 8, 1996)



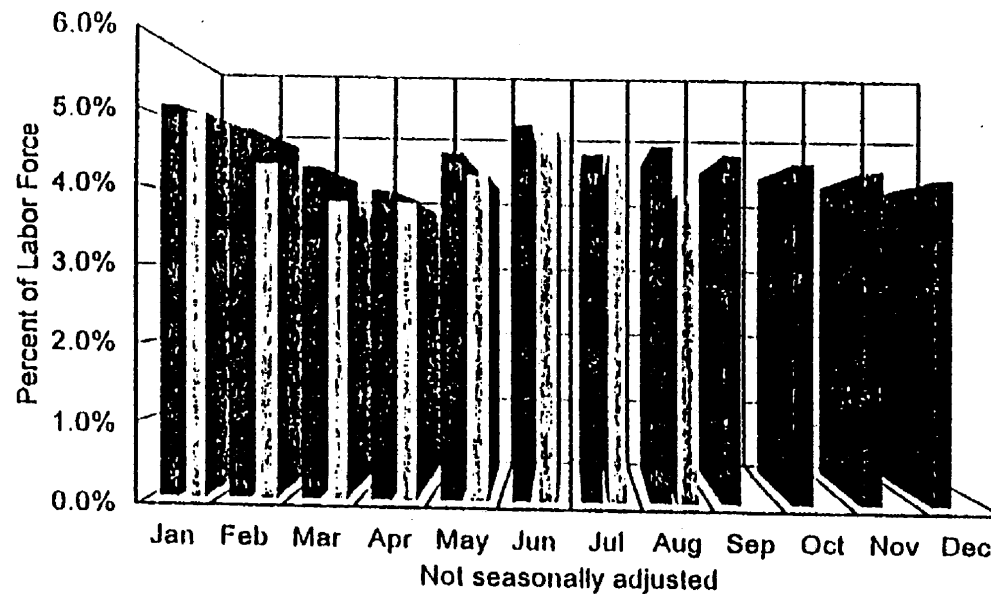
Trust Fund Overview

*Dr. Thomas J. Towberman, Commissioner
Virginia Employment Commission
October 1996*

Virginia's Unemployment Rate

1995 vs. 1996

- Unemployment rates in 1996 have been at, or below, the same-month 1995 rates.

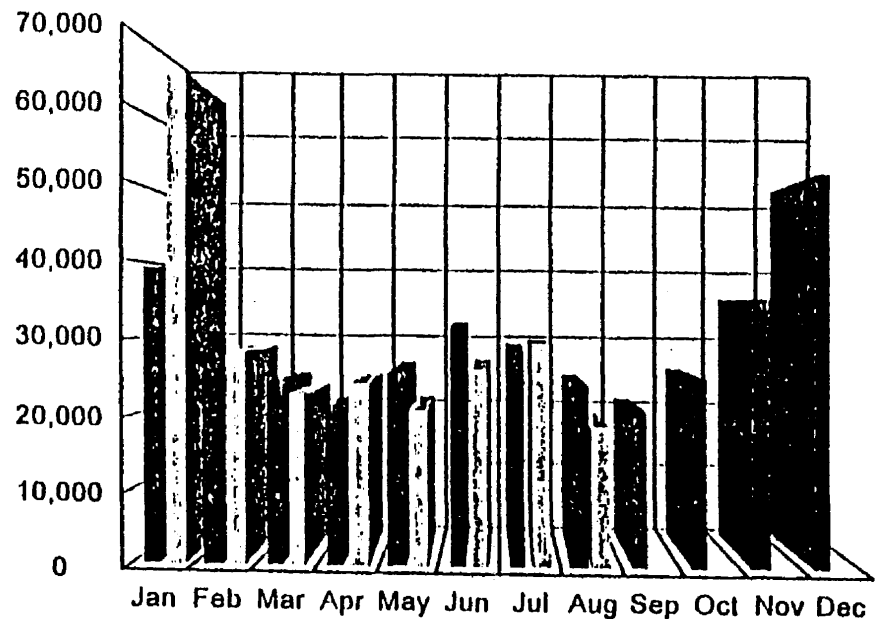


■ 1995 □ 1996

U.I. Initial Claims

1995 vs. 1996

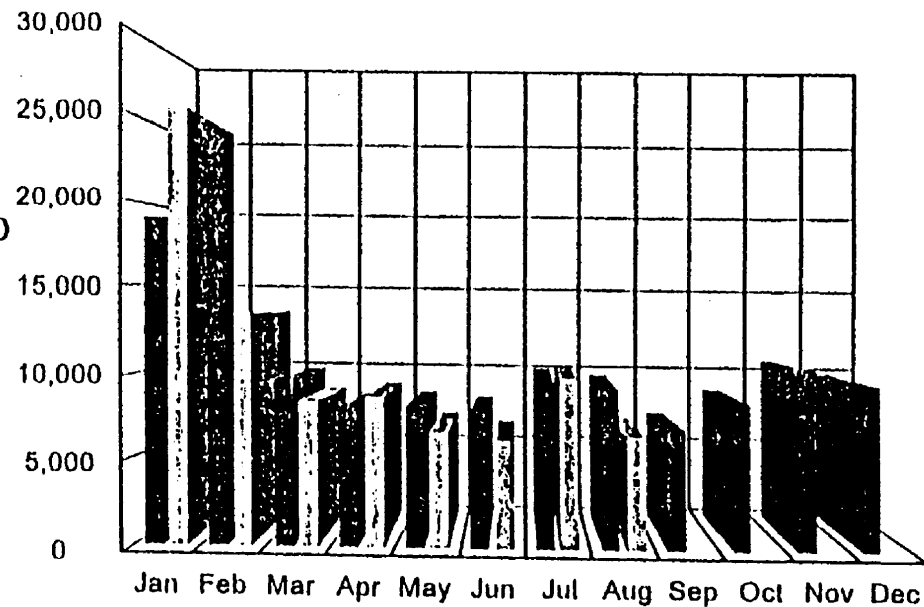
- Total initial claims this year are above 1995 for many reasons:
 - weather-related furloughs
 - strike at General Motors caused layoffs at VA suppliers
 - layoffs at textile, furniture, and apparel plants (decreased in 2nd quarter)
- Average duration of unemployment since January 1996 has been 10 weeks



U.I. First Payments

1995 vs. 1996

- A claimant can receive only one first payment in his benefit year; so "first payments" are a good proxy for the number of claimants receiving unemployment benefits
- Despite initial claims being up 6.5% over last year, first payments are up only 2.1% for the same time period.
- This indicates that some claimants are serving the waiting week and then returning to work.



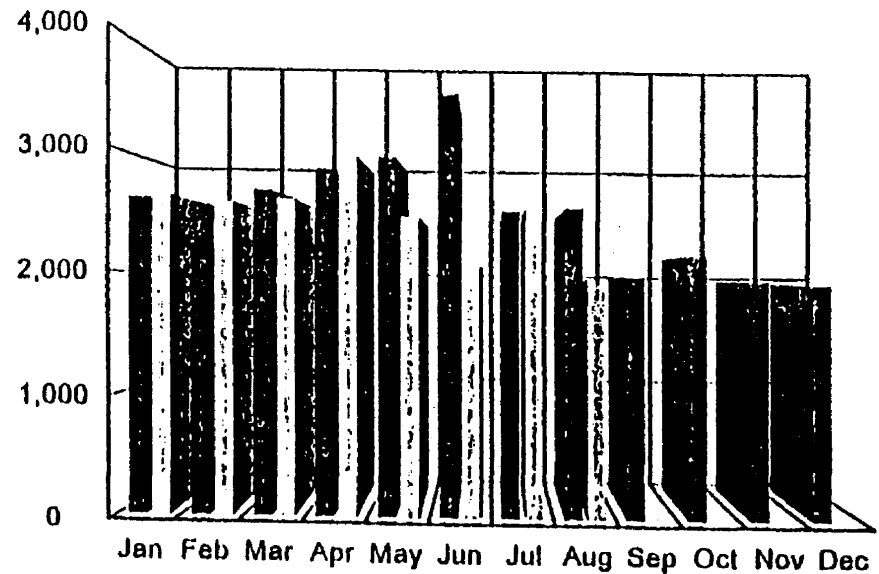
4

■ 1995 □ 1996

U.I. Final Payments

1995 vs. 1996

- Final payments were up at the beginning of the year as poor weather prevented claimants from returning to work
- For the first eight months, final payments are down 5.2% from 1995 to 1996
- The exhaustion rate has fallen this year from 26.2% in January to 21.9 % in August



U.I. Benefits

- Benefits are paid to workers unemployed through no fault of their own
- Benefit levels set by General Assembly
 - minimum weekly benefit \$65
 - maximum weekly benefit \$224
- Benefits determined by earnings in first 4 of last 5 completed calendar quarters (called the "base period")
- Otherwise eligible claimants not paid for first week of unemployment (called the "waiting week")

U.I. Taxes

- Taxes are paid by employers on first \$8,000 of each employee's wages
- Tax rates are set by General Assembly
 - minimum tax 0.1% or \$8 per employee
 - maximum tax 6.2% or \$496 per employee
- Individual employer's tax rate determined by
 - Trust Fund solvency level
 - employer's experience over last 4 years
- 2 surtaxes can also be levied
 - pool tax used to recover benefits that can't be charged to a specific employer
 - fund building tax used to push solvency over 50%

VEC Administrative Funding

- Employers also pay a tax per the Federal Unemployment Tax Act (FUTA Tax)
- FUTA is a flat tax of 0.8% on first \$7,000 of each employee's wages which costs \$56 per employee per year
- Revenue from the FUTA tax is used to pay for SESA administration at both the state and national levels
- Virginia's employers paid over \$142 million in FUTA taxes in FY 1994
 - \$108 million is available for administration
 - VEC receives about \$60 million from U.S. DOL

Trust Fund Data

- Tax revenue will decline due to higher solvency levels, lower pool tax, and fewer benefit charges
- Interest revenue should increase due to higher Trust Fund balances
- Benefits will remain high due to some layoffs that tend to be at the higher wage, and therefore, benefit levels. Higher benefits, labor force and wage growth also contribute
- The fund should be up by about \$98 million by the end of the year
- The solvency level is expected to increase by 11 percentage points over 1995

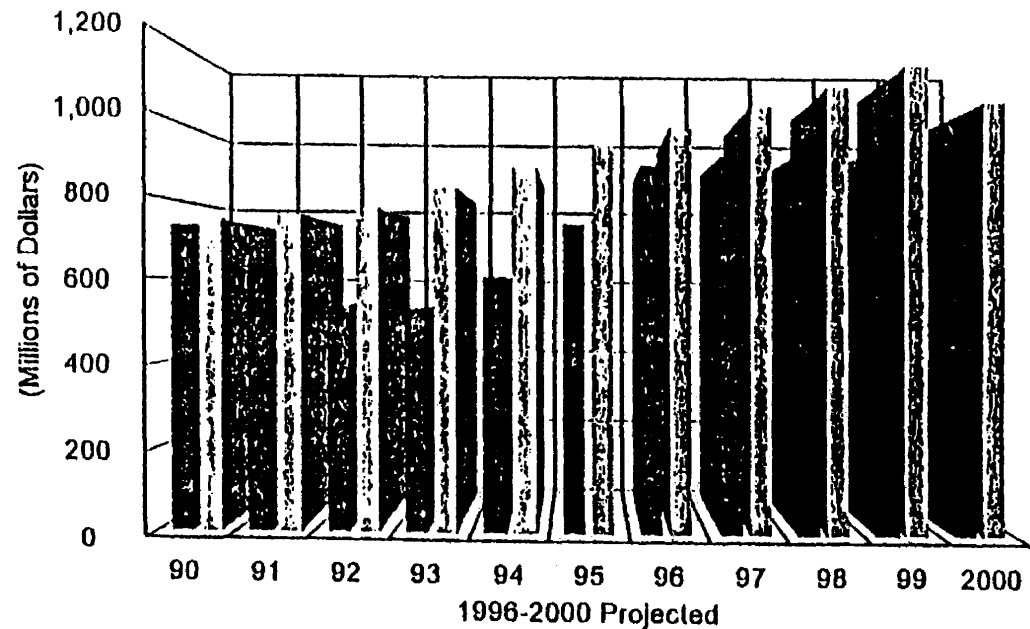
Trust Fund Data

(Millions of Dollars)

	1995 (Actual)	1996 (Projected)
January 1 Balance	\$640.8	\$769.0 (Actual)
Tax Revenue	\$289.9	\$248.6
Interest Revenue	\$48.2	\$54.6
Benefits	\$210.0	\$205.4
December 31 Balance	\$769.0	\$866.8
Solvency Level (6/30)	79.3%	90.7%

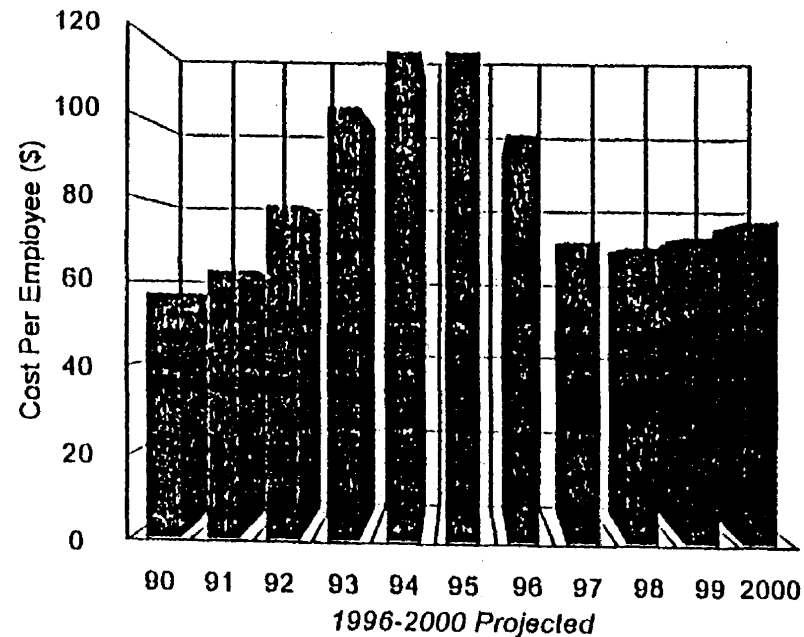
Trust Fund Balances

- The solvency level has improved since bottoming out at 64% in 1993
- Solvency is not expected to return to its pre-recession peak of 98%
- Projections assume no legislated changes in benefits or taxes



Average Tax

- The average tax peaked at \$115 in 1995 and is expected to fall to \$96 in 1996 and \$69 in 1998.
- The 40% decrease in the average tax can be attributed to three reasons:
 - lower benefit charges against employers
 - higher solvency levels
 - the pool surtax is expected to fall from 0.03% in 1996 to 0.00% in 1997
- Projections assume no legislated changes in benefits or taxes.



Average Tax Rate by Industry

Experience-Rated Only, Excludes Pool Tax

<i>Industry</i>	<i>1995</i>	<i>1996</i>
<i>Agriculture, Forestry, Fishing</i>	0.96%	0.88%
<i>Mining</i>	3.03%	2.78%
<i>Construction</i>	1.85%	1.48%
<i>Manufacturing</i>	1.48%	1.22%
<i>Transportation, Communications, Utilities</i>	1.20%	1.06%
<i>Wholesale Trade</i>	0.98%	0.86%
<i>Retail Trade</i>	0.63%	0.55%
<i>Finance, Insurance, Real Estate</i>	0.71%	0.71%
<i>Services</i>	0.65%	0.59%

HB 1555

- Permits refunds of state UI taxes if FUTA provisions concerning alien agricultural (H2A) workers are repealed.
- Such provisions were repealed as part of federal Small Business Job Protection Act
- Credit refunds for taxes paid since First Quarter 1995 should be less than \$200,000.

New Employer Tax Rate

- Law prior to 1996
 - 3 years at 2.5%
 - higher rate possible if benefit charges warrant
- Current law
 - experience-based rate as soon as possible (effectively 18-29 months)
 - expires December 31, 1997

New Employer Tax Rate

Alternative #1 to Current Law

- Make current law permanent (repeal sunset)
- Effect on experience-rated employers (cost per employee)
 - higher taxes in 2001 (\$3*)
 - in 2004 (\$7*)
 - in 2005 (\$0.80)
 - in 2006 (\$3*)

*2001 and 2006 tax increases do not affect employers paying minimum tax. \$3 of 2004 tax increase does not affect minimum tax employers.

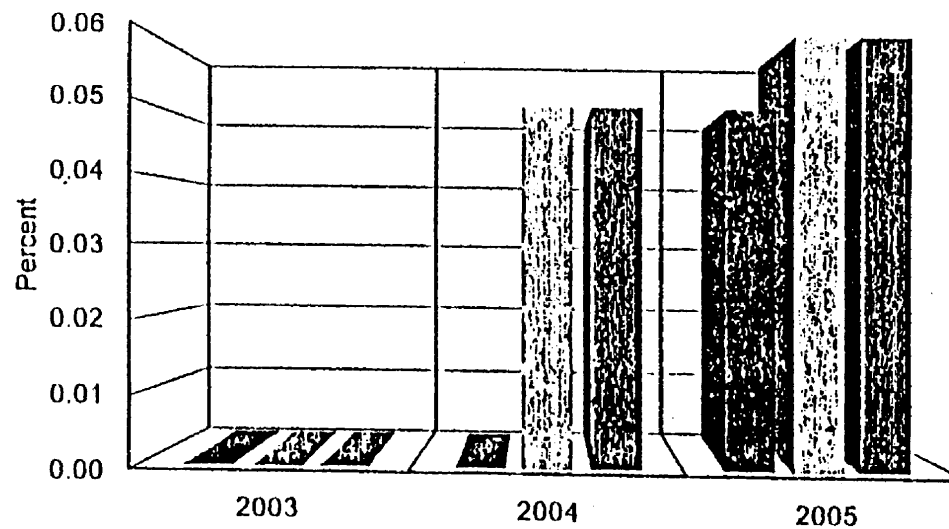
Alternative #2 to Current Law

- Extend current law 2 years
- Effect on experience-rated employers (cost per employee)
 - higher taxes in 2001 (\$3*)
 - in 2004 (\$4)
 - in 2005 (\$0.80)

*Does not affect employers paying minimum tax

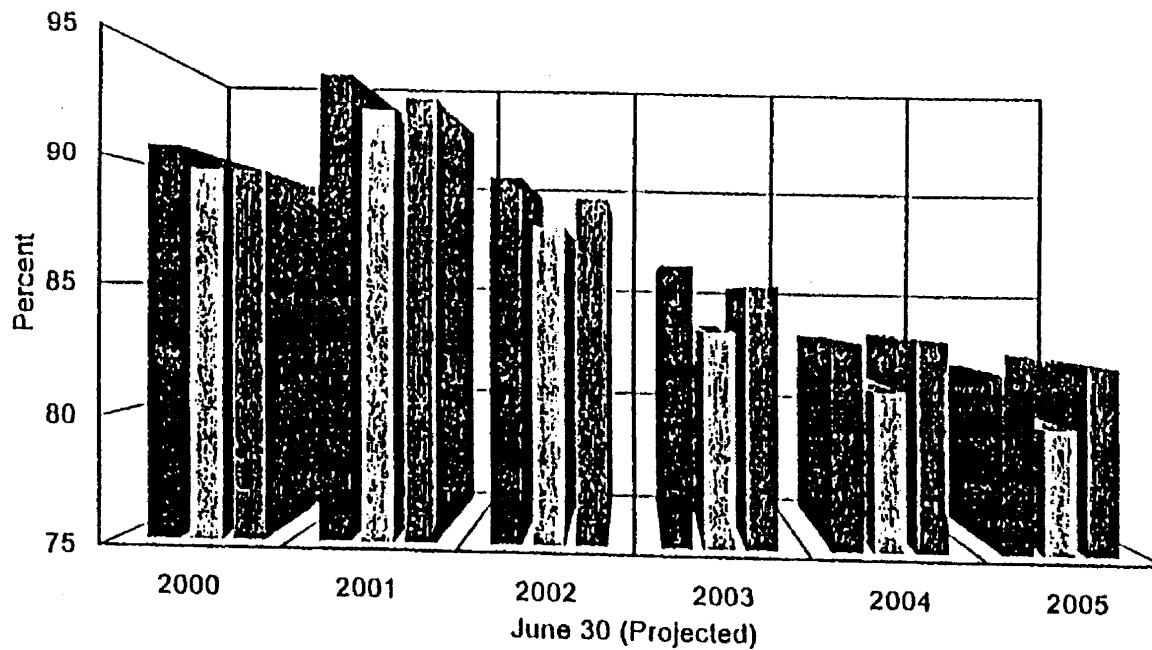
Pool Tax Rates

Current vs. Alternatives



Trust Fund Solvency

Current vs. Alternatives



APPENDIX C
VEC LETTER (OCTOBER 31, 1996)



COMMONWEALTH of VIRGINIA

Virginia Employment Commission

703 East Main Street

Mr. Thomas J. Towberman
Commissioner

Post Office Box 1358
Richmond, Virginia 23218-1358

October 31, 1996

The Honorable Jackson E. Reasor, Jr.
P. O. Box 691
Bluefield, Virginia 24605

Dear Senator Reasor:

Thank you for your kind attention and interest during my October 8, 1996 presentation to the Joint Subcommittee Studying the Funding Requirements of the Virginia Unemployment Compensation Act. I am pleased to provide the following information in response to members' requests.

A question was raised concerning the projected decline in the average tax paid into the trust fund by Virginia employers, and its relationship to the increase in benefits which was passed last winter by the General Assembly. The materials provided during the 1996 session (Attachment A), represented our assessment of the impact of the proposed increase on trust fund solvency.

As you know, solvency affects employers' tax rates. Our analysis presented a direct comparison of what employers could expect from proposed legislative changes (benefit increase and accounting change) versus no changes at all, based on the most current data available at the time. An identical comparison based on today's data (Attachment B) shows that the current trends are consistent with those previously calculated although, fortunately, on a higher level of solvency across the board.

The Virginia Employment Commission has been consistent in projecting the overall decline in average tax rates. As requested, Attachment C compares the Commission's 1995 and 1996 projections for both trust fund balances and the average employer tax. I am pleased that the projections have accurately predicted the growing trust fund which has enabled the Commonwealth to increase unemployment benefits while keeping the tax rate competitive.

The Honorable Jackson E. Reasor, Jr.
Page 2
October 31, 1996

Historical information was also requested regarding the highest unemployment insurance taxes ever paid. In 1981, employers paid a maximum rate of 9.0 percent on the first \$6,000 of wages, or \$540 per employee. This high rate was the result of a 100 percent surtax, which doubled the 4.5 percent legal maximum tax. There were no pool taxes or fund-building taxes in existence at that time.

I hope this information will be helpful. I am enclosing, for your easy reference, a copy of the Virginia Unemployment Compensation Act which includes the changes adopted during the 1996 General Assembly session. Please call me at (804) 786-3001 if you have additional questions or if I may be of further assistance.

Sincerely,



Thomas J. Towberman

Enclosures

c: The Honorable Robert T. Skunda
Secretary of Commerce and Trade

Arlen Bolstad, Senior Attorney
Rob Omberg, Staff Attorney
Division of Legislative Services

VEC Interest Groups

SB 194

AN UPDATED ASSESSMENT OF THE IMPACT OF INCREASING THE MAXIMUM WEEKLY BENEFIT AMOUNT FROM \$208 TO \$224

NOTE:

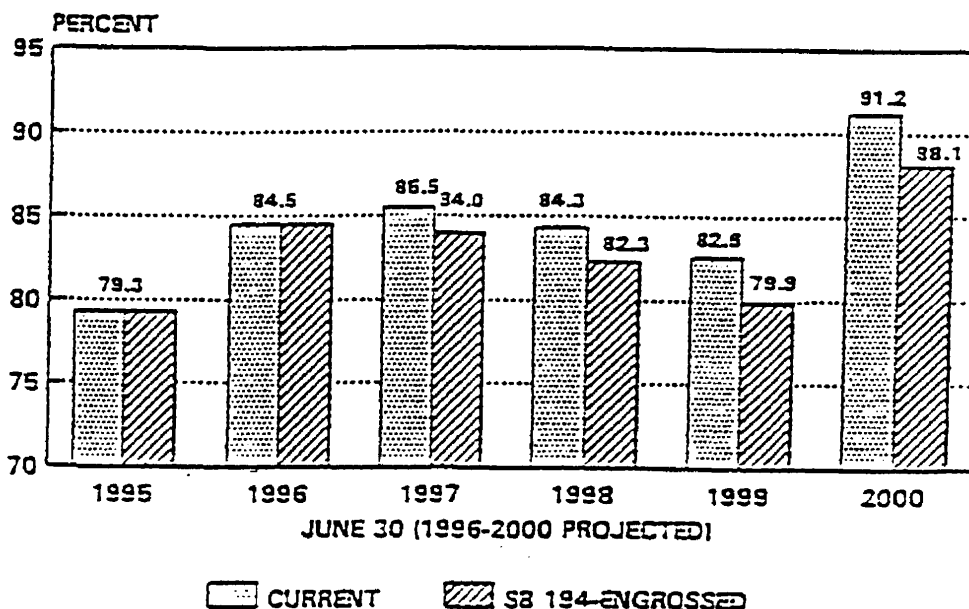
- The information presented by the VEC in December 1995 to the Joint Subcommittee Studying the Funding Requirements of the Virginia Unemployment Compensation Act was based on the most current data available then, 1994 figures. The impact of increasing the maximum weekly benefit amount (WBA) from \$208 to \$224 and raising the minimum WBA from \$65 to \$70 (SB 194—Introduced) would have been the levy of a pool tax on all employers of about \$4 per employee in 2001.
- The VEC now has complete data for 1995 and has updated its projections regarding the impact of raising the maximum WBA in accordance with SB 194—Engrossed.
- Also attached is a chart that shows the combined impact of SB 194 and SB 297.

*Dr. Thomas J. Towberman
Acting Commissioner*

Virginia Employment Commission
703 East Main Street
Richmond, Virginia 23219
804-786-1697

January 31, 1996

TRUST FUND SOLVENCY CURRENT VS. SB 194-ENGROSSED

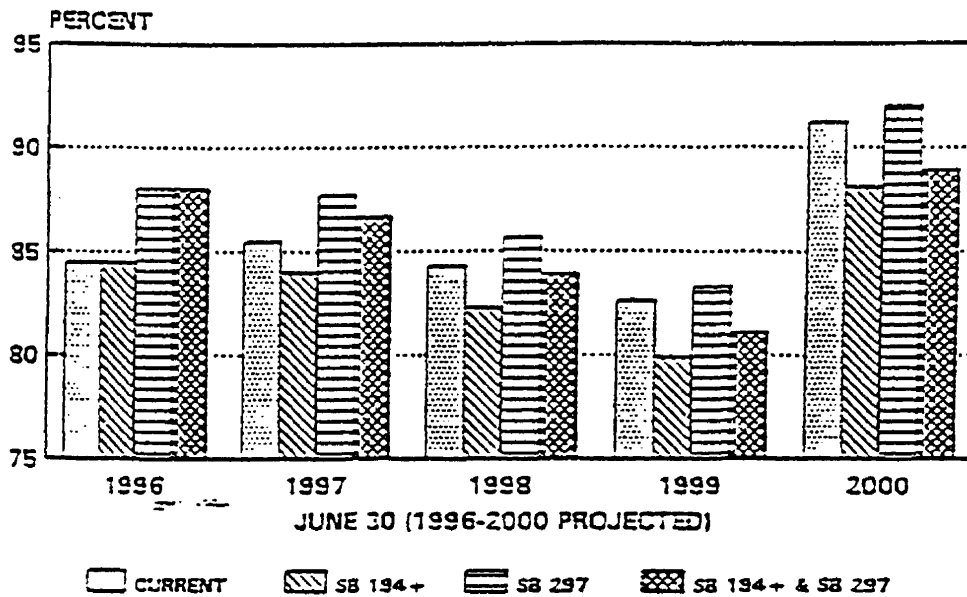


BASED ON 1995 DATA

SUMMARY OF IMPACT

- Increasing the maximum weekly benefit amount to \$224, or 45 percent of the average weekly wage, would cost \$11 million per year because approximately 27,000 claimants (30 percent) would receive increased benefits.
- This would affect the solvency levels in 1997, 1999, and 2000.
- Therefore, employers with a tax rate above the minimum (about 50 percent, or 75 percent of employment) are likely to pay higher taxes of about \$3 per employee in 1998. Also, they could pay higher taxes of approximately \$3.40 per employee in 2000 and an additional \$3.40 in 2001.
- The pool surtax, expected to decline to zero in 1997, would be levied again in 2003. This 0.05 percent increase, about \$4 per employee, would affect all employers.

TRUST FUND SOLVENCY CURRENT VS. SB 194+ & SB 297



BASED ON 1995 DATA

SUMMARY OF IMPACT

SB 194 +

This would increase the maximum weekly benefit amount to \$224. As a result, employers with a tax rate above the minimum could:

- pay higher taxes of about \$3 per employee in 1998,
- pay higher taxes of approximately \$3.40 per employee in 2000, and an additional \$3.40 in 2001.
- All employers could pay a pool tax of \$4 per employee in 2003.

SB 297

The proposed change to the solvency computation could:

- cut the experience-based tax for employers above the minimum by \$3 per employee in 1997 and an additional \$3 per employee in 1999.
- All employers could pay a pool tax of \$4 per employee in 2002.

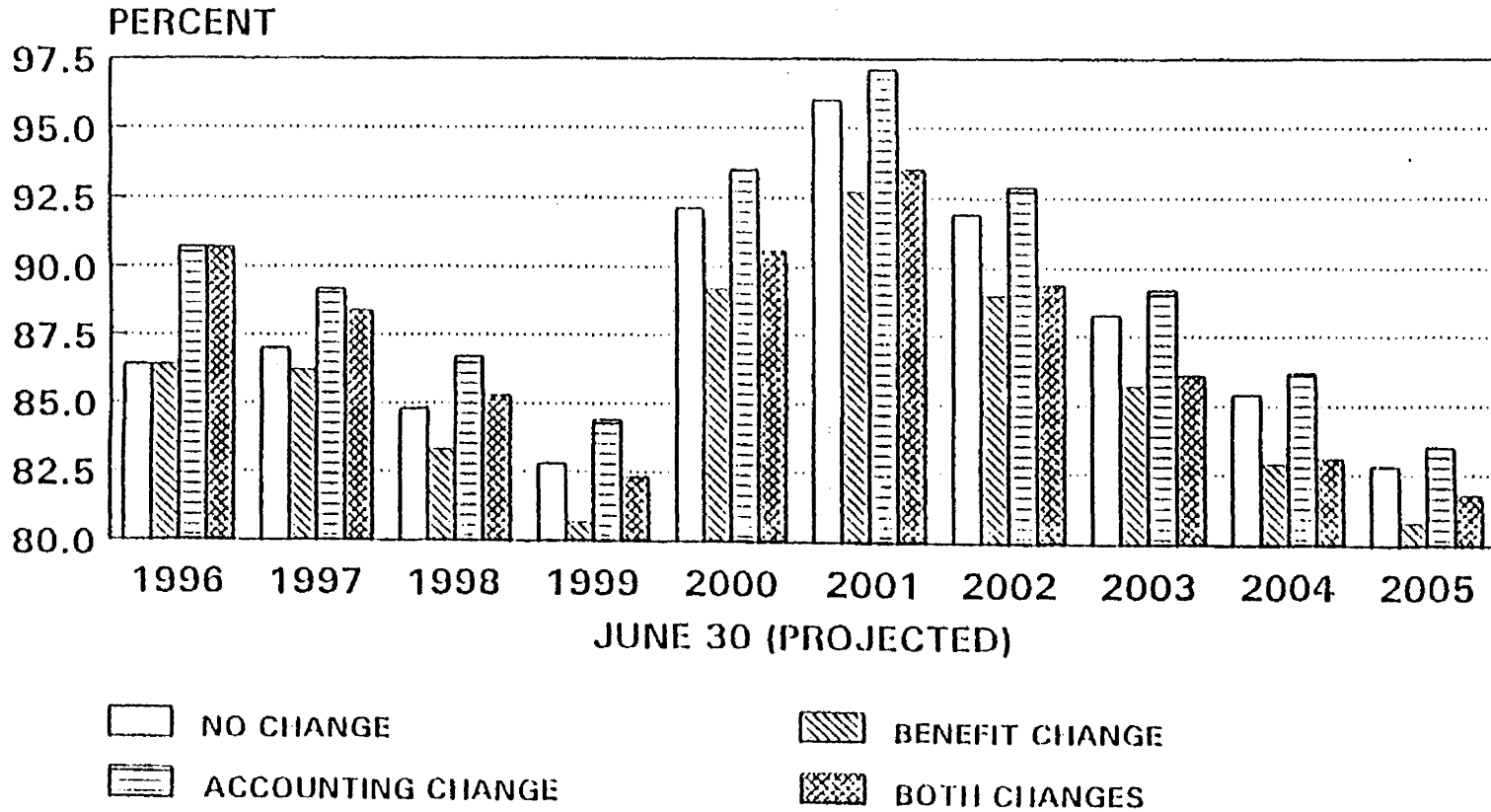
SB 194 + Combined with SB 297

Employers could expect the following if both SB 194 and SB 297 pass:

- Experience-based taxes could decrease about \$3 per employee in 1997.
- Experience-based taxes could increase about \$3 per employee in 2001.
- A pool tax of about \$4 per employee could be levied in 2002.

+ Indicates engrossed version

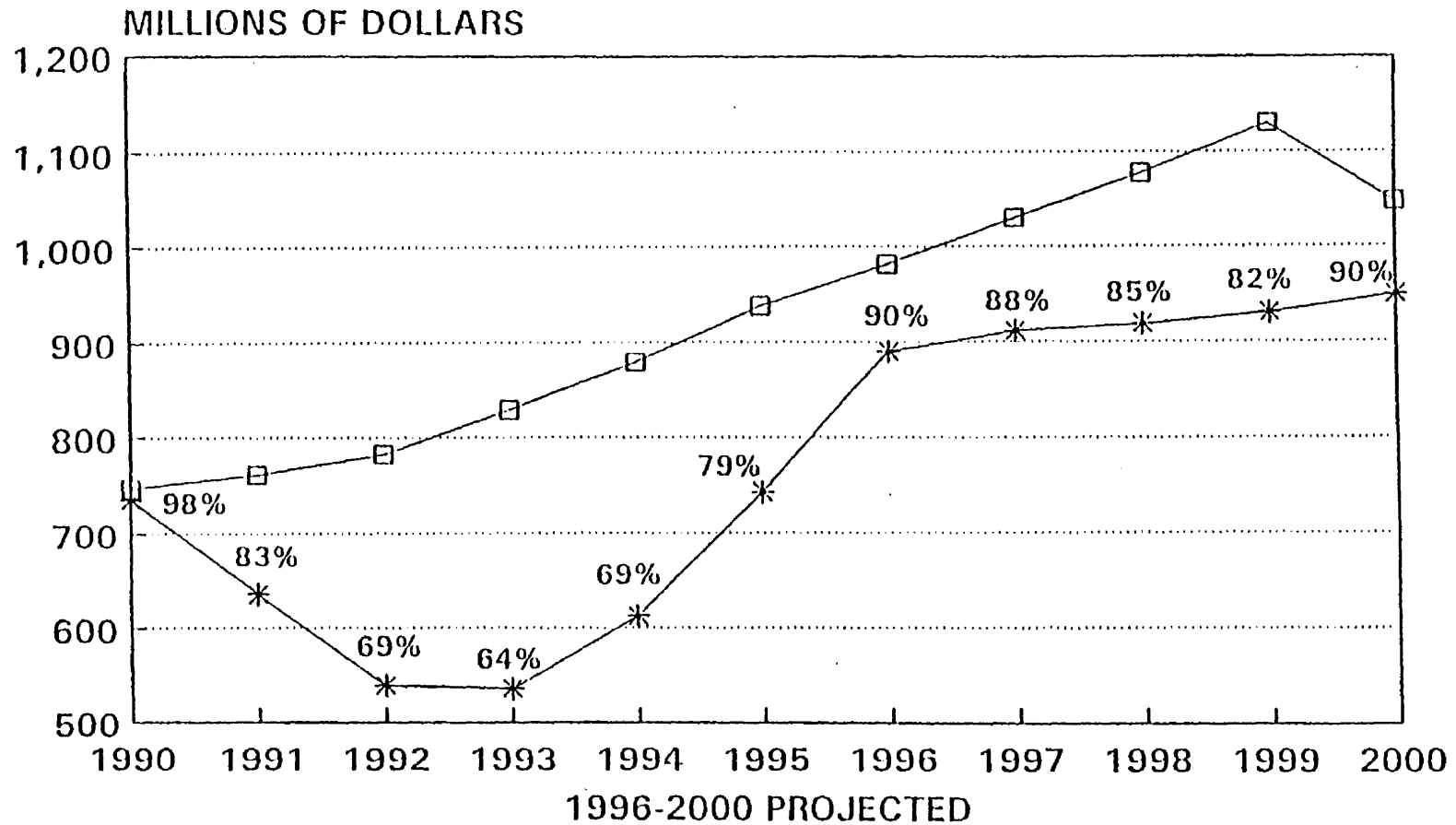
TRUST FUND SOLVENCY CHANGES VS. NO CHANGE



NOTE: TAX RATES CHANGE WITH EVERY FIVE PERCENT CHANGE IN SOLVENCY

October 1996

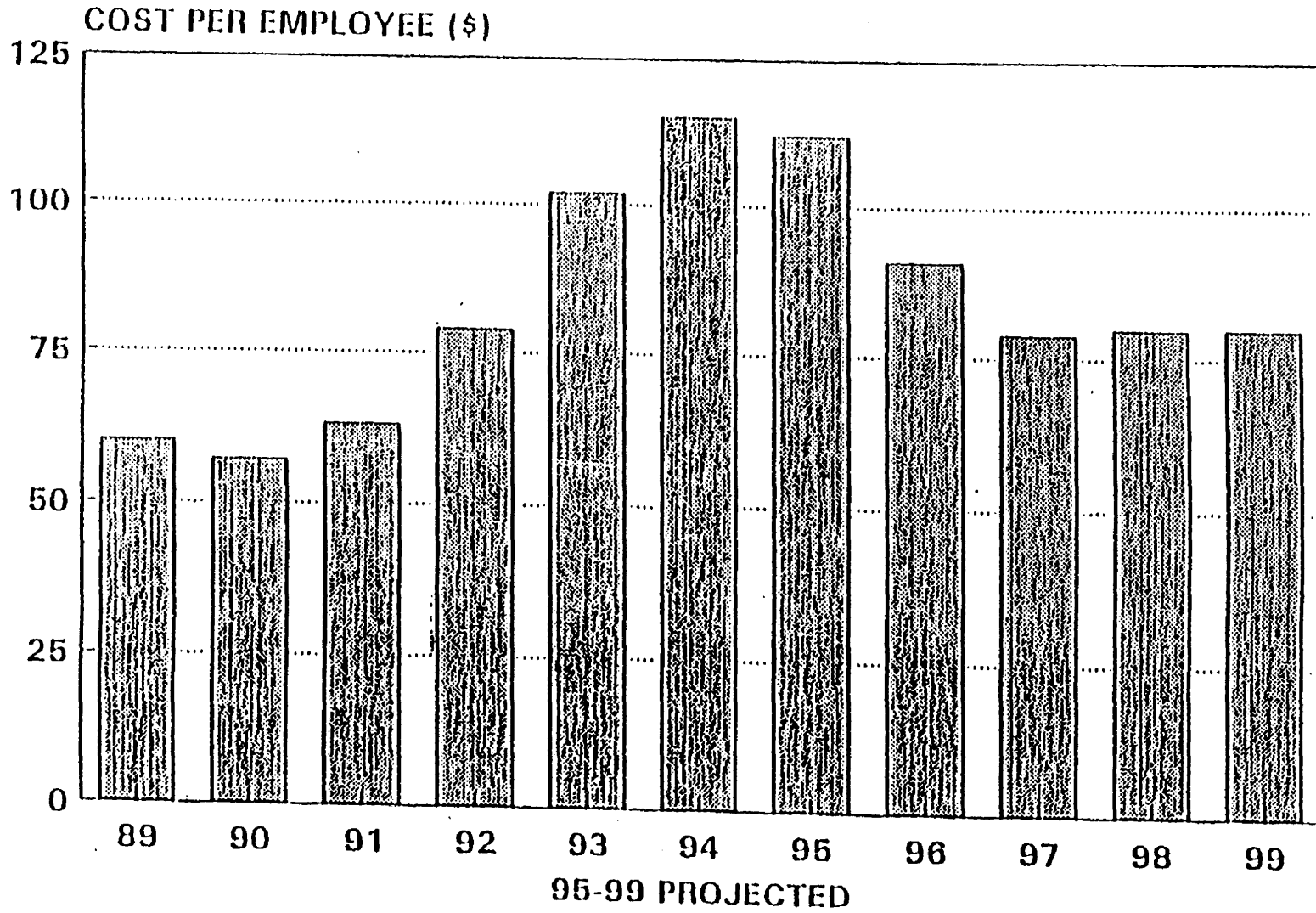
TRUST FUND BALANCES



—*— JUNE 30 —□— REQD. FOR SOLVENCY

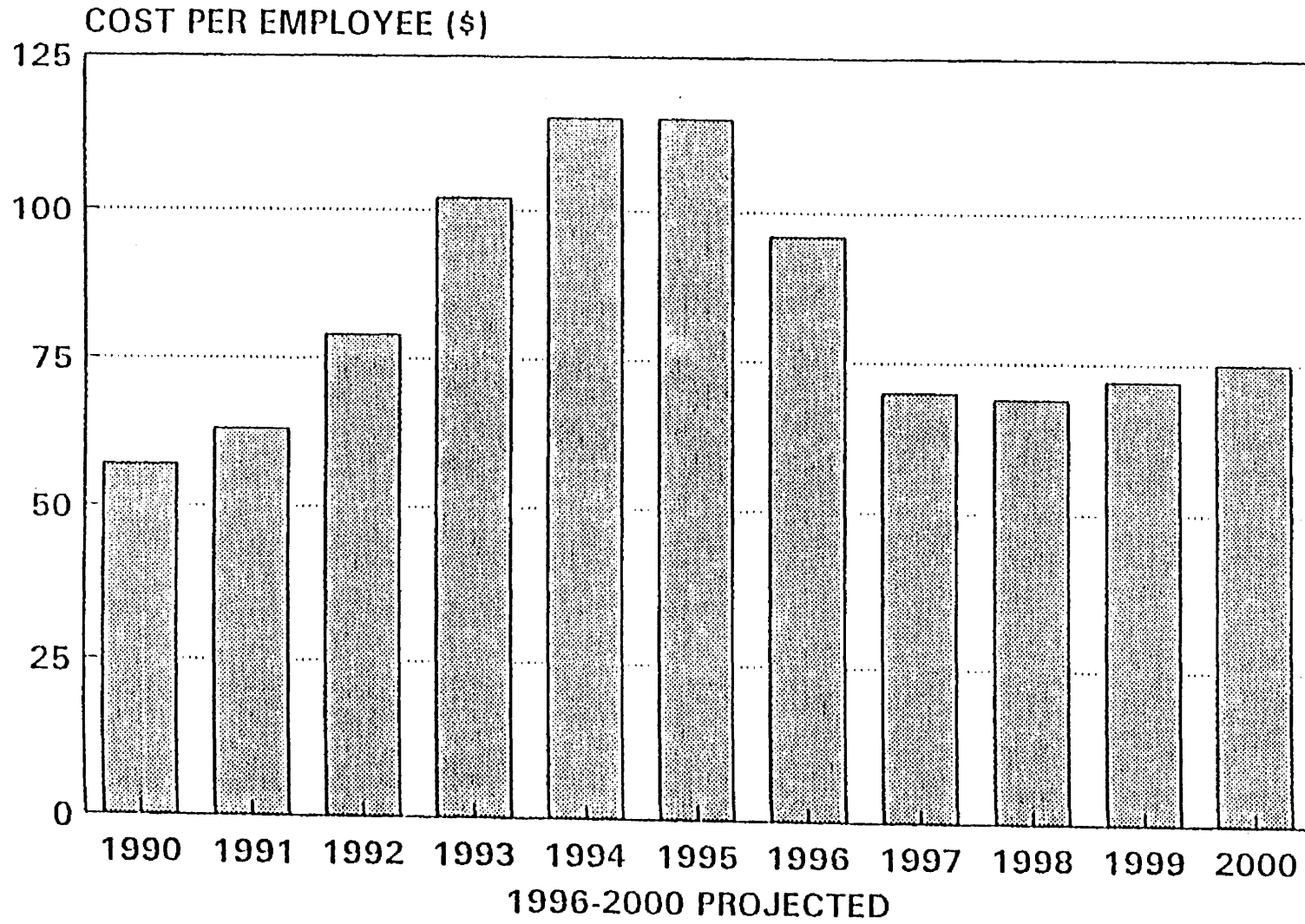
October 1996

AVERAGE TAX



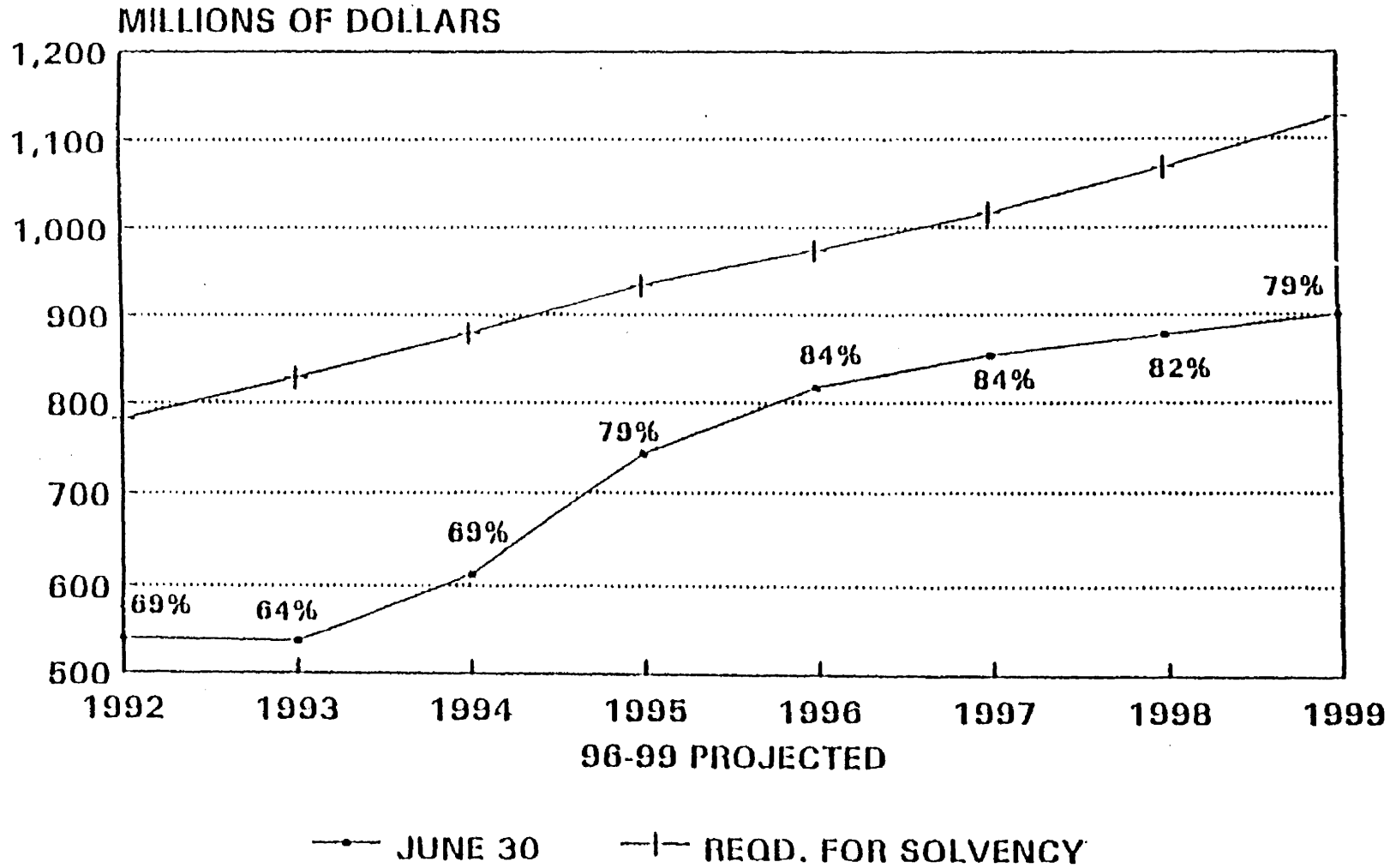
December, 1995

AVERAGE TAX



October 1996

TRUST FUND BALANCES



December, 1995

APPENDIX D
HB NO. 1555 (1996)

VIRGINIA ACTS OF ASSEMBLY -- 1996 SESSION

CHAPTER 745

An Act to amend and reenact § 60.2-214 of the Code of Virginia, relating to unemployment compensation; agricultural employment.

[H 1555]

Approved April 6, 1996

Be it enacted by the General Assembly of Virginia:

1. That § 60.2-214 of the Code of Virginia is amended and reenacted as follows:

§ 60.2-214. Agricultural employment.

A. "Employment" includes service performed by an individual in agricultural labor as defined in § 60.2-201 when:

1. Such service is performed for a person who:

a. During any calendar quarter in either the current or the preceding calendar year paid wages of \$20,000 or more to individuals employed in agricultural labor, including labor performed by an alien referred to in subdivision 2 of this subsection, or

b. For some portion of a day in each of twenty different calendar weeks, whether or not such weeks were consecutive, in either the current or the preceding calendar year, employed in agricultural labor, including labor performed by an alien referred to in subdivision 2 of this subsection, ten or more individuals, regardless of whether they were employed at the same moment of time.

2. Such service is not performed in agricultural labor if performed before January 1, 1995, by an individual who is an alien admitted to the United States to perform service in agricultural labor pursuant to 8 U.S.C. § 214 (c) and 8 U.S.C. § 101 (a) (15) (H) of the Immigration and Nationality Act. Services performed and wages received by such alien workers after January 1, 1980, shall be counted in determining whether an employer is subject to the Virginia unemployment tax for his other farmworkers.

B. For the purposes of this section any individual who is a member of a crew furnished by a crew leader to perform service in agricultural labor for any other person shall be treated as an employee of such crew leader if:

1. Such crew leader holds a valid certificate of registration under the Migrant and Seasonal Agricultural Workers Protection Act of 1983 (29 U.S.C. § 1801 et seq.) or substantially all the members of such crew operate or maintain tractors, mechanized harvesting or crop dusting equipment, or any other mechanized equipment, which is provided by such crew leader, and

2. Such individual is not an employee of such other person within the meaning of subdivision 1 of subsection A of § 60.2-212.

C. For the purposes of this section, in the case of any individual who is furnished by a crew leader to perform service in agricultural labor for any other person and who is not treated as an employee of such crew leader under subsection B of this section then:

1. Such other person and not the crew leader shall be treated as the employer of such individual, and

2. Such other person shall be treated as having paid wages to such individual in an amount equal to the amount of wages paid to such individual by the crew leader, either on his own behalf or on behalf of such other person, for the service in agricultural labor performed for such other person.

D. For the purposes of this section, the term "crew leader" means an individual who:

1. Furnishes individuals to perform service in agricultural labor for any other person,

2. Pays, either on his own behalf or on behalf of such other person, the individuals so furnished by him for the service in agricultural labor performed by them, and

3. Has not entered into a written agreement with such other person under which such individual is designated as an employee of such other person.

2. That the provisions of this act shall become effective (i) on the effective date of amendments or changes to § 3306 (c) (1) B of the Federal Unemployment Taxation Act made by the Congress of the United States, or (ii) on the date such provision is finally adjudged invalid or unconstitutional by the Supreme Court of the United States rendering, in either event, the

provisions of subdivision A 2 of § 60.2-214 stricken by this act invalid or without further effect.

1. On such event, the Governor shall, within sixty days of the effective date of such amendment or change to § 3306 (c) (1) B of the Federal Unemployment Taxation Act, or from the date that such provision is finally adjudged invalid or unconstitutional, by proclamation so state.

3. That any employer taxes paid pursuant to the provisions of subdivision A 2 of § 60.2-214 after § 3306 (c) (1) B of the Federal Unemployment Taxation Act is amended or otherwise changed by the Congress of the United States, or is finally adjudged invalid or unconstitutional by the Supreme Court of the United States shall be refunded pursuant to § 60.2-524. Such refunds shall be retroactive to the effective date of such amendment, change or adjudication, which date shall be set forth in the Governor's proclamation as provided in the second enactment herein.

APPENDIX E
SB NO. 960 (1997)

VIRGINIA ACTS OF ASSEMBLY -- 1997 SESSION

CHAPTER 298

An Act to amend and reenact the third enactment of Chapter 323 of the Acts of Assembly of 1995, relating to unemployment compensation; tax rates for new employers.



[S 960]

Approved March 12, 1997

Be it enacted by the General Assembly of Virginia:

- 1. That the third enactment of Chapter 323 of the Acts of Assembly of 1995 is amended and reenacted as follows:**
3. That the provisions of this act shall expire on January 1, ~~1998~~ 2000.

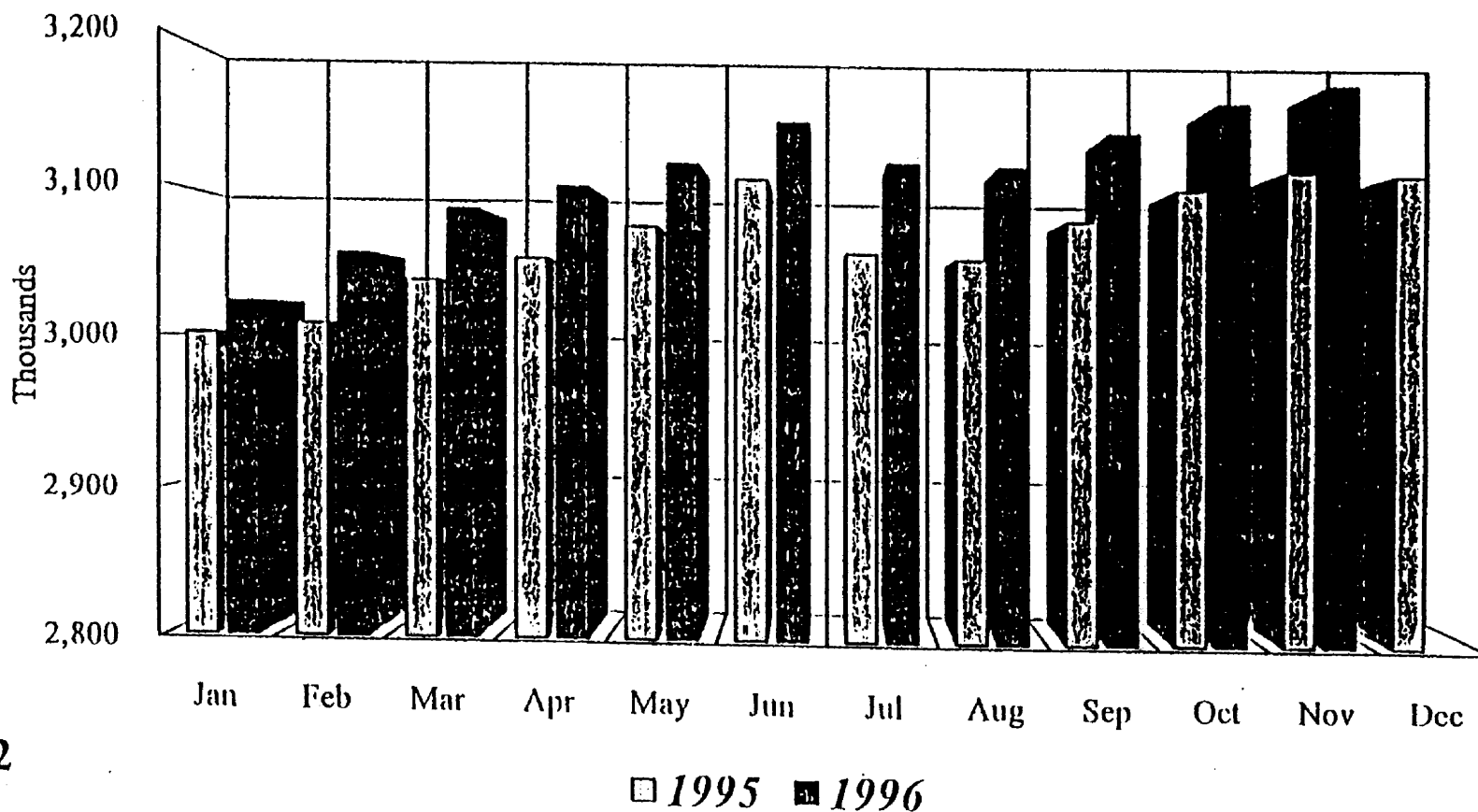
APPENDIX F
VEC BRIEFING PAPERS, PRESENTED TO SUBCOMMITTEE DURING
1997 SESSION OF THE GENERAL ASSEMBLY



Unemployment Insurance Trust Fund

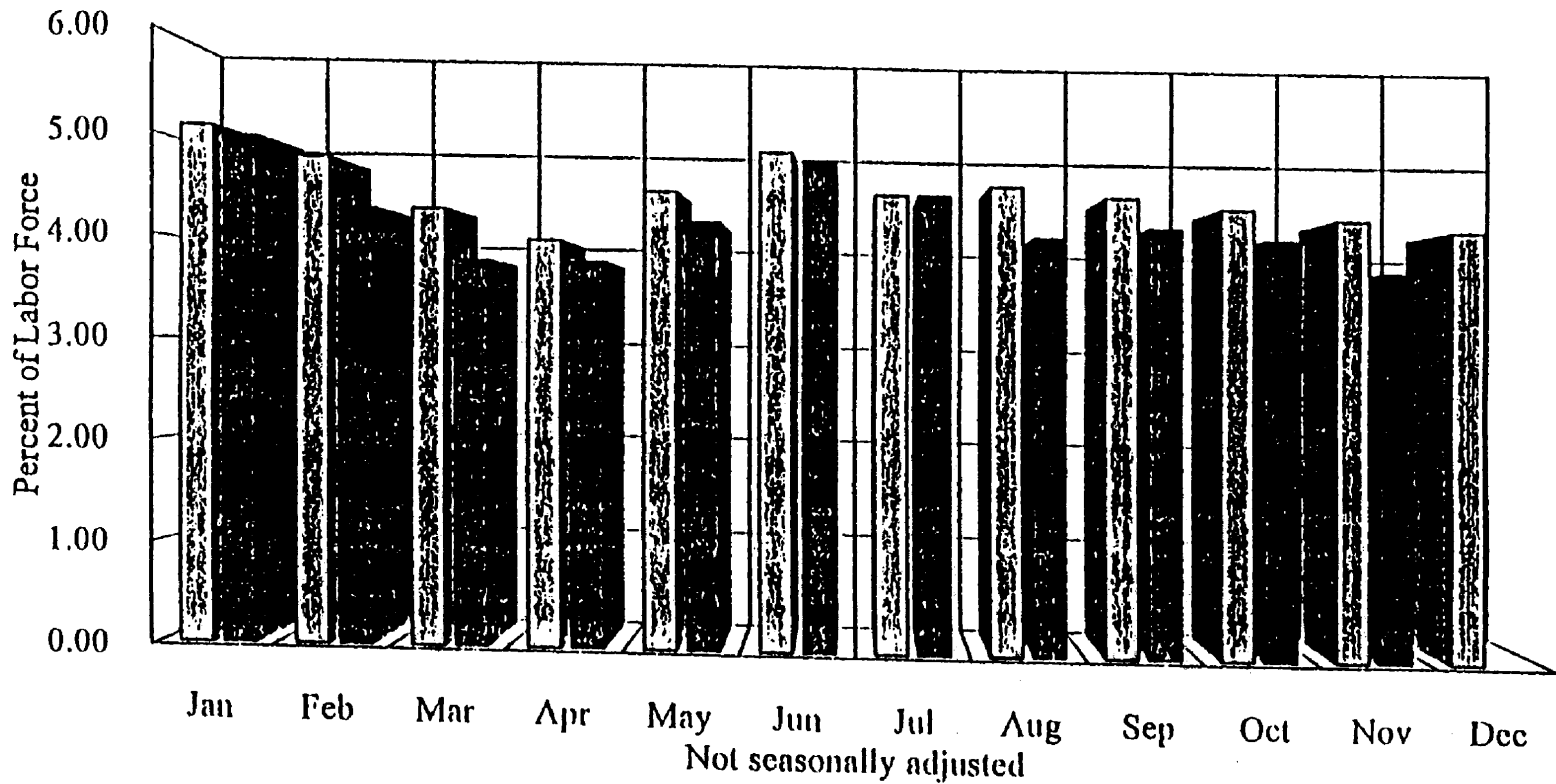
Nonagricultural Employment

1995 vs. 1996



Virginia's Unemployment Rate

1995 vs. 1996



□ 1995 ■ 1996

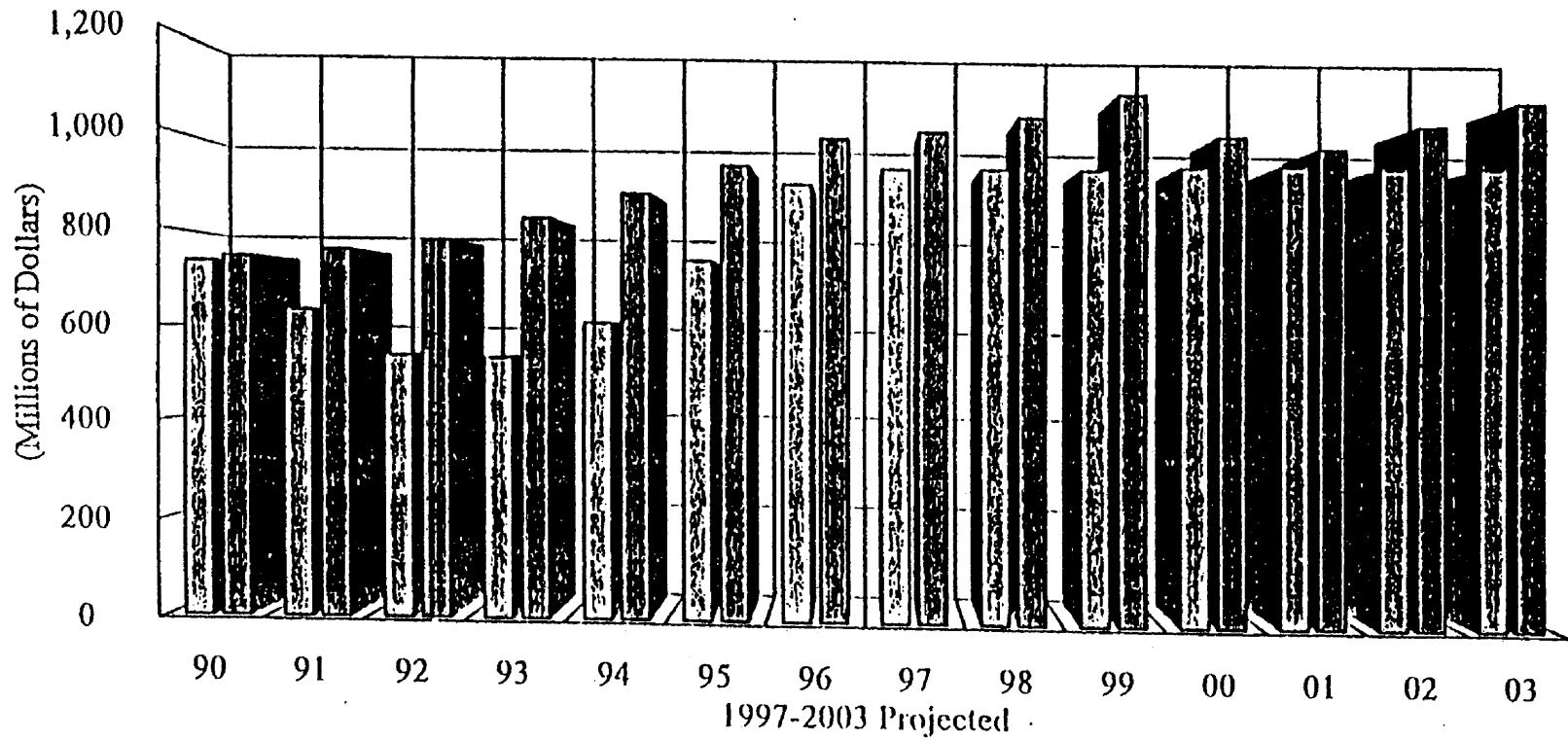
U.I. Benefits

- Benefits paid to workers unemployed through no fault of their own
- Benefit levels set by General Assembly
 - minimum weekly benefit \$65
 - maximum weekly benefit \$224
- Benefits determined by earnings in first 4 of last 5 completed calendar quarters (called the "base period")
- Otherwise eligible claimants not paid for first week of unemployment (called the "waiting week")

U.I. Taxes

- Taxes are paid by employers on first \$8,000 of each employee's wages
- Tax rates are set by General Assembly
 - minimum tax 0.1% or \$8 per employee
 - maximum tax 6.2% or \$496 per employee
- Individual employer's tax rate determined by
 - Trust Fund solvency level
 - employer's experience over last 4 years
- 2 surtaxes can also be levied
 - pool tax used to recover benefits that can't be charged to a specific employer
 - fund building tax used to push solvency over 50%

Trust Fund Balances



June 30
 Reqd. for Solvency

Trust Fund Data

(Millions of Dollars)

	1996 (Projected)	1997 (Projected)
January 1 Balance	\$769.0 (Actual)	\$877.9
Tax Revenue	\$254.7	\$192.1
Interest Revenue	\$56.7	\$52.9
Benefits	\$202.5	\$219.7
December 31 Balance	\$877.9	\$903.2
Solvency Level (6/30)	90.5% (Actual)	92.4%

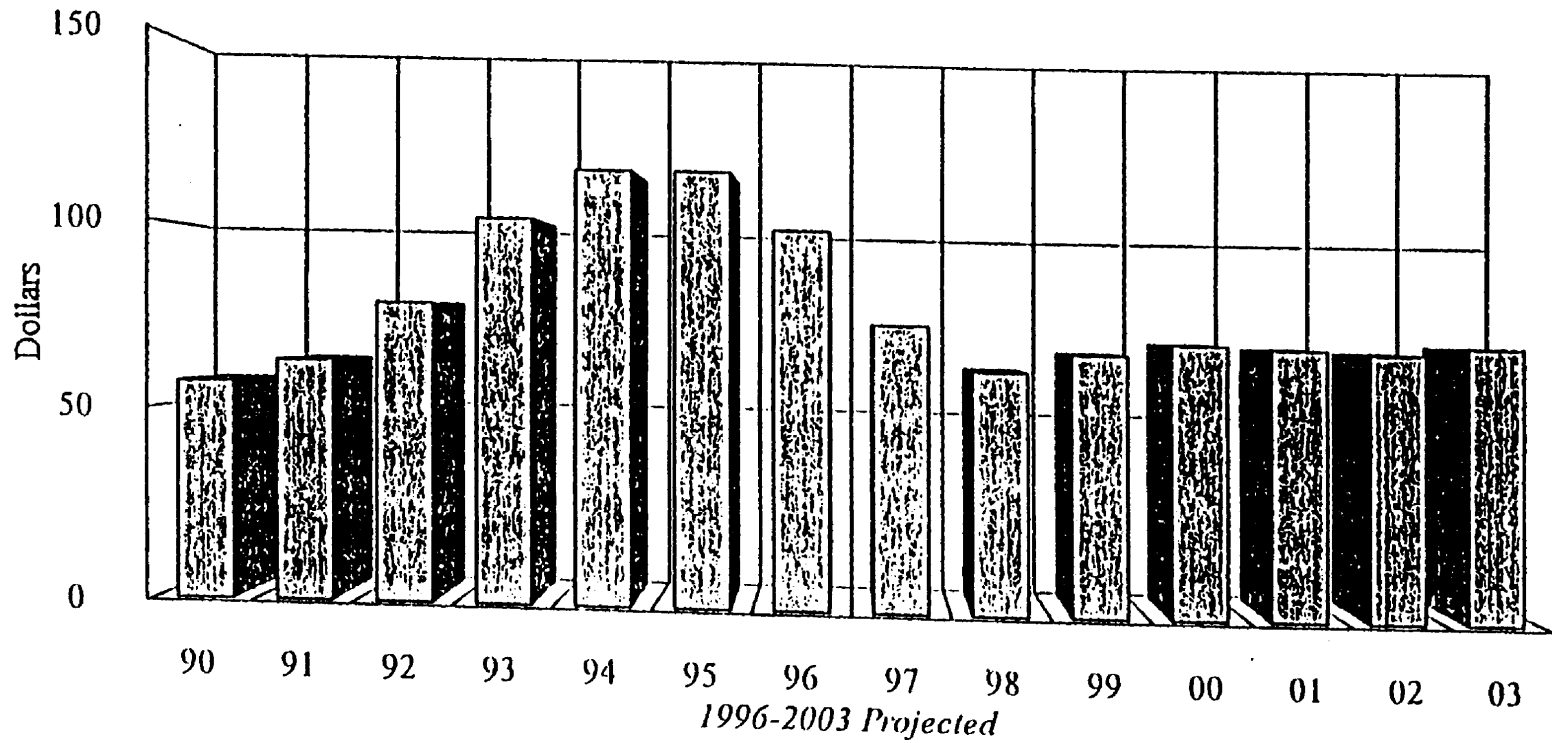
Trust Fund Solvency

Adequate Fund Balance

Solvency = 1.5 X Average Cost Rate X Wages.

- 1.5 represents 18 months of benefits with no revenue
- **Average Cost Rate** is the average of the three highest ratios of benefits to total wages in the past 25 years
- **Wages** are total wages paid by taxable employers for the year ending June 30
- **Solvency Level** = June 30 balance divided by adequate fund balance.

Average Tax






Trust Fund Overview


**Dr. Thomas J. Towberman, Commissioner
Virginia Employment Commission**

January 14, 1997



Review

- Employment at all-time high - 3.2 million
- Low unemployment rate - 3.8%
- Trust Fund Balance of \$900 million





2


1996 Benefit Increase

- In 1996, the General Assembly raised the maximum weekly benefit amount (WBA) from \$208 to \$224
- Current replacement rate is approximately 43%
- The impact of this increase for the period of 7-7-96 through 12-31-96 was an additional cost to the Trust Fund at \$1.9 million
- The 1997 impact is projected to be \$11 million



What Other States Have Done

- NORTH CAROLINA Cut tax rates for last four years. Taxes reduced by \$170 million from 1993 to 1996.
- KANSAS Cut taxes by \$150 million.
- ALABAMA Reduced target years of benefits in reserve from 1.5 to 1.4.
- GEORGIA Reduced surtax from 60% in 1995 to 25% in 1997.





Similar States

(Benefit Ratio)

State	Years History	Years Reserve
Virginia	25	1.5
Washington	25	1.0
Utah	25	1.0
Mississippi	23	1.0
Oregon	15	1.0
Alabama	10	1.4
Iowa	10	1.0
Vermont	10	1.5
Connecticut	*	1.0
Maryland	*	1.0
Texas	*	1.0
Wyoming	*	1.0
ACUC	20	1.0

*Number of years is not specified.






11

Benefit Cost of Hypothetical Recession in 1998

<u>Recession Like:</u>	<u>Benefits (Millions)</u>
1991	\$417
1982	\$675
1980-81	\$565
1975	\$825

Based on 1998 Dollars





12

1996 Top Economic Development States

Site Selection Magazine

1. North Carolina
2. Ohio
3. Texas
4. South Carolina
5. Kentucky
6. Tennessee
7. Virginia
8. Georgia
9. Arizona
10. Indiana
11. Alabama
12. Florida

Financial World

1. Utah
2. Indiana
3. New Mexico
4. North Carolina
5. Tennessee
6. Idaho
7. South Carolina
8. Wyoming
9. Texas
10. Kentucky
11. Colorado
12. Virginia
13. Florida

Plant Sites/Projects

1. North Carolina
2. California
3. Georgia
4. South Carolina
5. Tennessee
6. Virginia
7. Florida
8. Nevada
9. Arizona
10. Kentucky





13

Governor George Allen's Proposal

"..... achieve a more accurate method of calculating proper funding for this Trust Fund."

"..... strengthen our competitiveness."

"..... while continuing to provide full protection to Virginia's workers at the new benefit levels we approved last year."

*--State of the Commonwealth Address,
January 8, 1997*

- Proposed Formula
 - Average of 3 highest ratios of benefit payments to wages in the past 20 years
 - 1.33 years (16 months) of benefit reserves



Tax Revenue

(Millions of Dollars)

	Current	ACUC	Proposed
1997	192.1	185.2	185.2
1998	167.5	116.1	116.1
1999	182.4	125.3	125.3
2000	195.6	134.3	154.7
2001	199.7	141.1	164.7
2002	200.2	168.8	212.0
2003	213.0	173.1	193.0

Note: Figures reflect new tax rates on wages paid after June 30, 1997.

Average Tax Per Employee

(Dollars)

	Current	ACUC	Proposed
1997	75	72	72
1998	63	44	44
1999	68	46	46
2000	71	48	56
2001	70	50	58
2002	69	58	73
2003	71	58	65

Note: Figures reflect new tax rates on wages paid after June 30, 1997.

Trust Fund Balances - June 30

(Millions of Dollars)

	Current	ACUC	Proposed
1997	933.8	933.8	933.8
1998	935.3	885.7	885.7
1999	935.2	826.0	826.0
2000	941.7	764.4	781.2
2001	945.3	697.5	739.3
2002	942.3	643.1	728.1
2003	942.3	587.3	702.6

Note: Figures reflect new tax rates on wages paid after June 30, 1997.



APPENDIX G
SB NO. 1018 (1997)

1997 SESSION

970610805

SENATE BILL NO. 1018

Offered January 20, 1997

A BILL to amend and reenact § 60.2-533 of the Code of Virginia, relating to unemployment compensation; fund balance factor.

Parrons—Reasor, Benedetti, Chichester, Colgan, Holland and Stosch

Referred to the Committee on Commerce and Labor

Be it enacted by the General Assembly of Virginia:

1. That § 60.2-533 of the Code of Virginia is amended and reenacted as follows:

§ 60.2-533. Fund balance factor.

A. As of July 1 of each calendar year, a fund balance factor, rounded to the nearest one-tenth of a percent, shall be determined as follows:

The net assets which shall be compared with the "adequate balance" as determined in subsection B of this section, shall be comprised of the balance which shall stand to the credit of the account of the Commonwealth of Virginia in the Unemployment Trust Fund in the Treasury of the United States; amounts withdrawn therefrom but not expended; employer payments not yet transferred to such account; net employer taxes receivable; and amounts due from claimants and other states, minus payables due to claimants, employers, other funds of the Virginia Employment Commission, and other states. The resulting percent shall be termed the "fund balance factor," except that if the percent determined is less than fifty percent, the fund balance factor shall be fifty percent.

B. As of July 1 of each calendar year, the Commission shall determine the "adequate balance" for the trust fund as follows:

For the ~~twenty-five~~ twenty-year period ending July 1 of the year of determination, the highest ratios of benefits divided by total wages of three separate consecutive four-quarter periods shall be averaged and multiplied by ~~1.5~~ 1.33 to determine the fund adequacy multiplier. The fund adequacy multiplier shall be multiplied by the total wages for the year in question to determine the "adequate fund balance" for that year.

C. A fund building rate of two-tenths percent will be added to all experience rating rates established pursuant to § 60.2-531, to all assigned tax rates established pursuant to §§ 60.2-515, 60.2-526, 60.2-527 and 60.2-538 except that such rate shall not be applied if the fund balance factor determined pursuant to subsection B of this section exceeds fifty percent.

2. That notwithstanding the provisions of § 60.2-526, changes in employer tax rates resulting from fund adequacy multiplier and adequate fund balance recalculations made pursuant to this act shall become effective on July 1, 1997. The Commission shall immediately notify employers of their recomputed tax rates for wages paid during the final two quarters of 1997.

Official Use By Clerks

Passed By The Senate

- without amendment []
with amendment []
substitute []
substitute w/amdt []

Passed By

The House of Delegates

- without amendment []
with amendment []
substitute []
substitute w/amdt []

Date: _____

Date: _____

Clerk of the Senate

Clerk of the House of Delegates

970610805

SB1018

1/20/97 1/31

APPENDIX H
BRIEFING PAPERS PRESENTED TO SUBCOMMITTEE DURING 1997
SESSION BY THE VIRGINIA MANUFACTURERS ASSOCIATION

Measures of Trust Fund Adequacy

High Cost Multiple = Reserve Ratio ÷ High Cost Rate

$$\text{Or} = \frac{\text{Present Trust Fund Balance} \div \text{Annual Wages}}{\text{Benefits Paid} \div \text{Wages Paid (in highest 4 quarter period in 20 years)}}$$

HCM chooses the worst year in last 20 years, and a multiple of 1 is enough in the trust fund to pay one year of benefits at that "worst case" rate. Comparative data is attached.

$$\text{Virginia Solvency} = \frac{1.5 \times \text{Average of 3 highest cost rates in 25 years} \times \text{Annual Wages}}{\text{Present Trust Fund Balance}}$$

Virginia Solvency uses an average of the three worst years in 25 years, and the target is enough in the trust fund to pay benefits at that "average of bad years" rate for eighteen months - so a less severe but longer lasting recession than the HCM approach. Solvency is expressed as a percentage of this target reserve. Virginia's worst year was in 1975, and thus that year is not included in the HCM calculation. The other two years in the Virginia calculation were in the early Eighties, when the trust fund was exhausted. As a result of that, the present law, including the solvency formula, was enacted.

$$\text{Proposed Modification of Virginia Solvency} = \frac{1.33 \times \text{Average of 3 highest cost rates in 20 years} \times \text{Annual Wages}}{\text{Present Trust Fund Balance}}$$

This is a "tweaking" of the current statutory formula. It has the effect of reducing the target reserve because 1.33 equals 16, rather than 18, months of disbursements, and because reducing the lookback period to 20 years means dropping 1975, Virginia's worst year under the current formula.

$$\text{Reserves to Total Wages} = \frac{\text{Present Trust Fund Balance}}{\text{Annual Wages Paid}}$$

Reserves to Total Wages becomes useful only when considered in light of historical expenditures. In 1994, the reserves to total wages ratio for Virginia was 1.13. In 1975, expenditures (for benefits) reached 1.24% of total wages that year. Comparative data is attached.

The Bulletin '96 U.C.-2

5

STATES RANKED BY 1994 YEAR-END RESERVES
AS A PERCENT OF TOTAL WAGES

1994 Rank	1993 Rank		1994 %	1994 Rank	1993 Rank		1994 %
1	1	PUERTO RICO	7.54	28	29	TENNESSEE	1.62
2	2	VIRGIN ISLANDS	6.67	29	28	NORTH DAKOTA	1.55
3	4	VERMONT	4.51	30	30	KENTUCKY	1.55
4	6	WYOMING	4.15	31	33	NEBRASKA	1.51
5	3	OREGON	3.86	32	31	RHODE ISLAND	1.51
6	5	ALASKA	3.81	33	38	PENNSYLVANIA	1.48
7	7	WASHINGTON	3.45	34	32	WEST VIRGINIA	1.47
8	9	IOWA	3.23	35	34	FLORIDA	1.47
9	11	KANSAS	3.20	36	35	ARIZONA	1.33
10	10	DELAWARE	3.14	37	37	COLORADO	1.21
11	8	IDAHO	3.14	38	36	SOUTH DAKOTA	1.16
12	13	NEW MEXICO	3.13	39	40	OHIO	1.13
13	14	WISCONSIN	3.03	40	39	VIRGINIA	1.13
14	16	MISSISSIPPI	2.98	41	41	ARKANSAS	1.02
15	18	LOUISIANA	2.92	42	43	ILLINOIS	0.99
16	15	UTAH	2.86	43	46	MARYLAND	0.96
17	17	NORTH CAROLINA	2.49	44	47	MICHIGAN	0.90
18	12	HAWAII	2.26	45	44	MAINE	0.87
19	20	OKLAHOMA	2.21	46	45	MINNESOTA	0.80
20	19	NEW JERSEY	2.12	47	42	CALIFORNIA	0.72
21	21	INDIANA	2.11	48	50	DIST. OF COL	0.35
22	26	NEW HAMPSHIRE	2.06	49	48	TEXAS	0.30
23	23	MONTANA	1.95	50	53	MISSOURI	0.26
24	24	GEORGIA	1.95	51	52	MASSACHUSETTS	0.26
25	25	SOUTH CAROLINA	1.79	52	49	NEW YORK	0.10
26	22	ALABAMA	1.77	53	51	CONNECTICUT	0.01
27	27	NEVADA	1.70				
						U.S. AVERAGE	1.32

Reserve Fund Adequacy

The most widely used method of measuring reserve fund levels is to present each state's reserve ratio as a multiple of the highest cost rate during any recent consecutive twelve month period. A multiple of 1.5 is generally regarded as representing the minimum adequate reserve and simply means that the state's reserve balance should enable payment of U.C. benefits to unemployed workers for about 18 months during a period when cost rates are as high as in any prior year.

The Bulletin '96 U.C.-2

6

However, it is generally agreed that no single measure of reserve fund adequacy meets the needs of every state. Different economic characteristics, and changes in those characteristics over a period of time, make each state's problems unique. Furthermore, there are wide differences in the experience rating provisions among the states, with provisions and fund "triggers" in some states geared to react more quickly to a drain in trust funds than in other states.

The following table ranks the states according to their "high cost multiples" as of December 31, 1994. Only six jurisdictions had reserve multiples of 1.5 or more (the level generally considered adequate). Twenty-one jurisdictions had reserve multiples of nearly 1.0 or greater. The chart on the following page gives another perspective to high cost multiples.

STATES RANKED BY 1994 HIGH COST MULTIPLE					
Rank		%			
1	VIRGIN ISLANDS	2.93	28	FLORIDA	0.79
2	NEW MEXICO	1.91	29	TENNESSEE	0.74
3	PUERTO RICO	1.71	30	NORTH DAKOTA	0.66
4	KANSAS	1.62	31	MONTANA	0.64
5	OKLAHOMA	1.61	32	NEW JERSEY	0.64
6	MISSISSIPPI	1.51	33	SOUTH CAROLIN	0.62
7	UTAH	1.42	34	NEVADA	0.62
8	VERMONT	1.42	35	KENTUCKY	0.56
9	WYOMING	1.37	36	ARIZONA	0.54
10	IOWA	1.23	37	PENNSYLVANIA	0.44
11	DELAWARE	1.22	38	MARYLAND	0.44
12	OREGON	1.20	39	MINNESOTA	0.41
13	INDIANA	1.18	40	ARKANSAS	0.38
14	SOUTH DAKOTA	1.09	41	ILLINOIS	0.37
15	HAWAII	1.07	42	OHIO	0.37
16	NORTH CAROLIN	1.01	43	WEST VIRGINIA	0.37
17	IDAHO	0.99	44	RHODE ISLAND	0.35
18	WISCONSIN	0.97	45	CALIFORNIA	0.32
19	NEBRASKA	0.97	46	MAINE	0.31
20	COLORADO	0.96	47	TEXAS	0.26
21	LOUISIANA	0.95	48	MICHIGAN	0.24
22	GEORGIA	0.92	49	DIST. OF COL	0.19
23	WASHINGTON	0.90	50	MISSOURI	0.13
24	ALASKA	0.88	51	MASSACHUSETT	0.08
25	VIRGINIA	0.86	52	NEW YORK	0.04
26	NEW HAMPSHIRE	0.82	53	CONNECTICUT	0.00
27	ALABAMA	0.82			
				U.S. AVERAGE	0.59

$$\begin{array}{l} \text{Reserves to Benefits Paid} \\ \text{"Years of Benefits"} \end{array} = \frac{\text{Present Trust Fund Balance}}{\text{Benefits Paid Last Year}}$$

"Years of Benefits" assumes disbursements will continue indefinitely as they were last year, but in a recession, total expenditures on benefits escalate rapidly. For example, in 1989, Virginia paid out about \$134 Million; in 1991, about \$320 Million. And like most measures, changes in benefit levels, like those adopted effective July, 1996, are not reflected.

Robert P. Kyle
Virginia Manufacturers Association
January 1997

APPENDIX I
SB NO. 983 (1997)

1997 SESSION

970595661

SENATE BILL NO. 983

Offered January 17, 1997

A *BILL to amend and reenact § 60.2-602 of the Code of Virginia, relating to unemployment compensation; weekly benefit amount.*

Patron—Gartlan

Referred to the Committee on Commerce and Labor

Be it enacted by the General Assembly of Virginia:

1. That § 60.2-602 of the Code of Virginia is amended and reenacted as follows:

§ 60.2-602. Weekly benefit amount.

~~For~~ A. *Except as provided in subsection B, for claims filed on or after July 7, 1996 January 4, 1998, an eligible individual's weekly "benefit amount" shall be the amount appearing in Column B in the "Benefit Table" in this section on the line on which in Column A of such table, there appears the total wages for insured work paid to such individual in the two quarters of his base period in which such total wages were highest.*

B. *On and after January 4, 1998, the maximum weekly benefit amount shall be an amount equal to forty-five percent of the average weekly wage of the Commonwealth, rounded up to the nearest dollar. Corresponding changes shall be made in the Benefit Table to reflect any adjustment to the maximum amount. As used in this subsection, "average weekly wage of the Commonwealth" means such wage calculated for the most recent twelve-month period ending on March 31 of the year immediately preceding the calendar year for which a benefit amount is being determined.*

C. *For claims filed prior to July 7, 1996 January 4, 1998, an eligible individual's weekly "benefit amount" shall be computed under the provisions of this section in force on the date such claim was filed.*

BENEFIT TABLES OMITTED

APPENDIX J
SB NO. 1088 (1997)

1997 SESSION

973644717

SENATE BILL NO. 1088

Offered January 20, 1997

A BILL to amend and reenact § 60.2-204 of the Code of Virginia, relating to unemployment insurance; base period.

Patrons—Miller, Y.B., Gartlan, Lambert and Maxwell; Delegate: Robinson

Referred to the Committee on Commerce and Labor

Be it enacted by the General Assembly of Virginia:

I. That § 60.2-204 of the Code of Virginia is amended and reenacted as follows:

§ 60.2-204. Base period.

“Base period” means the first four of the last five completed calendar quarters immediately preceding the first day of the individual’s benefit year. With respect to a benefit year commencing on or after July 1, 1997, if an individual does not have sufficient qualifying weeks or wages in his base period to qualify for benefits, the individual shall have the option of designating that his base period shall be the “alternative base period,” which means the last four completed calendar quarters immediately preceding the individual’s benefit year. However, if the individual does not have sufficient qualifying weeks or wages in the last four completed calendar quarters immediately preceding his benefit year to qualify for benefits, “alternative base period” means the last three completed calendar quarters immediately preceding his benefit year and, of the calendar quarter in which the benefit year commences, the portion of the quarter which occurs before the commencing of the benefit year.

Official Use By Clerks

Passed By The Senate

- without amendment []
with amendment []
substitute []
substitute w/amdt []

Passed By

The House of Delegates

- without amendment []
with amendment []
substitute []
substitute w/amdt []

Date: _____

Date: _____

Clerk of the Senate

Clerk of the House of Delegates

APPENDIX K
SB NO. 1089 (1997)

VIRGINIA ACTS OF ASSEMBLY -- 1997 SESSION

CHAPTER 530

An Act to amend and reenact §§ 60.2-533 and 60.2-602 of the Code of Virginia, relating to unemployment compensation.

[S 1089]

Approved March 19, 1997

Be it enacted by the General Assembly of Virginia:

1. That §§ 60.2-533 and 60.2-602 of the Code of Virginia are amended and reenacted as follows:

§ 60.2-533. Fund balance factor.

A. As of July 1 of each calendar year, a fund balance factor, rounded to the nearest one-tenth of a percent, shall be determined as follows:

The net assets which shall be compared with the "adequate balance" as determined in subsection B of this section, shall be comprised of the balance which shall stand to the credit of the account of the Commonwealth of Virginia in the Unemployment Trust Fund in the Treasury of the United States: amounts withdrawn therefrom but not expended; employer payments not yet transferred to such account; net employer taxes receivable; and amounts due from claimants and other states, minus payables due to claimants, employers, other funds of the Virginia Employment Commission, and other states. The resulting percent shall be termed the "fund balance factor," except that if the percent determined is less than fifty percent, the fund balance factor shall be fifty percent.

B. As of July 1 of each calendar year, the Commission shall determine the "adequate balance" for the trust fund as follows:

For the ~~twenty-five~~ *twenty*-year period ending July 1 of the year of determination, the highest ratios of benefits divided by total wages of three separate consecutive four-quarter periods shall be averaged and multiplied by ~~1.5~~ *1.38* to determine the fund adequacy multiplier. The fund adequacy multiplier shall be multiplied by the total wages for the year in question to determine the "adequate fund balance" for that year.

C. A fund building rate of two-tenths percent will be added to all experience rating rates established pursuant to § 60.2-531, to all assigned tax rates established pursuant to §§ 60.2-515, 60.2-526, 60.2-527 and 60.2-538 except that such rate shall not be applied if the fund balance factor determined pursuant to subsection B of this section exceeds fifty percent.

§ 60.2-602. Weekly benefit amount.

For claims filed on or after ~~July 7, 1996~~ *July 6, 1997*, an eligible individual's weekly "benefit amount" shall be the amount appearing in Column B in the "Benefit Table" in this section on the line on which in Column A of such table, there appears the total wages for insured work paid to such individual in the two quarters of his base period in which such total wages were highest.

For claims filed prior to ~~July 7, 1996~~ *July 6, 1997*, an eligible individual's weekly "benefit amount" shall be computed under the provisions of this section in force on the date such claim was filed.

BENEFIT TABLE DIVISION C DURATION OF BENEFITS

Col. A	Col. B																
HIGHEST TWO QUARTER EARNINGS	WEEKLY BENEFIT AMOUNT	12 WEEKS	13 WEEKS	14 WEEKS	15 WEEKS	16 WEEKS	17 WEEKS	18 WEEKS	19 WEEKS	20 WEEKS	21 WEEKS	22 WEEKS	23 WEEKS	24 WEEKS	25 WEEKS	26 WEEKS	
3000.00	60	3000.00	3214.01	3429.01	3643.01	3857.01	4071.01	4286.01	4500.01	4714.01	4929.01	5143.01	5357.01	5571.01	5786.01	6000.01	
3050.00		3214.00	3429.00	3643.00	3857.00	4071.00	4286.00	4500.00	4714.00	4929.00	5143.00	5357.00	5571.00	5786.00	6000.00	& OVER	
3050.01	61	3050.01	3268.01	3486.01	3704.01	3921.01	4139.01	4357.01	4575.01	4793.01	5011.01	5229.01	5448.01	5664.01	5882.01	6100.01	
3100.00		3268.00	3486.00	3704.00	3921.00	4139.00	4357.00	4575.00	4793.00	5011.00	5229.00	5446.00	5664.00	5882.00	6100.00	& OVER	
3100.01	62	3100.01	3321.01	3543.01	3764.01	3986.01	4207.01	4429.01	4650.01	4871.01	5093.01	5314.01	5536.01	5757.01	5979.01	6200.01	
3150.00		3321.00	3543.00	3764.00	3986.00	4207.00	4429.00	4650.00	4871.00	5093.00	5314.00	5536.00	5757.00	5979.00	6200.00	& OVER	
3150.01	63	3150.01	3375.01	3600.01	3825.01	4050.01	4275.01	4500.01	4725.01	4950.01	5175.01	5400.01	5625.01	5850.01	6075.01	6300.01	
3200.00		3375.00	3600.00	3825.00	4050.00	4275.00	4500.00	4725.00	4950.00	5175.00	5400.00	5625.00	5850.00	6075.00	6300.00	& OVER	
3200.01	64	3200.01	3429.01	3657.01	3886.01	4114.01	4343.01	4571.01	4800.01	5029.01	5257.01	5486.01	5714.01	5943.01	6171.01	6400.01	
3250.00		3429.00	3657.00	3886.00	4114.00	4343.00	4571.00	4800.00	5029.00	5257.00	5486.00	5714.00	5943.00	6171.00	6400.00	& OVER	
3250.01	65	3250.01	3482.01	3714.01	3946.01	4179.01	4411.01	4643.01	4875.01	5107.01	5339.01	5571.01	5804.01	6036.01	6268.01	6500.01	
3300.00		3482.00	3714.00	3946.00	4179.00	4411.00	4643.00	4875.00	5107.00	5339.00	5571.00	5804.00	6036.00	6268.00	6500.00	& OVER	
3300.01	66	3300.01	3536.01	3771.01	4007.01	4243.01	4479.01	4714.01	4950.01	5186.01	5421.01	5657.01	5893.01	6128.01	6364.01	6600.01	
3350.00		3536.00	3771.00	4007.00	4243.00	4479.00	4714.00	4950.00	5186.00	5421.00	5657.00	5893.00	6129.00	6364.00	6600.00	& OVER	
3350.01	67	3350.01	3589.01	3829.01	4068.01	4307.01	4546.01	4786.01	5025.01	5264.01	5504.01	5743.01	5982.01	6221.01	6461.01	6700.01	
3400.00		3589.00	3829.00	4068.00	4307.00	4546.00	4786.00	5025.00	5264.00	5504.00	5743.00	5982.00	6221.00	6461.00	6700.00	& OVER	
3400.01	68	3400.01	3643.01	3886.01	4129.01	4371.01	4614.01	4857.01	5100.01	5343.01	5586.01	5829.01	6071.01	6314.01	6557.01	6800.01	
3450.00		3643.00	3886.00	4129.00	4371.00	4614.00	4857.00	5100.00	5343.00	5586.00	5829.00	6071.00	6314.00	6557.00	6800.00	& OVER	
3450.01	69	3450.01	3698.01	3943.01	4189.01	4436.01	4682.01	4929.01	5175.01	5421.01	5668.01	5914.01	6161.01	6407.01	6654.01	6900.01	
3500.00		3698.00	3943.00	4189.00	4436.00	4682.00	4929.00	5175.00	5421.00	5668.00	5914.00	6161.00	6407.00	6654.00	6900.00	& OVER	
3500.01	70	3500.01	3750.01	4000.01	4250.01	4500.01	4750.01	5000.01	5250.01	5500.01	5750.01	6000.01	6250.01	6500.01	6750.01	7000.01	
3550.00		3750.00	4000.00	4250.00	4500.00	4750.00	5000.00	5250.00	5500.00	5750.00	6000.00	6250.00	6500.00	6750.00	7000.00	& OVER	
3550.01	71	3550.01	3804.01	4057.01	4311.01	4564.01	4818.01	5071.01	5325.01	5579.01	5832.01	6086.01	6339.01	6593.01	6846.01	7100.01	
3600.00		3804.00	4057.00	4311.00	4564.00	4818.00	5071.00	5325.00	5579.00	5832.00	6086.00	6339.00	6593.00	6846.00	7100.00	& OVER	
3600.01	72	3600.01	3857.01	4114.01	4371.01	4629.01	4886.01	5143.01	5400.01	5657.01	5914.01	6171.01	6429.01	6686.01	6943.01	7200.01	
3650.00		3857.00	4114.00	4371.00	4629.00	4886.00	5143.00	5400.00	5657.00	5914.00	6171.00	6429.00	6686.00	6943.00	7200.00	& OVER	
3650.01	73	3650.01	3911.01	4171.01	4432.01	4693.01	4954.01	5214.01	5475.01	5736.01	5996.01	6257.01	6518.01	6779.01	7039.01	7300.01	
3700.00		3911.00	4171.00	4432.00	4693.00	4954.00	5214.00	5475.00	5736.00	5996.00	6257.00	6518.00	6779.00	7039.00	7300.00	& OVER	
3700.01	74	3700.01	3964.01	4229.01	4493.01	4757.01	5021.01	5286.01	5550.01	5814.01	6079.01	6343.01	6607.01	6871.01	7136.01	7400.01	
3750.00		3964.00	4229.00	4493.00	4757.00	5021.00	5286.00	5550.00	5814.00	6079.00	6343.00	6607.00	6871.00	7136.00	7400.00	& OVER	
3750.01	75	3750.01	4018.01	4288.01	4554.01	4821.01	5089.01	5357.01	5625.01	5893.01	6161.01	6429.01	6698.01	6964.01	7232.01	7500.01	
3800.00		4018.00	4288.00	4554.00	4821.00	5089.00	5357.00	5625.00	5893.00	6161.00	6429.00	6698.00	6964.00	7232.00	7500.00	& OVER	
3800.01	76	3800.01	4071.01	4343.01	4614.01	4886.01	5157.01	5429.01	5700.01	5971.01	6243.01	6514.01	6786.01	7057.01	7329.01	7600.01	
3850.00		4071.00	4343.00	4614.00	4886.00	5157.00	5429.00	5700.00	5971.00	6243.00	6514.00	6786.00	7057.00	7329.00	7600.00	& OVER	

BENEFIT TABLE (Continued)

Col. A	Col. B															
HIGHEST TWO QUARTER EARNINGS	WEEKLY BENEFIT AMOUNT	12 WEEKS	13 WEEKS	14 WEEKS	15 WEEKS	16 WEEKS	17 WEEKS	18 WEEKS	19 WEEKS	20 WEEKS	21 WEEKS	22 WEEKS	23 WEEKS	24 WEEKS	25 WEEKS	26 WEEKS
3850.01	77	3850.01	4125.01	4400.01	4675.01	4950.01	5225.01	5500.01	5775.01	6050.01	6325.01	6600.01	6875.01	7150.01	7425.01	7700.01
3900.00		4125.00	4400.00	4675.00	4950.00	5225.00	5500.00	5775.00	6050.00	6325.00	6600.00	6875.00	7150.00	7425.00	7700.00	& OVER
3900.01	78	3900.01	4179.01	4457.01	4738.01	5014.01	5293.01	5571.01	5850.01	6129.01	6407.01	6688.01	6964.01	7243.01	7521.01	7800.01
3950.00		4179.00	4457.00	4738.00	5014.00	5293.00	5571.00	5850.00	6129.00	6407.00	6688.00	6964.00	7243.00	7521.00	7800.00	& OVER
3950.01	79	3950.01	4232.01	4514.01	4798.01	5079.01	5361.01	5643.01	5925.01	6207.01	6489.01	6771.01	7054.01	7338.01	7618.01	7900.01
4000.00		4232.00	4514.00	4798.00	5079.00	5361.00	5643.00	5925.00	6207.00	6489.00	6771.00	7054.00	7338.00	7618.00	7900.00	& OVER
4000.01	80	4000.01	4286.01	4571.01	4857.01	5143.01	5429.01	5714.01	6000.01	6286.01	6571.01	6857.01	7143.01	7429.01	7714.01	8000.01
4050.00		4286.00	4571.00	4857.00	5143.00	5429.00	5714.00	6000.00	6286.00	6571.00	6857.00	7143.00	7429.00	7714.00	8000.00	& OVER
4050.01	81	4050.01	4339.01	4629.01	4918.01	5207.01	5496.01	5786.01	6075.01	6364.01	6654.01	6943.01	7232.01	7521.01	7811.01	8100.01
4100.00		4339.00	4629.00	4918.00	5207.00	5496.00	5786.00	6075.00	6364.00	6654.00	6943.00	7232.00	7521.00	7811.00	8100.00	& OVER
4100.01	82	4100.01	4393.01	4688.01	4979.01	5271.01	5564.01	5857.01	6150.01	6443.01	6738.01	7029.01	7321.01	7614.01	7907.01	8200.01
4150.00		4393.00	4688.00	4979.00	5271.00	5564.00	5857.00	6150.00	6443.00	6738.00	7029.00	7321.00	7614.00	7907.00	8200.00	& OVER
4150.01	83	4150.01	4448.01	4743.01	5039.01	5338.01	5632.01	5929.01	6225.01	6521.01	6818.01	7114.01	7411.01	7707.01	8004.01	8300.01
4200.00		4448.00	4743.00	5039.00	5338.00	5632.00	5929.00	6225.00	6521.00	6818.00	7114.00	7411.00	7707.00	8004.00	8300.00	& OVER
4200.01	84	4200.01	4500.01	4800.01	5100.01	5400.01	5700.01	6000.01	6300.01	6600.01	6900.01	7200.01	7500.01	7800.01	8100.01	8400.01
4250.00		4500.00	4800.00	5100.00	5400.00	5700.00	6000.00	6300.00	6600.00	6900.00	7200.00	7500.00	7800.00	8100.00	8400.00	& OVER
4250.01	85	4250.01	4554.01	4857.01	5161.01	5464.01	5768.01	6071.01	6375.01	6679.01	6982.01	7286.01	7589.01	7893.01	8198.01	8500.01
4300.00		4554.00	4857.00	5161.00	5464.00	5768.00	6071.00	6375.00	6679.00	6982.00	7286.00	7589.00	7893.00	8198.00	8500.00	& OVER
4300.01	86	4300.01	4607.01	4914.01	5221.01	5529.01	5838.01	6143.01	6450.01	6757.01	7064.01	7371.01	7679.01	7986.01	8293.01	8600.01
4350.00		4607.00	4914.00	5221.00	5529.00	5838.00	6143.00	6450.00	6757.00	7064.00	7371.00	7679.00	7986.00	8293.00	8600.00	& OVER
4350.00	87	4350.01	4661.01	4971.01	5282.01	5593.01	5904.01	6214.01	6525.01	6836.01	7146.01	7457.01	7768.01	8079.01	8389.01	8700.01
4350.01																
4400.00		4661.00	4971.00	5282.00	5593.00	5904.00	6214.00	6525.00	6836.00	7146.00	7457.00	7768.00	8079.00	8389.00	8700.00	& OVER
4400.00	88	4400.01	4714.01	5029.01	5343.01	5657.01	5971.01	6288.01	6600.01	6914.01	7229.01	7543.01	7857.01	8171.01	8486.01	8800.01
4400.01																
4450.00		4714.00	5029.00	5343.00	5657.00	5971.00	6288.00	6600.00	6914.00	7229.00	7543.00	7857.00	8171.00	8486.00	8800.00	& OVER
4450.01	89	4450.01	4768.01	5088.01	5404.01	5721.01	6039.01	6357.01	6675.01	6993.01	7311.01	7629.01	7946.01	8264.01	8582.01	8900.01
4500.00		4768.00	5088.00	5404.00	5721.00	6039.00	6357.00	6675.00	6993.00	7311.00	7629.00	7946.00	8264.00	8582.00	8900.00	& OVER
4500.01	90	4500.01	4821.01	5143.01	5464.01	5788.01	6107.01	6428.01	6750.01	7071.01	7393.01	7714.01	8036.01	8357.01	8679.01	9000.01
4550.00		4821.00	5143.00	5464.00	5788.00	6107.00	6428.00	6750.00	7071.00	7393.00	7714.00	8036.00	8357.00	8679.00	9000.00	& OVER
4550.01	91	4550.01	4875.01	5200.01	5525.01	5850.01	6175.01	6500.01	6825.01	7150.01	7475.01	7800.01	8125.01	8450.01	8775.01	9100.01
4600.00		4875.00	5200.00	5525.00	5850.00	6175.00	6500.00	6825.00	7150.00	7475.00	7800.00	8125.00	8450.00	8775.00	9100.00	& OVER
4600.01	92	4600.01	4929.01	5257.01	5588.01	5914.01	6243.01	6571.01	6900.01	7229.01	7557.01	7886.01	8214.01	8543.01	8871.01	9200.01
4650.00		4929.00	5257.00	5588.00	5914.00	6243.00	6571.00	6900.00	7229.00	7557.00	7886.00	8214.00	8543.00	8871.00	9200.00	& OVER
4650.01	93	4650.01	4982.01	5314.01	5648.01	5979.01	6311.01	6643.01	6975.01	7307.01	7639.01	7971.01	8304.01	8636.01	8968.01	9300.01

BENEFIT TABLE (Continued)

Col. A	Col. B															
HIGHEST TWO QUARTER EARNINGS	WEEKLY BENEFIT AMOUNT	12 WEEKS	13 WEEKS	14 WEEKS	15 WEEKS	16 WEEKS	17 WEEKS	18 WEEKS	19 WEEKS	20 WEEKS	21 WEEKS	22 WEEKS	23 WEEKS	24 WEEKS	25 WEEKS	26 WEEKS
4700.00		4982.00	5314.00	5646.00	5978.00	6311.00	6643.00	6975.00	7307.00	7639.00	7971.00	8304.00	8636.00	8968.00	9300.00	& OVER
4700.01	94	4700.01	5036.01	5371.01	5707.01	6043.01	6379.01	6714.01	7050.01	7386.01	7721.01	8057.01	8393.01	8729.01	9064.01	9400.01
4750.00		5036.00	5371.00	5707.00	6043.00	6379.00	6714.00	7050.00	7386.00	7721.00	8057.00	8393.00	8729.00	9064.00	9400.00	& OVER
4750.01	95	4750.01	5089.01	5429.01	5769.01	6107.01	6446.01	6786.01	7125.01	7464.01	7804.01	8143.01	8482.01	8821.01	9161.01	9500.01
4800.00		5089.00	5429.00	5768.00	6107.00	6446.00	6786.00	7125.00	7464.00	7804.00	8143.00	8482.00	8821.00	9161.00	9500.00	& OVER
4800.01	96	4800.01	5143.01	5486.01	5829.01	6171.01	6514.01	6857.01	7200.01	7543.01	7886.01	8229.01	8571.01	8914.01	9257.01	9600.01
4850.00		5143.00	5486.00	5829.00	6171.00	6514.00	6857.00	7200.00	7543.00	7886.00	8229.00	8571.00	8914.00	9257.00	9600.00	& OVER
4850.01	97	4850.01	5196.01	5543.01	5889.01	6236.01	6582.01	6929.01	7275.01	7621.01	7968.01	8314.01	8661.01	9007.01	9354.01	9700.01
4900.00		5196.00	5543.00	5889.00	6236.00	6582.00	6929.00	7275.00	7621.00	7968.00	8314.00	8661.00	9007.00	9354.00	9700.00	& OVER
4900.01	98	4900.01	5250.01	5600.01	5950.01	6300.01	6650.01	7000.01	7350.01	7700.01	8050.01	8400.01	8750.01	9100.01	9450.01	9800.01
4950.00		5250.00	5600.00	5950.00	6300.00	6650.00	7000.00	7350.00	7700.00	8050.00	8400.00	8750.00	9100.00	9450.00	9800.00	& OVER
4950.01	99	4950.01	5304.01	5657.01	6011.01	6364.01	6718.01	7071.01	7425.01	7779.01	8132.01	8486.01	8839.01	9193.01	9546.01	9900.01
5000.00		5304.00	5657.00	6011.00	6364.00	6718.00	7071.00	7425.00	7779.00	8132.00	8486.00	8839.00	9193.00	9546.00	9900.00	& OVER
5000.01	100	5000.01	5357.01	5714.01	6071.01	6429.01	6786.01	7143.01	7500.01	7857.01	8214.01	8571.01	8929.01	9286.01	9643.01	10000.01
5050.00		5357.00	5714.00	6071.00	6429.00	6786.00	7143.00	7500.00	7857.00	8214.00	8571.00	8929.00	9286.00	9643.00	10000.00	& OVER
5050.01	101	5050.01	5411.01	5771.01	6132.01	6493.01	6854.01	7214.01	7575.01	7936.01	8298.01	8657.01	9018.01	9379.01	9739.01	10100.01
5100.00		5411.00	5771.00	6132.00	6493.00	6854.00	7214.00	7575.00	7936.00	8298.00	8657.00	9018.00	9379.00	9739.00	10100.00	& OVER
5100.01	102	5100.01	5464.01	5829.01	6193.01	6557.01	6921.01	7286.01	7650.01	8014.01	8379.01	8743.01	9107.01	9471.01	9836.01	10200.01
5150.00		5464.00	5829.00	6193.00	6557.00	6921.00	7286.00	7650.00	8014.00	8379.00	8743.00	9107.00	9471.00	9836.00	10200.00	& OVER
5150.01	103	5150.01	5518.01	5886.01	6254.01	6621.01	6989.01	7357.01	7725.01	8093.01	8461.01	8829.01	9198.01	9564.01	9932.01	10300.01
5200.00		5518.00	5886.00	6254.00	6621.00	6989.00	7357.00	7725.00	8093.00	8461.00	8829.00	9198.00	9564.00	9932.00	10300.00	& OVER
5200.01	104	5200.01	5571.01	5943.01	6314.01	6686.01	7057.01	7429.01	7800.01	8171.01	8543.01	8914.01	9286.01	9657.01	10029.01	10400.01
5250.00		5571.00	5943.00	6314.00	6686.00	7057.00	7429.00	7800.00	8171.00	8543.00	8914.00	9286.00	9657.00	10029.00	10400.00	& OVER
5250.01	105	5250.01	5625.01	6000.01	6375.01	6750.01	7125.01	7500.01	7875.01	8250.01	8625.01	9000.01	9375.01	9750.01	10125.01	10500.01
5300.00		5625.00	6000.00	6375.00	6750.00	7125.00	7500.00	7875.00	8250.00	8625.00	9000.00	9375.00	9750.00	10125.00	10500.00	& OVER
5300.01	106	5300.01	5679.01	6057.01	6436.01	6814.01	7193.01	7571.01	7950.01	8329.01	8707.01	9086.01	9464.01	9843.01	10221.01	10600.01
5350.00		5679.00	6057.00	6436.00	6814.00	7193.00	7571.00	7950.00	8329.00	8707.00	9086.00	9464.00	9843.00	10221.00	10600.00	& OVER
5350.01	107	5350.01	5732.01	6114.01	6496.01	6879.01	7261.01	7643.01	8025.01	8407.01	8789.01	9171.01	9554.01	9936.01	10318.01	10700.01
5400.00		5732.00	6114.00	6496.00	6879.00	7261.00	7643.00	8025.00	8407.00	8789.00	9171.00	9554.00	9936.00	10318.00	10700.00	& OVER
5400.01	108	5400.01	5786.01	6171.01	6557.01	6943.01	7329.01	7714.01	8100.01	8486.01	8871.01	9257.01	9643.01	10029.01	10414.01	10800.01
5450.00		5786.00	6171.00	6557.00	6943.00	7329.00	7714.00	8100.00	8486.00	8871.00	9257.00	9643.00	10029.00	10414.00	10800.00	& OVER
5450.01	109	5450.01	5839.01	6229.01	6618.01	7007.01	7396.01	7786.01	8175.01	8564.01	8954.01	9343.01	9732.01	10121.01	10511.01	10900.01
5500.00		5839.00	6229.00	6618.00	7007.00	7396.00	7786.00	8175.00	8564.00	8954.00	9343.00	9732.00	10121.00	10511.00	10900.00	& OVER
5500.01	110	5500.01	5893.01	6286.01	6679.01	7071.01	7464.01	7857.01	8250.01	8643.01	9036.01	9429.01	9821.01	10214.01	10607.01	11000.01
5550.00		5893.00	6286.00	6679.00	7071.00	7464.00	7857.00	8250.00	8643.00	9036.00	9429.00	9821.00	10214.00	10607.00	11000.00	& OVER

BENEFIT TABLE (Continued)

Col. A	Col. B															
HIGHEST TWO QUARTER EARNINGS	WEEKLY BENEFIT AMOUNT	12 WEEKS	13 WEEKS	14 WEEKS	15 WEEKS	16 WEEKS	17 WEEKS	18 WEEKS	19 WEEKS	20 WEEKS	21 WEEKS	22 WEEKS	23 WEEKS	24 WEEKS	25 WEEKS	26 WEEKS
5500.01	111	5500.01	5948.01	6343.01	6739.01	7136.01	7532.01	7929.01	8325.01	8721.01	9118.01	9514.01	9911.01	10307.01	10704.01	11100.01
5600.00		5948.00	6343.00	6739.00	7136.00	7532.00	7929.00	8325.00	8721.00	9118.00	9514.00	9911.00	10307.00	10704.00	11100.00	& OVER
5800.01	112	5800.01	6000.01	6400.01	6800.01	7200.01	7600.01	8000.01	8400.01	8800.01	9200.01	9600.01	10000.01	10400.01	10800.01	11200.01
5650.00		6000.00	6400.00	6800.00	7200.00	7600.00	8000.00	8400.00	8800.00	9200.00	9600.00	10000.00	10400.00	10800.00	11200.00	& OVER
5650.01	113	5650.01	6054.01	6457.01	6861.01	7264.01	7668.01	8071.01	8475.01	8879.01	9282.01	9686.01	10089.01	10493.01	10896.01	11300.01
5700.00		6054.00	6457.00	6861.00	7264.00	7668.00	8071.00	8475.00	8879.00	9282.00	9686.00	10089.00	10493.00	10896.00	11300.00	& OVER
5700.01	114	5700.01	6107.01	6514.01	6921.01	7329.01	7736.01	8143.01	8550.01	8957.01	9364.01	9771.01	10179.01	10586.01	10993.01	11400.01
5750.00		6107.00	6514.00	6921.00	7329.00	7736.00	8143.00	8550.00	8957.00	9364.00	9771.00	10179.00	10586.00	10993.00	11400.00	& OVER
5750.01	115	5750.01	6161.01	6571.01	6982.01	7393.01	7804.01	8214.01	8625.01	9036.01	9446.01	9857.01	10268.01	10679.01	11089.01	11500.01
5800.00		6161.00	6571.00	6982.00	7393.00	7804.00	8214.00	8625.00	9036.00	9446.00	9857.00	10268.00	10679.00	11089.00	11500.00	& OVER
5800.01	116	5800.01	6214.01	6629.01	7043.01	7457.01	7871.01	8286.01	8700.01	9114.01	9529.01	9943.01	10357.01	10771.01	11186.01	11600.01
5850.00		6214.00	6629.00	7043.00	7457.00	7871.00	8286.00	8700.00	9114.00	9529.00	9943.00	10357.00	10771.00	11186.00	11600.00	& OVER
5850.01	117	5850.01	6268.01	6688.01	7104.01	7521.01	7939.01	8357.01	8775.01	9193.01	9611.01	10029.01	10446.01	10864.01	11282.01	11700.01
5900.00		6268.00	6688.00	7104.00	7521.00	7939.00	8357.00	8775.00	9193.00	9611.00	10029.00	10446.00	10864.00	11282.00	11700.00	& OVER
5900.01	118	5900.01	6321.01	6743.01	7164.01	7586.01	8007.01	8429.01	8850.01	9271.01	9693.01	10114.01	10536.01	10957.01	11379.01	11800.01
5950.00		6321.00	6743.00	7164.00	7586.00	8007.00	8429.00	8850.00	9271.00	9693.00	10114.00	10536.00	10957.00	11379.00	11800.00	& OVER
5950.01	119	5950.01	6375.01	6800.01	7225.01	7650.01	8075.01	8500.01	8925.01	9350.01	9775.01	10200.01	10625.01	11050.01	11475.01	11900.01
6000.00		6375.00	6800.00	7225.00	7650.00	8075.00	8500.00	8925.00	9350.00	9775.00	10200.00	10625.00	11050.00	11475.00	11900.00	& OVER
6000.01	120	6000.01	6429.01	6857.01	7286.01	7714.01	8143.01	8571.01	9000.01	9429.01	9857.01	10286.01	10714.01	11143.01	11571.01	12000.01
6050.00		6429.00	6857.00	7286.00	7714.00	8143.00	8571.00	9000.00	9429.00	9857.00	10286.00	10714.00	11143.00	11571.00	12000.00	& OVER
6050.01	121	6050.01	6482.01	6914.01	7346.01	7779.01	8211.01	8643.01	9075.01	9507.01	9939.01	10371.01	10804.01	11236.01	11668.01	12100.01
6100.00		6482.00	6914.00	7346.00	7779.00	8211.00	8643.00	9075.00	9507.00	9939.00	10371.00	10804.00	11236.00	11668.00	12100.00	& OVER
6100.01	122	6100.01	6538.01	6971.01	7407.01	7843.01	8279.01	8714.01	9150.01	9586.01	10021.01	10457.01	10893.01	11329.01	11764.01	12200.01
6150.00		6538.00	6971.00	7407.00	7843.00	8279.00	8714.00	9150.00	9586.00	10021.00	10457.00	10893.00	11329.00	11764.00	12200.00	& OVER
6150.01	123	6150.01	6589.01	7029.01	7468.01	7907.01	8346.01	8786.01	9225.01	9664.01	10104.01	10543.01	10982.01	11421.01	11861.01	12300.01
6200.00		6589.00	7029.00	7468.00	7907.00	8346.00	8786.00	9225.00	9664.00	10104.00	10543.00	10982.00	11421.00	11861.00	12300.00	& OVER
6200.01	124	6200.01	6643.01	7088.01	7529.01	7971.01	8414.01	8857.01	9300.01	9743.01	10186.01	10629.01	11071.01	11514.01	11957.01	12400.01
6250.00		6643.00	7088.00	7529.00	7971.00	8414.00	8857.00	9300.00	9743.00	10186.00	10629.00	11071.00	11514.00	11957.00	12400.00	& OVER
6250.01	125	6250.01	6698.01	7143.01	7589.01	8036.01	8482.01	8929.01	9375.01	9821.01	10268.01	10714.01	11161.01	11607.01	12054.01	12500.01
6300.00		6698.00	7143.00	7589.00	8036.00	8482.00	8929.00	9375.00	9821.00	10268.00	10714.00	11161.00	11607.00	12054.00	12500.00	& OVER
6300.01	126	6300.01	6750.01	7200.01	7650.01	8100.01	8550.01	9000.01	9450.01	9900.01	10350.01	10800.01	11250.01	11700.01	12150.01	12600.01
6350.00		6750.00	7200.00	7650.00	8100.00	8550.00	9000.00	9450.00	9900.00	10350.00	10800.00	11250.00	11700.00	12150.00	12600.00	& OVER
6350.01	127	6350.01	6804.01	7257.01	7711.01	8164.01	8618.01	9071.01	9525.01	9979.01	10432.01	10886.01	11339.01	11793.01	12246.01	12700.01
6400.00		6804.00	7257.00	7711.00	8164.00	8618.00	9071.00	9525.00	9979.00	10432.00	10886.00	11339.00	11793.00	12246.00	12700.00	& OVER
6400.01	128	6400.01	6857.01	7314.01	7771.01	8229.01	8686.01	9143.01	9600.01	10057.01	10514.01	10971.01	11429.01	11886.01	12343.01	12800.01

5

BENEFIT TABLE (Continued)

Col. A	Col. B																
HIGHEST TWO QUARTER EARNINGS	WEEKLY BENEFIT AMOUNT	12 WEEKS	13 WEEKS	14 WEEKS	15 WEEKS	16 WEEKS	17 WEEKS	18 WEEKS	19 WEEKS	20 WEEKS	21 WEEKS	22 WEEKS	23 WEEKS	24 WEEKS	25 WEEKS	26 WEEKS	
6450.00		6857.00	7314.00	7771.00	8228.00	8688.00	9143.00	9600.00	10057.00	10514.00	10971.00	11429.00	11886.00	12343.00	12800.00	& OVER	
6460.01	129	6450.01	6911.01	7371.01	7832.01	8293.01	8754.01	9214.01	9675.01	10136.01	10596.01	11057.01	11518.01	11979.01	12439.01	12900.01	
6500.00		6911.00	7371.00	7832.00	8293.00	8754.00	9214.00	9675.00	10136.00	10596.00	11057.00	11518.00	11979.00	12439.00	12900.00	& OVER	
6500.01	130	6500.01	6984.01	7429.01	7893.01	8357.01	8821.01	9286.01	9750.01	10214.01	10679.01	11143.01	11607.01	12071.01	12536.01	13000.01	
6550.00		6984.00	7429.00	7893.00	8357.00	8821.00	9286.00	9750.00	10214.00	10679.00	11143.00	11607.00	12071.00	12536.00	13000.00	& OVER	
6550.01	131	6550.01	7018.01	7486.01	7954.01	8421.01	8889.01	9357.01	9825.01	10293.01	10761.01	11229.01	11698.01	12164.01	12632.01	13100.01	
6800.00		7018.00	7486.00	7954.00	8421.00	8889.00	9357.00	9825.00	10293.00	10761.00	11229.00	11698.00	12164.00	12632.00	13100.00	& OVER	
6800.01	132	6800.01	7071.01	7543.01	8014.01	8486.01	8957.01	9429.01	9900.01	10371.01	10843.01	11314.01	11786.01	12257.01	12729.01	13200.01	
6650.00		7071.00	7543.00	8014.00	8486.00	8957.00	9429.00	9900.00	10371.00	10843.00	11314.00	11786.00	12257.00	12729.00	13200.00	& OVER	
6650.01	133	6650.01	7125.01	7600.01	8075.01	8550.01	9025.01	9500.01	9975.01	10450.01	10925.01	11400.01	11875.01	12350.01	12825.01	13300.01	
6700.00		7125.00	7600.00	8075.00	8550.00	9025.00	9500.00	9975.00	10450.00	10925.00	11400.00	11875.00	12350.00	12825.00	13300.00	& OVER	
6700.01	134	6700.01	7179.01	7657.01	8136.01	8614.01	9093.01	9571.01	10050.01	10529.01	11007.01	11486.01	11964.01	12443.01	12921.01	13400.01	
6760.00		7179.00	7657.00	8136.00	8614.00	9093.00	9571.00	10050.00	10529.00	11007.00	11486.00	11964.00	12443.00	12921.00	13400.00	& OVER	
6760.01	135	6760.01	7232.01	7714.01	8196.01	8679.01	9161.01	9643.01	10125.01	10607.01	11089.01	11571.01	12054.01	12536.01	13018.01	13500.01	
6800.00		7232.00	7714.00	8196.00	8679.00	9161.00	9643.00	10125.00	10607.00	11089.00	11571.00	12054.00	12536.00	13018.00	13500.00	& OVER	
6800.01	136	6800.01	7286.01	7771.01	8257.01	8743.01	9229.01	9714.01	10200.01	10686.01	11171.01	11657.01	12143.01	12629.01	13114.01	13600.01	
6850.00		7286.00	7771.00	8257.00	8743.00	9229.00	9714.00	10200.00	10686.00	11171.00	11657.00	12143.00	12629.00	13114.00	13600.00	& OVER	
6850.01	137	6850.01	7339.01	7829.01	8318.01	8807.01	9296.01	9786.01	10275.01	10764.01	11254.01	11743.01	12232.01	12721.01	13211.01	13700.01	
6900.00		7339.00	7829.00	8318.00	8807.00	9296.00	9786.00	10275.00	10764.00	11254.00	11743.00	12232.00	12721.00	13211.00	13700.00	& OVER	
6900.01	138	6900.01	7393.01	7886.01	8379.01	8871.01	9364.01	9857.01	10350.01	10843.01	11336.01	11829.01	12321.01	12814.01	13307.01	13800.01	
6950.00		7393.00	7886.00	8379.00	8871.00	9364.00	9857.00	10350.00	10843.00	11336.00	11829.00	12321.00	12814.00	13307.00	13800.00	& OVER	
6950.01	139	6950.01	7446.01	7943.01	8439.01	8936.01	9432.01	9929.01	10425.01	10921.01	11418.01	11914.01	12411.01	12907.01	13404.01	13900.01	
7000.00		7446.00	7943.00	8439.00	8936.00	9432.00	9929.00	10425.00	10921.00	11418.00	11914.00	12411.00	12907.00	13404.00	13900.00	& OVER	
7000.01	140	7000.01	7500.01	8000.01	8500.01	9000.01	9500.01	10000.01	10500.01	11000.01	11500.01	12000.01	12500.01	13000.01	13500.01	14000.01	
7050.00		7500.00	8000.00	8500.00	9000.00	9500.00	10000.00	10500.00	11000.00	11500.00	12000.00	12500.00	13000.00	13500.00	14000.00	& OVER	
7050.01	141	7050.01	7554.01	8057.01	8561.01	9064.01	9568.01	10071.01	10575.01	11079.01	11582.01	12086.01	12589.01	13093.01	13596.01	14100.01	
7100.00		7554.00	8057.00	8561.00	9064.00	9568.00	10071.00	10575.00	11079.00	11582.00	12086.00	12589.00	13093.00	13596.00	14100.00	& OVER	
7100.01	142	7100.01	7607.01	8114.01	8621.01	9129.01	9636.01	10143.01	10650.01	11157.01	11664.01	12171.01	12679.01	13186.01	13693.01	14200.01	
7150.00		7607.00	8114.00	8621.00	9129.00	9636.00	10143.00	10650.00	11157.00	11664.00	12171.00	12679.00	13186.00	13693.00	14200.00	& OVER	
7150.01	143	7160.01	7661.01	8171.01	8682.01	9193.01	9704.01	10214.01	10725.01	11236.01	11746.01	12257.01	12768.01	13279.01	13789.01	14300.01	
7200.00		7661.00	8171.00	8682.00	9193.00	9704.00	10214.00	10725.00	11236.00	11746.00	12257.00	12768.00	13279.00	13789.00	14300.00	& OVER	
7200.01	144	7200.01	7714.01	8229.01	8743.01	9257.01	9771.01	10286.01	10800.01	11314.01	11829.01	12343.01	12857.01	13371.01	13886.01	14400.01	
7250.00		7714.00	8229.00	8743.00	9257.00	9771.00	10286.00	10800.00	11314.00	11829.00	12343.00	12857.00	13371.00	13886.00	14400.00	& OVER	
7250.01	145	7250.01	7768.01	8286.01	8804.01	9321.01	9839.01	10357.01	10875.01	11393.01	11911.01	12429.01	12946.01	13464.01	13982.01	14500.01	
7300.00		7768.00	8286.00	8804.00	9321.00	9839.00	10357.00	10875.00	11393.00	11911.00	12429.00	12946.00	13464.00	13982.00	14500.00	& OVER	

BENEFIT TABLE (continued)

Col. A	Col. B																
HIGHEST TWO QUARTER EARNINGS	WEEKLY BENEFIT AMOUNT	12 WEEKS	13 WEEKS	14 WEEKS	15 WEEKS	16 WEEKS	17 WEEKS	18 WEEKS	19 WEEKS	20 WEEKS	21 WEEKS	22 WEEKS	23 WEEKS	24 WEEKS	25 WEEKS	26 WEEKS	
7300.01	146	7300.01	7821.01	8343.01	8884.01	9388.01	9907.01	10429.01	10950.01	11471.01	11993.01	12514.01	13038.01	13557.01	14079.01	14600.01	
7350.00		7821.00	8343.00	8884.00	9388.00	9907.00	10429.00	10950.00	11471.00	11993.00	12514.00	13038.00	13557.00	14079.00	14600.00	& OVER	
7350.01	147	7350.01	7875.01	8400.01	8925.01	9450.01	9975.01	10500.01	11025.01	11550.01	12075.01	12600.01	13125.01	13650.01	14175.01	14700.01	
7400.00		7875.00	8400.00	8925.00	9450.00	9975.00	10500.00	11025.00	11550.00	12075.00	12600.00	13125.00	13650.00	14175.00	14700.00	& OVER	
7400.01	148	7400.01	7929.01	8457.01	8986.01	9514.01	10043.01	10571.01	11100.01	11629.01	12157.01	12686.01	13214.01	13743.01	14271.01	14800.01	
7450.00		7929.00	8457.00	8986.00	9514.00	10043.00	10571.00	11100.00	11629.00	12157.00	12686.00	13214.00	13743.00	14271.00	14800.00	& OVER	
7450.01	149	7450.01	7982.01	8514.01	9046.01	9579.01	10111.01	10643.01	11175.01	11707.01	12239.01	12771.01	13304.01	13836.01	14368.01	14900.01	
7500.00		7982.00	8514.00	9046.00	9579.00	10111.00	10643.00	11175.00	11707.00	12239.00	12771.00	13304.00	13836.00	14368.00	14900.00	& OVER	
7500.01	150	7500.01	8038.01	8571.01	9107.01	9643.01	10179.01	10714.01	11250.01	11786.01	12321.01	12857.01	13393.01	13929.01	14484.01	15000.01	
7550.00		8038.00	8571.00	9107.00	9643.00	10179.00	10714.00	11250.00	11786.00	12321.00	12857.00	13393.00	13929.00	14484.00	15000.00	& OVER	
7550.01	151	7550.01	8089.01	8629.01	9188.01	9707.01	10246.01	10788.01	11325.01	11864.01	12404.01	12943.01	13482.01	14021.01	14581.01	15100.01	
7600.00		8089.00	8629.00	9188.00	9707.00	10246.00	10788.00	11325.00	11864.00	12404.00	12943.00	13482.00	14021.00	14581.00	15100.00	& OVER	
7600.01	152	7600.01	8143.01	8686.01	9229.01	9771.01	10314.01	10857.01	11400.01	11943.01	12486.01	13029.01	13571.01	14114.01	14657.01	15200.01	
7650.00		8143.00	8686.00	9229.00	9771.00	10314.00	10857.00	11400.00	11943.00	12486.00	13029.00	13571.00	14114.00	14657.00	15200.00	& OVER	
7650.01	153	7650.01	8198.01	8743.01	9289.01	9836.01	10382.01	10929.01	11475.01	12021.01	12568.01	13114.01	13661.01	14207.01	14754.01	15300.01	
7700.00		8198.00	8743.00	9289.00	9836.00	10382.00	10929.00	11475.00	12021.00	12568.00	13114.00	13661.00	14207.00	14754.00	15300.00	& OVER	
7700.01	154	7700.01	8250.01	8800.01	9350.01	9900.01	10450.01	11000.01	11550.01	12100.01	12650.01	13200.01	13750.01	14300.01	14850.01	15400.01	
7750.00		8250.00	8800.00	9350.00	9900.00	10450.00	11000.00	11550.00	12100.00	12650.00	13200.00	13750.00	14300.00	14850.00	15400.00	& OVER	
7750.01	155	7750.01	8304.01	8857.01	9411.01	9964.01	10518.01	11071.01	11625.01	12179.01	12732.01	13286.01	13839.01	14393.01	14946.01	15500.01	
7800.00		8304.00	8857.00	9411.00	9964.00	10518.00	11071.00	11625.00	12179.00	12732.00	13286.00	13839.00	14393.00	14946.00	15500.00	& OVER	
7800.01	156	7800.01	8357.01	8914.01	9471.01	10029.01	10588.01	11143.01	11700.01	12257.01	12814.01	13371.01	13929.01	14486.01	15043.01	15600.01	
7850.00		8357.00	8914.00	9471.00	10029.00	10588.00	11143.00	11700.00	12257.00	12814.00	13371.00	13929.00	14486.00	15043.00	15600.00	& OVER	
7850.01	157	7850.01	8411.01	8971.01	9532.01	10093.01	10654.01	11214.01	11775.01	12338.01	12899.01	13467.01	14016.01	14579.01	15139.01	15700.01	
7900.00		8411.00	8971.00	9532.00	10093.00	10654.00	11214.00	11775.00	12338.00	12899.00	13467.00	14016.00	14579.00	15139.00	15700.00	& OVER	
7900.01	158	7900.01	8464.01	9029.01	9593.01	10167.01	10721.01	11286.01	11850.01	12414.01	12979.01	13543.01	14107.01	14671.01	15236.01	15800.01	
7950.00		8464.00	9029.00	9593.00	10167.00	10721.00	11286.00	11850.00	12414.00	12979.00	13543.00	14107.00	14671.00	15236.00	15800.00	& OVER	
7950.01	159	7950.01	8518.01	9086.01	9654.01	10221.01	10789.01	11357.01	11925.01	12493.01	13061.01	13629.01	14198.01	14764.01	15332.01	15900.01	
8000.00		8518.00	9086.00	9654.00	10221.00	10789.00	11357.00	11925.00	12493.00	13061.00	13629.00	14198.00	14764.00	15332.00	15900.00	& OVER	
8000.01	160	8000.01	8571.01	9143.01	9714.01	10286.01	10857.01	11429.01	12000.01	12571.01	13143.01	13714.01	14286.01	14857.01	15429.01	16000.01	
8050.00		8571.00	9143.00	9714.00	10286.00	10857.00	11429.00	12000.00	12571.00	13143.00	13714.00	14286.00	14857.00	15429.00	16000.00	& OVER	
8050.01	161	8050.01	8625.01	9200.01	9775.01	10350.01	10925.01	11500.01	12075.01	12650.01	13225.01	13800.01	14375.01	14950.01	15525.01	16100.01	
8100.00		8625.00	9200.00	9775.00	10350.00	10925.00	11500.00	12075.00	12650.00	13225.00	13800.00	14375.00	14950.00	15525.00	16100.00	& OVER	
8100.01	162	8100.01	8679.01	9257.01	9838.01	10414.01	10993.01	11571.01	12150.01	12729.01	13307.01	13886.01	14464.01	15043.01	15621.01	16200.01	
8150.00		8679.00	9257.00	9838.00	10414.00	10993.00	11571.00	12150.00	12729.00	13307.00	13886.00	14464.00	15043.00	15621.00	16200.00	& OVER	
8150.01	163	8150.01	8732.01	9314.01	9898.01	10479.01	11061.01	11643.01	12225.01	12807.01	13389.01	13971.01	14554.01	15138.01	15718.01	16300.01	

7

BENEFIT TABLE (Continued)

Col. A	Col. B															
HIGHEST TWO QUARTER EARNINGS	WEEKLY BENEFIT AMOUNT	12 WEEKS	13 WEEKS	14 WEEKS	15 WEEKS	16 WEEKS	17 WEEKS	18 WEEKS	19 WEEKS	20 WEEKS	21 WEEKS	22 WEEKS	23 WEEKS	24 WEEKS	25 WEEKS	26 WEEKS
8200.00		8732.00	8314.00	8888.00	10479.00	11081.00	11843.00	12225.00	12807.00	13389.00	13971.00	14554.00	15136.00	15718.00	16300.00	& OVER
8200.01	164	8200.01	8788.01	8371.01	8957.01	10543.01	11129.01	11714.01	12300.01	12886.01	13471.01	14057.01	14643.01	15229.01	15814.01	16400.01
8250.00		8788.00	8371.00	8957.00	10543.00	11129.00	11714.00	12300.00	12886.00	13471.00	14057.00	14643.00	15229.00	15814.00	16400.00	& OVER
8250.01	165	8250.01	8839.01	8429.01	9008.01	10607.01	11198.01	11788.01	12375.01	12964.01	13554.01	14143.01	14732.01	15321.01	15911.01	16500.01
8300.00		8839.00	8429.00	9008.00	10607.00	11198.00	11788.00	12375.00	12964.00	13554.00	14143.00	14732.00	15321.00	15911.00	16500.00	& OVER
8300.01	166	8300.01	8893.01	8486.01	9079.01	10671.01	11264.01	11857.01	12450.01	13043.01	13636.01	14229.01	14821.01	15414.01	16007.01	16600.01
8350.00		8893.00	8486.00	9079.00	10671.00	11264.00	11857.00	12450.00	13043.00	13636.00	14229.00	14821.00	15414.00	16007.00	16600.00	& OVER
8350.01	167	8350.01	8946.01	8543.01	9139.01	10738.01	11332.01	11929.01	12525.01	13121.01	13718.01	14314.01	14911.01	15507.01	16104.01	16700.01
8400.00		8946.00	8543.00	9139.00	10738.00	11332.00	11929.00	12525.00	13121.00	13718.00	14314.00	14911.00	15507.00	16104.00	16700.00	& OVER
8400.01	168	8400.01	9000.01	8600.01	9200.01	10800.01	11400.01	12000.01	12600.01	13200.01	13800.01	14400.01	15000.01	15600.01	16200.01	16800.01
8450.00		9000.00	8600.00	9200.00	10800.00	11400.00	12000.00	12600.00	13200.00	13800.00	14400.00	15000.00	15600.00	16200.00	16800.00	& OVER
8450.01	169	8450.01	9054.01	8657.01	9261.01	10864.01	11468.01	12071.01	12675.01	13279.01	13882.01	14486.01	15089.01	15693.01	16296.01	16900.01
8500.00		9054.00	8657.00	9261.00	10864.00	11468.00	12071.00	12675.00	13279.00	13882.00	14486.00	15089.00	15693.00	16296.00	16900.00	& OVER
8500.01	170	8500.01	9107.01	8714.01	9321.01	10929.01	11538.01	12143.01	12750.01	13357.01	13964.01	14571.01	15179.01	15786.01	16393.01	17000.01
8550.00		9107.00	8714.00	9321.00	10929.00	11538.00	12143.00	12750.00	13357.00	13964.00	14571.00	15179.00	15786.00	16393.00	17000.00	& OVER
8550.01	171	8550.01	9161.01	8771.01	9382.01	10993.01	11604.01	12214.01	12825.01	13436.01	14046.01	14657.01	15268.01	15879.01	16489.01	17100.01
8600.00		9161.00	8771.00	9382.00	10993.00	11604.00	12214.00	12825.00	13436.00	14046.00	14657.00	15268.00	15879.00	16489.00	17100.00	& OVER
8600.01	172	8600.01	9214.01	8829.01	9443.01	11057.01	11671.01	12286.01	12900.01	13514.01	14129.01	14743.01	15357.01	15971.01	16586.01	17200.01
8650.00		9214.00	8829.00	9443.00	11057.00	11671.00	12286.00	12900.00	13514.00	14129.00	14743.00	15357.00	15971.00	16586.00	17200.00	& OVER
8650.01	173	8650.01	9268.01	8886.01	9504.01	11121.01	11739.01	12357.01	12975.01	13593.01	14211.01	14829.01	15446.01	16064.01	16682.01	17300.01
8700.00		9268.00	8886.00	9504.00	11121.00	11739.00	12357.00	12975.00	13593.00	14211.00	14829.00	15446.00	16064.00	16682.00	17300.00	& OVER
8700.01	174	8700.01	9321.01	8943.01	9564.01	11186.01	11807.01	12429.01	13050.01	13671.01	14293.01	14914.01	15536.01	16157.01	16779.01	17400.01
8750.00		9321.00	8943.00	9564.00	11186.00	11807.00	12429.00	13050.00	13671.00	14293.00	14914.00	15536.00	16157.00	16779.00	17400.00	& OVER
8750.01	175	8750.01	9375.01	10000.01	10625.01	11250.01	11875.01	12500.01	13125.01	13750.01	14375.01	15000.01	15625.01	16250.01	16875.01	17500.01
8800.00		9375.00	10000.00	10625.00	11250.00	11875.00	12500.00	13125.00	13750.00	14375.00	15000.00	15625.00	16250.00	16875.00	17500.00	& OVER
8800.01	176	8800.01	9429.01	10057.01	10688.01	11314.01	11943.01	12571.01	13200.01	13829.01	14457.01	15086.01	15714.01	16343.01	16971.01	17600.01
8850.00		9429.00	10057.00	10688.00	11314.00	11943.00	12571.00	13200.00	13829.00	14457.00	15086.00	15714.00	16343.00	16971.00	17600.00	& OVER
8850.01	177	8850.01	9482.01	10114.01	10746.01	11379.01	12011.01	12643.01	13275.01	13907.01	14539.01	15171.01	15804.01	16436.01	17069.01	17700.01
8900.00		9482.00	10114.00	10746.00	11379.00	12011.00	12643.00	13275.00	13907.00	14539.00	15171.00	15804.00	16436.00	17069.00	17700.00	& OVER
8900.01	178	8900.01	9538.01	10171.01	10807.01	11443.01	12079.01	12714.01	13350.01	13986.01	14621.01	15257.01	15893.01	16529.01	17164.01	17800.01
8950.00		9538.00	10171.00	10807.00	11443.00	12079.00	12714.00	13350.00	13986.00	14621.00	15257.00	15893.00	16529.00	17164.00	17800.00	& OVER
8950.01	179	8950.01	9599.01	10229.01	10868.01	11507.01	12146.01	12786.01	13425.01	14064.01	14704.01	15343.01	15982.01	16621.01	17261.01	17900.01
9000.00		9599.00	10229.00	10868.00	11507.00	12146.00	12786.00	13425.00	14064.00	14704.00	15343.00	15982.00	16621.00	17261.00	17900.00	& OVER
9000.01	180	9000.01	9643.01	10288.01	10929.01	11571.01	12214.01	12857.01	13500.01	14143.01	14786.01	15429.01	16071.01	16714.01	17357.01	18000.01
9050.00		9643.00	10288.00	10929.00	11571.00	12214.00	12857.00	13500.00	14143.00	14786.00	15429.00	16071.00	16714.00	17357.00	18000.00	& OVER

BENEFIT TABLE (Continued)

Col. A	Col. B															
HIGHEST TWO QUARTER EARNINGS	WEEKLY BENEFIT AMOUNT	12 WEEKS	13 WEEKS	14 WEEKS	15 WEEKS	16 WEEKS	17 WEEKS	18 WEEKS	19 WEEKS	20 WEEKS	21 WEEKS	22 WEEKS	23 WEEKS	24 WEEKS	25 WEEKS	26 WEEKS
9050.01	181	9050.01	9896.01	10343.01	10989.01	11636.01	12282.01	12929.01	13576.01	14221.01	14868.01	15514.01	16161.01	16807.01	17454.01	18100.01
9100.00		9098.00	10343.00	10989.00	11636.00	12282.00	12929.00	13576.00	14221.00	14868.00	15514.00	16161.00	16807.00	17454.00	18100.00	& OVER
9100.01	182	9100.01	9760.01	10400.01	11060.01	11700.01	12350.01	13000.01	13650.01	14300.01	14950.01	15600.01	16250.01	16900.01	17550.01	18200.01
9150.00		9750.00	10400.00	11050.00	11700.00	12350.00	13000.00	13650.00	14300.00	14950.00	15600.00	16250.00	16900.00	17550.00	18200.00	& OVER
9150.01	183	9150.01	9804.01	10457.01	11111.01	11764.01	12418.01	13071.01	13725.01	14379.01	15032.01	15686.01	16339.01	16993.01	17646.01	18300.01
9200.00		9804.00	10457.00	11111.00	11764.00	12418.00	13071.00	13725.00	14379.00	15032.00	15686.00	16339.00	16993.00	17646.00	18300.00	& OVER
9200.01	184	9200.01	9857.01	10514.01	11171.01	11829.01	12488.01	13143.01	13800.01	14457.01	15114.01	15771.01	16429.01	17086.01	17743.01	18400.01
9250.00		9857.00	10514.00	11171.00	11829.00	12488.00	13143.00	13800.00	14457.00	15114.00	15771.00	16429.00	17086.00	17743.00	18400.00	& OVER
9250.01	185	9250.01	9911.01	10571.01	11232.01	11893.01	12554.01	13214.01	13875.01	14536.01	15196.01	15857.01	16518.01	17179.01	17839.01	18500.01
9300.00		9911.00	10571.00	11232.00	11893.00	12554.00	13214.00	13875.00	14536.00	15196.00	15857.00	16518.00	17179.00	17839.00	18500.00	& OVER
9300.01	186	9300.01	9964.01	10629.01	11293.01	11957.01	12621.01	13286.01	13950.01	14614.01	15279.01	15943.01	16607.01	17271.01	17936.01	18600.01
9350.00		9964.00	10629.00	11293.00	11957.00	12621.00	13286.00	13950.00	14614.00	15279.00	15943.00	16607.00	17271.00	17936.00	18600.00	& OVER
9350.01	187	9350.01	10018.01	10686.01	11354.01	12021.01	12689.01	13357.01	14025.01	14693.01	15361.01	16029.01	16696.01	17364.01	18032.01	18700.01
9400.00		10018.00	10686.00	11354.00	12021.00	12689.00	13357.00	14025.00	14693.00	15361.00	16029.00	16696.00	17364.00	18032.00	18700.00	& OVER
9400.01	188	9400.01	10071.01	10743.01	11414.01	12086.01	12757.01	13429.01	14100.01	14771.01	15443.01	16114.01	16786.01	17457.01	18129.01	18800.01
9450.00		10071.00	10743.00	11414.00	12086.00	12757.00	13429.00	14100.00	14771.00	15443.00	16114.00	16786.00	17457.00	18129.00	18800.00	& OVER
9450.01	189	9450.01	10125.01	10800.01	11475.01	12150.01	12825.01	13500.01	14175.01	14850.01	15525.01	16200.01	16875.01	17550.01	18225.01	18900.01
9500.00		10125.00	10800.00	11475.00	12150.00	12825.00	13500.00	14175.00	14850.00	15525.00	16200.00	16875.00	17550.00	18225.00	18900.00	& OVER
9500.01	190	9500.01	10179.01	10857.01	11536.01	12214.01	12893.01	13571.01	14250.01	14929.01	15607.01	16286.01	16964.01	17643.01	18321.01	19000.01
9550.00		10179.00	10857.00	11536.00	12214.00	12893.00	13571.00	14250.00	14929.00	15607.00	16286.00	16964.00	17643.00	18321.00	19000.00	& OVER
9550.01	191	9550.01	10232.01	10914.01	11598.01	12279.01	12961.01	13643.01	14325.01	15007.01	15689.01	16371.01	17054.01	17736.01	18418.01	19100.01
9600.00		10232.00	10914.00	11598.00	12279.00	12961.00	13643.00	14325.00	15007.00	15689.00	16371.00	17054.00	17736.00	18418.00	19100.00	& OVER
9600.01	192	9600.01	10286.01	10971.01	11657.01	12343.01	13029.01	13714.01	14400.01	15086.01	15771.01	16457.01	17143.01	17829.01	18514.01	19200.01
9650.00		10286.00	10971.00	11657.00	12343.00	13029.00	13714.00	14400.00	15086.00	15771.00	16457.00	17143.00	17829.00	18514.00	19200.00	& OVER
9650.01	193	9650.01	10339.01	11029.01	11718.01	12407.01	13096.01	13786.01	14475.01	15164.01	15854.01	16543.01	17232.01	17921.01	18611.01	19300.01
9700.00		10339.00	11029.00	11718.00	12407.00	13096.00	13786.00	14475.00	15164.00	15854.00	16543.00	17232.00	17921.00	18611.00	19300.00	& OVER
9700.01	194	9700.01	10393.01	11086.01	11779.01	12471.01	13164.01	13857.01	14550.01	15243.01	15936.01	16629.01	17321.01	18014.01	18707.01	19400.01
9750.00		10393.00	11086.00	11779.00	12471.00	13164.00	13857.00	14550.00	15243.00	15936.00	16629.00	17321.00	18014.00	18707.00	19400.00	& OVER
9750.01	195	9750.01	10446.01	11143.01	11839.01	12536.01	13232.01	13929.01	14625.01	15321.01	16018.01	16714.01	17411.01	18107.01	18804.01	19500.01
9800.00		10446.00	11143.00	11839.00	12536.00	13232.00	13929.00	14625.00	15321.00	16018.00	16714.00	17411.00	18107.00	18804.00	19500.00	& OVER
9800.01	196	9800.01	10500.01	11200.01	11900.01	12600.01	13300.01	14000.01	14700.01	15400.01	16100.01	16800.01	17500.01	18200.01	18900.01	19600.01
9850.00		10500.00	11200.00	11900.00	12600.00	13300.00	14000.00	14700.00	15400.00	16100.00	16800.00	17500.00	18200.00	18900.00	19600.00	& OVER
9850.01	197	9850.01	10554.01	11257.01	11961.01	12664.01	13368.01	14071.01	14775.01	15479.01	16182.01	16886.01	17589.01	18293.01	18996.01	19700.01
9900.00		10554.00	11257.00	11961.00	12664.00	13368.00	14071.00	14775.00	15479.00	16182.00	16886.00	17589.00	18293.00	18996.00	19700.00	& OVER
9900.01	198	9900.01	10607.01	11314.01	12021.01	12729.01	13438.01	14143.01	14850.01	15557.01	16264.01	16971.01	17679.01	18386.01	19093.01	19800.01

BENEFIT TABLE (Continued)

Col. A	Col. B																
HIGHEST TWO QUARTER EARNINGS	WEEKLY BENEFIT AMOUNT	12 WEEKS	13 WEEKS	14 WEEKS	15 WEEKS	16 WEEKS	17 WEEKS	18 WEEKS	19 WEEKS	20 WEEKS	21 WEEKS	22 WEEKS	23 WEEKS	24 WEEKS	25 WEEKS	26 WEEKS	
9950.00		10607.00	11314.00	12021.00	12728.00	13436.00	14143.00	14850.00	15557.00	16264.00	16971.00	17679.00	18386.00	19093.00	19800.00	& OVER	
9950.01	199	9950.01	10661.01	11371.01	12082.01	12793.01	13504.01	14214.01	14925.01	15636.01	16346.01	17057.01	17768.01	18479.01	19189.01	19900.01	
10000.00		10661.00	11371.00	12082.00	12793.00	13504.00	14214.00	14925.00	15636.00	16346.00	17057.00	17768.00	18479.00	19189.00	19900.00	& OVER	
10000.01	200	10000.01	10714.01	11429.01	12143.01	12857.01	13571.01	14286.01	15000.01	15714.01	16429.01	17143.01	17857.01	18571.01	19286.01	20000.01	
10050.00		10714.00	11429.00	12143.00	12857.00	13571.00	14286.00	15000.00	15714.00	16429.00	17143.00	17857.00	18571.00	19286.00	20000.00	& OVER	
10050.01	201	10050.01	10768.01	11488.01	12204.01	12921.01	13639.01	14357.01	15075.01	15793.01	16511.01	17229.01	17946.01	18664.01	19382.01	20100.01	
10100.00		10768.00	11488.00	12204.00	12921.00	13639.00	14357.00	15075.00	15793.00	16511.00	17229.00	17946.00	18664.00	19382.00	20100.00	& OVER	
10100.01	202	10100.01	10821.01	11543.01	12264.01	12986.01	13707.01	14429.01	15150.01	15871.01	16593.01	17314.01	18036.01	18757.01	19479.01	20200.01	
10150.00		10821.00	11543.00	12264.00	12986.00	13707.00	14429.00	15150.00	15871.00	16593.00	17314.00	18036.00	18757.00	19479.00	20200.00	& OVER	
10150.01	203	10150.01	10876.01	11600.01	12325.01	13050.01	13775.01	14500.01	15225.01	15950.01	16675.01	17400.01	18125.01	18850.01	19575.01	20300.01	
10200.00		10875.00	11600.00	12325.00	13050.00	13775.00	14500.00	15225.00	15950.00	16675.00	17400.00	18125.00	18850.00	19575.00	20300.00	& OVER	
10200.01	204	10200.01	10929.01	11657.01	12386.01	13114.01	13843.01	14571.01	15300.01	16029.01	16757.01	17486.01	18214.01	18943.01	19671.01	20400.01	
10250.00		10929.00	11657.00	12386.00	13114.00	13843.00	14571.00	15300.00	16029.00	16757.00	17486.00	18214.00	18943.00	19671.00	20400.00	& OVER	
10250.01	205	10250.01	10982.01	11714.01	12446.01	13179.01	13911.01	14643.01	15375.01	16107.01	16839.01	17571.01	18304.01	19036.01	19768.01	20500.01	
10300.00		10982.00	11714.00	12446.00	13179.00	13911.00	14643.00	15375.00	16107.00	16839.00	17571.00	18304.00	19036.00	19768.00	20500.00	& OVER	
10300.01	206	10300.01	11038.01	11771.01	12507.01	13243.01	13979.01	14714.01	15450.01	16186.01	16921.01	17657.01	18393.01	19129.01	19864.01	20600.01	
10350.00		11038.00	11771.00	12507.00	13243.00	13979.00	14714.00	15450.00	16186.00	16921.00	17657.00	18393.00	19129.00	19864.00	20600.00	& OVER	
10350.01	207	10350.01	11089.01	11829.01	12569.01	13307.01	14046.01	14786.01	15525.01	16264.01	17004.01	17743.01	18482.01	19221.01	19961.01	20700.01	
10400.00		11089.00	11829.00	12569.00	13307.00	14046.00	14786.00	15525.00	16264.00	17004.00	17743.00	18482.00	19221.00	19961.00	20700.00	& OVER	
10400.01	208	10400.01	11143.01	11886.01	12629.01	13371.01	14114.01	14857.01	15600.01	16343.01	17086.01	17829.01	18571.01	19314.01	20057.01	20800.01	
10450.00		11143.00	11886.00	12629.00	13371.00	14114.00	14857.00	15600.00	16343.00	17086.00	17829.00	18571.00	19314.00	20057.00	20800.00	& OVER	
10450.01	209	10450.01	11198.01	11943.01	12689.01	13436.01	14182.01	14929.01	15675.01	16421.01	17168.01	17914.01	18661.01	19407.01	20154.01	20900.01	
10500.00		11198.00	11943.00	12689.00	13436.00	14182.00	14929.00	15675.00	16421.00	17168.00	17914.00	18661.00	19407.00	20154.00	20900.00	& OVER	
10500.01	210	10500.01	11250.01	12000.01	12750.01	13500.01	14250.01	15000.01	15750.01	16500.01	17250.01	18000.01	18750.01	19500.01	20250.01	21000.01	
10550.00		11250.00	12000.00	12750.00	13500.00	14250.00	15000.00	15750.00	16500.00	17250.00	18000.00	18750.00	19500.00	20250.00	21000.00	& OVER	
10550.01	211	10550.01	11304.01	12057.01	12811.01	13564.01	14318.01	15071.01	15825.01	16579.01	17332.01	18086.01	18839.01	19593.01	20346.01	21100.01	
10600.00		11304.00	12057.00	12811.00	13564.00	14318.00	15071.00	15825.00	16579.00	17332.00	18086.00	18839.00	19593.00	20346.00	21100.00	& OVER	
10600.01	212	10600.01	11357.01	12114.01	12871.01	13629.01	14388.01	15143.01	15900.01	16657.01	17414.01	18171.01	18929.01	19686.01	20443.01	21200.01	
10650.00		11357.00	12114.00	12871.00	13629.00	14388.00	15143.00	15900.00	16657.00	17414.00	18171.00	18929.00	19686.00	20443.00	21200.00	& OVER	
10650.01	213	10650.01	11411.01	12171.01	12932.01	13693.01	14454.01	15214.01	15975.01	16736.01	17496.01	18257.01	19018.01	19779.01	20539.01	21300.01	
10700.00		11411.00	12171.00	12932.00	13693.00	14454.00	15214.00	15975.00	16736.00	17496.00	18257.00	19018.00	19779.00	20539.00	21300.00	& OVER	
10700.01	214	10700.01	11464.01	12229.01	12993.01	13757.01	14521.01	15286.01	16050.01	16814.01	17579.01	18343.01	19107.01	19871.01	20636.01	21400.01	
10750.00		11464.00	12229.00	12993.00	13757.00	14521.00	15286.00	16050.00	16814.00	17579.00	18343.00	19107.00	19871.00	20636.00	21400.00	& OVER	
10750.01	215	10750.01	11518.01	12286.01	13054.01	13821.01	14589.01	15357.01	16125.01	16893.01	17661.01	18429.01	19198.01	19964.01	20732.01	21500.01	
10800.00		11518.00	12286.00	13054.00	13821.00	14589.00	15357.00	16125.00	16893.00	17661.00	18429.00	19198.00	19964.00	20732.00	21500.00	& OVER	

BENEFIT TABLE (Continued)

Col. A	Col. B															
HIGHEST TWO QUARTER EARNINGS	WEEKLY BENEFIT AMOUNT	12 WEEKS	13 WEEKS	14 WEEKS	15 WEEKS	16 WEEKS	17 WEEKS	18 WEEKS	19 WEEKS	20 WEEKS	21 WEEKS	22 WEEKS	23 WEEKS	24 WEEKS	25 WEEKS	26 WEEKS
10800.01 10850.00 10850.00	218	10800.01	11671.01	12343.01	13114.01	13886.01	14657.01	15429.01	16200.01	16971.01	17743.01	18514.01	19286.01	20057.01	20829.01	21600.01
		11671.00	12343.00	13114.00	13886.00	14657.00	15429.00	16200.00	16971.00	17743.00	18514.00	19286.00	20057.00	20829.00	21600.00	& OVER
10850.01 10900.00 10900.00	217	10850.01	11626.01	12400.01	13176.01	13950.01	14726.01	15500.01	16275.01	17050.01	17826.01	18600.01	19375.01	20150.01	20925.01	21700.01
		11626.00	12400.00	13176.00	13950.00	14726.00	15500.00	16275.00	17050.00	17826.00	18600.00	19375.00	20150.00	20925.00	21700.00	& OVER
10900.01 10950.00 10950.00	218	10900.01	11679.01	12457.01	13238.01	14014.01	14793.01	15571.01	16350.01	17129.01	17907.01	18686.01	19464.01	20243.01	21021.01	21800.01
		11679.00	12457.00	13238.00	14014.00	14793.00	15571.00	16350.00	17129.00	17907.00	18686.00	19464.00	20243.00	21021.00	21800.00	& OVER
10950.01 11000.00 11000.00	219	10950.01	11732.01	12514.01	13298.01	14079.01	14861.01	15643.01	16426.01	17207.01	17989.01	18771.01	19554.01	20336.01	21118.01	21900.01
		11732.00	12514.00	13298.00	14079.00	14861.00	15643.00	16426.00	17207.00	17989.00	18771.00	19554.00	20336.00	21118.00	21900.00	& OVER
11000.01 11050.00 11050.00	220	11000.01	11786.01	12571.01	13357.01	14143.01	14929.01	15714.01	16500.01	17286.01	18071.01	18857.01	19643.01	20429.01	21214.01	22000.01
		11786.00	12571.00	13357.00	14143.00	14929.00	15714.00	16500.00	17286.00	18071.00	18857.00	19643.00	20429.00	21214.00	22000.00	& OVER
11050.01 11100.00 11100.00	221	11050.01	11839.01	12629.01	13418.01	14207.01	14998.01	15788.01	16576.01	17364.01	18154.01	18943.01	19732.01	20521.01	21311.01	22100.01
		11839.00	12629.00	13418.00	14207.00	14998.00	15788.00	16576.00	17364.00	18154.00	18943.00	19732.00	20521.00	21311.00	22100.00	& OVER
11100.01 11150.00 11150.00	222	11100.01	11893.01	12688.01	13479.01	14271.01	15064.01	15857.01	16650.01	17443.01	18236.01	19029.01	19821.01	20614.01	21407.01	22200.01
		11893.00	12688.00	13479.00	14271.00	15064.00	15857.00	16650.00	17443.00	18236.00	19029.00	19821.00	20614.00	21407.00	22200.00	& OVER
11150.01 11200.00 11200.00	223	11150.01	11946.01	12743.01	13539.01	14338.01	15132.01	15929.01	16725.01	17521.01	18318.01	19114.01	19911.01	20707.01	21504.01	22300.01
		11946.00	12743.00	13539.00	14338.00	15132.00	15929.00	16725.00	17521.00	18318.00	19114.00	19911.00	20707.00	21504.00	22300.00	& OVER
11200.01 & OVER 11250.00	224	11200.01	12000.01	12800.01	13600.01	14400.01	15200.01	16000.01	16800.01	17600.01	18400.01	19200.01	20000.01	20800.01	21600.01	22400.01
		12000.00	12800.00	13600.00	14400.00	15200.00	16000.00	16800.00	17600.00	18400.00	19200.00	20000.00	20800.00	21600.00	22400.00	& OVER
11250.01 11300.00 11300.00	225	11250.01	12054.01	12857.01	13661.01	14464.01	15268.01	16071.01	16875.01	17679.01	18482.01	19286.01	20089.01	20893.01	21696.01	22500.01
		12054.00	12857.00	13661.00	14464.00	15268.00	16071.00	16875.00	17679.00	18482.00	19286.00	20089.00	20893.00	21696.00	22500.00	& OVER
11300.01 & OVER	226	11300.01	12107.01	12914.01	13721.01	14529.01	15338.01	16143.01	16950.01	17757.01	18564.01	19371.01	20179.01	20986.01	21793.01	22600.01
		12107.00	12914.00	13721.00	14529.00	15338.00	16143.00	16950.00	17757.00	18564.00	19371.00	20179.00	20986.00	21793.00	22600.00	& OVER

- 1 2. That § 60.2-602 of the Code of Virginia is amended and reenacted as follows:
2 § 60.2-602. Weekly benefit amount.
3 ~~For Beginning July 1, 1998, and expiring July 1, 1999, for claims filed on or after July 6, 1997~~
4 ~~July 5, 1998, an eligible individual's weekly "benefit amount" shall be the amount appearing in~~
5 ~~Column B in the "Benefit Table" in this section on the line on which in Column A of such table,~~
6 ~~there appears the total wages for insured work paid to such individual in the two quarters of his base~~
7 ~~period in which such total wages were highest.~~
8 For claims filed prior to ~~July 6, 1997~~ July 5, 1998, an eligible individual's weekly "benefit
9 amount" shall be computed under the provisions of this section in force on the date such claim was
10 filed.

BENEFIT TABLE DIVISION C DURATION OF BENEFITS

Col. A	Col. B																
HIGHEST TWO QUARTER EARNINGS	WEEKLY BENEFIT AMOUNT	12 WEEKS	13 WEEKS	14 WEEKS	15 WEEKS	16 WEEKS	17 WEEKS	18 WEEKS	19 WEEKS	20 WEEKS	21 WEEKS	22 WEEKS	23 WEEKS	24 WEEKS	25 WEEKS	26 WEEKS	
2750.00	55	2750.00	2846.01	3143.01	3339.01	3536.01	3732.01	3929.01	4125.01	4321.01	4518.01	4714.01	4911.01	5107.01	5304.01	5500.01	
2800.00		2846.00	3143.00	3339.00	3536.00	3732.00	3929.00	4125.00	4321.00	4518.00	4714.00	4911.00	5107.00	5304.00	5500.00	& OVER	
2800.01	56	2800.01	3000.01	3200.01	3400.01	3600.01	3800.01	4000.01	4200.01	4400.01	4600.01	4800.01	5000.01	5200.01	5400.01	5600.01	
2850.00		3000.00	3200.00	3400.00	3600.00	3800.00	4000.00	4200.00	4400.00	4600.00	4800.00	5000.00	5200.00	5400.00	5600.00	& OVER	
2850.01	67	2850.01	3054.01	3257.01	3461.01	3664.01	3868.01	4071.01	4275.01	4479.01	4682.01	4886.01	5089.01	5293.01	5498.01	5700.01	
2900.00		3054.00	3257.00	3461.00	3664.00	3868.00	4071.00	4275.00	4479.00	4682.00	4886.00	5089.00	5293.00	5498.00	5700.00	& OVER	
2900.01	58	2900.01	3107.01	3314.01	3521.01	3729.01	3936.01	4143.01	4350.01	4557.01	4764.01	4971.01	5179.01	5386.01	5593.01	5800.01	
2950.00		3107.00	3314.00	3521.00	3729.00	3936.00	4143.00	4350.00	4557.00	4764.00	4971.00	5179.00	5386.00	5593.00	5800.00	& OVER	
2950.01	59	2950.01	3181.01	3371.01	3582.01	3793.01	4004.01	4214.01	4425.01	4636.01	4846.01	5057.01	5268.01	5479.01	5689.01	5900.01	
3000.00		3181.00	3371.00	3582.00	3793.00	4004.00	4214.00	4425.00	4636.00	4846.00	5057.00	5268.00	5479.00	5689.00	5900.00	& OVER	
3000.01	60	3000.01	3214.01	3429.01	3643.01	3857.01	4071.01	4286.01	4500.01	4714.01	4929.01	5143.01	5357.01	5571.01	5786.01	6000.01	
3050.00		3214.00	3429.00	3643.00	3857.00	4071.00	4286.00	4500.00	4714.00	4929.00	5143.00	5357.00	5571.00	5786.00	6000.00	& OVER	
3050.01	61	3050.01	3268.01	3486.01	3704.01	3921.01	4139.01	4357.01	4575.01	4793.01	5011.01	5229.01	5446.01	5664.01	5882.01	6100.01	
3100.00		3268.00	3486.00	3704.00	3921.00	4139.00	4357.00	4575.00	4793.00	5011.00	5229.00	5446.00	5664.00	5882.00	6100.00	& OVER	
3100.01	62	3100.01	3321.01	3543.01	3764.01	3986.01	4207.01	4429.01	4650.01	4871.01	5093.01	5314.01	5536.01	5757.01	5979.01	6200.01	
3150.00		3321.00	3543.00	3764.00	3986.00	4207.00	4429.00	4650.00	4871.00	5093.00	5314.00	5536.00	5757.00	5979.00	6200.00	& OVER	
3150.01	63	3150.01	3375.01	3600.01	3825.01	4050.01	4275.01	4500.01	4725.01	4950.01	5175.01	5400.01	5625.01	5850.01	6075.01	6300.01	
3200.00		3375.00	3600.00	3825.00	4050.00	4275.00	4500.00	4725.00	4950.00	5175.00	5400.00	5625.00	5850.00	6075.00	6300.00	& OVER	
3200.01	64	3200.01	3429.01	3657.01	3886.01	4114.01	4343.01	4571.01	4800.01	5029.01	5257.01	5486.01	5714.01	5943.01	6171.01	6400.01	
3250.00		3429.00	3657.00	3886.00	4114.00	4343.00	4571.00	4800.00	5029.00	5257.00	5486.00	5714.00	5943.00	6171.00	6400.00	& OVER	
3250.01	65	3250.01	3482.01	3714.01	3946.01	4179.01	4411.01	4643.01	4875.01	5107.01	5339.01	5571.01	5804.01	6036.01	6268.01	6500.01	
3300.00		3482.00	3714.00	3946.00	4179.00	4411.00	4643.00	4875.00	5107.00	5339.00	5571.00	5804.00	6036.00	6268.00	6500.00	& OVER	
3300.01	66	3300.01	3536.01	3771.01	4007.01	4243.01	4479.01	4714.01	4950.01	5186.01	5421.01	5657.01	5893.01	6129.01	6364.01	6600.01	
3350.00		3536.00	3771.00	4007.00	4243.00	4479.00	4714.00	4950.00	5186.00	5421.00	5657.00	5893.00	6129.00	6364.00	6600.00	& OVER	
3350.01	67	3350.01	3589.01	3829.01	4068.01	4307.01	4546.01	4786.01	5025.01	5264.01	5504.01	5743.01	5982.01	6221.01	6461.01	6700.01	
3400.00		3589.00	3829.00	4068.00	4307.00	4546.00	4786.00	5025.00	5264.00	5504.00	5743.00	5982.00	6221.00	6461.00	6700.00	& OVER	
3400.01	68	3400.01	3643.01	3886.01	4129.01	4371.01	4614.01	4857.01	5100.01	5343.01	5586.01	5829.01	6071.01	6314.01	6557.01	6800.01	
3450.00		3643.00	3886.00	4129.00	4371.00	4614.00	4857.00	5100.00	5343.00	5586.00	5829.00	6071.00	6314.00	6557.00	6800.00	& OVER	
3450.01	69	3450.01	3698.01	3943.01	4189.01	4436.01	4682.01	4929.01	5175.01	5421.01	5668.01	5914.01	6161.01	6407.01	6654.01	6900.01	
3500.00		3698.00	3943.00	4189.00	4436.00	4682.00	4929.00	5175.00	5421.00	5668.00	5914.00	6161.00	6407.00	6654.00	6900.00	& OVER	
3500.01	70	3500.01	3750.01	4000.01	4250.01	4500.01	4750.01	5000.01	5250.01	5500.01	5750.01	6000.01	6250.01	6500.01	6750.01	7000.01	
3550.00		3750.00	4000.00	4250.00	4500.00	4750.00	5000.00	5250.00	5500.00	5750.00	6000.00	6250.00	6500.00	6750.00	7000.00	& OVER	
3550.01	71	3550.01	3804.01	4057.01	4311.01	4564.01	4818.01	5071.01	5325.01	5579.01	5832.01	6086.01	6339.01	6593.01	6846.01	7100.01	
3600.00		3804.00	4057.00	4311.00	4564.00	4818.00	5071.00	5325.00	5579.00	5832.00	6086.00	6339.00	6593.00	6846.00	7100.00	& OVER	

BENEFIT TABLE (Continued)

Col. A	Col. B																
HIGHEST TWO QUARTER EARNINGS	WEEKLY BENEFIT AMOUNT	12 WEEKS	13 WEEKS	14 WEEKS	15 WEEKS	16 WEEKS	17 WEEKS	18 WEEKS	19 WEEKS	20 WEEKS	21 WEEKS	22 WEEKS	23 WEEKS	24 WEEKS	25 WEEKS	26 WEEKS	
3600.01 3850.00	72	3800.01 3857.00	3857.01 4114.00	4114.01 4371.00	4371.01 4628.00	4628.01 4885.00	4885.01 5143.00	5143.01 5400.00	5400.01 5657.00	5657.01 5914.00	5914.01 6171.00	6171.01 6428.00	6428.01 6685.00	6685.01 6943.00	6943.01 7200.00	7200.01 & OVER	
3650.01 3700.00	73	3850.01 3911.00	3911.01 4171.00	4171.01 4432.00	4432.01 4693.00	4693.01 4954.00	4954.01 5214.00	5214.01 5475.00	5475.01 5736.00	5736.01 5998.00	5998.01 6257.00	6257.01 6518.00	6518.01 6779.00	6779.01 7039.00	7039.01 7300.00	7300.01 & OVER	
3700.01 3750.00	74	3700.01 3964.00	3964.01 4229.00	4229.01 4493.00	4493.01 4757.00	4757.01 5021.00	5021.01 5286.00	5286.01 5550.00	5550.01 5814.00	5814.01 6079.00	6079.01 6343.00	6343.01 6607.00	6607.01 6871.00	6871.01 7136.00	7136.01 7400.00	7400.01 & OVER	
3750.01 3800.00	75	3750.01 4018.00	4018.01 4288.00	4288.01 4554.00	4554.01 4821.00	4821.01 5089.00	5089.01 5357.00	5357.01 5625.00	5625.01 5893.00	5893.01 6161.00	6161.01 6429.00	6429.01 6696.00	6696.01 6964.00	6964.01 7232.00	7232.01 7500.00	7500.01 & OVER	
3800.01 3850.00	76	3800.01 4071.00	4071.01 4343.00	4343.01 4614.00	4614.01 4886.00	4886.01 5157.00	5157.01 5429.00	5429.01 5700.00	5700.01 5971.00	5971.01 6243.00	6243.01 6514.00	6514.01 6786.00	6786.01 7057.00	7057.01 7329.00	7329.01 7600.00	7600.01 & OVER	
3850.01 3900.00	77	3850.01 4125.00	4125.01 4400.00	4400.01 4675.00	4675.01 4950.00	4950.01 5225.00	5225.01 5500.00	5500.01 5775.00	5775.01 6050.00	6050.01 6325.00	6325.01 6600.00	6600.01 6875.00	6875.01 7150.00	7150.01 7425.00	7425.01 7700.00	7700.01 & OVER	
3900.01 3950.00	78	3900.01 4179.00	4179.01 4467.00	4467.01 4738.00	4738.01 5014.00	5014.01 5293.00	5293.01 5571.00	5571.01 5850.00	5850.01 6129.00	6129.01 6407.00	6407.01 6686.00	6686.01 6964.00	6964.01 7243.00	7243.01 7521.00	7521.01 7800.00	7800.01 & OVER	
3950.01 4000.00	79	3950.01 4232.00	4232.01 4514.00	4514.01 4798.00	4798.01 5079.00	5079.01 5361.00	5361.01 5643.00	5643.01 5925.00	5925.01 6207.00	6207.01 6489.00	6489.01 6771.00	6771.01 7054.00	7054.01 7336.00	7336.01 7618.00	7618.01 7900.00	7900.01 & OVER	
4000.01 4050.00	80	4000.01 4288.00	4288.01 4571.00	4571.01 4857.00	4857.01 5143.00	5143.01 5429.00	5429.01 5714.00	5714.01 6000.00	6000.01 6286.00	6286.01 6571.00	6571.01 6857.00	6857.01 7143.00	7143.01 7429.00	7429.01 7714.00	7714.01 8000.00	8000.01 & OVER	
4050.01 4100.00	81	4050.01 4339.00	4339.01 4629.00	4629.01 4918.00	4918.01 5207.00	5207.01 5496.00	5496.01 5786.00	5786.01 6075.00	6075.01 6364.00	6364.01 6654.00	6654.01 6943.00	6943.01 7232.00	7232.01 7521.00	7521.01 7811.00	7811.01 8100.00	8100.01 & OVER	
4100.01 4150.00	82	4100.01 4393.00	4393.01 4688.00	4688.01 4979.00	4979.01 5271.00	5271.01 5564.00	5564.01 5857.00	5857.01 6150.00	6150.01 6443.00	6443.01 6736.00	6736.01 7029.00	7029.01 7321.00	7321.01 7614.00	7614.01 7907.00	7907.01 8200.00	8200.01 & OVER	
4150.01 4200.00	83	4150.01 4448.00	4448.01 4743.00	4743.01 5039.00	5039.01 5336.00	5336.01 5632.00	5632.01 5929.00	5929.01 6225.00	6225.01 6521.00	6521.01 6818.00	6818.01 7114.00	7114.01 7411.00	7411.01 7707.00	7707.01 8004.00	8004.01 8300.00	8300.01 & OVER	
4200.01 4250.00	84	4200.01 4500.00	4500.01 4800.00	4800.01 5100.00	5100.01 5400.00	5400.01 5700.00	5700.01 6000.00	6000.01 6300.00	6300.01 6600.00	6600.01 6900.00	6900.01 7200.00	7200.01 7500.00	7500.01 7800.00	7800.01 8100.00	8100.01 8400.00	8400.01 & OVER	
4250.01 4300.00	85	4250.01 4554.00	4554.01 4857.00	4857.01 5161.00	5161.01 5464.00	5464.01 5768.00	5768.01 6071.00	6071.01 6375.00	6375.01 6679.00	6679.01 6982.00	6982.01 7286.00	7286.01 7589.00	7589.01 7893.00	7893.01 8196.00	8196.01 8500.00	8500.01 & OVER	
4300.01 4350.00	86	4300.01 4807.00	4807.01 4914.00	4914.01 5221.00	5221.01 5529.00	5529.01 5836.00	5836.01 6143.00	6143.01 6450.00	6450.01 6757.00	6757.01 7064.00	7064.01 7371.00	7371.01 7679.00	7679.01 7986.00	7986.01 8293.00	8293.01 8600.00	8600.01 & OVER	
4350.01 4400.00	87	4350.01 4681.00	4681.01 4971.00	4971.01 5282.00	5282.01 5593.00	5593.01 5904.00	5904.01 6214.00	6214.01 6525.00	6525.01 6836.00	6836.01 7146.00	7146.01 7457.00	7457.01 7768.00	7768.01 8079.00	8079.01 8389.00	8389.01 8700.00	8700.01 & OVER	
4400.01 4400.01	88	4400.01 4714.00	4714.01 5029.00	5029.01 5343.00	5343.01 5657.00	5657.01 5971.00	5971.01 6286.00	6286.01 6600.00	6600.01 6914.00	6914.01 7229.00	7229.01 7543.00	7543.01 7857.00	7857.01 8171.00	8171.01 8486.00	8486.01 8800.00	8800.01 & OVER	

BENEFIT TABLE (Continued)

A	Col. B																
HIGHEST TWO QUARTER EARNINGS	WEEKLY BENEFIT AMOUNT	12 WEEKS	13 WEEKS	14 WEEKS	15 WEEKS	16 WEEKS	17 WEEKS	18 WEEKS	19 WEEKS	20 WEEKS	21 WEEKS	22 WEEKS	23 WEEKS	24 WEEKS	25 WEEKS	26 WEEKS	
4450.00		4714.00	5029.00	5343.00	5657.00	5971.00	6286.00	6600.00	6914.00	7229.00	7543.00	7857.00	8171.00	8486.00	8800.00	& OVER	
4450.01	89	4450.01	4788.01	5088.01	5404.01	5721.01	6039.01	6357.01	6675.01	6993.01	7311.01	7629.01	7946.01	8264.01	8582.01	8900.01	
4500.00		4788.00	5088.00	5404.00	5721.00	6039.00	6357.00	6675.00	6993.00	7311.00	7629.00	7946.00	8264.00	8582.00	8900.00	& OVER	
4500.01	90	4500.01	4821.01	5143.01	5484.01	5788.01	6107.01	6429.01	6750.01	7071.01	7393.01	7714.01	8036.01	8357.01	8679.01	9000.01	
4550.00		4821.00	5143.00	5484.00	5786.00	6107.00	6429.00	6750.00	7071.00	7393.00	7714.00	8036.00	8357.00	8679.00	9000.00	& OVER	
4550.01	91	4550.01	4875.01	5200.01	5525.01	5850.01	6175.01	6500.01	6825.01	7150.01	7475.01	7800.01	8125.01	8450.01	8775.01	9100.01	
4600.00		4875.00	5200.00	5525.00	5850.00	6175.00	6500.00	6825.00	7150.00	7475.00	7800.00	8125.00	8450.00	8775.00	9100.00	& OVER	
4600.01	92	4600.01	4929.01	5257.01	5588.01	5914.01	6243.01	6571.01	6900.01	7229.01	7557.01	7888.01	8214.01	8543.01	8871.01	9200.01	
4650.00		4929.00	5257.00	5588.00	5914.00	6243.00	6571.00	6900.00	7229.00	7557.00	7888.00	8214.00	8543.00	8871.00	9200.00	& OVER	
4650.01	93	4650.01	4982.01	5314.01	5648.01	5979.01	6311.01	6643.01	6975.01	7307.01	7639.01	7971.01	8304.01	8636.01	8968.01	9300.01	
4700.00		4982.00	5314.00	5648.00	5979.00	6311.00	6643.00	6975.00	7307.00	7639.00	7971.00	8304.00	8636.00	8968.00	9300.00	& OVER	
4700.01	94	4700.01	5038.01	5371.01	5707.01	6043.01	6379.01	6714.01	7050.01	7386.01	7721.01	8057.01	8393.01	8729.01	9064.01	9400.01	
4750.00		5038.00	5371.00	5707.00	6043.00	6379.00	6714.00	7050.00	7386.00	7721.00	8057.00	8393.00	8729.00	9064.00	9400.00	& OVER	
4750.01	95	4750.01	5089.01	5429.01	5768.01	6107.01	6446.01	6788.01	7125.01	7464.01	7804.01	8143.01	8482.01	8821.01	9161.01	9500.01	
4800.00		5089.00	5429.00	5768.00	6107.00	6446.00	6788.00	7125.00	7464.00	7804.00	8143.00	8482.00	8821.00	9161.00	9500.00	& OVER	
4800.01	96	4800.01	5143.01	5488.01	5829.01	6171.01	6514.01	6857.01	7200.01	7543.01	7886.01	8229.01	8571.01	8914.01	9257.01	9600.01	
4850.00		5143.00	5488.00	5829.00	6171.00	6514.00	6857.00	7200.00	7543.00	7886.00	8229.00	8571.00	8914.00	9257.00	9600.00	& OVER	
4850.01	97	4850.01	5198.01	5543.01	5889.01	6238.01	6582.01	6929.01	7275.01	7621.01	7968.01	8314.01	8661.01	9007.01	9354.01	9700.01	
4900.00		5198.00	5543.00	5889.00	6238.00	6582.00	6929.00	7275.00	7621.00	7968.00	8314.00	8661.00	9007.00	9354.00	9700.00	& OVER	
4900.01	98	4900.01	5250.01	5600.01	5950.01	6300.01	6650.01	7000.01	7350.01	7700.01	8050.01	8400.01	8750.01	9100.01	9450.01	9800.01	
4950.00		5250.00	5600.00	5950.00	6300.00	6650.00	7000.00	7350.00	7700.00	8050.00	8400.00	8750.00	9100.00	9450.00	9800.00	& OVER	
4950.01	99	4950.01	5304.01	5657.01	6011.01	6364.01	6718.01	7071.01	7425.01	7779.01	8132.01	8486.01	8839.01	9193.01	9546.01	9900.01	
5000.00		5304.00	5657.00	6011.00	6364.00	6718.00	7071.00	7425.00	7779.00	8132.00	8486.00	8839.00	9193.00	9546.00	9900.00	& OVER	
5000.01	100	5000.01	5357.01	5714.01	6071.01	6429.01	6788.01	7143.01	7500.01	7857.01	8214.01	8571.01	8929.01	9286.01	9643.01	10000.01	
5050.00		5357.00	5714.00	6071.00	6429.00	6788.00	7143.00	7500.00	7857.00	8214.00	8571.00	8929.00	9286.00	9643.00	10000.00	& OVER	
5050.01	101	5050.01	5411.01	5771.01	6132.01	6493.01	6854.01	7214.01	7575.01	7936.01	8296.01	8657.01	9018.01	9379.01	9739.01	10100.01	
6100.00		5411.00	5771.00	6132.00	6493.00	6854.00	7214.00	7575.00	7936.00	8296.00	8657.00	9018.00	9379.00	9739.00	10100.00	& OVER	
5100.01	102	5100.01	5484.01	5829.01	6193.01	6557.01	6921.01	7288.01	7650.01	8014.01	8379.01	8743.01	9107.01	9471.01	9836.01	10200.01	
6150.00		5484.00	5829.00	6193.00	6557.00	6921.00	7288.00	7650.00	8014.00	8379.00	8743.00	9107.00	9471.00	9836.00	10200.00	& OVER	
5150.01	103	5150.01	5518.01	5888.01	6254.01	6621.01	6989.01	7357.01	7725.01	8093.01	8461.01	8829.01	9198.01	9564.01	9932.01	10300.01	
5200.00		5518.00	5888.00	6254.00	6621.00	6989.00	7357.00	7725.00	8093.00	8461.00	8829.00	9198.00	9564.00	9932.00	10300.00	& OVER	
5200.01	104	5200.01	5571.01	5943.01	6314.01	6688.01	7057.01	7429.01	7800.01	8171.01	8543.01	8914.01	9286.01	9657.01	10029.01	10400.01	
6250.00		5571.00	5943.00	6314.00	6688.00	7057.00	7429.00	7800.00	8171.00	8543.00	8914.00	9286.00	9657.00	10029.00	10400.00	& OVER	
5250.01	105	5250.01	5625.01	6000.01	6375.01	6750.01	7125.01	7500.01	7875.01	8250.01	8625.01	9000.01	9375.01	9750.01	10125.01	10500.01	
5300.00		5625.00	6000.00	6375.00	6750.00	7125.00	7500.00	7875.00	8250.00	8625.00	9000.00	9375.00	9750.00	10125.00	10500.00	& OVER	

BENEFIT TABLE (Continued)

Col. A	Col. B															
HIGHEST TWO QUARTER EARNINGS	WEEKLY BENEFIT AMOUNT	12 WEEKS	13 WEEKS	14 WEEKS	15 WEEKS	16 WEEKS	17 WEEKS	18 WEEKS	19 WEEKS	20 WEEKS	21 WEEKS	22 WEEKS	23 WEEKS	24 WEEKS	25 WEEKS	26 WEEKS
5300.01	106	5300.01	5679.01	6057.01	6438.01	6814.01	7193.01	7571.01	7950.01	8329.01	8707.01	9086.01	9464.01	9843.01	10221.01	10600.01
5350.00		5679.00	6057.00	6438.00	6814.00	7193.00	7571.00	7950.00	8329.00	8707.00	9086.00	9464.00	9843.00	10221.00	10600.00	& OVER
5360.01	107	5350.01	5732.01	6114.01	6498.01	6879.01	7261.01	7643.01	8026.01	8407.01	8789.01	9171.01	9554.01	9938.01	10318.01	10700.01
5400.00		5732.00	6114.00	6498.00	6879.00	7261.00	7643.00	8026.00	8407.00	8789.00	9171.00	9554.00	9938.00	10318.00	10700.00	& OVER
5400.01	108	5400.01	5788.01	6171.01	6557.01	6943.01	7329.01	7714.01	8100.01	8486.01	8871.01	9257.01	9643.01	10029.01	10414.01	10800.01
5450.00		5788.00	6171.00	6557.00	6943.00	7329.00	7714.00	8100.00	8486.00	8871.00	9257.00	9643.00	10029.00	10414.00	10800.00	& OVER
5450.01	109	5450.01	5839.01	6229.01	6618.01	7007.01	7396.01	7786.01	8176.01	8564.01	8954.01	9343.01	9732.01	10121.01	10511.01	10900.01
5500.00		5839.00	6229.00	6618.00	7007.00	7396.00	7786.00	8176.00	8564.00	8954.00	9343.00	9732.00	10121.00	10511.00	10900.00	& OVER
5500.01	110	5500.01	5893.01	6288.01	6679.01	7071.01	7464.01	7857.01	8250.01	8643.01	9038.01	9429.01	9821.01	10214.01	10607.01	11000.01
5550.00		5893.00	6288.00	6679.00	7071.00	7464.00	7857.00	8250.00	8643.00	9038.00	9429.00	9821.00	10214.00	10607.00	11000.00	& OVER
5550.01	111	5550.01	5948.01	6343.01	6739.01	7138.01	7532.01	7929.01	8326.01	8721.01	9118.01	9514.01	9911.01	10307.01	10704.01	11100.01
5600.00		5948.00	6343.00	6739.00	7138.00	7532.00	7929.00	8326.00	8721.00	9118.00	9514.00	9911.00	10307.00	10704.00	11100.00	& OVER
5600.01	112	5600.01	6000.01	6400.01	6800.01	7200.01	7600.01	8000.01	8400.01	8800.01	9200.01	9600.01	10000.01	10400.01	10800.01	11200.01
5650.00		6000.00	6400.00	6800.00	7200.00	7600.00	8000.00	8400.00	8800.00	9200.00	9600.00	10000.00	10400.00	10800.00	11200.00	& OVER
5650.01	113	5650.01	6054.01	6467.01	6881.01	7284.01	7688.01	8071.01	8476.01	8879.01	9282.01	9686.01	10089.01	10493.01	10898.01	11300.01
5700.00		6054.00	6467.00	6881.00	7284.00	7688.00	8071.00	8476.00	8879.00	9282.00	9686.00	10089.00	10493.00	10898.00	11300.00	& OVER
5700.01	114	5700.01	6107.01	6514.01	6921.01	7329.01	7738.01	8143.01	8550.01	8957.01	9364.01	9771.01	10179.01	10588.01	10993.01	11400.01
5750.00		6107.00	6514.00	6921.00	7329.00	7738.00	8143.00	8550.00	8957.00	9364.00	9771.00	10179.00	10588.00	10993.00	11400.00	& OVER
5750.01	115	5750.01	6161.01	6571.01	6982.01	7393.01	7804.01	8214.01	8626.01	9038.01	9448.01	9857.01	10268.01	10679.01	11089.01	11500.01
5800.00		6161.00	6571.00	6982.00	7393.00	7804.00	8214.00	8626.00	9038.00	9448.00	9857.00	10268.00	10679.00	11089.00	11500.00	& OVER
5800.01	116	5800.01	6214.01	6629.01	7043.01	7457.01	7871.01	8286.01	8700.01	9114.01	9529.01	9943.01	10357.01	10771.01	11186.01	11600.01
5850.00		6214.00	6629.00	7043.00	7457.00	7871.00	8286.00	8700.00	9114.00	9529.00	9943.00	10357.00	10771.00	11186.00	11600.00	& OVER
5850.01	117	5850.01	6268.01	6686.01	7104.01	7521.01	7939.01	8357.01	8776.01	9193.01	9611.01	10029.01	10448.01	10864.01	11282.01	11700.01
5900.00		6268.00	6686.00	7104.00	7521.00	7939.00	8357.00	8776.00	9193.00	9611.00	10029.00	10448.00	10864.00	11282.00	11700.00	& OVER
5900.01	118	5900.01	6321.01	6743.01	7184.01	7688.01	8007.01	8429.01	8850.01	9271.01	9693.01	10114.01	10538.01	10957.01	11379.01	11800.01
5950.00		6321.00	6743.00	7184.00	7688.00	8007.00	8429.00	8850.00	9271.00	9693.00	10114.00	10538.00	10957.00	11379.00	11800.00	& OVER
5950.01	119	5950.01	6375.01	6800.01	7225.01	7650.01	8075.01	8500.01	8925.01	9350.01	9775.01	10200.01	10625.01	11050.01	11475.01	11900.01
6000.00		6375.00	6800.00	7225.00	7650.00	8075.00	8500.00	8925.00	9350.00	9775.00	10200.00	10625.00	11050.00	11475.00	11900.00	& OVER
6000.01	120	6000.01	6429.01	6857.01	7286.01	7714.01	8143.01	8571.01	9000.01	9429.01	9857.01	10286.01	10714.01	11143.01	11571.01	12000.01
6050.00		6429.00	6857.00	7286.00	7714.00	8143.00	8571.00	9000.00	9429.00	9857.00	10286.00	10714.00	11143.00	11571.00	12000.00	& OVER
6050.01	121	6050.01	6482.01	6914.01	7346.01	7778.01	8211.01	8643.01	9076.01	9507.01	9939.01	10371.01	10804.01	11236.01	11668.01	12100.01
6100.00		6482.00	6914.00	7346.00	7778.00	8211.00	8643.00	9076.00	9507.00	9939.00	10371.00	10804.00	11236.00	11668.00	12100.00	& OVER
6100.01	122	6100.01	6538.01	6971.01	7407.01	7843.01	8279.01	8714.01	9150.01	9586.01	10021.01	10457.01	10893.01	11329.01	11764.01	12200.01
6150.00		6538.00	6971.00	7407.00	7843.00	8279.00	8714.00	9150.00	9586.00	10021.00	10457.00	10893.00	11329.00	11764.00	12200.00	& OVER
6150.01	123	6150.01	6599.01	7029.01	7460.01	7897.01	8336.01	8786.01	9225.01	9664.01	10104.01	10543.01	10982.01	11421.01	11861.01	12300.01

BENEFIT LE (Continued)

Col. A	Col. B	12 WEEKS	13 WEEKS	14 WEEKS	15 WEEKS	16 WEEKS	17 WEEKS	18 WEEKS	19 WEEKS	20 WEEKS	21 WEEKS	22 WEEKS	23 WEEKS	24 WEEKS	25 WEEKS	26 WEEKS
HIGHEST TWO QUARTER EARNINGS	WEEKLY BENEFIT AMOUNT															
6200.00		6589.00	7029.00	7488.00	7907.00	8348.00	8788.00	9226.00	9664.00	10104.00	10543.00	10982.00	11421.00	11861.00	12300.00	& OVER
6200.01	124	6200.01	6643.01	7088.01	7529.01	7971.01	8414.01	8857.01	9300.01	9743.01	10186.01	10629.01	11071.01	11514.01	11957.01	12400.01
6250.00		6643.00	7088.00	7529.00	7971.00	8414.00	8857.00	9300.00	9743.00	10186.00	10629.00	11071.00	11514.00	11957.00	12400.00	& OVER
6250.01	125	6250.01	6698.01	7143.01	7589.01	8038.01	8482.01	8929.01	9376.01	9821.01	10268.01	10714.01	11161.01	11607.01	12054.01	12500.01
6300.00		6698.00	7143.00	7589.00	8038.00	8482.00	8929.00	9376.00	9821.00	10268.00	10714.00	11161.00	11607.00	12054.00	12500.00	& OVER
6300.01	128	6300.01	6750.01	7200.01	7650.01	8100.01	8550.01	9000.01	9450.01	9900.01	10350.01	10800.01	11250.01	11700.01	12150.01	12600.01
6350.00		6750.00	7200.00	7650.00	8100.00	8550.00	9000.00	9450.00	9900.00	10350.00	10800.00	11250.00	11700.00	12150.00	12600.00	& OVER
6350.01	127	6350.01	6804.01	7267.01	7711.01	8164.01	8618.01	9071.01	9526.01	9979.01	10432.01	10886.01	11339.01	11793.01	12248.01	12700.01
6400.00		6804.00	7267.00	7711.00	8164.00	8618.00	9071.00	9526.00	9979.00	10432.00	10886.00	11339.00	11793.00	12248.00	12700.00	& OVER
6400.01	128	6400.01	6857.01	7314.01	7771.01	8229.01	8688.01	9143.01	9600.01	10057.01	10514.01	10971.01	11429.01	11888.01	12343.01	12800.01
6450.00		6857.00	7314.00	7771.00	8229.00	8688.00	9143.00	9600.00	10057.00	10514.00	10971.00	11429.00	11888.00	12343.00	12800.00	& OVER
6450.01	129	6450.01	6911.01	7371.01	7832.01	8293.01	8754.01	9214.01	9676.01	10138.01	10598.01	11057.01	11518.01	11979.01	12439.01	12900.01
6500.00		6911.00	7371.00	7832.00	8293.00	8754.00	9214.00	9676.00	10138.00	10598.00	11057.00	11518.00	11979.00	12439.00	12900.00	& OVER
6500.01	130	6500.01	6964.01	7429.01	7893.01	8357.01	8821.01	9286.01	9750.01	10214.01	10679.01	11143.01	11607.01	12071.01	12538.01	13000.01
6550.00		6964.00	7429.00	7893.00	8357.00	8821.00	9286.00	9750.00	10214.00	10679.00	11143.00	11607.00	12071.00	12538.00	13000.00	& OVER
6550.01	131	6550.01	7018.01	7488.01	7954.01	8421.01	8889.01	9357.01	9826.01	10293.01	10761.01	11229.01	11698.01	12164.01	12632.01	13100.01
6600.00		7018.00	7488.00	7954.00	8421.00	8889.00	9357.00	9826.00	10293.00	10761.00	11229.00	11698.00	12164.00	12632.00	13100.00	& OVER
6600.01	132	6600.01	7071.01	7543.01	8014.01	8488.01	8957.01	9429.01	9900.01	10371.01	10843.01	11314.01	11786.01	12257.01	12729.01	13200.01
6650.00		7071.00	7543.00	8014.00	8488.00	8957.00	9429.00	9900.00	10371.00	10843.00	11314.00	11786.00	12257.00	12729.00	13200.00	& OVER
6650.01	133	6650.01	7125.01	7600.01	8076.01	8550.01	9025.01	9500.01	9976.01	10450.01	10925.01	11400.01	11875.01	12350.01	12825.01	13300.01
6700.00		7125.00	7600.00	8076.00	8550.00	9025.00	9500.00	9976.00	10450.00	10925.00	11400.00	11875.00	12350.00	12825.00	13300.00	& OVER
6700.01	134	6700.01	7179.01	7657.01	8138.01	8614.01	9093.01	9571.01	10050.01	10529.01	11007.01	11486.01	11964.01	12443.01	12921.01	13400.01
6750.00		7179.00	7657.00	8138.00	8614.00	9093.00	9571.00	10050.00	10529.00	11007.00	11486.00	11964.00	12443.00	12921.00	13400.00	& OVER
6750.01	135	6750.01	7232.01	7714.01	8198.01	8679.01	9161.01	9643.01	10125.01	10607.01	11089.01	11571.01	12054.01	12538.01	13018.01	13500.01
6800.00		7232.00	7714.00	8198.00	8679.00	9161.00	9643.00	10125.00	10607.00	11089.00	11571.00	12054.00	12538.00	13018.00	13500.00	& OVER
6800.01	136	6800.01	7286.01	7771.01	8257.01	8743.01	9229.01	9714.01	10200.01	10686.01	11171.01	11657.01	12143.01	12629.01	13114.01	13600.01
6850.00		7286.00	7771.00	8257.00	8743.00	9229.00	9714.00	10200.00	10686.00	11171.00	11657.00	12143.00	12629.00	13114.00	13600.00	& OVER
6850.01	137	6850.01	7339.01	7829.01	8318.01	8807.01	9298.01	9786.01	10276.01	10764.01	11254.01	11743.01	12232.01	12721.01	13211.01	13700.01
6900.00		7339.00	7829.00	8318.00	8807.00	9298.00	9786.00	10276.00	10764.00	11254.00	11743.00	12232.00	12721.00	13211.00	13700.00	& OVER
6900.01	138	6900.01	7393.01	7888.01	8379.01	8871.01	9364.01	9857.01	10350.01	10843.01	11338.01	11829.01	12321.01	12814.01	13307.01	13800.01
6950.00		7393.00	7888.00	8379.00	8871.00	9364.00	9857.00	10350.00	10843.00	11338.00	11829.00	12321.00	12814.00	13307.00	13800.00	& OVER
6950.01	139	6950.01	7446.01	7943.01	8439.01	8938.01	9432.01	9929.01	10425.01	10921.01	11418.01	11914.01	12411.01	12907.01	13404.01	13900.01
7000.00		7446.00	7943.00	8439.00	8938.00	9432.00	9929.00	10425.00	10921.00	11418.00	11914.00	12411.00	12907.00	13404.00	13900.00	& OVER
7000.01	140	7000.01	7500.01	8000.01	8500.01	9000.01	9500.01	10000.01	10500.01	11000.01	11500.01	12000.01	12500.01	13000.01	13500.01	14000.01
7050.00		7500.00	8000.00	8500.00	9000.00	9500.00	10000.00	10500.00	11000.00	11500.00	12000.00	12500.00	13000.00	13500.00	14000.00	& OVER

BENEFIT TABLE (Continued)

Col. A	Col. B															
HIGHEST TWO QUARTER EARNINGS	WEEKLY BENEFIT AMOUNT	12 WEEKS	13 WEEKS	14 WEEKS	15 WEEKS	16 WEEKS	17 WEEKS	18 WEEKS	19 WEEKS	20 WEEKS	21 WEEKS	22 WEEKS	23 WEEKS	24 WEEKS	25 WEEKS	26 WEEKS
7050.01	141	7050.01	7554.01	8057.01	8561.01	9064.01	9568.01	10071.01	10575.01	11079.01	11582.01	12086.01	12589.01	13093.01	13598.01	14100.01
7100.00		7554.00	8057.00	8561.00	9064.00	9568.00	10071.00	10575.00	11079.00	11582.00	12086.00	12589.00	13093.00	13598.00	14100.00	& OVER
7100.01	142	7100.01	7607.01	8114.01	8621.01	9129.01	9636.01	10143.01	10650.01	11157.01	11664.01	12171.01	12679.01	13186.01	13693.01	14200.01
7150.00		7607.00	8114.00	8621.00	9129.00	9636.00	10143.00	10650.00	11157.00	11664.00	12171.00	12679.00	13186.00	13693.00	14200.00	& OVER
7150.01	143	7150.01	7661.01	8171.01	8682.01	9193.01	9704.01	10214.01	10725.01	11236.01	11746.01	12257.01	12768.01	13279.01	13789.01	14300.01
7200.00		7661.00	8171.00	8682.00	9193.00	9704.00	10214.00	10725.00	11236.00	11746.00	12257.00	12768.00	13279.00	13789.00	14300.00	& OVER
7200.01	144	7200.01	7714.01	8229.01	8743.01	9257.01	9771.01	10286.01	10800.01	11314.01	11829.01	12343.01	12857.01	13371.01	13886.01	14400.01
7250.00		7714.00	8229.00	8743.00	9257.00	9771.00	10286.00	10800.00	11314.00	11829.00	12343.00	12857.00	13371.00	13886.00	14400.00	& OVER
7250.01	145	7250.01	7768.01	8286.01	8804.01	9321.01	9839.01	10357.01	10875.01	11393.01	11911.01	12429.01	12948.01	13464.01	13982.01	14500.01
7300.00		7768.00	8286.00	8804.00	9321.00	9839.00	10357.00	10875.00	11393.00	11911.00	12429.00	12948.00	13464.00	13982.00	14500.00	& OVER
7300.01	146	7300.01	7821.01	8343.01	8864.01	9386.01	9907.01	10429.01	10950.01	11471.01	11993.01	12514.01	13036.01	13557.01	14079.01	14600.01
7350.00		7821.00	8343.00	8864.00	9386.00	9907.00	10429.00	10950.00	11471.00	11993.00	12514.00	13036.00	13557.00	14079.00	14600.00	& OVER
7350.01	147	7350.01	7875.01	8400.01	8925.01	9450.01	9975.01	10500.01	11025.01	11550.01	12075.01	12600.01	13125.01	13650.01	14175.01	14700.01
7400.00		7875.00	8400.00	8925.00	9450.00	9975.00	10500.00	11025.00	11550.00	12075.00	12600.00	13125.00	13650.00	14175.00	14700.00	& OVER
7400.01	148	7400.01	7929.01	8457.01	8986.01	9514.01	10043.01	10571.01	11100.01	11629.01	12157.01	12686.01	13214.01	13743.01	14271.01	14800.01
7450.00		7929.00	8457.00	8986.00	9514.00	10043.00	10571.00	11100.00	11629.00	12157.00	12686.00	13214.00	13743.00	14271.00	14800.00	& OVER
7450.01	149	7450.01	7982.01	8514.01	9046.01	9579.01	10111.01	10643.01	11175.01	11707.01	12239.01	12771.01	13304.01	13836.01	14368.01	14900.01
7500.00		7982.00	8514.00	9046.00	9579.00	10111.00	10643.00	11175.00	11707.00	12239.00	12771.00	13304.00	13836.00	14368.00	14900.00	& OVER
7500.01	150	7500.01	8036.01	8571.01	9107.01	9643.01	10179.01	10714.01	11250.01	11786.01	12321.01	12857.01	13393.01	13929.01	14464.01	15000.01
7550.00		8036.00	8571.00	9107.00	9643.00	10179.00	10714.00	11250.00	11786.00	12321.00	12857.00	13393.00	13929.00	14464.00	15000.00	& OVER
7550.01	151	7550.01	8089.01	8629.01	9168.01	9707.01	10246.01	10786.01	11325.01	11864.01	12404.01	12943.01	13482.01	14021.01	14561.01	15100.01
7600.00		8089.00	8629.00	9168.00	9707.00	10246.00	10786.00	11325.00	11864.00	12404.00	12943.00	13482.00	14021.00	14561.00	15100.00	& OVER
7600.01	152	7600.01	8143.01	8686.01	9229.01	9771.01	10314.01	10857.01	11400.01	11943.01	12486.01	13029.01	13571.01	14114.01	14657.01	15200.01
7650.00		8143.00	8686.00	9229.00	9771.00	10314.00	10857.00	11400.00	11943.00	12486.00	13029.00	13571.00	14114.00	14657.00	15200.00	& OVER
7650.01	153	7650.01	8198.01	8743.01	9289.01	9836.01	10382.01	10929.01	11475.01	12021.01	12568.01	13114.01	13661.01	14207.01	14754.01	15300.01
7700.00		8198.00	8743.00	9289.00	9836.00	10382.00	10929.00	11475.00	12021.00	12568.00	13114.00	13661.00	14207.00	14754.00	15300.00	& OVER
7700.01	154	7700.01	8250.01	8800.01	9350.01	9900.01	10450.01	11000.01	11550.01	12100.01	12650.01	13200.01	13750.01	14300.01	14850.01	15400.01
7750.00		8250.00	8800.00	9350.00	9900.00	10450.00	11000.00	11550.00	12100.00	12650.00	13200.00	13750.00	14300.00	14850.00	15400.00	& OVER
7750.01	155	7750.01	8304.01	8857.01	9411.01	9964.01	10518.01	11071.01	11625.01	12179.01	12732.01	13286.01	13839.01	14393.01	14946.01	15500.01
7800.00		8304.00	8857.00	9411.00	9964.00	10518.00	11071.00	11625.00	12179.00	12732.00	13286.00	13839.00	14393.00	14946.00	15500.00	& OVER
7800.01	156	7800.01	8357.01	8914.01	9471.01	10029.01	10586.01	11143.01	11700.01	12257.01	12814.01	13371.01	13929.01	14486.01	15043.01	15600.01
7850.00		8357.00	8914.00	9471.00	10029.00	10586.00	11143.00	11700.00	12257.00	12814.00	13371.00	13929.00	14486.00	15043.00	15600.00	& OVER
7850.01	157	7850.01	8411.01	8971.01	9532.01	10093.01	10654.01	11214.01	11775.01	12336.01	12896.01	13457.01	14018.01	14579.01	15139.01	15700.01
7900.00		8411.00	8971.00	9532.00	10093.00	10654.00	11214.00	11775.00	12336.00	12896.00	13457.00	14018.00	14579.00	15139.00	15700.00	& OVER
7900.01	158	7900.01	8464.01	9029.01	9593.01	10157.01	10721.01	11286.01	11850.01	12414.01	12979.01	13543.01	14107.01	14671.01	15236.01	15800.01

BENEFIT BLE (Continued)

Col. A	Col. B	12 WEEKS	13 WEEKS	14 WEEKS	15 WEEKS	16 WEEKS	17 WEEKS	18 WEEKS	19 WEEKS	20 WEEKS	21 WEEKS	22 WEEKS	23 WEEKS	24 WEEKS	25 WEEKS	26 WEEKS
HIGHEST TWO QUARTER EARNINGS	WEEKLY BENEFIT AMOUNT															
7950.00		8464.00	9029.00	9593.00	10157.00	10721.00	11286.00	11850.00	12414.00	12978.00	13543.00	14107.00	14671.00	15236.00	15800.00	& OVER
7950.01	159	7950.01	8518.01	9086.01	9654.01	10221.01	10789.01	11357.01	11925.01	12493.01	13061.01	13629.01	14198.01	14764.01	15332.01	15900.01
8000.00		8518.00	9086.00	9654.00	10221.00	10789.00	11357.00	11925.00	12493.00	13061.00	13629.00	14198.00	14764.00	15332.00	15900.00	& OVER
8000.01	160	8000.01	8571.01	9143.01	9714.01	10286.01	10857.01	11428.01	12000.01	12571.01	13143.01	13714.01	14286.01	14857.01	15429.01	16000.01
8050.00		8571.00	9143.00	9714.00	10286.00	10857.00	11428.00	12000.00	12571.00	13143.00	13714.00	14286.00	14857.00	15429.00	16000.00	& OVER
8050.01	161	8050.01	8625.01	9200.01	9775.01	10350.01	10925.01	11500.01	12075.01	12650.01	13225.01	13800.01	14375.01	14950.01	15525.01	16100.01
8100.00		8625.00	9200.00	9775.00	10350.00	10925.00	11500.00	12075.00	12650.00	13225.00	13800.00	14375.00	14950.00	15525.00	16100.00	& OVER
8100.01	162	8100.01	8679.01	9257.01	9836.01	10414.01	10993.01	11571.01	12150.01	12729.01	13307.01	13886.01	14464.01	15043.01	15621.01	16200.01
8150.00		8679.00	9257.00	9836.00	10414.00	10993.00	11571.00	12150.00	12729.00	13307.00	13886.00	14464.00	15043.00	15621.00	16200.00	& OVER
8150.01	163	8150.01	8732.01	9314.01	9896.01	10479.01	11061.01	11643.01	12225.01	12807.01	13389.01	13971.01	14554.01	15136.01	15718.01	16300.01
8200.00		8732.00	9314.00	9896.00	10479.00	11061.00	11643.00	12225.00	12807.00	13389.00	13971.00	14554.00	15136.00	15718.00	16300.00	& OVER
8200.01	164	8200.01	8786.01	9371.01	9957.01	10543.01	11129.01	11714.01	12300.01	12886.01	13471.01	14057.01	14643.01	15229.01	15814.01	16400.01
8250.00		8786.00	9371.00	9957.00	10543.00	11129.00	11714.00	12300.00	12886.00	13471.00	14057.00	14643.00	15229.00	15814.00	16400.00	& OVER
8250.01	165	8250.01	8839.01	9429.01	10018.01	10607.01	11198.01	11789.01	12376.01	12964.01	13554.01	14143.01	14732.01	15321.01	15911.01	16500.01
8300.00		8839.00	9429.00	10018.00	10607.00	11198.00	11788.00	12375.00	12964.00	13554.00	14143.00	14732.00	15321.00	15911.00	16500.00	& OVER
8300.01	166	8300.01	8893.01	9486.01	10079.01	10671.01	11264.01	11857.01	12450.01	13043.01	13636.01	14229.01	14821.01	15414.01	16007.01	16600.01
8350.00		8893.00	9486.00	10079.00	10671.00	11264.00	11857.00	12450.00	13043.00	13636.00	14229.00	14821.00	15414.00	16007.00	16600.00	& OVER
8350.01	167	8350.01	8946.01	9543.01	10139.01	10736.01	11332.01	11929.01	12525.01	13121.01	13718.01	14314.01	14911.01	15507.01	16104.01	16700.01
8400.00		8946.00	9543.00	10139.00	10736.00	11332.00	11929.00	12525.00	13121.00	13718.00	14314.00	14911.00	15507.00	16104.00	16700.00	& OVER
8400.01	168	8400.01	9000.01	9600.01	10200.01	10800.01	11400.01	12000.01	12600.01	13200.01	13800.01	14400.01	15000.01	15600.01	16200.01	16800.01
8450.00		9000.00	9600.00	10200.00	10800.00	11400.00	12000.00	12600.00	13200.00	13800.00	14400.00	15000.00	15600.00	16200.00	16800.00	& OVER
8450.01	169	8450.01	9054.01	9657.01	10261.01	10864.01	11468.01	12071.01	12675.01	13279.01	13882.01	14486.01	15089.01	15693.01	16298.01	16900.01
8500.00		9054.00	9657.00	10261.00	10864.00	11468.00	12071.00	12675.00	13279.00	13882.00	14486.00	15089.00	15693.00	16298.00	16900.00	& OVER
8500.01	170	8500.01	9107.01	9714.01	10321.01	10929.01	11538.01	12143.01	12750.01	13357.01	13964.01	14571.01	15179.01	15788.01	16393.01	17000.01
8550.00		9107.00	9714.00	10321.00	10929.00	11538.00	12143.00	12750.00	13357.00	13964.00	14571.00	15179.00	15786.00	16393.00	17000.00	& OVER
8550.01	171	8550.01	9161.01	9771.01	10382.01	10993.01	11604.01	12214.01	12825.01	13436.01	14046.01	14657.01	15268.01	15879.01	16489.01	17100.01
8600.00		9161.00	9771.00	10382.00	10993.00	11604.00	12214.00	12825.00	13436.00	14046.00	14657.00	15268.00	15879.00	16489.00	17100.00	& OVER
8600.01	172	8600.01	9214.01	9829.01	10443.01	11057.01	11671.01	12286.01	12900.01	13514.01	14129.01	14743.01	15357.01	15971.01	16586.01	17200.01
8650.00		9214.00	9829.00	10443.00	11057.00	11671.00	12286.00	12900.00	13514.00	14129.00	14743.00	15357.00	15971.00	16586.00	17200.00	& OVER
8650.01	173	8650.01	9268.01	9886.01	10504.01	11121.01	11739.01	12357.01	12975.01	13593.01	14211.01	14829.01	15446.01	16064.01	16682.01	17300.01
8700.00		9268.00	9886.00	10504.00	11121.00	11739.00	12357.00	12975.00	13593.00	14211.00	14829.00	15446.00	16064.00	16682.00	17300.00	& OVER
8700.01	174	8700.01	9321.01	9943.01	10564.01	11188.01	11807.01	12429.01	13050.01	13671.01	14293.01	14914.01	15536.01	16157.01	16779.01	17400.01
8750.00		9321.00	9943.00	10564.00	11189.00	11807.00	12429.00	13050.00	13671.00	14293.00	14914.00	15536.00	16157.00	16779.00	17400.00	& OVER
8750.01	175	8750.01	9375.01	10000.01	10625.01	11250.01	11875.01	12500.01	13125.01	13750.01	14375.01	15000.01	15625.01	16250.01	16875.01	17500.01
8800.00		9375.00	10000.00	10625.00	11250.00	11875.00	12500.00	13125.00	13750.00	14375.00	15000.00	15625.00	16250.00	16875.00	17500.00	& OVER

BENEFIT TABLE (Continued)

Col. A	Col. B															
HIGHEST TWO QUARTER EARNINGS	WEEKLY BENEFIT AMOUNT	12 WEEKS	13 WEEKS	14 WEEKS	15 WEEKS	16 WEEKS	17 WEEKS	18 WEEKS	19 WEEKS	20 WEEKS	21 WEEKS	22 WEEKS	23 WEEKS	24 WEEKS	25 WEEKS	26 WEEKS
8800.01	176	8800.01	9429.01	10057.01	10686.01	11314.01	11943.01	12571.01	13200.01	13829.01	14457.01	15086.01	15714.01	16343.01	16971.01	17600.01
8850.00		8429.00	10057.00	10686.00	11314.00	11943.00	12571.00	13200.00	13829.00	14457.00	15086.00	15714.00	16343.00	16971.00	17600.00	& OVER
8850.01	177	8850.01	9482.01	10114.01	10746.01	11379.01	12011.01	12643.01	13275.01	13907.01	14539.01	15171.01	15804.01	16436.01	17068.01	17700.01
8900.00		9482.00	10114.00	10746.00	11379.00	12011.00	12643.00	13275.00	13907.00	14539.00	15171.00	15804.00	16436.00	17068.00	17700.00	& OVER
8900.01	178	8900.01	9538.01	10171.01	10807.01	11443.01	12079.01	12714.01	13350.01	13986.01	14621.01	15257.01	15893.01	16529.01	17164.01	17800.01
8950.00		9538.00	10171.00	10807.00	11443.00	12079.00	12714.00	13350.00	13986.00	14621.00	15257.00	15893.00	16529.00	17164.00	17800.00	& OVER
8950.01	179	8950.01	9589.01	10229.01	10868.01	11507.01	12146.01	12786.01	13425.01	14064.01	14704.01	15343.01	15982.01	16621.01	17261.01	17900.01
9000.00		9589.00	10229.00	10868.00	11507.00	12146.00	12786.00	13425.00	14064.00	14704.00	15343.00	15982.00	16621.00	17261.00	17900.00	& OVER
9000.01	180	9000.01	9643.01	10286.01	10929.01	11571.01	12214.01	12857.01	13500.01	14143.01	14786.01	15429.01	16071.01	16714.01	17357.01	18000.01
9050.00		9643.00	10286.00	10929.00	11571.00	12214.00	12857.00	13500.00	14143.00	14786.00	15429.00	16071.00	16714.00	17357.00	18000.00	& OVER
9050.01	181	9050.01	9698.01	10343.01	10989.01	11636.01	12282.01	12929.01	13575.01	14221.01	14868.01	15514.01	16161.01	16807.01	17454.01	18100.01
9100.00		9698.00	10343.00	10989.00	11636.00	12282.00	12929.00	13575.00	14221.00	14868.00	15514.00	16161.00	16807.00	17454.00	18100.00	& OVER
9100.01	182	9100.01	9750.01	10400.01	11050.01	11700.01	12350.01	13000.01	13650.01	14300.01	14950.01	15600.01	16250.01	16900.01	17550.01	18200.01
9150.00		9750.00	10400.00	11050.00	11700.00	12350.00	13000.00	13650.00	14300.00	14950.00	15600.00	16250.00	16900.00	17550.00	18200.00	& OVER
9150.01	183	9150.01	9804.01	10457.01	11111.01	11764.01	12418.01	13071.01	13725.01	14379.01	15032.01	15686.01	16339.01	16993.01	17646.01	18300.01
9200.00		9804.00	10457.00	11111.00	11764.00	12418.00	13071.00	13725.00	14379.00	15032.00	15686.00	16339.00	16993.00	17646.00	18300.00	& OVER
9200.01	184	9200.01	9857.01	10514.01	11171.01	11829.01	12486.01	13143.01	13800.01	14457.01	15114.01	15771.01	16429.01	17086.01	17743.01	18400.01
9250.00		9857.00	10514.00	11171.00	11829.00	12486.00	13143.00	13800.00	14457.00	15114.00	15771.00	16429.00	17086.00	17743.00	18400.00	& OVER
9250.01	185	9250.01	9911.01	10571.01	11232.01	11893.01	12554.01	13214.01	13875.01	14536.01	15196.01	15857.01	16518.01	17179.01	17839.01	18500.01
9300.00		9911.00	10571.00	11232.00	11893.00	12554.00	13214.00	13875.00	14536.00	15196.00	15857.00	16518.00	17179.00	17839.00	18500.00	& OVER
9300.01	186	9300.01	9964.01	10629.01	11293.01	11957.01	12621.01	13285.01	13950.01	14614.01	15279.01	15943.01	16607.01	17271.01	17936.01	18600.01
9350.00		9964.00	10629.00	11293.00	11957.00	12621.00	13285.00	13950.00	14614.00	15279.00	15943.00	16607.00	17271.00	17936.00	18600.00	& OVER
9350.01	187	9350.01	10018.01	10688.01	11354.01	12021.01	12689.01	13357.01	14025.01	14693.01	15361.01	16029.01	16698.01	17364.01	18032.01	18700.01
9400.00		10018.00	10688.00	11354.00	12021.00	12689.00	13357.00	14025.00	14693.00	15361.00	16029.00	16698.00	17364.00	18032.00	18700.00	& OVER
9400.01	188	9400.01	10071.01	10743.01	11414.01	12086.01	12757.01	13429.01	14100.01	14771.01	15443.01	16114.01	16786.01	17457.01	18129.01	18800.01
9450.00		10071.00	10743.00	11414.00	12086.00	12757.00	13429.00	14100.00	14771.00	15443.00	16114.00	16786.00	17457.00	18129.00	18800.00	& OVER
9450.01	189	9450.01	10125.01	10800.01	11475.01	12150.01	12825.01	13500.01	14175.01	14850.01	15525.01	16200.01	16875.01	17550.01	18225.01	18900.01
9500.00		10125.00	10800.00	11475.00	12150.00	12825.00	13500.00	14175.00	14850.00	15525.00	16200.00	16875.00	17550.00	18225.00	18900.00	& OVER
9500.01	190	9500.01	10179.01	10857.01	11536.01	12214.01	12893.01	13571.01	14250.01	14929.01	15607.01	16286.01	16964.01	17643.01	18321.01	19000.01
9550.00		10179.00	10857.00	11536.00	12214.00	12893.00	13571.00	14250.00	14929.00	15607.00	16286.00	16964.00	17643.00	18321.00	19000.00	& OVER
9550.01	191	9550.01	10232.01	10914.01	11598.01	12279.01	12961.01	13643.01	14325.01	15007.01	15689.01	16371.01	17054.01	17736.01	18418.01	19100.01
9600.00		10232.00	10914.00	11598.00	12279.00	12961.00	13643.00	14325.00	15007.00	15689.00	16371.00	17054.00	17736.00	18418.00	19100.00	& OVER
9600.01	192	9600.01	10286.01	10971.01	11657.01	12343.01	13029.01	13714.01	14400.01	15086.01	15771.01	16457.01	17143.01	17829.01	18514.01	19200.01
9650.00		10286.00	10971.00	11657.00	12343.00	13029.00	13714.00	14400.00	15086.00	15771.00	16457.00	17143.00	17829.00	18514.00	19200.00	& OVER
9650.01	193	9650.01	10339.01	11029.01	11718.01	12407.01	13098.01	13786.01	14475.01	15164.01	15854.01	16543.01	17232.01	17921.01	18611.01	19300.01

BENEFIT TABLE (Continued)

Col. A	Col. B															
HIGHEST TWO QUARTER EARNINGS	WEEKLY BENEFIT AMOUNT	12 WEEKS	13 WEEKS	14 WEEKS	15 WEEKS	16 WEEKS	17 WEEKS	18 WEEKS	19 WEEKS	20 WEEKS	21 WEEKS	22 WEEKS	23 WEEKS	24 WEEKS	25 WEEKS	26 WEEKS
9700.00		10339.00	11029.00	11718.00	12407.00	13096.00	13786.00	14475.00	15164.00	15854.00	16543.00	17232.00	17921.00	18611.00	19300.00	& OVER
9700.01	194	9700.01	10393.01	11088.01	11779.01	12471.01	13164.01	13857.01	14550.01	15243.01	15936.01	16629.01	17321.01	18014.01	18707.01	19400.01
9750.00		10393.00	11088.00	11779.00	12471.00	13164.00	13857.00	14550.00	15243.00	15936.00	16629.00	17321.00	18014.00	18707.00	19400.00	& OVER
9750.01	195	9750.01	10446.01	11143.01	11839.01	12530.01	13227.01	13929.01	14626.01	15321.01	16018.01	16714.01	17411.01	18107.01	18804.01	19500.01
9800.00		10446.00	11143.00	11839.00	12530.00	13227.00	13929.00	14626.00	15321.00	16018.00	16714.00	17411.00	18107.00	18804.00	19500.00	& OVER
9800.01	196	9800.01	10500.01	11200.01	11900.01	12600.01	13300.01	14000.01	14700.01	15400.01	16100.01	16800.01	17500.01	18200.01	18900.01	19600.01
9850.00		10500.00	11200.00	11900.00	12600.00	13300.00	14000.00	14700.00	15400.00	16100.00	16800.00	17500.00	18200.00	18900.00	19600.00	& OVER
9850.01	197	9850.01	10554.01	11267.01	11981.01	12694.01	13408.01	14121.01	14835.01	15549.01	16263.01	16977.01	17691.01	18405.01	19119.01	19833.01
9900.00		10554.00	11267.00	11981.00	12694.00	13408.00	14121.00	14835.00	15549.00	16263.00	16977.00	17691.00	18405.00	19119.00	19833.00	& OVER
9900.01	198	9900.01	10607.01	11314.01	12021.01	12729.01	13438.01	14143.01	14850.01	15557.01	16264.01	16971.01	17679.01	18386.01	19093.01	19800.01
9950.00		10607.00	11314.00	12021.00	12729.00	13438.00	14143.00	14850.00	15557.00	16264.00	16971.00	17679.00	18386.00	19093.00	19800.00	& OVER
9950.01	199	9950.01	10661.01	11371.01	12082.01	12793.01	13504.01	14214.01	14925.01	15636.01	16346.01	17057.01	17768.01	18479.01	19189.01	19900.01
10000.00		10661.00	11371.00	12082.00	12793.00	13504.00	14214.00	14925.00	15636.00	16346.00	17057.00	17768.00	18479.00	19189.00	19900.00	& OVER
10000.01	200	10000.01	10714.01	11429.01	12143.01	12857.01	13571.01	14286.01	15000.01	15714.01	16429.01	17143.01	17857.01	18571.01	19286.01	20000.01
10050.00		10714.00	11429.00	12143.00	12857.00	13571.00	14286.00	15000.00	15714.00	16429.00	17143.00	17857.00	18571.00	19286.00	20000.00	& OVER
10050.01	201	10050.01	10768.01	11486.01	12204.01	12921.01	13639.01	14357.01	15075.01	15793.01	16511.01	17229.01	17946.01	18664.01	19382.01	20100.01
10100.00		10768.00	11486.00	12204.00	12921.00	13639.00	14357.00	15075.00	15793.00	16511.00	17229.00	17946.00	18664.00	19382.00	20100.00	& OVER
10100.01	202	10100.01	10821.01	11543.01	12264.01	12989.01	13707.01	14429.01	15150.01	15871.01	16593.01	17314.01	18036.01	18757.01	19479.01	20200.01
10150.00		10821.00	11543.00	12264.00	12989.00	13707.00	14429.00	15150.00	15871.00	16593.00	17314.00	18036.00	18757.00	19479.00	20200.00	& OVER
10150.01	203	10150.01	10875.01	11600.01	12325.01	13050.01	13775.01	14500.01	15225.01	15950.01	16675.01	17400.01	18125.01	18850.01	19575.01	20300.01
10200.00		10875.00	11600.00	12325.00	13050.00	13775.00	14500.00	15225.00	15950.00	16675.00	17400.00	18125.00	18850.00	19575.00	20300.00	& OVER
10200.01	204	10200.01	10929.01	11657.01	12388.01	13114.01	13843.01	14571.01	15300.01	16029.01	16757.01	17486.01	18214.01	18943.01	19671.01	20400.01
10250.00		10929.00	11657.00	12388.00	13114.00	13843.00	14571.00	15300.00	16029.00	16757.00	17486.00	18214.00	18943.00	19671.00	20400.00	& OVER
10250.01	205	10250.01	10982.01	11714.01	12448.01	13179.01	13911.01	14643.01	15375.01	16107.01	16839.01	17571.01	18304.01	19036.01	19768.01	20500.01
10300.00		10982.00	11714.00	12448.00	13179.00	13911.00	14643.00	15375.00	16107.00	16839.00	17571.00	18304.00	19036.00	19768.00	20500.00	& OVER
10300.01	206	10300.01	11036.01	11771.01	12507.01	13243.01	13979.01	14714.01	15450.01	16186.01	16921.01	17657.01	18393.01	19129.01	19864.01	20600.01
10350.00		11036.00	11771.00	12507.00	13243.00	13979.00	14714.00	15450.00	16186.00	16921.00	17657.00	18393.00	19129.00	19864.00	20600.00	& OVER
10350.01	207	10350.01	11089.01	11829.01	12568.01	13307.01	14048.01	14789.01	15525.01	16264.01	17004.01	17743.01	18482.01	19221.01	19961.01	20700.01
10400.00		11089.00	11829.00	12568.00	13307.00	14048.00	14789.00	15525.00	16264.00	17004.00	17743.00	18482.00	19221.00	19961.00	20700.00	& OVER
10400.01	208	10400.01	11143.01	11886.01	12629.01	13371.01	14114.01	14857.01	15600.01	16343.01	17086.01	17829.01	18571.01	19314.01	20057.01	20800.01
10450.00		11143.00	11886.00	12629.00	13371.00	14114.00	14857.00	15600.00	16343.00	17086.00	17829.00	18571.00	19314.00	20057.00	20800.00	& OVER
10450.01	209	10450.01	11198.01	11943.01	12689.01	13438.01	14182.01	14929.01	15675.01	16421.01	17168.01	17914.01	18661.01	19407.01	20154.01	20900.01
10500.00		11198.00	11943.00	12689.00	13438.00	14182.00	14929.00	15675.00	16421.00	17168.00	17914.00	18661.00	19407.00	20154.00	20900.00	& OVER
10500.01	210	10500.01	11250.01	12000.01	12750.01	13500.01	14250.01	15000.01	15750.01	16500.01	17250.01	18000.01	18750.01	19500.01	20250.01	21000.01
10550.00		11250.00	12000.00	12750.00	13500.00	14250.00	15000.00	15750.00	16500.00	17250.00	18000.00	18750.00	19500.00	20250.00	21000.00	& OVER

BENEFIT TABLE (Continued)

Col. A	Col. B																
HIGHEST TWO QUARTER EARNINGS	WEEKLY BENEFIT AMOUNT	12 WEEKS	13 WEEKS	14 WEEKS	15 WEEKS	16 WEEKS	17 WEEKS	18 WEEKS	19 WEEKS	20 WEEKS	21 WEEKS	22 WEEKS	23 WEEKS	24 WEEKS	25 WEEKS	26 WEEKS	
10550.01	211	10550.01	11304.01	12057.01	12811.01	13564.01	14318.01	15071.01	15825.01	16579.01	17332.01	18086.01	18839.01	19593.01	20346.01	21100.01	
10600.00		11304.00	12057.00	12811.00	13564.00	14318.00	15071.00	15825.00	16579.00	17332.00	18086.00	18839.00	19593.00	20346.00	21100.00	& OVER	
10600.01	212	10600.01	11357.01	12114.01	12871.01	13628.01	14388.01	15143.01	15900.01	16657.01	17414.01	18171.01	18929.01	19686.01	20443.01	21200.01	
10650.00		11357.00	12114.00	12871.00	13629.00	14388.00	15143.00	15900.00	16657.00	17414.00	18171.00	18929.00	19686.00	20443.00	21200.00	& OVER	
10650.01	213	10650.01	11411.01	12171.01	12932.01	13693.01	14454.01	15214.01	15975.01	16738.01	17498.01	18257.01	19018.01	19779.01	20539.01	21300.01	
10700.00		11411.00	12171.00	12932.00	13693.00	14454.00	15214.00	15975.00	16738.00	17498.00	18257.00	19018.00	19779.00	20539.00	21300.00	& OVER	
10700.01	214	10700.01	11464.01	12229.01	12993.01	13757.01	14521.01	15286.01	16050.01	16814.01	17579.01	18343.01	19107.01	19871.01	20636.01	21400.01	
10750.00		11464.00	12229.00	12993.00	13767.00	14521.00	15286.00	16050.00	16814.00	17579.00	18343.00	19107.00	19871.00	20636.00	21400.00	& OVER	
10750.01	215	10750.01	11518.01	12286.01	13054.01	13821.01	14589.01	15357.01	16125.01	16893.01	17661.01	18429.01	19196.01	19964.01	20732.01	21500.01	
10800.00		11518.00	12286.00	13054.00	13821.00	14589.00	15357.00	16125.00	16893.00	17661.00	18429.00	19196.00	19964.00	20732.00	21500.00	& OVER	
10800.01	216	10800.01	11571.01	12343.01	13114.01	13886.01	14657.01	15429.01	16200.01	16971.01	17743.01	18514.01	19286.01	20057.01	20829.01	21600.01	
10850.00		11571.00	12343.00	13114.00	13886.00	14657.00	15429.00	16200.00	16971.00	17743.00	18514.00	19286.00	20057.00	20829.00	21600.00	& OVER	
10850.01	217	10850.01	11625.01	12400.01	13176.01	13950.01	14725.01	15500.01	16276.01	17050.01	17825.01	18600.01	19376.01	20150.01	20925.01	21700.01	
10900.00		11625.00	12400.00	13176.00	13950.00	14725.00	15500.00	16276.00	17050.00	17825.00	18600.00	19376.00	20150.00	20925.00	21700.00	& OVER	
10900.01	218	10900.01	11679.01	12457.01	13238.01	14014.01	14793.01	15571.01	16350.01	17129.01	17907.01	18686.01	19464.01	20243.01	21021.01	21800.01	
10950.00		11679.00	12457.00	13238.00	14014.00	14793.00	15571.00	16350.00	17129.00	17907.00	18686.00	19464.00	20243.00	21021.00	21800.00	& OVER	
10950.01	219	10950.01	11732.01	12514.01	13298.01	14079.01	14861.01	15643.01	16425.01	17207.01	17989.01	18771.01	19554.01	20336.01	21118.01	21900.01	
11000.00		11732.00	12514.00	13298.00	14079.00	14861.00	15643.00	16425.00	17207.00	17989.00	18771.00	19554.00	20336.00	21118.00	21900.00	& OVER	
11000.01	220	11000.01	11786.01	12571.01	13357.01	14143.01	14929.01	15714.01	16500.01	17288.01	18071.01	18857.01	19643.01	20429.01	21214.01	22000.01	
11050.00		11786.00	12571.00	13357.00	14143.00	14929.00	15714.00	16500.00	17288.00	18071.00	18857.00	19643.00	20429.00	21214.00	22000.00	& OVER	
11050.01	221	11050.01	11839.01	12629.01	13418.01	14207.01	14996.01	15786.01	16576.01	17364.01	18154.01	18943.01	19732.01	20521.01	21311.01	22100.01	
11100.00		11839.00	12629.00	13418.00	14207.00	14998.00	15786.00	16576.00	17364.00	18154.00	18943.00	19732.00	20521.00	21311.00	22100.00	& OVER	
11100.01	222	11100.01	11893.01	12688.01	13479.01	14271.01	15064.01	15857.01	16650.01	17443.01	18238.01	19029.01	19821.01	20614.01	21407.01	22200.01	
11150.00		11893.00	12688.00	13479.00	14271.00	15064.00	15857.00	16650.00	17443.00	18238.00	19029.00	19821.00	20614.00	21407.00	22200.00	& OVER	
11150.01	223	11150.01	11946.01	12743.01	13539.01	14338.01	15132.01	15929.01	16726.01	17521.01	18318.01	19114.01	19911.01	20707.01	21504.01	22300.01	
11200.00		11946.00	12743.00	13539.00	14338.00	15132.00	15929.00	16726.00	17521.00	18318.00	19114.00	19911.00	20707.00	21504.00	22300.00	& OVER	
11200.01	224	11200.01	12000.01	12800.01	13600.01	14400.01	15200.01	16000.01	16800.01	17600.01	18400.01	19200.01	20000.01	20800.01	21600.01	22400.01	
& OVER		12000.00	12800.00	13600.00	14400.00	15200.00	16000.00	16800.00	17600.00	18400.00	19200.00	20000.00	20800.00	21600.00	22400.00	& OVER	
11250.00																	
11250.01	225	11250.01	12054.01	12857.01	13661.01	14464.01	15268.01	16071.01	16875.01	17679.01	18482.01	19286.01	20089.01	20893.01	21696.01	22500.01	
11300.00		12054.00	12857.00	13661.00	14464.00	15268.00	16071.00	16875.00	17679.00	18482.00	19286.00	20089.00	20893.00	21696.00	22500.00	& OVER	
11300.01	226	11300.01	12107.01	12914.01	13721.01	14529.01	15338.01	16143.01	16950.01	17757.01	18564.01	19371.01	20179.01	20986.01	21793.01	22600.01	
11350.00		12107.00	12914.00	13721.00	14529.00	15338.00	16143.00	16950.00	17757.00	18564.00	19371.00	20179.00	20986.00	21793.00	22600.00	& OVER	
11350.01	227	11350.01	12161.01	12971.01	13782.01	14593.01	15404.01	16214.01	17025.01	17836.01	18646.01	19457.01	20268.01	21079.01	21890.01	22700.01	

BENEFIT TABLE (Continued)

Col. A	Col. B															
HIGHEST TWO QUARTER EARNINGS	WEEKLY BENEFIT AMOUNT	12 WEEKS	13 WEEKS	14 WEEKS	15 WEEKS	16 WEEKS	17 WEEKS	18 WEEKS	19 WEEKS	20 WEEKS	21 WEEKS	22 WEEKS	23 WEEKS	24 WEEKS	25 WEEKS	26 WEEKS
11400.00		12181.00	12971.00	13782.00	14593.00	15404.00	16214.00	17025.00	17836.00	18646.00	19457.00	20268.00	21079.00	21889.00	22700.00	& OVER
11400.01	228	11400.01	12214.01	13029.01	13843.01	14657.01	15471.01	16286.01	17100.01	17914.01	18729.01	19543.01	20357.01	21171.01	21986.01	22800.01
& OVER		12214.00	13029.00	13843.00	14657.00	15471.00	16286.00	17100.00	17914.00	18729.00	19543.00	20357.00	21171.00	21986.00	22800.00	& OVER

- 1 3. That § 60.2-602 of the Code of Virginia is amended and reenacted as follows:
2 § 60.2-602. Weekly benefit amount.
3 ~~For~~ *Beginning July 1, 1999, and expiring July 1, 2000, for* claims filed on or after ~~July 5, 1998~~
4 *July 4, 1999*, an eligible individual's weekly "benefit amount" shall be the amount appearing in
5 Column B in the "Benefit Table" in this section on the line on which in Column A of such table,
6 there appears the total wages for insured work paid to such individual in the two quarters of his base
7 period in which such total wages were highest.
8 For claims filed prior to ~~July 5, 1998~~ *July 4, 1999*, an eligible individual's weekly "benefit
9 amount" shall be computed under the provisions of this section in force on the date such claim was
10 filed.

BENEFIT TABLE DIVISION C DURATION OF BENEFITS

Col. A	Col. B															
HIGHEST TWO QUARTER EARNINGS	WEEKLY BENEFIT AMOUNT	12 WEEKS	13 WEEKS	14 WEEKS	15 WEEKS	16 WEEKS	17 WEEKS	18 WEEKS	19 WEEKS	20 WEEKS	21 WEEKS	22 WEEKS	23 WEEKS	24 WEEKS	25 WEEKS	26 WEEKS
2500.00	50	2500.00	2879.01	2857.01	3036.01	3214.01	3393.01	3571.01	3750.01	3929.01	4107.01	4286.01	4464.01	4643.01	4821.01	5000.01
2550.00		2879.00	2857.00	3036.00	3214.00	3393.00	3571.00	3750.00	3929.00	4107.00	4286.00	4464.00	4643.00	4821.00	5000.00	& OVER
2550.01	51	2550.01	2732.01	2914.01	3098.01	3279.01	3461.01	3643.01	3825.01	4007.01	4189.01	4371.01	4554.01	4736.01	4918.01	5100.01
2600.00		2732.00	2914.00	3096.00	3279.00	3461.00	3643.00	3825.00	4007.00	4189.00	4371.00	4554.00	4736.00	4918.00	5100.00	& OVER
2600.01	52	2600.01	2788.01	2971.01	3157.01	3343.01	3529.01	3714.01	3900.01	4086.01	4271.01	4457.01	4643.01	4829.01	5014.01	5200.01
2650.00		2788.00	2971.00	3157.00	3343.00	3529.00	3714.00	3900.00	4086.00	4271.00	4457.00	4643.00	4829.00	5014.00	5200.00	& OVER
2650.01	53	2650.01	2839.01	3029.01	3218.01	3407.01	3598.01	3786.01	3975.01	4164.01	4354.01	4543.01	4732.01	4921.01	5111.01	5300.01
2700.00		2839.00	3029.00	3218.00	3407.00	3598.00	3786.00	3975.00	4164.00	4354.00	4543.00	4732.00	4921.00	5111.00	5300.00	& OVER
2700.01	54	2700.01	2893.01	3088.01	3279.01	3471.01	3664.01	3857.01	4050.01	4243.01	4436.01	4629.01	4821.01	5014.01	5207.01	5400.01
2750.00		2893.00	3086.00	3279.00	3471.00	3664.00	3857.00	4050.00	4243.00	4436.00	4629.00	4821.00	5014.00	5207.00	5400.00	& OVER
2750.01	55	2750.01	2946.01	3143.01	3339.01	3538.01	3732.01	3929.01	4125.01	4321.01	4518.01	4714.01	4911.01	5107.01	5304.01	5500.01
2800.00		2946.00	3143.00	3339.00	3538.00	3732.00	3929.00	4125.00	4321.00	4518.00	4714.00	4911.00	5107.00	5304.00	5500.00	& OVER
2800.01	56	2800.01	3000.01	3200.01	3400.01	3600.01	3800.01	4000.01	4200.01	4400.01	4600.01	4800.01	5000.01	5200.01	5400.01	5600.01
2850.00		3000.00	3200.00	3400.00	3600.00	3800.00	4000.00	4200.00	4400.00	4600.00	4800.00	5000.00	5200.00	5400.00	5600.00	& OVER
2850.01	57	2850.01	3064.01	3257.01	3461.01	3664.01	3868.01	4071.01	4275.01	4479.01	4682.01	4888.01	5089.01	5293.01	5498.01	5700.01
2900.00		3054.00	3257.00	3461.00	3664.00	3868.00	4071.00	4275.00	4479.00	4682.00	4888.00	5089.00	5293.00	5498.00	5700.00	& OVER
2900.01	58	2900.01	3107.01	3314.01	3521.01	3729.01	3936.01	4143.01	4350.01	4557.01	4764.01	4971.01	5179.01	5386.01	5593.01	5800.01
2950.00		3107.00	3314.00	3521.00	3729.00	3936.00	4143.00	4350.00	4557.00	4764.00	4971.00	5179.00	5386.00	5593.00	5800.00	& OVER
2950.01	59	2950.01	3161.01	3371.01	3582.01	3793.01	4004.01	4214.01	4425.01	4636.01	4846.01	5057.01	5268.01	5479.01	5689.01	5900.01
3000.00		3161.00	3371.00	3582.00	3793.00	4004.00	4214.00	4425.00	4636.00	4846.00	5057.00	5268.00	5479.00	5689.00	5900.00	& OVER
3000.01	60	3000.01	3214.01	3429.01	3643.01	3857.01	4071.01	4286.01	4500.01	4714.01	4929.01	5143.01	5357.01	5571.01	5786.01	6000.01
3050.00		3214.00	3429.00	3643.00	3857.00	4071.00	4286.00	4500.00	4714.00	4929.00	5143.00	5357.00	5571.00	5786.00	6000.00	& OVER
3050.01	61	3050.01	3288.01	3488.01	3704.01	3921.01	4139.01	4357.01	4575.01	4793.01	5011.01	5229.01	5446.01	5664.01	5882.01	6100.01
3100.00		3288.00	3486.00	3704.00	3921.00	4139.00	4357.00	4575.00	4793.00	5011.00	5229.00	5446.00	5664.00	5882.00	6100.00	& OVER
3100.01	62	3100.01	3321.01	3543.01	3764.01	3986.01	4207.01	4429.01	4650.01	4871.01	5093.01	5314.01	5536.01	5757.01	5979.01	6200.01
3150.00		3321.00	3543.00	3764.00	3986.00	4207.00	4429.00	4650.00	4871.00	5093.00	5314.00	5536.00	5757.00	5979.00	6200.00	& OVER
3150.01	63	3150.01	3375.01	3600.01	3825.01	4050.01	4275.01	4500.01	4725.01	4950.01	5175.01	5400.01	5625.01	5850.01	6075.01	6300.01
3200.00		3375.00	3600.00	3825.00	4050.00	4275.00	4500.00	4725.00	4950.00	5175.00	5400.00	5625.00	5850.00	6075.00	6300.00	& OVER
3200.01	64	3200.01	3429.01	3657.01	3888.01	4114.01	4343.01	4571.01	4800.01	5029.01	5257.01	5486.01	5714.01	5943.01	6171.01	6400.01
3250.00		3429.00	3657.00	3888.00	4114.00	4343.00	4571.00	4800.00	5029.00	5257.00	5486.00	5714.00	5943.00	6171.00	6400.00	& OVER
3250.01	65	3250.01	3482.01	3714.01	3946.01	4179.01	4411.01	4643.01	4875.01	5107.01	5339.01	5571.01	5804.01	6036.01	6268.01	6500.01
3300.00		3482.00	3714.00	3946.00	4179.00	4411.00	4643.00	4875.00	5107.00	5339.00	5571.00	5804.00	6036.00	6268.00	6500.00	& OVER
3300.01	66	3300.01	3536.01	3771.01	4007.01	4243.01	4479.01	4714.01	4950.01	5186.01	5421.01	5657.01	5893.01	6129.01	6364.01	6600.01
3350.00		3536.00	3771.00	4007.00	4243.00	4479.00	4714.00	4950.00	5186.00	5421.00	5657.00	5893.00	6129.00	6364.00	6600.00	& OVER

BENEFIT TABLE (Continued)

Col. A	Col. B																
HIGHEST TWO QUARTER EARNINGS	WEEKLY BENEFIT AMOUNT	12 WEEKS	13 WEEKS	14 WEEKS	15 WEEKS	16 WEEKS	17 WEEKS	18 WEEKS	19 WEEKS	20 WEEKS	21 WEEKS	22 WEEKS	23 WEEKS	24 WEEKS	25 WEEKS	26 WEEKS	
3350.01	67	3350.01	3589.01	3829.01	4068.01	4307.01	4546.01	4786.01	5025.01	5264.01	5504.01	5743.01	5982.01	6221.01	6461.01	6700.01	
3400.00		3589.00	3829.00	4068.00	4307.00	4546.00	4786.00	5025.00	5264.00	5504.00	5743.00	5982.00	6221.00	6461.00	6700.00	& OVER	
3400.01	68	3400.01	3643.01	3888.01	4129.01	4371.01	4614.01	4857.01	5100.01	5343.01	5586.01	5829.01	6071.01	6314.01	6557.01	6800.01	
3450.00		3643.00	3888.00	4129.00	4371.00	4614.00	4857.00	5100.00	5343.00	5586.00	5829.00	6071.00	6314.00	6557.00	6800.00	& OVER	
3450.01	69	3450.01	3696.01	3943.01	4189.01	4438.01	4682.01	4929.01	5175.01	5421.01	5668.01	5914.01	6161.01	6407.01	6654.01	6900.01	
3500.00		3696.00	3943.00	4189.00	4438.00	4682.00	4929.00	5175.00	5421.00	5668.00	5914.00	6161.00	6407.00	6654.00	6900.00	& OVER	
3500.01	70	3500.01	3750.01	4000.01	4250.01	4500.01	4750.01	5000.01	5250.01	5500.01	5750.01	6000.01	6250.01	6500.01	6750.01	7000.01	
3550.00		3750.00	4000.00	4250.00	4500.00	4750.00	5000.00	5250.00	5500.00	5750.00	6000.00	6250.00	6500.00	6750.00	7000.00	& OVER	
3550.01	71	3550.01	3804.01	4057.01	4311.01	4564.01	4818.01	5071.01	5325.01	5579.01	5832.01	6086.01	6339.01	6593.01	6846.01	7100.01	
3600.00		3804.00	4057.00	4311.00	4564.00	4818.00	5071.00	5325.00	5579.00	5832.00	6086.00	6339.00	6593.00	6846.00	7100.00	& OVER	
3600.01	72	3600.01	3857.01	4114.01	4371.01	4629.01	4886.01	5143.01	5400.01	5657.01	5914.01	6171.01	6429.01	6686.01	6943.01	7200.01	
3650.00		3857.00	4114.00	4371.00	4629.00	4886.00	5143.00	5400.00	5657.00	5914.00	6171.00	6429.00	6686.00	6943.00	7200.00	& OVER	
3650.01	73	3650.01	3911.01	4171.01	4432.01	4693.01	4954.01	5214.01	5475.01	5736.01	5996.01	6257.01	6518.01	6779.01	7039.01	7300.01	
3700.00		3911.00	4171.00	4432.00	4693.00	4954.00	5214.00	5475.00	5736.00	5996.00	6257.00	6518.00	6779.00	7039.00	7300.00	& OVER	
3700.01	74	3700.01	3964.01	4229.01	4493.01	4757.01	5021.01	5286.01	5550.01	5814.01	6079.01	6343.01	6607.01	6871.01	7136.01	7400.01	
3750.00		3964.00	4229.00	4493.00	4757.00	5021.00	5286.00	5550.00	5814.00	6079.00	6343.00	6607.00	6871.00	7136.00	7400.00	& OVER	
3750.01	75	3750.01	4018.01	4288.01	4554.01	4821.01	5089.01	5357.01	5625.01	5893.01	6161.01	6429.01	6698.01	6964.01	7232.01	7500.01	
3800.00		4018.00	4288.00	4554.00	4821.00	5089.00	5357.00	5625.00	5893.00	6161.00	6429.00	6698.00	6964.00	7232.00	7500.00	& OVER	
3800.01	76	3800.01	4071.01	4343.01	4614.01	4886.01	5157.01	5429.01	5700.01	5971.01	6243.01	6514.01	6786.01	7057.01	7329.01	7600.01	
3850.00		4071.00	4343.00	4614.00	4886.00	5157.00	5429.00	5700.00	5971.00	6243.00	6514.00	6786.00	7057.00	7329.00	7600.00	& OVER	
3850.01	77	3850.01	4125.01	4400.01	4675.01	4950.01	5225.01	5500.01	5775.01	6050.01	6325.01	6600.01	6875.01	7150.01	7425.01	7700.01	
3900.00		4125.00	4400.00	4675.00	4950.00	5225.00	5500.00	5775.00	6050.00	6325.00	6600.00	6875.00	7150.00	7425.00	7700.00	& OVER	
3900.01	78	3900.01	4179.01	4457.01	4738.01	5014.01	5293.01	5571.01	5850.01	6129.01	6407.01	6686.01	6964.01	7243.01	7521.01	7800.01	
3950.00		4179.00	4457.00	4738.00	5014.00	5293.00	5571.00	5850.00	6129.00	6407.00	6686.00	6964.00	7243.00	7521.00	7800.00	& OVER	
3950.01	79	3950.01	4232.01	4514.01	4796.01	5079.01	5361.01	5643.01	5925.01	6207.01	6489.01	6771.01	7054.01	7338.01	7618.01	7900.01	
4000.00		4232.00	4514.00	4796.00	5079.00	5361.00	5643.00	5925.00	6207.00	6489.00	6771.00	7054.00	7338.00	7618.00	7900.00	& OVER	
4000.01	80	4000.01	4286.01	4571.01	4857.01	5143.01	5429.01	5714.01	6000.01	6286.01	6571.01	6857.01	7143.01	7429.01	7714.01	8000.01	
4050.00		4286.00	4571.00	4857.00	5143.00	5429.00	5714.00	6000.00	6286.00	6571.00	6857.00	7143.00	7429.00	7714.00	8000.00	& OVER	
4050.01	81	4050.01	4339.01	4629.01	4918.01	5207.01	5496.01	5786.01	6075.01	6364.01	6654.01	6943.01	7232.01	7521.01	7811.01	8100.01	
4100.00		4339.00	4629.00	4918.00	5207.00	5496.00	5786.00	6075.00	6364.00	6654.00	6943.00	7232.00	7521.00	7811.00	8100.00	& OVER	
4100.01	82	4100.01	4393.01	4686.01	4979.01	5271.01	5564.01	5857.01	6150.01	6443.01	6736.01	7029.01	7321.01	7614.01	7907.01	8200.01	
4150.00		4393.00	4686.00	4979.00	5271.00	5564.00	5857.00	6150.00	6443.00	6736.00	7029.00	7321.00	7614.00	7907.00	8200.00	& OVER	
4150.01	83	4150.01	4446.01	4743.01	5039.01	5336.01	5632.01	5929.01	6225.01	6521.01	6818.01	7114.01	7411.01	7707.01	8004.01	8300.01	
4200.00		4446.00	4743.00	5039.00	5336.00	5632.00	5929.00	6225.00	6521.00	6818.00	7114.00	7411.00	7707.00	8004.00	8300.00	& OVER	
4200.01	84	4200.01	4500.01	4800.01	5100.01	5400.01	5700.01	6000.01	6300.01	6600.01	6900.01	7200.01	7500.01	7800.01	8100.01	8400.01	

BENEFIT TABLE (Continued)

Col. A	Col. B	12 WEEKS	13 WEEKS	14 WEEKS	15 WEEKS	16 WEEKS	17 WEEKS	18 WEEKS	19 WEEKS	20 WEEKS	21 WEEKS	22 WEEKS	23 WEEKS	24 WEEKS	25 WEEKS	26 WEEKS
4250.00		4600.00	4800.00	5100.00	5400.00	5700.00	6000.00	6300.00	6600.00	6900.00	7200.00	7500.00	7800.00	8100.00	8400.00	& OVER
4250.01	85	4250.01	4554.01	4857.01	5181.01	5484.01	5788.01	6071.01	6375.01	6679.01	6982.01	7288.01	7589.01	7893.01	8198.01	8500.01
4300.00		4554.00	4857.00	5181.00	5484.00	5788.00	6071.00	6375.00	6679.00	6982.00	7288.00	7589.00	7893.00	8198.00	8500.00	& OVER
4300.01	86	4300.01	4607.01	4914.01	5221.01	5529.01	5838.01	6143.01	6450.01	6757.01	7064.01	7371.01	7679.01	7986.01	8293.01	8600.01
4350.00		4607.00	4914.00	5221.00	5529.00	5838.00	6143.00	6450.00	6757.00	7064.00	7371.00	7679.00	7986.00	8293.00	8600.00	& OVER
4350.01	87	4350.01	4661.01	4971.01	5282.01	5593.01	5904.01	6214.01	6525.01	6836.01	7146.01	7457.01	7768.01	8079.01	8389.01	8700.01
4400.00		4661.00	4971.00	5282.00	5593.00	5904.00	6214.00	6525.00	6836.00	7146.00	7457.00	7768.00	8079.00	8389.00	8700.00	& OVER
4400.01	88	4400.01	4714.01	5029.01	5343.01	5657.01	5971.01	6286.01	6600.01	6914.01	7229.01	7543.01	7857.01	8171.01	8486.01	8800.01
4450.00		4714.00	5029.00	5343.00	5657.00	5971.00	6286.00	6600.00	6914.00	7229.00	7543.00	7857.00	8171.00	8486.00	8800.00	& OVER
4450.01	89	4450.01	4768.01	5086.01	5404.01	5721.01	6039.01	6357.01	6675.01	6993.01	7311.01	7629.01	7946.01	8264.01	8582.01	8900.01
4500.00		4768.00	5086.00	5404.00	5721.00	6039.00	6357.00	6675.00	6993.00	7311.00	7629.00	7946.00	8264.00	8582.00	8900.00	& OVER
4500.01	90	4500.01	4821.01	5143.01	5464.01	5786.01	6107.01	6429.01	6750.01	7071.01	7393.01	7714.01	8036.01	8357.01	8679.01	9000.01
4550.00		4821.00	5143.00	5464.00	5786.00	6107.00	6429.00	6750.00	7071.00	7393.00	7714.00	8036.00	8357.00	8679.00	9000.00	& OVER
4550.01	91	4550.01	4875.01	5200.01	5525.01	5850.01	6175.01	6500.01	6825.01	7150.01	7475.01	7800.01	8125.01	8450.01	8775.01	9100.01
4600.00		4875.00	5200.00	5525.00	5850.00	6175.00	6500.00	6825.00	7150.00	7475.00	7800.00	8125.00	8450.00	8775.00	9100.00	& OVER
4600.01	92	4600.01	4929.01	5257.01	5586.01	5914.01	6243.01	6571.01	6900.01	7229.01	7557.01	7886.01	8214.01	8543.01	8871.01	9200.01
4650.00		4929.00	5257.00	5586.00	5914.00	6243.00	6571.00	6900.00	7229.00	7557.00	7886.00	8214.00	8543.00	8871.00	9200.00	& OVER
4650.01	93	4650.01	4982.01	5314.01	5646.01	5979.01	6311.01	6643.01	6975.01	7307.01	7639.01	7971.01	8304.01	8636.01	8969.01	9300.01
4700.00		4982.00	5314.00	5646.00	5979.00	6311.00	6643.00	6975.00	7307.00	7639.00	7971.00	8304.00	8636.00	8969.00	9300.00	& OVER
4700.01	94	4700.01	5036.01	5371.01	5707.01	6043.01	6379.01	6714.01	7050.01	7386.01	7721.01	8057.01	8393.01	8729.01	9064.01	9400.01
4750.00		5036.00	5371.00	5707.00	6043.00	6379.00	6714.00	7050.00	7386.00	7721.00	8057.00	8393.00	8729.00	9064.00	9400.00	& OVER
4750.01	95	4750.01	5089.01	5429.01	5768.01	6107.01	6446.01	6786.01	7125.01	7464.01	7804.01	8143.01	8482.01	8821.01	9161.01	9500.01
4800.00		5089.00	5429.00	5768.00	6107.00	6446.00	6786.00	7125.00	7464.00	7804.00	8143.00	8482.00	8821.00	9161.00	9500.00	& OVER
4800.01	96	4800.01	5143.01	5486.01	5829.01	6171.01	6514.01	6857.01	7200.01	7543.01	7886.01	8229.01	8571.01	8914.01	9257.01	9600.01
4850.00		5143.00	5486.00	5829.00	6171.00	6514.00	6857.00	7200.00	7543.00	7886.00	8229.00	8571.00	8914.00	9257.00	9600.00	& OVER
4850.01	97	4850.01	5198.01	5543.01	5889.01	6236.01	6582.01	6929.01	7275.01	7621.01	7968.01	8314.01	8661.01	9007.01	9354.01	9700.01
4900.00		5198.00	5543.00	5889.00	6236.00	6582.00	6929.00	7275.00	7621.00	7968.00	8314.00	8661.00	9007.00	9354.00	9700.00	& OVER
4900.01	98	4900.01	5250.01	5600.01	5950.01	6300.01	6650.01	7000.01	7350.01	7700.01	8050.01	8400.01	8750.01	9100.01	9450.01	9800.01
4950.00		5250.00	5600.00	5950.00	6300.00	6650.00	7000.00	7350.00	7700.00	8050.00	8400.00	8750.00	9100.00	9450.00	9800.00	& OVER
4950.01	99	4950.01	5304.01	5657.01	6011.01	6364.01	6718.01	7071.01	7425.01	7779.01	8132.01	8486.01	8839.01	9193.01	9546.01	9900.01
5000.00		5304.00	5657.00	6011.00	6364.00	6718.00	7071.00	7425.00	7779.00	8132.00	8486.00	8839.00	9193.00	9546.00	9900.00	& OVER
5000.01	100	5000.01	5357.01	5714.01	6071.01	6429.01	6786.01	7143.01	7500.01	7857.01	8214.01	8571.01	8929.01	9286.01	9643.01	10000.01
5050.00		5357.00	5714.00	6071.00	6429.00	6786.00	7143.00	7500.00	7857.00	8214.00	8571.00	8929.00	9286.00	9643.00	10000.00	& OVER

BENEFIT TABLE (Continued)

Col. A	Col. B															
HIGHEST TWO QUARTER EARNINGS	WEEKLY BENEFIT AMOUNT	12 WEEKS	13 WEEKS	14 WEEKS	15 WEEKS	16 WEEKS	17 WEEKS	18 WEEKS	19 WEEKS	20 WEEKS	21 WEEKS	22 WEEKS	23 WEEKS	24 WEEKS	25 WEEKS	26 WEEKS
5050.01	101	5050.01	5411.01	5771.01	6132.01	6493.01	6854.01	7214.01	7575.01	7936.01	8296.01	8657.01	9018.01	9379.01	9739.01	10100.01
5100.00		5411.00	5771.00	6132.00	6493.00	6854.00	7214.00	7575.00	7936.00	8296.00	8657.00	9018.00	9379.00	9739.00	10100.00	& OVER
5100.01	102	5100.01	5484.01	5829.01	6193.01	6557.01	6921.01	7286.01	7650.01	8014.01	8379.01	8743.01	9107.01	9471.01	9836.01	10200.01
5150.00		5484.00	5829.00	6193.00	6557.00	6921.00	7286.00	7650.00	8014.00	8379.00	8743.00	9107.00	9471.00	9836.00	10200.00	& OVER
5150.01	103	5150.01	5518.01	5886.01	6254.01	6621.01	6989.01	7357.01	7725.01	8093.01	8461.01	8829.01	9196.01	9564.01	9932.01	10300.01
5200.00		5518.00	5886.00	6254.00	6621.00	6989.00	7357.00	7725.00	8093.00	8461.00	8829.00	9196.00	9564.00	9932.00	10300.00	& OVER
5200.01	104	5200.01	5571.01	5943.01	6314.01	6686.01	7057.01	7429.01	7800.01	8171.01	8543.01	8914.01	9286.01	9657.01	10029.01	10400.01
5250.00		5571.00	5943.00	6314.00	6686.00	7057.00	7429.00	7800.00	8171.00	8543.00	8914.00	9286.00	9657.00	10029.00	10400.00	& OVER
5250.01	105	5250.01	5625.01	6000.01	6375.01	6750.01	7125.01	7500.01	7875.01	8250.01	8625.01	9000.01	9375.01	9750.01	10125.01	10500.01
5300.00		5625.00	6000.00	6375.00	6750.00	7125.00	7500.00	7875.00	8250.00	8625.00	9000.00	9375.00	9750.00	10125.00	10500.00	& OVER
5300.01	106	5300.01	5679.01	6057.01	6436.01	6814.01	7193.01	7571.01	7950.01	8329.01	8707.01	9086.01	9464.01	9843.01	10221.01	10600.01
5350.00		5679.00	6057.00	6436.00	6814.00	7193.00	7571.00	7950.00	8329.00	8707.00	9086.00	9464.00	9843.00	10221.00	10600.00	& OVER
5350.01	107	5350.01	5732.01	6114.01	6496.01	6878.01	7261.01	7643.01	8025.01	8407.01	8789.01	9171.01	9554.01	9936.01	10318.01	10700.01
5400.00		5732.00	6114.00	6496.00	6878.00	7261.00	7643.00	8025.00	8407.00	8789.00	9171.00	9554.00	9936.00	10318.00	10700.00	& OVER
5400.01	108	5400.01	5786.01	6171.01	6557.01	6943.01	7329.01	7714.01	8100.01	8486.01	8871.01	9257.01	9643.01	10029.01	10414.01	10800.01
5450.00		5786.00	6171.00	6557.00	6943.00	7329.00	7714.00	8100.00	8486.00	8871.00	9257.00	9643.00	10029.00	10414.00	10800.00	& OVER
5450.01	109	5450.01	5839.01	6229.01	6618.01	7007.01	7396.01	7786.01	8175.01	8564.01	8954.01	9343.01	9732.01	10121.01	10511.01	10900.01
5500.00		5839.00	6229.00	6618.00	7007.00	7396.00	7786.00	8175.00	8564.00	8954.00	9343.00	9732.00	10121.00	10511.00	10900.00	& OVER
5500.01	110	5500.01	5893.01	6286.01	6679.01	7071.01	7464.01	7857.01	8250.01	8643.01	9036.01	9429.01	9821.01	10214.01	10607.01	11000.01
5550.00		5893.00	6286.00	6679.00	7071.00	7464.00	7857.00	8250.00	8643.00	9036.00	9429.00	9821.00	10214.00	10607.00	11000.00	& OVER
5550.01	111	5550.01	5946.01	6343.01	6739.01	7136.01	7532.01	7929.01	8325.01	8721.01	9118.01	9514.01	9911.01	10307.01	10704.01	11100.01
5600.00		5946.00	6343.00	6739.00	7136.00	7532.00	7929.00	8325.00	8721.00	9118.00	9514.00	9911.00	10307.00	10704.00	11100.00	& OVER
5600.01	112	5600.01	6000.01	6400.01	6800.01	7200.01	7600.01	8000.01	8400.01	8800.01	9200.01	9600.01	10000.01	10400.01	10800.01	11200.01
5650.00		6000.00	6400.00	6800.00	7200.00	7600.00	8000.00	8400.00	8800.00	9200.00	9600.00	10000.00	10400.00	10800.00	11200.00	& OVER
5650.01	113	5650.01	6054.01	6457.01	6861.01	7264.01	7668.01	8071.01	8475.01	8879.01	9282.01	9686.01	10089.01	10493.01	10898.01	11300.01
5700.00		6054.00	6457.00	6861.00	7264.00	7668.00	8071.00	8475.00	8879.00	9282.00	9686.00	10089.00	10493.00	10898.00	11300.00	& OVER
5700.01	114	5700.01	6107.01	6514.01	6921.01	7329.01	7736.01	8143.01	8550.01	8957.01	9364.01	9771.01	10179.01	10586.01	10993.01	11400.01
5750.00		6107.00	6514.00	6921.00	7329.00	7736.00	8143.00	8550.00	8957.00	9364.00	9771.00	10179.00	10586.00	10993.00	11400.00	& OVER
5750.01	115	5750.01	6161.01	6571.01	6982.01	7393.01	7804.01	8214.01	8625.01	9036.01	9446.01	9857.01	10268.01	10679.01	11089.01	11500.01
5800.00		6161.00	6571.00	6982.00	7393.00	7804.00	8214.00	8625.00	9036.00	9446.00	9857.00	10268.00	10679.00	11089.00	11500.00	& OVER
5800.01	116	5800.01	6214.01	6629.01	7043.01	7457.01	7871.01	8286.01	8700.01	9114.01	9529.01	9943.01	10357.01	10771.01	11186.01	11600.01
5850.00		6214.00	6629.00	7043.00	7457.00	7871.00	8286.00	8700.00	9114.00	9529.00	9943.00	10357.00	10771.00	11186.00	11600.00	& OVER
5850.01	117	5850.01	6268.01	6686.01	7104.01	7521.01	7939.01	8357.01	8775.01	9193.01	9611.01	10029.01	10446.01	10864.01	11282.01	11700.01
5900.00		6268.00	6686.00	7104.00	7521.00	7939.00	8357.00	8775.00	9193.00	9611.00	10029.00	10446.00	10864.00	11282.00	11700.00	& OVER
5900.01	118	5900.01	6321.01	6743.01	7164.01	7586.01	8007.01	8429.01	8850.01	9271.01	9693.01	10114.01	10536.01	10957.01	11378.01	11800.01

BENEFIT TABLE (Continued)

Col. A	Col. B																
HIGHEST TWO QUARTER EARNINGS	WEEKLY BENEFIT AMOUNT	12 WEEKS	13 WEEKS	14 WEEKS	15 WEEKS	16 WEEKS	17 WEEKS	18 WEEKS	19 WEEKS	20 WEEKS	21 WEEKS	22 WEEKS	23 WEEKS	24 WEEKS	25 WEEKS	26 WEEKS	
5950.00		6321.00	6743.00	7164.00	7586.00	8007.00	8429.00	8850.00	9271.00	9693.00	10114.00	10536.00	10957.00	11379.00	11800.00	& OVER	
5950.01	119	5950.01	6376.01	6800.01	7226.01	7650.01	8075.01	8500.01	8925.01	9350.01	9775.01	10200.01	10625.01	11050.01	11475.01	11900.01	
6000.00		6376.00	6800.00	7226.00	7650.00	8075.00	8500.00	8925.00	9350.00	9775.00	10200.00	10625.00	11050.00	11475.00	11900.00	& OVER	
6000.01	120	6000.01	6429.01	6857.01	7280.01	7714.01	8143.01	8571.01	9000.01	9429.01	9857.01	10286.01	10714.01	11143.01	11571.01	12000.01	
6050.00		6429.00	6857.00	7286.00	7714.00	8143.00	8571.00	9000.00	9429.00	9857.00	10286.00	10714.00	11143.00	11571.00	12000.00	& OVER	
6050.01	121	6060.01	6482.01	6914.01	7346.01	7779.01	8211.01	8643.01	9075.01	9507.01	9939.01	10371.01	10804.01	11236.01	11668.01	12100.01	
6100.00		6482.00	6914.00	7346.00	7779.00	8211.00	8643.00	9075.00	9507.00	9939.00	10371.00	10804.00	11236.00	11668.00	12100.00	& OVER	
6100.01	122	6100.01	6538.01	6971.01	7407.01	7843.01	8279.01	8714.01	9150.01	9586.01	10021.01	10457.01	10893.01	11329.01	11764.01	12200.01	
6150.00		6538.00	6971.00	7407.00	7843.00	8279.00	8714.00	9150.00	9586.00	10021.00	10457.00	10893.00	11329.00	11764.00	12200.00	& OVER	
6150.01	123	6160.01	6589.01	7029.01	7468.01	7907.01	8346.01	8786.01	9225.01	9664.01	10104.01	10543.01	10982.01	11421.01	11861.01	12300.01	
6200.00		6589.00	7029.00	7468.00	7907.00	8346.00	8786.00	9225.00	9664.00	10104.00	10543.00	10982.00	11421.00	11861.00	12300.00	& OVER	
6200.01	124	6200.01	6643.01	7086.01	7529.01	7971.01	8414.01	8857.01	9300.01	9743.01	10186.01	10629.01	11071.01	11514.01	11957.01	12400.01	
6250.00		6643.00	7086.00	7529.00	7971.00	8414.00	8857.00	9300.00	9743.00	10186.00	10629.00	11071.00	11514.00	11957.00	12400.00	& OVER	
6250.01	125	6260.01	6696.01	7143.01	7589.01	8036.01	8482.01	8929.01	9375.01	9821.01	10268.01	10714.01	11161.01	11607.01	12054.01	12500.01	
6300.00		6696.00	7143.00	7589.00	8036.00	8482.00	8929.00	9375.00	9821.00	10268.00	10714.00	11161.00	11607.00	12054.00	12500.00	& OVER	
6300.01	126	6300.01	6750.01	7200.01	7650.01	8100.01	8550.01	9000.01	9450.01	9900.01	10350.01	10800.01	11250.01	11700.01	12150.01	12600.01	
6350.00		6750.00	7200.00	7650.00	8100.00	8550.00	9000.00	9450.00	9900.00	10350.00	10800.00	11250.00	11700.00	12150.00	12600.00	& OVER	
6350.01	127	6350.01	6804.01	7267.01	7711.01	8164.01	8618.01	9071.01	9525.01	9979.01	10432.01	10886.01	11339.01	11793.01	12246.01	12700.01	
6400.00		6804.00	7267.00	7711.00	8164.00	8618.00	9071.00	9525.00	9979.00	10432.00	10886.00	11339.00	11793.00	12246.00	12700.00	& OVER	
6400.01	128	6400.01	6857.01	7314.01	7771.01	8229.01	8686.01	9143.01	9600.01	10057.01	10514.01	10971.01	11429.01	11886.01	12343.01	12800.01	
6450.00		6857.00	7314.00	7771.00	8229.00	8686.00	9143.00	9600.00	10057.00	10514.00	10971.00	11429.00	11886.00	12343.00	12800.00	& OVER	
6450.01	129	6460.01	6911.01	7371.01	7832.01	8293.01	8754.01	9214.01	9675.01	10136.01	10596.01	11057.01	11518.01	11979.01	12439.01	12900.01	
6500.00		6911.00	7371.00	7832.00	8293.00	8754.00	9214.00	9675.00	10136.00	10596.00	11057.00	11518.00	11979.00	12439.00	12900.00	& OVER	
6500.01	130	6500.01	6964.01	7429.01	7893.01	8357.01	8821.01	9286.01	9750.01	10214.01	10679.01	11143.01	11607.01	12071.01	12536.01	13000.01	
6550.00		6964.00	7429.00	7893.00	8357.00	8821.00	9286.00	9750.00	10214.00	10679.00	11143.00	11607.00	12071.00	12536.00	13000.00	& OVER	
6550.01	131	6560.01	7018.01	7486.01	7954.01	8421.01	8889.01	9357.01	9825.01	10293.01	10761.01	11229.01	11696.01	12164.01	12632.01	13100.01	
6600.00		7018.00	7486.00	7954.00	8421.00	8889.00	9357.00	9825.00	10293.00	10761.00	11229.00	11696.00	12164.00	12632.00	13100.00	& OVER	
6600.01	132	6600.01	7071.01	7543.01	8014.01	8486.01	8957.01	9429.01	9900.01	10371.01	10843.01	11314.01	11786.01	12257.01	12729.01	13200.01	
6650.00		7071.00	7543.00	8014.00	8486.00	8957.00	9429.00	9900.00	10371.00	10843.00	11314.00	11786.00	12257.00	12729.00	13200.00	& OVER	
6650.01	133	6660.01	7125.01	7600.01	8075.01	8550.01	9025.01	9500.01	9975.01	10450.01	10925.01	11400.01	11875.01	12350.01	12825.01	13300.01	
6700.00		7125.00	7600.00	8075.00	8550.00	9025.00	9500.00	9975.00	10450.00	10925.00	11400.00	11875.00	12350.00	12825.00	13300.00	& OVER	
6700.01	134	6700.01	7179.01	7657.01	8136.01	8614.01	9093.01	9571.01	10050.01	10529.01	11007.01	11486.01	11964.01	12443.01	12921.01	13400.01	
6750.00		7179.00	7657.00	8136.00	8614.00	9093.00	9571.00	10050.00	10529.00	11007.00	11486.00	11964.00	12443.00	12921.00	13400.00	& OVER	
6750.01	135	6760.01	7232.01	7714.01	8198.01	8679.01	9161.01	9643.01	10125.01	10607.01	11089.01	11571.01	12054.01	12536.01	13018.01	13500.01	
6800.00		7232.00	7714.00	8198.00	8679.00	9161.00	9643.00	10125.00	10607.00	11089.00	11571.00	12054.00	12536.00	13018.00	13500.00	& OVER	

BENEFIT TABLE (Continued)

Col. A	Col. B																
HIGHEST TWO QUARTER EARNINGS	WEEKLY BENEFIT AMOUNT	12 WEEKS	13 WEEKS	14 WEEKS	15 WEEKS	16 WEEKS	17 WEEKS	18 WEEKS	19 WEEKS	20 WEEKS	21 WEEKS	22 WEEKS	23 WEEKS	24 WEEKS	25 WEEKS	26 WEEKS	
6800.01	136	6800.01	7288.01	7771.01	8257.01	8743.01	9229.01	9714.01	10200.01	10686.01	11171.01	11657.01	12143.01	12629.01	13114.01	13600.01	
6850.00		7288.00	7771.00	8257.00	8743.00	9229.00	9714.00	10200.00	10686.00	11171.00	11657.00	12143.00	12629.00	13114.00	13600.00	& OVER	
6850.01	137	6850.01	7339.01	7829.01	8318.01	8807.01	9298.01	9788.01	10275.01	10764.01	11254.01	11743.01	12232.01	12721.01	13211.01	13700.01	
6900.00		7339.00	7829.00	8318.00	8807.00	9298.00	9788.00	10275.00	10764.00	11254.00	11743.00	12232.00	12721.00	13211.00	13700.00	& OVER	
6900.01	138	6900.01	7393.01	7886.01	8379.01	8871.01	9364.01	9857.01	10350.01	10843.01	11338.01	11829.01	12321.01	12814.01	13307.01	13800.01	
6950.00		7393.00	7886.00	8379.00	8871.00	9364.00	9857.00	10350.00	10843.00	11338.00	11829.00	12321.00	12814.00	13307.00	13800.00	& OVER	
6950.01	139	6950.01	7446.01	7943.01	8439.01	8936.01	9432.01	9929.01	10425.01	10921.01	11418.01	11914.01	12411.01	12907.01	13404.01	13900.01	
7000.00		7446.00	7943.00	8439.00	8936.00	9432.00	9929.00	10425.00	10921.00	11418.00	11914.00	12411.00	12907.00	13404.00	13900.00	& OVER	
7000.01	140	7000.01	7500.01	8000.01	8500.01	9000.01	9500.01	10000.01	10500.01	11000.01	11500.01	12000.01	12500.01	13000.01	13500.01	14000.01	
7050.00		7500.00	8000.00	8500.00	9000.00	9500.00	10000.00	10500.00	11000.00	11500.00	12000.00	12500.00	13000.00	13500.00	14000.00	& OVER	
7050.01	141	7050.01	7554.01	8057.01	8561.01	9064.01	9568.01	10071.01	10575.01	11079.01	11582.01	12086.01	12589.01	13093.01	13598.01	14100.01	
7100.00		7554.00	8057.00	8561.00	9064.00	9568.00	10071.00	10575.00	11079.00	11582.00	12086.00	12589.00	13093.00	13598.00	14100.00	& OVER	
7100.01	142	7100.01	7607.01	8114.01	8621.01	9129.01	9636.01	10143.01	10650.01	11157.01	11664.01	12171.01	12679.01	13186.01	13693.01	14200.01	
7150.00		7607.00	8114.00	8621.00	9129.00	9636.00	10143.00	10650.00	11157.00	11664.00	12171.00	12679.00	13186.00	13693.00	14200.00	& OVER	
7150.01	143	7150.01	7661.01	8171.01	8682.01	9193.01	9704.01	10214.01	10725.01	11236.01	11746.01	12257.01	12768.01	13279.01	13789.01	14300.01	
7200.00		7661.00	8171.00	8682.00	9193.00	9704.00	10214.00	10725.00	11236.00	11746.00	12257.00	12768.00	13279.00	13789.00	14300.00	& OVER	
7200.01	144	7200.01	7714.01	8229.01	8743.01	9257.01	9771.01	10280.01	10800.01	11314.01	11829.01	12343.01	12857.01	13371.01	13886.01	14400.01	
7250.00		7714.00	8229.00	8743.00	9257.00	9771.00	10280.00	10800.00	11314.00	11829.00	12343.00	12857.00	13371.00	13886.00	14400.00	& OVER	
7250.01	145	7250.01	7768.01	8286.01	8804.01	9321.01	9839.01	10357.01	10875.01	11393.01	11911.01	12429.01	12946.01	13464.01	13982.01	14500.01	
7300.00		7768.00	8286.00	8804.00	9321.00	9839.00	10357.00	10875.00	11393.00	11911.00	12429.00	12946.00	13464.00	13982.00	14500.00	& OVER	
7300.01	146	7300.01	7821.01	8343.01	8864.01	9386.01	9907.01	10428.01	10950.01	11471.01	11993.01	12514.01	13036.01	13557.01	14079.01	14600.01	
7350.00		7821.00	8343.00	8864.00	9386.00	9907.00	10428.00	10950.00	11471.00	11993.00	12514.00	13036.00	13557.00	14079.00	14600.00	& OVER	
7350.01	147	7350.01	7875.01	8400.01	8925.01	9450.01	9975.01	10500.01	11025.01	11550.01	12075.01	12600.01	13125.01	13650.01	14175.01	14700.01	
7400.00		7875.00	8400.00	8925.00	9450.00	9975.00	10500.00	11025.00	11550.00	12075.00	12600.00	13125.00	13650.00	14175.00	14700.00	& OVER	
7400.01	148	7400.01	7929.01	8457.01	8986.01	9514.01	10043.01	10571.01	11100.01	11629.01	12157.01	12686.01	13214.01	13743.01	14271.01	14800.01	
7450.00		7929.00	8457.00	8986.00	9514.00	10043.00	10571.00	11100.00	11629.00	12157.00	12686.00	13214.00	13743.00	14271.00	14800.00	& OVER	
7450.01	149	7450.01	7982.01	8514.01	9046.01	9579.01	10111.01	10643.01	11175.01	11707.01	12239.01	12771.01	13304.01	13836.01	14368.01	14900.01	
7500.00		7982.00	8514.00	9046.00	9579.00	10111.00	10643.00	11175.00	11707.00	12239.00	12771.00	13304.00	13836.00	14368.00	14900.00	& OVER	
7500.01	150	7500.01	8036.01	8571.01	9107.01	9643.01	10179.01	10714.01	11250.01	11786.01	12321.01	12857.01	13393.01	13929.01	14464.01	15000.01	
7550.00		8036.00	8571.00	9107.00	9643.00	10179.00	10714.00	11250.00	11786.00	12321.00	12857.00	13393.00	13929.00	14464.00	15000.00	& OVER	
7550.01	151	7550.01	8089.01	8629.01	9168.01	9707.01	10246.01	10786.01	11325.01	11864.01	12404.01	12943.01	13482.01	14021.01	14561.01	15100.01	
7600.00		8089.00	8629.00	9168.00	9707.00	10246.00	10786.00	11325.00	11864.00	12404.00	12943.00	13482.00	14021.00	14561.00	15100.00	& OVER	
7600.01	152	7600.01	8143.01	8686.01	9229.01	9771.01	10314.01	10857.01	11400.01	11943.01	12486.01	13029.01	13571.01	14114.01	14657.01	15200.01	
7650.00		8143.00	8686.00	9229.00	9771.00	10314.00	10857.00	11400.00	11943.00	12486.00	13029.00	13571.00	14114.00	14657.00	15200.00	& OVER	
7650.01	153	7650.01	8196.01	8743.01	9290.01	9836.01	10382.01	10929.01	11475.01	12021.01	12568.01	13114.01	13661.01	14207.01	14754.01	15300.01	

BENEFIT TABLE (Continued)

Col. A	Col. B																
HIGHEST TWO QUARTER EARNINGS	WEEKLY BENEFIT AMOUNT	12 WEEKS	13 WEEKS	14 WEEKS	15 WEEKS	16 WEEKS	17 WEEKS	18 WEEKS	19 WEEKS	20 WEEKS	21 WEEKS	22 WEEKS	23 WEEKS	24 WEEKS	25 WEEKS	26 WEEKS	
7700.00		8198.00	8743.00	9289.00	9836.00	10382.00	10929.00	11475.00	12021.00	12568.00	13114.00	13661.00	14207.00	14754.00	15300.00	& OVER	
7700.01	154	7700.01	8250.01	8800.01	9350.01	9900.01	10450.01	11000.01	11550.01	12100.01	12650.01	13200.01	13750.01	14300.01	14850.01	15400.01	
7750.00		8250.00	8800.00	9350.00	9900.00	10450.00	11000.00	11550.00	12100.00	12650.00	13200.00	13750.00	14300.00	14850.00	15400.00	& OVER	
7750.01	155	7750.01	8304.01	8857.01	9411.01	9964.01	10518.01	11071.01	11625.01	12179.01	12732.01	13286.01	13839.01	14393.01	14946.01	15500.01	
7800.00		8304.00	8857.00	9411.00	9964.00	10518.00	11071.00	11625.00	12179.00	12732.00	13286.00	13839.00	14393.00	14946.00	15500.00	& OVER	
7800.01	156	7800.01	8357.01	8914.01	9471.01	10029.01	10586.01	11143.01	11700.01	12257.01	12814.01	13371.01	13929.01	14486.01	15043.01	15600.01	
7850.00		8357.00	8914.00	9471.00	10029.00	10586.00	11143.00	11700.00	12257.00	12814.00	13371.00	13929.00	14486.00	15043.00	15600.00	& OVER	
7850.01	157	7850.01	8411.01	8971.01	9532.01	10093.01	10654.01	11214.01	11775.01	12336.01	12898.01	13457.01	14018.01	14579.01	15139.01	15700.01	
7900.00		8411.00	8971.00	9532.00	10093.00	10654.00	11214.00	11775.00	12336.00	12898.00	13457.00	14018.00	14579.00	15139.00	15700.00	& OVER	
7900.01	158	7900.01	8464.01	9029.01	9593.01	10157.01	10721.01	11286.01	11850.01	12414.01	12979.01	13543.01	14107.01	14671.01	15236.01	15800.01	
7950.00		8464.00	9029.00	9593.00	10157.00	10721.00	11286.00	11850.00	12414.00	12979.00	13543.00	14107.00	14671.00	15236.00	15800.00	& OVER	
7950.01	159	7950.01	8518.01	9088.01	9654.01	10221.01	10789.01	11357.01	11925.01	12493.01	13061.01	13629.01	14198.01	14764.01	15332.01	15900.01	
8000.00		8518.00	9088.00	9654.00	10221.00	10789.00	11357.00	11925.00	12493.00	13061.00	13629.00	14198.00	14764.00	15332.00	15900.00	& OVER	
8000.01	160	8000.01	8571.01	9143.01	9714.01	10286.01	10857.01	11429.01	12000.01	12571.01	13143.01	13714.01	14286.01	14857.01	15429.01	16000.01	
8050.00		8571.00	9143.00	9714.00	10286.00	10857.00	11429.00	12000.00	12571.00	13143.00	13714.00	14286.00	14857.00	15429.00	16000.00	& OVER	
8050.01	161	8050.01	8625.01	9200.01	9775.01	10350.01	10925.01	11500.01	12075.01	12650.01	13225.01	13800.01	14375.01	14950.01	15525.01	16100.01	
8100.00		8625.00	9200.00	9775.00	10350.00	10925.00	11500.00	12075.00	12650.00	13225.00	13800.00	14375.00	14950.00	15525.00	16100.00	& OVER	
8100.01	162	8100.01	8679.01	9257.01	9836.01	10414.01	10993.01	11571.01	12150.01	12729.01	13307.01	13886.01	14464.01	15043.01	15621.01	16200.01	
8150.00		8679.00	9257.00	9836.00	10414.00	10993.00	11571.00	12150.00	12729.00	13307.00	13886.00	14464.00	15043.00	15621.00	16200.00	& OVER	
8150.01	163	8150.01	8732.01	9314.01	9896.01	10479.01	11061.01	11643.01	12225.01	12807.01	13389.01	13971.01	14554.01	15136.01	15718.01	16300.01	
8200.00		8732.00	9314.00	9896.00	10479.00	11061.00	11643.00	12225.00	12807.00	13389.00	13971.00	14554.00	15136.00	15718.00	16300.00	& OVER	
8200.01	164	8200.01	8786.01	9371.01	9957.01	10543.01	11129.01	11714.01	12300.01	12886.01	13471.01	14057.01	14643.01	15229.01	15814.01	16400.01	
8250.00		8786.00	9371.00	9957.00	10543.00	11129.00	11714.00	12300.00	12886.00	13471.00	14057.00	14643.00	15229.00	15814.00	16400.00	& OVER	
8250.01	165	8250.01	8839.01	9429.01	10018.01	10607.01	11196.01	11786.01	12375.01	12964.01	13554.01	14143.01	14732.01	15321.01	15911.01	16500.01	
8300.00		8839.00	9429.00	10018.00	10607.00	11196.00	11786.00	12375.00	12964.00	13554.00	14143.00	14732.00	15321.00	15911.00	16500.00	& OVER	
8300.01	166	8300.01	8893.01	9486.01	10079.01	10671.01	11264.01	11857.01	12450.01	13043.01	13636.01	14229.01	14821.01	15414.01	16007.01	16600.01	
8350.00		8893.00	9486.00	10079.00	10671.00	11264.00	11857.00	12450.00	13043.00	13636.00	14229.00	14821.00	15414.00	16007.00	16600.00	& OVER	
8350.01	167	8350.01	8946.01	9543.01	10139.01	10736.01	11332.01	11929.01	12525.01	13121.01	13718.01	14314.01	14911.01	15507.01	16104.01	16700.01	
8400.00		8946.00	9543.00	10139.00	10736.00	11332.00	11929.00	12525.00	13121.00	13718.00	14314.00	14911.00	15507.00	16104.00	16700.00	& OVER	
8400.01	168	8400.01	9000.01	9600.01	10200.01	10800.01	11400.01	12000.01	12600.01	13200.01	13800.01	14400.01	15000.01	15600.01	16200.01	16800.01	
8450.00		9000.00	9600.00	10200.00	10800.00	11400.00	12000.00	12600.00	13200.00	13800.00	14400.00	15000.00	15600.00	16200.00	16800.00	& OVER	
8450.01	169	8450.01	9054.01	9654.01	10261.01	10864.01	11468.01	12071.01	12675.01	13279.01	13882.01	14486.01	15089.01	15693.01	16296.01	16900.01	
8500.00		9054.00	9657.00	10261.00	10864.00	11468.00	12071.00	12675.00	13279.00	13882.00	14486.00	15089.00	15693.00	16296.00	16900.00	& OVER	
8500.01	170	8500.01	9107.01	9714.01	10321.01	10929.01	11536.01	12143.01	12750.01	13357.01	13964.01	14571.01	15179.01	15786.01	16393.01	17000.01	
8550.00		9107.00	9714.00	10321.00	10929.00	11536.00	12143.00	12750.00	13357.00	13964.00	14571.00	15179.00	15786.00	16393.00	17000.00	& OVER	

BENEFIT TABLE (Continued)

Col. A	Col. B															
HIGHEST TWO QUARTER EARNINGS	WEEKLY BENEFIT AMOUNT	12 WEEKS	13 WEEKS	14 WEEKS	15 WEEKS	16 WEEKS	17 WEEKS	18 WEEKS	19 WEEKS	20 WEEKS	21 WEEKS	22 WEEKS	23 WEEKS	24 WEEKS	25 WEEKS	28 WEEKS
8550.01	171	8550.01	8181.01	8771.01	10382.01	10993.01	11804.01	12214.01	12825.01	13436.01	14046.01	14657.01	15268.01	15879.01	16489.01	17100.01
8600.00		8181.00	8771.00	10382.00	10993.00	11804.00	12214.00	12825.00	13436.00	14046.00	14657.00	15268.00	15879.00	16489.00	17100.00	& OVER
8600.01	172	8600.01	8214.01	8829.01	10443.01	11057.01	11871.01	12288.01	12900.01	13514.01	14129.01	14743.01	15357.01	15971.01	16588.01	17200.01
8650.00		8214.00	8829.00	10443.00	11057.00	11871.00	12288.00	12900.00	13514.00	14129.00	14743.00	15357.00	15971.00	16588.00	17200.00	& OVER
8650.01	173	8650.01	8268.01	8886.01	10504.01	11121.01	11739.01	12357.01	12975.01	13593.01	14211.01	14829.01	15446.01	16064.01	16682.01	17300.01
8700.00		8268.00	8886.00	10504.00	11121.00	11739.00	12357.00	12975.00	13593.00	14211.00	14829.00	15446.00	16064.00	16682.00	17300.00	& OVER
8700.01	174	8700.01	8321.01	8943.01	10564.01	11186.01	11807.01	12429.01	13050.01	13671.01	14293.01	14914.01	15536.01	16157.01	16779.01	17400.01
8750.00		8321.00	8943.00	10564.00	11186.00	11807.00	12429.00	13050.00	13671.00	14293.00	14914.00	15536.00	16157.00	16779.00	17400.00	& OVER
8750.01	175	8750.01	8375.01	8975.01	10600.01	11250.01	11900.01	12550.01	13200.01	13850.01	14500.01	15150.01	15800.01	16450.01	17100.01	17750.01
8800.00		8375.00	8975.00	10600.00	11250.00	11900.00	12550.00	13200.00	13850.00	14500.00	15150.00	15800.00	16450.00	17100.00	17750.00	& OVER
8800.01	176	8800.01	8429.01	9057.01	10688.01	11314.01	11943.01	12571.01	13200.01	13829.01	14457.01	15086.01	15714.01	16343.01	16971.01	17600.01
8850.00		8429.00	9057.00	10688.00	11314.00	11943.00	12571.00	13200.00	13829.00	14457.00	15086.00	15714.00	16343.00	16971.00	17600.00	& OVER
8850.01	177	8850.01	8482.01	9114.01	10748.01	11379.01	12011.01	12643.01	13275.01	13907.01	14539.01	15171.01	15804.01	16436.01	17068.01	17700.01
8900.00		8482.00	9114.00	10748.00	11379.00	12011.00	12643.00	13275.00	13907.00	14539.00	15171.00	15804.00	16436.00	17068.00	17700.00	& OVER
8900.01	178	8900.01	8536.01	9171.01	10807.01	11443.01	12079.01	12714.01	13350.01	13986.01	14621.01	15257.01	15893.01	16529.01	17164.01	17800.01
8950.00		8536.00	9171.00	10807.00	11443.00	12079.00	12714.00	13350.00	13986.00	14621.00	15257.00	15893.00	16529.00	17164.00	17800.00	& OVER
8950.01	179	8950.01	8589.01	9229.01	10888.01	11507.01	12146.01	12788.01	13425.01	14064.01	14704.01	15343.01	15982.01	16621.01	17261.01	17900.01
9000.00		8589.00	9229.00	10888.00	11507.00	12146.00	12788.00	13425.00	14064.00	14704.00	15343.00	15982.00	16621.00	17261.00	17900.00	& OVER
9000.01	180	9000.01	8643.01	9286.01	10929.01	11571.01	12214.01	12857.01	13500.01	14143.01	14786.01	15429.01	16071.01	16714.01	17357.01	18000.01
9050.00		8643.00	9286.00	10929.00	11571.00	12214.00	12857.00	13500.00	14143.00	14786.00	15429.00	16071.00	16714.00	17357.00	18000.00	& OVER
9050.01	181	9050.01	8696.01	9343.01	10989.01	11636.01	12282.01	12929.01	13575.01	14221.01	14868.01	15514.01	16161.01	16807.01	17454.01	18100.01
9100.00		8696.00	9343.00	10989.00	11636.00	12282.00	12929.00	13575.00	14221.00	14868.00	15514.00	16161.00	16807.00	17454.00	18100.00	& OVER
9100.01	182	9100.01	8750.01	9400.01	11050.01	11700.01	12350.01	13000.01	13650.01	14300.01	14950.01	15600.01	16250.01	16900.01	17550.01	18200.01
9150.00		8750.00	9400.00	11050.00	11700.00	12350.00	13000.00	13650.00	14300.00	14950.00	15600.00	16250.00	16900.00	17550.00	18200.00	& OVER
9150.01	183	9150.01	8804.01	9457.01	11111.01	11764.01	12418.01	13071.01	13725.01	14379.01	15032.01	15686.01	16339.01	16993.01	17646.01	18300.01
9200.00		8804.00	9457.00	11111.00	11764.00	12418.00	13071.00	13725.00	14379.00	15032.00	15686.00	16339.00	16993.00	17646.00	18300.00	& OVER
9200.01	184	9200.01	8857.01	9514.01	11171.01	11829.01	12486.01	13143.01	13800.01	14457.01	15114.01	15771.01	16428.01	17086.01	17743.01	18400.01
9250.00		8857.00	9514.00	11171.00	11829.00	12486.00	13143.00	13800.00	14457.00	15114.00	15771.00	16428.00	17086.00	17743.00	18400.00	& OVER
9250.01	185	9250.01	8911.01	9571.01	11232.01	11893.01	12554.01	13214.01	13875.01	14536.01	15196.01	15857.01	16518.01	17179.01	17839.01	18500.01
9300.00		8911.00	9571.00	11232.00	11893.00	12554.00	13214.00	13875.00	14536.00	15196.00	15857.00	16518.00	17179.00	17839.00	18500.00	& OVER
9300.01	186	9300.01	8964.01	9629.01	11293.01	11957.01	12621.01	13286.01	13950.01	14614.01	15279.01	15943.01	16607.01	17271.01	17938.01	18600.01
9350.00		8964.00	9629.00	11293.00	11957.00	12621.00	13286.00	13950.00	14614.00	15279.00	15943.00	16607.00	17271.00	17938.00	18600.00	& OVER
9350.01	187	9350.01	9018.01	9688.01	11354.01	12021.01	12689.01	13357.01	14025.01	14693.01	15361.01	16029.01	16698.01	17364.01	18032.01	18700.01
9400.00		9018.00	9688.00	11354.00	12021.00	12689.00	13357.00	14025.00	14693.00	15361.00	16029.00	16698.00	17364.00	18032.00	18700.00	& OVER
9400.01	188	9400.01	10071.01	10743.01	11414.01	12086.01	12757.01	13429.01	14100.01	14771.01	15443.01	16114.01	16786.01	17457.01	18129.01	18800.01

BENEFIT TABLE (Continued)

Col. A	Col. B															
HIGHEST TWO QUARTER EARNINGS	WEEKLY BENEFIT AMOUNT	12 WEEKS	13 WEEKS	14 WEEKS	15 WEEKS	16 WEEKS	17 WEEKS	18 WEEKS	19 WEEKS	20 WEEKS	21 WEEKS	22 WEEKS	23 WEEKS	24 WEEKS	25 WEEKS	26 WEEKS
9450.00		10071.00	10743.00	11414.00	12086.00	12767.00	13429.00	14100.00	14771.00	15443.00	16114.00	16786.00	17457.00	18128.00	18800.00	& OVER
9450.01	189	9450.01	10125.01	10800.01	11475.01	12150.01	12825.01	13500.01	14175.01	14850.01	15525.01	16200.01	16875.01	17550.01	18225.01	18900.01
9500.00		10125.00	10800.00	11475.00	12150.00	12825.00	13500.00	14175.00	14850.00	15525.00	16200.00	16875.00	17550.00	18225.00	18900.00	& OVER
9500.01	190	9500.01	10179.01	10857.01	11538.01	12214.01	12893.01	13571.01	14250.01	14929.01	15607.01	16286.01	16964.01	17643.01	18321.01	19000.01
9550.00		10179.00	10857.00	11538.00	12214.00	12893.00	13571.00	14250.00	14929.00	15607.00	16286.00	16964.00	17643.00	18321.00	19000.00	& OVER
9550.01	191	9550.01	10232.01	10914.01	11596.01	12279.01	12961.01	13643.01	14325.01	15007.01	15689.01	16371.01	17054.01	17736.01	18418.01	19100.01
9600.00		10232.00	10914.00	11596.00	12279.00	12961.00	13643.00	14325.00	15007.00	15689.00	16371.00	17054.00	17736.00	18418.00	19100.00	& OVER
9600.01	192	9600.01	10286.01	10971.01	11657.01	12343.01	13029.01	13714.01	14400.01	15086.01	15771.01	16457.01	17143.01	17829.01	18514.01	19200.01
9650.00		10286.00	10971.00	11657.00	12343.00	13029.00	13714.00	14400.00	15086.00	15771.00	16457.00	17143.00	17829.00	18514.00	19200.00	& OVER
9650.01	193	9650.01	10339.01	11029.01	11718.01	12407.01	13098.01	13788.01	14475.01	15164.01	15854.01	16543.01	17232.01	17921.01	18611.01	19300.01
9700.00		10339.00	11029.00	11718.00	12407.00	13098.00	13788.00	14475.00	15164.00	15854.00	16543.00	17232.00	17921.00	18611.00	19300.00	& OVER
9700.01	194	9700.01	10393.01	11086.01	11779.01	12471.01	13164.01	13857.01	14550.01	15243.01	15936.01	16629.01	17321.01	18014.01	18707.01	19400.01
9750.00		10393.00	11086.00	11779.00	12471.00	13164.00	13857.00	14550.00	15243.00	15936.00	16629.00	17321.00	18014.00	18707.00	19400.00	& OVER
9750.01	195	9750.01	10446.01	11143.01	11839.01	12536.01	13232.01	13928.01	14625.01	15321.01	16018.01	16714.01	17411.01	18107.01	18804.01	19500.01
9800.00		10446.00	11143.00	11839.00	12536.00	13232.00	13928.00	14625.00	15321.00	16018.00	16714.00	17411.00	18107.00	18804.00	19500.00	& OVER
9800.01	196	9800.01	10500.01	11200.01	11900.01	12600.01	13300.01	14000.01	14700.01	15400.01	16100.01	16800.01	17500.01	18200.01	18900.01	19600.01
9850.00		10500.00	11200.00	11900.00	12600.00	13300.00	14000.00	14700.00	15400.00	16100.00	16800.00	17500.00	18200.00	18900.00	19600.00	& OVER
9850.01	197	9850.01	10554.01	11257.01	11961.01	12664.01	13368.01	14071.01	14775.01	15479.01	16182.01	16886.01	17589.01	18293.01	18996.01	19700.01
9900.00		10554.00	11257.00	11961.00	12664.00	13368.00	14071.00	14775.00	15479.00	16182.00	16886.00	17589.00	18293.00	18996.00	19700.00	& OVER
9900.01	198	9900.01	10607.01	11314.01	12021.01	12729.01	13438.01	14143.01	14850.01	15557.01	16264.01	16971.01	17679.01	18386.01	19093.01	19800.01
9950.00		10607.00	11314.00	12021.00	12729.00	13438.00	14143.00	14850.00	15557.00	16264.00	16971.00	17679.00	18386.00	19093.00	19800.00	& OVER
9950.01	199	9950.01	10661.01	11371.01	12082.01	12793.01	13504.01	14214.01	14925.01	15636.01	16346.01	17057.01	17768.01	18479.01	19189.01	19900.01
10000.00		10661.00	11371.00	12082.00	12793.00	13504.00	14214.00	14925.00	15636.00	16346.00	17057.00	17768.00	18479.00	19189.00	19900.00	& OVER
10000.01	200	10000.01	10714.01	11429.01	12143.01	12857.01	13571.01	14286.01	15000.01	15714.01	16429.01	17143.01	17857.01	18571.01	19286.01	20000.01
10050.00		10714.00	11429.00	12143.00	12857.00	13571.00	14286.00	15000.00	15714.00	16429.00	17143.00	17857.00	18571.00	19286.00	20000.00	& OVER
10050.01	201	10050.01	10788.01	11488.01	12204.01	12921.01	13639.01	14357.01	15075.01	15793.01	16511.01	17229.01	17946.01	18664.01	19382.01	20100.01
10100.00		10788.00	11488.00	12204.00	12921.00	13639.00	14357.00	15075.00	15793.00	16511.00	17229.00	17946.00	18664.00	19382.00	20100.00	& OVER
10100.01	202	10100.01	10821.01	11543.01	12264.01	12986.01	13707.01	14429.01	15150.01	15871.01	16593.01	17314.01	18036.01	18757.01	19479.01	20200.01
10150.00		10821.00	11543.00	12264.00	12986.00	13707.00	14429.00	15150.00	15871.00	16593.00	17314.00	18036.00	18757.00	19479.00	20200.00	& OVER
10150.01	203	10150.01	10875.01	11600.01	12325.01	13050.01	13775.01	14500.01	15225.01	15950.01	16675.01	17400.01	18125.01	18850.01	19575.01	20300.01
10200.00		10875.00	11600.00	12325.00	13050.00	13775.00	14500.00	15225.00	15950.00	16675.00	17400.00	18125.00	18850.00	19575.00	20300.00	& OVER
10200.01	204	10200.01	10929.01	11657.01	12388.01	13114.01	13843.01	14571.01	15300.01	16029.01	16757.01	17486.01	18214.01	18943.01	19671.01	20400.01
10250.00		10929.00	11657.00	12388.00	13114.00	13843.00	14571.00	15300.00	16029.00	16757.00	17486.00	18214.00	18943.00	19671.00	20400.00	& OVER
10250.01	205	10250.01	10982.01	11714.01	12446.01	13179.01	13911.01	14643.01	15375.01	16107.01	16839.01	17571.01	18304.01	19036.01	19768.01	20500.01
10300.00		10982.00	11714.00	12446.00	13179.00	13911.00	14643.00	15375.00	16107.00	16839.00	17571.00	18304.00	19036.00	19768.00	20500.00	& OVER

BENEFIT TABLE (Continued)

Col. A	Col. B															
HIGHEST TWO QUARTER EARNINGS	WEEKLY BENEFIT AMOUNT	12 WEEKS	13 WEEKS	14 WEEKS	15 WEEKS	16 WEEKS	17 WEEKS	18 WEEKS	19 WEEKS	20 WEEKS	21 WEEKS	22 WEEKS	23 WEEKS	24 WEEKS	25 WEEKS	26 WEEKS
10300.01	206	10300.01	11036.01	11771.01	12507.01	13243.01	13979.01	14714.01	15450.01	16186.01	16921.01	17657.01	18393.01	19129.01	19864.01	20600.01
10350.00		11036.00	11771.00	12507.00	13243.00	13979.00	14714.00	15450.00	16186.00	16921.00	17657.00	18393.00	19129.00	19864.00	20600.00	& OVER
10350.01	207	10350.01	11089.01	11829.01	12568.01	13307.01	14046.01	14786.01	15525.01	16264.01	17004.01	17743.01	18482.01	19221.01	19961.01	20700.01
10400.00		11089.00	11829.00	12568.00	13307.00	14046.00	14786.00	15525.00	16264.00	17004.00	17743.00	18482.00	19221.00	19961.00	20700.00	& OVER
10400.01	208	10400.01	11143.01	11888.01	12629.01	13371.01	14114.01	14857.01	15600.01	16343.01	17086.01	17829.01	18571.01	19314.01	20057.01	20800.01
10450.00		11143.00	11888.00	12629.00	13371.00	14114.00	14857.00	15600.00	16343.00	17086.00	17829.00	18571.00	19314.00	20057.00	20800.00	& OVER
10450.01	209	10450.01	11198.01	11943.01	12689.01	13438.01	14182.01	14929.01	15675.01	16421.01	17168.01	17914.01	18661.01	19407.01	20154.01	20900.01
10500.00		11198.00	11943.00	12689.00	13438.00	14182.00	14929.00	15675.00	16421.00	17168.00	17914.00	18661.00	19407.00	20154.00	20900.00	& OVER
10500.01	210	10500.01	11250.01	12000.01	12750.01	13500.01	14250.01	15000.01	15750.01	16500.01	17250.01	18000.01	18750.01	19500.01	20250.01	21000.01
10550.00		11250.00	12000.00	12750.00	13500.00	14250.00	15000.00	15750.00	16500.00	17250.00	18000.00	18750.00	19500.00	20250.00	21000.00	& OVER
10550.01	211	10550.01	11304.01	12057.01	12811.01	13564.01	14318.01	15071.01	15825.01	16579.01	17332.01	18086.01	18839.01	19593.01	20346.01	21100.01
10600.00		11304.00	12057.00	12811.00	13564.00	14318.00	15071.00	15825.00	16579.00	17332.00	18086.00	18839.00	19593.00	20346.00	21100.00	& OVER
10600.01	212	10600.01	11357.01	12114.01	12871.01	13629.01	14386.01	15143.01	15900.01	16657.01	17414.01	18171.01	18929.01	19686.01	20443.01	21200.01
10650.00		11357.00	12114.00	12871.00	13629.00	14386.00	15143.00	15900.00	16657.00	17414.00	18171.00	18929.00	19686.00	20443.00	21200.00	& OVER
10650.01	213	10650.01	11411.01	12171.01	12932.01	13693.01	14454.01	15214.01	15975.01	16736.01	17496.01	18257.01	19018.01	19779.01	20539.01	21300.01
10700.00		11411.00	12171.00	12932.00	13693.00	14454.00	15214.00	15975.00	16736.00	17496.00	18257.00	19018.00	19779.00	20539.00	21300.00	& OVER
10700.01	214	10700.01	11464.01	12229.01	12993.01	13757.01	14521.01	15286.01	16050.01	16814.01	17579.01	18343.01	19107.01	19871.01	20636.01	21400.01
10750.00		11464.00	12229.00	12993.00	13757.00	14521.00	15286.00	16050.00	16814.00	17579.00	18343.00	19107.00	19871.00	20636.00	21400.00	& OVER
10750.01	215	10750.01	11518.01	12288.01	13054.01	13821.01	14588.01	15357.01	16125.01	16893.01	17661.01	18429.01	19198.01	19964.01	20732.01	21500.01
10800.00		11518.00	12288.00	13054.00	13821.00	14588.00	15357.00	16125.00	16893.00	17661.00	18429.00	19198.00	19964.00	20732.00	21500.00	& OVER
10800.01	216	10800.01	11571.01	12343.01	13114.01	13886.01	14657.01	15429.01	16200.01	16971.01	17743.01	18514.01	19286.01	20057.01	20829.01	21600.01
49869.99																
10850.00		11571.00	12343.00	13114.00	13886.00	14657.00	15429.00	16200.00	16971.00	17743.00	18514.00	19286.00	20057.00	20829.00	21600.00	& OVER
10850.01	217	10850.01	11625.01	12400.01	13175.01	13950.01	14725.01	15500.01	16275.01	17050.01	17825.01	18600.01	19375.01	20150.01	20925.01	21700.01
10900.00		11625.00	12400.00	13175.00	13950.00	14725.00	15500.00	16275.00	17050.00	17825.00	18600.00	19375.00	20150.00	20925.00	21700.00	& OVER
10900.01	218	10900.01	11679.01	12457.01	13238.01	14014.01	14793.01	15571.01	16350.01	17129.01	17907.01	18686.01	19464.01	20243.01	21021.01	21800.01
10950.00		11679.00	12457.00	13238.00	14014.00	14793.00	15571.00	16350.00	17129.00	17907.00	18686.00	19464.00	20243.00	21021.00	21800.00	& OVER
10950.01	219	10950.01	11732.01	12514.01	13296.01	14079.01	14861.01	15643.01	16425.01	17207.01	17989.01	18771.01	19554.01	20336.01	21118.01	21900.01
11000.00		11732.00	12514.00	13296.00	14079.00	14861.00	15643.00	16425.00	17207.00	17989.00	18771.00	19554.00	20336.00	21118.00	21900.00	& OVER
11000.01	220	11000.01	11786.01	12571.01	13357.01	14143.01	14929.01	15714.01	16500.01	17286.01	18071.01	18857.01	19643.01	20429.01	21214.01	22000.01
11050.00		11786.00	12571.00	13357.00	14143.00	14929.00	15714.00	16500.00	17286.00	18071.00	18857.00	19643.00	20429.00	21214.00	22000.00	& OVER
11050.01	221	11050.01	11839.01	12629.01	13418.01	14207.01	14996.01	15786.01	16575.01	17364.01	18154.01	18943.01	19732.01	20521.01	21311.01	22100.01
11100.00		11839.00	12629.00	13418.00	14207.00	14996.00	15786.00	16575.00	17364.00	18154.00	18943.00	19732.00	20521.00	21311.00	22100.00	& OVER
11100.01	222	11100.01	11893.01	12688.01	13479.01	14271.01	15064.01	15857.01	16650.01	17443.01	18236.01	19029.01	19821.01	20614.01	21407.01	22200.01
11150.00		11893.00	12688.00	13479.00	14271.00	15064.00	15857.00	16650.00	17443.00	18236.00	19029.00	19821.00	20614.00	21407.00	22200.00	& OVER

BENEFIT TABLE (Continued)

Col. A	Col. B															
HIGHEST TWO QUARTER EARNINGS	WEEKLY BENEFIT AMOUNT	12 WEEKS	13 WEEKS	14 WEEKS	15 WEEKS	16 WEEKS	17 WEEKS	18 WEEKS	19 WEEKS	20 WEEKS	21 WEEKS	22 WEEKS	23 WEEKS	24 WEEKS	25 WEEKS	26 WEEKS
11150.01	223	11150.01	11946.01	12743.01	13539.01	14336.01	15132.01	15929.01	16725.01	17521.01	18318.01	19114.01	19911.01	20707.01	21504.01	22300.01
11200.00		11946.00	12743.00	13539.00	14338.00	15132.00	15929.00	16725.00	17521.00	18318.00	19114.00	19911.00	20707.00	21504.00	22300.00	& OVER
11200.01	224	11200.01	12000.01	12800.01	13600.01	14400.01	15200.01	16000.01	16800.01	17600.01	18400.01	19200.01	20000.01	20800.01	21600.01	22400.01
& OVER		12000.00	12800.00	13600.00	14400.00	15200.00	16000.00	16800.00	17600.00	18400.00	19200.00	20000.00	20800.00	21600.00	22400.00	& OVER
11250.00																
11250.01	225	11250.01	12054.01	12857.01	13661.01	14464.01	15268.01	16071.01	16875.01	17679.01	18482.01	19286.01	20089.01	20893.01	21696.01	22500.01
11300.00		12054.00	12857.00	13661.00	14464.00	15268.00	16071.00	16875.00	17679.00	18482.00	19286.00	20089.00	20893.00	21696.00	22500.00	& OVER
11300.01	226	11300.01	12107.01	12914.01	13721.01	14529.01	15338.01	16143.01	16950.01	17757.01	18564.01	19371.01	20179.01	20986.01	21793.01	22600.01
11350.00		12107.00	12914.00	13721.00	14529.00	15338.00	16143.00	16950.00	17757.00	18564.00	19371.00	20179.00	20986.00	21793.00	22600.00	& OVER
11350.01	227	11350.01	12161.01	12971.01	13782.01	14593.01	15404.01	16214.01	17025.01	17836.01	18646.01	19457.01	20268.01	21079.01	21889.01	22700.01
11400.00		12161.00	12971.00	13782.00	14593.00	15404.00	16214.00	17025.00	17836.00	18646.00	19457.00	20268.00	21079.00	21889.00	22700.00	& OVER
11400.01	228	11400.01	12214.01	13029.01	13843.01	14657.01	15471.01	16286.01	17100.01	17914.01	18729.01	19543.01	20357.01	21171.01	21986.01	22800.01
11450.00		12214.00	13029.00	13843.00	14657.00	15471.00	16286.00	17100.00	17914.00	18729.00	19543.00	20357.00	21171.00	21986.00	22800.00	& OVER
11450.01	229	11450.01	12268.01	13086.01	13904.01	14721.01	15539.01	16357.01	17175.01	17993.01	18811.01	19629.01	20448.01	21264.01	22082.01	22900.01
11500.00		12268.00	13086.00	13904.00	14721.00	15539.00	16357.00	17175.00	17993.00	18811.00	19629.00	20448.00	21264.00	22082.00	22900.00	& OVER
11500.01	230	11500.01	12321.01	13143.01	13964.01	14786.01	15607.01	16429.01	17250.01	18071.01	18893.01	19714.01	20536.01	21357.01	22179.01	23000.01
& OVER		12321.00	13143.00	13964.00	14786.00	15607.00	16429.00	17250.00	18071.00	18893.00	19714.00	20536.00	21357.00	22179.00	23000.00	& OVER

- 1 4. That § 60.2-602 of the Code of Virginia is amended and reenacted as follows:
2 § 60.2-602. Weekly benefit amount.
3 ~~For~~ *Beginning July 1, 2000*, for claims filed on or after ~~July 4, 1999~~ *July 2, 2000*, an eligible
4 individual's weekly "benefit amount" shall be the amount appearing in Column B in the "Benefit
5 Table" in this section on the line on which in Column A of such table, there appears the total wages
6 for insured work paid to such individual in the two quarters of his base period in which such total
7 wages were highest.
8 For claims filed prior to ~~July 4, 1999~~ *July 2, 2000*, an eligible individual's weekly "benefit
9 amount" shall be computed under the provisions of this section in force on the date such claim was
10 filed.

BENEFIT TABLE DIVISIO. DURATION OF BENEFITS

Col. A	Col. B															
HIGHEST TWO QUARTER EARNINGS	WEEKLY BENEFIT AMOUNT	12 WEEKS	13 WEEKS	14 WEEKS	15 WEEKS	16 WEEKS	17 WEEKS	18 WEEKS	19 WEEKS	20 WEEKS	21 WEEKS	22 WEEKS	23 WEEKS	24 WEEKS	25 WEEKS	26 WEEKS
2500.00	50	2500.00	2679.01	2857.01	3038.01	3214.01	3393.01	3571.01	3750.01	3929.01	4107.01	4288.01	4464.01	4643.01	4821.01	5000.01
2550.00		2679.00	2857.00	3038.00	3214.00	3393.00	3571.00	3750.00	3929.00	4107.00	4288.00	4464.00	4643.00	4821.00	5000.00	& OVER
2550.01	51	2550.01	2732.01	2914.01	3096.01	3279.01	3461.01	3643.01	3825.01	4007.01	4189.01	4371.01	4554.01	4738.01	4918.01	5100.01
2600.00		2732.00	2914.00	3096.00	3279.00	3461.00	3643.00	3825.00	4007.00	4189.00	4371.00	4554.00	4738.00	4918.00	5100.00	& OVER
2600.01	52	2600.01	2786.01	2971.01	3157.01	3343.01	3529.01	3714.01	3900.01	4086.01	4271.01	4457.01	4643.01	4829.01	5014.01	5200.01
2650.00		2786.00	2971.00	3157.00	3343.00	3529.00	3714.00	3900.00	4086.00	4271.00	4457.00	4643.00	4829.00	5014.00	5200.00	& OVER
2650.01	53	2650.01	2839.01	3029.01	3218.01	3407.01	3596.01	3786.01	3975.01	4164.01	4354.01	4543.01	4732.01	4921.01	5111.01	5300.01
2700.00		2839.00	3029.00	3218.00	3407.00	3596.00	3786.00	3975.00	4164.00	4354.00	4543.00	4732.00	4921.00	5111.00	5300.00	& OVER
2700.01	54	2700.01	2893.01	3086.01	3279.01	3471.01	3664.01	3857.01	4050.01	4243.01	4438.01	4629.01	4821.01	5014.01	5207.01	5400.01
2750.00		2893.00	3086.00	3279.00	3471.00	3664.00	3857.00	4050.00	4243.00	4438.00	4629.00	4821.00	5014.00	5207.00	5400.00	& OVER
2750.01	55	2750.01	2948.01	3143.01	3339.01	3538.01	3732.01	3929.01	4125.01	4321.01	4518.01	4714.01	4911.01	5107.01	5304.01	5500.01
2800.00		2948.00	3143.00	3339.00	3538.00	3732.00	3929.00	4125.00	4321.00	4518.00	4714.00	4911.00	5107.00	5304.00	5500.00	& OVER
2800.01	56	2800.01	3000.01	3200.01	3400.01	3600.01	3800.01	4000.01	4200.01	4400.01	4600.01	4800.01	5000.01	5200.01	5400.01	5600.01
2850.00		3000.00	3200.00	3400.00	3600.00	3800.00	4000.00	4200.00	4400.00	4600.00	4800.00	5000.00	5200.00	5400.00	5600.00	& OVER
2850.01	57	2850.01	3054.01	3257.01	3461.01	3664.01	3868.01	4071.01	4275.01	4479.01	4682.01	4886.01	5089.01	5293.01	5498.01	5700.01
2900.00		3054.00	3257.00	3461.00	3664.00	3868.00	4071.00	4275.00	4479.00	4682.00	4886.00	5089.00	5293.00	5498.00	5700.00	& OVER
2900.01	58	2900.01	3107.01	3314.01	3521.01	3728.01	3936.01	4143.01	4350.01	4557.01	4764.01	4971.01	5179.01	5386.01	5593.01	5800.01
2950.00		3107.00	3314.00	3521.00	3728.00	3936.00	4143.00	4350.00	4557.00	4764.00	4971.00	5179.00	5386.00	5593.00	5800.00	& OVER
2950.01	59	2950.01	3161.01	3371.01	3582.01	3793.01	4004.01	4214.01	4425.01	4636.01	4846.01	5057.01	5268.01	5479.01	5689.01	5900.01
3000.00		3161.00	3371.00	3582.00	3793.00	4004.00	4214.00	4425.00	4636.00	4846.00	5057.00	5268.00	5479.00	5689.00	5900.00	& OVER
3000.01	60	3000.01	3214.01	3429.01	3643.01	3857.01	4071.01	4288.01	4500.01	4714.01	4929.01	5143.01	5357.01	5571.01	5786.01	6000.01
3050.00		3214.00	3429.00	3643.00	3857.00	4071.00	4288.00	4500.00	4714.00	4929.00	5143.00	5357.00	5571.00	5786.00	6000.00	& OVER
3050.01	61	3050.01	3268.01	3486.01	3704.01	3921.01	4139.01	4367.01	4575.01	4793.01	5011.01	5229.01	5446.01	5664.01	5882.01	6100.01
3100.00		3268.00	3486.00	3704.00	3921.00	4139.00	4367.00	4575.00	4793.00	5011.00	5229.00	5446.00	5664.00	5882.00	6100.00	& OVER
3100.01	62	3100.01	3321.01	3543.01	3764.01	3986.01	4207.01	4429.01	4650.01	4871.01	5093.01	5314.01	5536.01	5757.01	5979.01	6200.01
3150.00		3321.00	3543.00	3764.00	3986.00	4207.00	4429.00	4650.00	4871.00	5093.00	5314.00	5536.00	5757.00	5979.00	6200.00	& OVER
3150.01	63	3150.01	3375.01	3600.01	3825.01	4050.01	4275.01	4500.01	4725.01	4950.01	5175.01	5400.01	5625.01	5850.01	6075.01	6300.01
3200.00		3375.00	3600.00	3825.00	4050.00	4275.00	4500.00	4725.00	4950.00	5175.00	5400.00	5625.00	5850.00	6075.00	6300.00	& OVER
3200.01	64	3200.01	3429.01	3657.01	3886.01	4114.01	4343.01	4571.01	4800.01	5029.01	5257.01	5486.01	5714.01	5943.01	6171.01	6400.01
3250.00		3429.00	3657.00	3886.00	4114.00	4343.00	4571.00	4800.00	5029.00	5257.00	5486.00	5714.00	5943.00	6171.00	6400.00	& OVER
3250.01	65	3250.01	3482.01	3714.01	3948.01	4179.01	4411.01	4643.01	4875.01	5107.01	5339.01	5571.01	5804.01	6036.01	6268.01	6500.01
3300.00		3482.00	3714.00	3948.00	4179.00	4411.00	4643.00	4875.00	5107.00	5339.00	5571.00	5804.00	6036.00	6268.00	6500.00	& OVER
3300.01	66	3300.01	3538.01	3771.01	4007.01	4243.01	4478.01	4714.01	4950.01	5186.01	5421.01	5657.01	5893.01	6129.01	6364.01	6600.01
3350.00		3538.00	3771.00	4007.00	4243.00	4478.00	4714.00	4950.00	5186.00	5421.00	5657.00	5893.00	6129.00	6364.00	6600.00	& OVER

BENEFIT TABLE (Continued)

Col. A	Col. B															
HIGHEST TWO QUARTER EARNINGS	WEEKLY BENEFIT AMOUNT	12 WEEKS	13 WEEKS	14 WEEKS	15 WEEKS	16 WEEKS	17 WEEKS	18 WEEKS	19 WEEKS	20 WEEKS	21 WEEKS	22 WEEKS	23 WEEKS	24 WEEKS	25 WEEKS	26 WEEKS
3350.01	67	3350.01	3589.01	3828.01	4068.01	4307.01	4546.01	4786.01	5025.01	5264.01	5504.01	5743.01	5982.01	6221.01	6461.01	6700.01
3400.00		3350.00	3628.00	4068.00	4307.00	4546.00	4786.00	5025.00	5264.00	5504.00	5743.00	5982.00	6221.00	6461.00	6700.00	& OVER
3400.01	68	3400.01	3643.01	3888.01	4129.01	4371.01	4614.01	4857.01	5100.01	5343.01	5588.01	5829.01	6071.01	6314.01	6557.01	6800.01
3450.00		3643.00	3888.00	4129.00	4371.00	4614.00	4857.00	5100.00	5343.00	5588.00	5829.00	6071.00	6314.00	6557.00	6800.00	& OVER
3450.01	69	3450.01	3698.01	3943.01	4188.01	4438.01	4682.01	4929.01	5175.01	5421.01	5668.01	5914.01	6161.01	6407.01	6654.01	6900.01
3500.00		3698.00	3943.00	4189.00	4438.00	4682.00	4929.00	5175.00	5421.00	5668.00	5914.00	6161.00	6407.00	6654.00	6900.00	& OVER
3500.01	70	3500.01	3750.01	4000.01	4250.01	4500.01	4750.01	5000.01	5250.01	5500.01	5750.01	6000.01	6250.01	6500.01	6750.01	7000.01
3550.00		3750.00	4000.00	4250.00	4500.00	4750.00	5000.00	5250.00	5500.00	5750.00	6000.00	6250.00	6500.00	6750.00	7000.00	& OVER
3550.01	71	3550.01	3804.01	4057.01	4311.01	4564.01	4818.01	5071.01	5325.01	5579.01	5832.01	6086.01	6339.01	6593.01	6846.01	7100.01
3600.00		3804.00	4057.00	4311.00	4564.00	4818.00	5071.00	5325.00	5579.00	5832.00	6086.00	6339.00	6593.00	6846.00	7100.00	& OVER
3600.01	72	3600.01	3857.01	4114.01	4371.01	4629.01	4886.01	5143.01	5400.01	5657.01	5914.01	6171.01	6429.01	6686.01	6943.01	7200.01
3650.00		3857.00	4114.00	4371.00	4629.00	4886.00	5143.00	5400.00	5657.00	5914.00	6171.00	6429.00	6686.00	6943.00	7200.00	& OVER
3650.01	73	3650.01	3911.01	4171.01	4432.01	4693.01	4954.01	5214.01	5475.01	5736.01	5998.01	6257.01	6518.01	6779.01	7039.01	7300.01
3700.00		3911.00	4171.00	4432.00	4693.00	4954.00	5214.00	5475.00	5736.00	5998.00	6257.00	6518.00	6779.00	7039.00	7300.00	& OVER
3700.01	74	3700.01	3984.01	4229.01	4493.01	4757.01	5021.01	5286.01	5550.01	5814.01	6079.01	6343.01	6607.01	6871.01	7136.01	7400.01
3750.00		3984.00	4229.00	4493.00	4757.00	5021.00	5286.00	5550.00	5814.00	6079.00	6343.00	6607.00	6871.00	7136.00	7400.00	& OVER
3750.01	75	3750.01	4018.01	4288.01	4554.01	4821.01	5088.01	5357.01	5625.01	5893.01	6161.01	6429.01	6698.01	6964.01	7232.01	7500.01
3800.00		4018.00	4288.00	4554.00	4821.00	5088.00	5357.00	5625.00	5893.00	6161.00	6429.00	6698.00	6964.00	7232.00	7500.00	& OVER
3800.01	76	3800.01	4071.01	4343.01	4614.01	4886.01	5167.01	5429.01	5700.01	5971.01	6243.01	6514.01	6786.01	7057.01	7329.01	7600.01
3850.00		4071.00	4343.00	4614.00	4886.00	5157.00	5429.00	5700.00	5971.00	6243.00	6514.00	6786.00	7057.00	7329.00	7600.00	& OVER
3850.01	77	3850.01	4125.01	4400.01	4675.01	4950.01	5225.01	5500.01	5775.01	6050.01	6325.01	6600.01	6875.01	7150.01	7425.01	7700.01
3900.00		4125.00	4400.00	4675.00	4950.00	5225.00	5500.00	5775.00	6050.00	6325.00	6600.00	6875.00	7150.00	7425.00	7700.00	& OVER
3900.01	78	3900.01	4179.01	4457.01	4736.01	5014.01	5293.01	5571.01	5850.01	6129.01	6407.01	6686.01	6964.01	7243.01	7521.01	7800.01
3950.00		4179.00	4457.00	4736.00	5014.00	5293.00	5571.00	5850.00	6129.00	6407.00	6686.00	6964.00	7243.00	7521.00	7800.00	& OVER
3950.01	79	3950.01	4232.01	4514.01	4798.01	5079.01	5361.01	5643.01	5925.01	6207.01	6489.01	6771.01	7054.01	7338.01	7618.01	7900.01
4000.00		4232.00	4514.00	4798.00	5079.00	5361.00	5643.00	5925.00	6207.00	6489.00	6771.00	7054.00	7338.00	7618.00	7900.00	& OVER
4000.01	80	4000.01	4286.01	4571.01	4857.01	5143.01	5429.01	5714.01	6000.01	6286.01	6571.01	6857.01	7143.01	7429.01	7714.01	8000.01
4050.00		4286.00	4571.00	4857.00	5143.00	5429.00	5714.00	6000.00	6286.00	6571.00	6857.00	7143.00	7429.00	7714.00	8000.00	& OVER
4050.01	81	4050.01	4339.01	4629.01	4918.01	5207.01	5498.01	5788.01	6075.01	6364.01	6654.01	6943.01	7232.01	7521.01	7811.01	8100.01
4100.00		4339.00	4629.00	4918.00	5207.00	5498.00	5788.00	6075.00	6364.00	6654.00	6943.00	7232.00	7521.00	7811.00	8100.00	& OVER
4100.01	82	4100.01	4393.01	4686.01	4979.01	5271.01	5564.01	5857.01	6150.01	6443.01	6736.01	7029.01	7321.01	7614.01	7907.01	8200.01
4150.00		4393.00	4686.00	4979.00	5271.00	5564.00	5857.00	6150.00	6443.00	6736.00	7029.00	7321.00	7614.00	7907.00	8200.00	& OVER
4150.01	83	4150.01	4446.01	4743.01	5039.01	5336.01	5632.01	5929.01	6225.01	6521.01	6818.01	7114.01	7411.01	7707.01	8004.01	8300.01
4200.00		4446.00	4743.00	5039.00	5336.00	5632.00	5929.00	6225.00	6521.00	6818.00	7114.00	7411.00	7707.00	8004.00	8300.00	& OVER
4200.01	84	4200.01	4500.01	4800.01	5100.01	5400.01	5700.01	6000.01	6300.01	6600.01	6900.01	7200.01	7500.01	7800.01	8100.01	8400

BENEFIT 3LE (Continued)

Col. A	Col. B																
HIGHEST TWO QUARTER EARNINGS	WEEKLY BENEFIT AMOUNT	12 WEEKS	13 WEEKS	14 WEEKS	15 WEEKS	16 WEEKS	17 WEEKS	18 WEEKS	19 WEEKS	20 WEEKS	21 WEEKS	22 WEEKS	23 WEEKS	24 WEEKS	25 WEEKS	26 WEEKS	
4250.00		4500.00	4800.00	5100.00	5400.00	5700.00	6000.00	6300.00	6600.00	6900.00	7200.00	7500.00	7800.00	8100.00	8400.00	& OVER	
4250.01	85	4250.01	4554.01	4857.01	5161.01	5464.01	5768.01	6071.01	6375.01	6679.01	6982.01	7286.01	7589.01	7893.01	8196.01	8500.01	
4300.00		4554.00	4857.00	5161.00	5464.00	5768.00	6071.00	6375.00	6679.00	6982.00	7286.00	7589.00	7893.00	8196.00	8500.00	& OVER	
4300.01	86	4300.01	4607.01	4914.01	5221.01	5529.01	5836.01	6143.01	6450.01	6757.01	7064.01	7371.01	7678.01	7986.01	8293.01	8600.01	
4350.00		4607.00	4914.00	5221.00	5529.00	5836.00	6143.00	6450.00	6757.00	7064.00	7371.00	7678.00	7986.00	8293.00	8600.00	& OVER	
4350.01	87	4350.01	4661.01	4971.01	5282.01	5593.01	5904.01	6214.01	6525.01	6836.01	7146.01	7457.01	7768.01	8079.01	8389.01	8700.01	
4400.00		4661.00	4971.00	5282.00	5593.00	5904.00	6214.00	6525.00	6836.00	7146.00	7457.00	7768.00	8079.00	8389.00	8700.00	& OVER	
4400.01	88	4400.01	4714.01	5029.01	5343.01	5657.01	5971.01	6286.01	6600.01	6914.01	7229.01	7543.01	7857.01	8171.01	8486.01	8800.01	
4450.00		4714.00	5029.00	5343.00	5657.00	5971.00	6286.00	6600.00	6914.00	7229.00	7543.00	7857.00	8171.00	8486.00	8800.00	& OVER	
4450.01	89	4450.01	4768.01	5086.01	5404.01	5721.01	6039.01	6357.01	6675.01	6993.01	7311.01	7629.01	7946.01	8264.01	8582.01	8900.01	
4500.00		4768.00	5086.00	5404.00	5721.00	6039.00	6357.00	6675.00	6993.00	7311.00	7629.00	7946.00	8264.00	8582.00	8900.00	& OVER	
4500.01	90	4500.01	4821.01	5143.01	5464.01	5786.01	6107.01	6429.01	6750.01	7071.01	7393.01	7714.01	8036.01	8357.01	8679.01	9000.01	
4550.00		4821.00	5143.00	5464.00	5786.00	6107.00	6429.00	6750.00	7071.00	7393.00	7714.00	8036.00	8357.00	8679.00	9000.00	& OVER	
4550.01	91	4550.01	4875.01	5200.01	5525.01	5850.01	6175.01	6500.01	6825.01	7150.01	7475.01	7800.01	8125.01	8450.01	8775.01	9100.01	
4600.00		4875.00	5200.00	5525.00	5850.00	6175.00	6500.00	6825.00	7150.00	7475.00	7800.00	8125.00	8450.00	8775.00	9100.00	& OVER	
4600.01	92	4600.01	4929.01	5257.01	5586.01	5914.01	6243.01	6571.01	6900.01	7229.01	7557.01	7886.01	8214.01	8543.01	8871.01	9200.01	
4650.00		4929.00	5257.00	5586.00	5914.00	6243.00	6571.00	6900.00	7229.00	7557.00	7886.00	8214.00	8543.00	8871.00	9200.00	& OVER	
4650.01	93	4650.01	4982.01	5314.01	5646.01	5979.01	6311.01	6643.01	6975.01	7307.01	7639.01	7971.01	8304.01	8636.01	8968.01	9300.01	
4700.00		4982.00	5314.00	5646.00	5979.00	6311.00	6643.00	6975.00	7307.00	7639.00	7971.00	8304.00	8636.00	8968.00	9300.00	& OVER	
4700.01	94	4700.01	5038.01	5371.01	5707.01	6043.01	6379.01	6714.01	7050.01	7386.01	7721.01	8057.01	8393.01	8729.01	9064.01	9400.01	
4750.00		5038.00	5371.00	5707.00	6043.00	6379.00	6714.00	7050.00	7386.00	7721.00	8057.00	8393.00	8729.00	9064.00	9400.00	& OVER	
4750.01	95	4750.01	5089.01	5429.01	5769.01	6107.01	6446.01	6786.01	7125.01	7464.01	7804.01	8143.01	8482.01	8821.01	9161.01	9500.01	
4800.00		5089.00	5429.00	5769.00	6107.00	6446.00	6786.00	7125.00	7464.00	7804.00	8143.00	8482.00	8821.00	9161.00	9500.00	& OVER	
4800.01	96	4800.01	5143.01	5486.01	5829.01	6171.01	6514.01	6857.01	7200.01	7543.01	7886.01	8229.01	8571.01	8914.01	9257.01	9600.01	
4850.00		5143.00	5486.00	5829.00	6171.00	6514.00	6857.00	7200.00	7543.00	7886.00	8229.00	8571.00	8914.00	9257.00	9600.00	& OVER	
4850.01	97	4850.01	5196.01	5543.01	5889.01	6236.01	6582.01	6929.01	7275.01	7621.01	7968.01	8314.01	8661.01	9007.01	9354.01	9700.01	
4900.00		5196.00	5543.00	5889.00	6236.00	6582.00	6929.00	7275.00	7621.00	7968.00	8314.00	8661.00	9007.00	9354.00	9700.00	& OVER	
4900.01	98	4900.01	5250.01	5600.01	5950.01	6300.01	6650.01	7000.01	7350.01	7700.01	8050.01	8400.01	8750.01	9100.01	9450.01	9800.01	
4950.00		5250.00	5600.00	5950.00	6300.00	6650.00	7000.00	7350.00	7700.00	8050.00	8400.00	8750.00	9100.00	9450.00	9800.00	& OVER	
4950.01	99	4950.01	5304.01	5657.01	6011.01	6364.01	6718.01	7071.01	7425.01	7779.01	8132.01	8486.01	8839.01	9193.01	9546.01	9900.01	
5000.00		5304.00	5657.00	6011.00	6364.00	6718.00	7071.00	7425.00	7779.00	8132.00	8486.00	8839.00	9193.00	9546.00	9900.00	& OVER	
5000.01	100	5000.01	5357.01	5714.01	6071.01	6429.01	6786.01	7143.01	7500.01	7857.01	8214.01	8571.01	8929.01	9286.01	9643.01	10000.01	
5050.00		5357.00	5714.00	6071.00	6429.00	6786.00	7143.00	7500.00	7857.00	8214.00	8571.00	8929.00	9286.00	9643.00	10000.00	& OVER	

BENEFIT TABLE (Continued)

Col: A	Col: B															
HIGHEST TWO QUARTER EARNINGS	WEEKLY BENEFIT AMOUNT	12 WEEKS	13 WEEKS	14 WEEKS	15 WEEKS	16 WEEKS	17 WEEKS	18 WEEKS	19 WEEKS	20 WEEKS	21 WEEKS	22 WEEKS	23 WEEKS	24 WEEKS	25 WEEKS	26 WEEKS
6050.01	101	6050.01	5411.01	5771.01	6132.01	6493.01	6854.01	7214.01	7575.01	7936.01	8296.01	8657.01	9018.01	9379.01	9739.01	10100.01
5100.00		5411.00	5771.00	6132.00	6493.00	6854.00	7214.00	7575.00	7936.00	8296.00	8657.00	9018.00	9379.00	9739.00	10100.00	& OVER
6100.01	102	6100.01	5484.01	5829.01	6193.01	6567.01	6921.01	7286.01	7650.01	8014.01	8379.01	8743.01	9107.01	9471.01	9836.01	10200.01
6150.00		5484.00	5829.00	6193.00	6567.00	6921.00	7286.00	7650.00	8014.00	8379.00	8743.00	9107.00	9471.00	9836.00	10200.00	& OVER
6150.01	103	6150.01	5518.01	5886.01	6254.01	6621.01	6989.01	7357.01	7725.01	8093.01	8461.01	8829.01	9196.01	9564.01	9932.01	10300.01
6200.00		5518.00	5886.00	6254.00	6621.00	6989.00	7357.00	7725.00	8093.00	8461.00	8829.00	9196.00	9564.00	9932.00	10300.00	& OVER
6200.01	104	6200.01	5571.01	5943.01	6314.01	6686.01	7057.01	7429.01	7800.01	8171.01	8543.01	8914.01	9286.01	9657.01	10029.01	10400.01
6250.00		5571.00	5943.00	6314.00	6686.00	7057.00	7429.00	7800.00	8171.00	8543.00	8914.00	9286.00	9657.00	10029.00	10400.00	& OVER
6250.01	105	6250.01	5625.01	6000.01	6375.01	6750.01	7125.01	7500.01	7875.01	8250.01	8625.01	9000.01	9375.01	9750.01	10125.01	10500.01
6300.00		5625.00	6000.00	6375.00	6750.00	7125.00	7500.00	7875.00	8250.00	8625.00	9000.00	9375.00	9750.00	10125.00	10500.00	& OVER
6300.01	106	6300.01	5679.01	6057.01	6436.01	6814.01	7193.01	7571.01	7950.01	8329.01	8707.01	9086.01	9464.01	9843.01	10221.01	10600.01
6350.00		5679.00	6057.00	6436.00	6814.00	7193.00	7571.00	7950.00	8329.00	8707.00	9086.00	9464.00	9843.00	10221.00	10600.00	& OVER
6350.01	107	6350.01	5732.01	6114.01	6496.01	6879.01	7261.01	7643.01	8025.01	8407.01	8789.01	9171.01	9554.01	9936.01	10318.01	10700.01
6400.00		5732.00	6114.00	6496.00	6879.00	7261.00	7643.00	8025.00	8407.00	8789.00	9171.00	9554.00	9936.00	10318.00	10700.00	& OVER
6400.01	108	6400.01	5786.01	6171.01	6557.01	6943.01	7329.01	7714.01	8100.01	8486.01	8871.01	9257.01	9643.01	10029.01	10414.01	10800.01
6450.00		5786.00	6171.00	6557.00	6943.00	7329.00	7714.00	8100.00	8486.00	8871.00	9257.00	9643.00	10029.00	10414.00	10800.00	& OVER
6450.01	109	6450.01	5839.01	6229.01	6618.01	7007.01	7396.01	7786.01	8175.01	8564.01	8954.01	9343.01	9732.01	10121.01	10511.01	10900.01
6500.00		5839.00	6229.00	6618.00	7007.00	7396.00	7786.00	8175.00	8564.00	8954.00	9343.00	9732.00	10121.00	10511.00	10900.00	& OVER
6500.01	110	6500.01	5893.01	6286.01	6679.01	7071.01	7464.01	7857.01	8250.01	8643.01	9036.01	9429.01	9821.01	10214.01	10607.01	11000.01
6550.00		5893.00	6286.00	6679.00	7071.00	7464.00	7857.00	8250.00	8643.00	9036.00	9429.00	9821.00	10214.00	10607.00	11000.00	& OVER
6550.01	111	6550.01	5946.01	6343.01	6739.01	7136.01	7532.01	7929.01	8325.01	8721.01	9118.01	9514.01	9911.01	10307.01	10704.01	11100.01
6600.00		5946.00	6343.00	6739.00	7136.00	7532.00	7929.00	8325.00	8721.00	9118.00	9514.00	9911.00	10307.00	10704.00	11100.00	& OVER
6600.01	112	6600.01	6000.01	6400.01	6800.01	7200.01	7600.01	8000.01	8400.01	8800.01	9200.01	9600.01	10000.01	10400.01	10800.01	11200.01
6650.00		6000.00	6400.00	6800.00	7200.00	7600.00	8000.00	8400.00	8800.00	9200.00	9600.00	10000.00	10400.00	10800.00	11200.00	& OVER
6650.01	113	6650.01	6054.01	6467.01	6881.01	7284.01	7688.01	8071.01	8475.01	8879.01	9282.01	9686.01	10089.01	10493.01	10896.01	11300.01
6700.00		6054.00	6467.00	6881.00	7284.00	7688.00	8071.00	8475.00	8879.00	9282.00	9686.00	10089.00	10493.00	10896.00	11300.00	& OVER
6700.01	114	6700.01	6107.01	6514.01	6921.01	7329.01	7736.01	8143.01	8550.01	8957.01	9364.01	9771.01	10179.01	10586.01	10993.01	11400.01
6750.00		6107.00	6514.00	6921.00	7329.00	7736.00	8143.00	8550.00	8957.00	9364.00	9771.00	10179.00	10586.00	10993.00	11400.00	& OVER
6750.01	115	6750.01	6161.01	6571.01	6982.01	7393.01	7804.01	8214.01	8625.01	9036.01	9446.01	9857.01	10268.01	10679.01	11089.01	11500.01
6800.00		6161.00	6571.00	6982.00	7393.00	7804.00	8214.00	8625.00	9036.00	9446.00	9857.00	10268.00	10679.00	11089.00	11500.00	& OVER
6800.01	116	6800.01	6214.01	6629.01	7043.01	7457.01	7871.01	8286.01	8700.01	9114.01	9529.01	9943.01	10357.01	10771.01	11186.01	11600.01
6850.00		6214.00	6629.00	7043.00	7457.00	7871.00	8286.00	8700.00	9114.00	9529.00	9943.00	10357.00	10771.00	11186.00	11600.00	& OVER
6850.01	117	6850.01	6268.01	6686.01	7104.01	7521.01	7939.01	8357.01	8775.01	9193.01	9611.01	10029.01	10446.01	10864.01	11282.01	11700.01
6900.00		6268.00	6686.00	7104.00	7521.00	7939.00	8357.00	8775.00	9193.00	9611.00	10029.00	10446.00	10864.00	11282.00	11700.00	& OVER
6900.01	118	6900.01	6321.01	6743.01	7164.01	7586.01	8007.01	8429.01	8850.01	9271.01	9693.01	10114.01	10536.01	10957.01	11379.01	11800.01

BENEFIT TABLE (Continued)

Col. A	Col. B																
HIGHEST TWO QUARTER EARNINGS	WEEKLY BENEFIT AMOUNT	12 WEEKS	13 WEEKS	14 WEEKS	15 WEEKS	16 WEEKS	17 WEEKS	18 WEEKS	19 WEEKS	20 WEEKS	21 WEEKS	22 WEEKS	23 WEEKS	24 WEEKS	25 WEEKS	26 WEEKS	
5950.00		6321.00	6743.00	7194.00	7686.00	8007.00	8429.00	8850.00	9271.00	9693.00	10114.00	10536.00	10957.00	11379.00	11800.00	& OVER	
5950.01	119	6960.01	6975.01	6800.01	7225.01	7650.01	8075.01	8500.01	8925.01	9350.01	9775.01	10200.01	10625.01	11050.01	11475.01	11900.01	
6000.00		6375.00	6800.00	7225.00	7650.00	8075.00	8500.00	8925.00	9350.00	9775.00	10200.00	10625.00	11050.00	11475.00	11900.00	& OVER	
6000.01	120	8000.01	6429.01	6857.01	7286.01	7714.01	8143.01	8571.01	9000.01	9429.01	9857.01	10286.01	10714.01	11143.01	11571.01	12000.01	
6050.00		6429.00	6857.00	7286.00	7714.00	8143.00	8571.00	9000.00	9429.00	9857.00	10286.00	10714.00	11143.00	11571.00	12000.00	& OVER	
6050.01	121	6050.01	6482.01	6914.01	7346.01	7779.01	8211.01	8643.01	9075.01	9507.01	9939.01	10371.01	10804.01	11236.01	11668.01	12100.01	
6100.00		6482.00	6914.00	7346.00	7779.00	8211.00	8643.00	9075.00	9507.00	9939.00	10371.00	10804.00	11236.00	11668.00	12100.00	& OVER	
6100.01	122	6100.01	6536.01	6971.01	7407.01	7843.01	8279.01	8714.01	9150.01	9586.01	10021.01	10457.01	10893.01	11329.01	11764.01	12200.01	
6150.00		6536.00	6971.00	7407.00	7843.00	8279.00	8714.00	9150.00	9586.00	10021.00	10457.00	10893.00	11329.00	11764.00	12200.00	& OVER	
6150.01	123	6150.01	6589.01	7029.01	7468.01	7907.01	8346.01	8786.01	9225.01	9664.01	10104.01	10543.01	10982.01	11421.01	11861.01	12300.01	
6200.00		6589.00	7029.00	7468.00	7907.00	8346.00	8786.00	9225.00	9664.00	10104.00	10543.00	10982.00	11421.00	11861.00	12300.00	& OVER	
6200.01	124	6200.01	6643.01	7086.01	7529.01	7971.01	8414.01	8857.01	9300.01	9743.01	10186.01	10629.01	11071.01	11514.01	11957.01	12400.01	
6250.00		6643.00	7086.00	7529.00	7971.00	8414.00	8857.00	9300.00	9743.00	10186.00	10629.00	11071.00	11514.00	11957.00	12400.00	& OVER	
6250.01	125	6250.01	6696.01	7143.01	7589.01	8036.01	8482.01	8929.01	9375.01	9821.01	10268.01	10714.01	11161.01	11607.01	12054.01	12500.01	
6300.00		6696.00	7143.00	7589.00	8036.00	8482.00	8929.00	9375.00	9821.00	10268.00	10714.00	11161.00	11607.00	12054.00	12500.00	& OVER	
6300.01	126	6300.01	6750.01	7200.01	7650.01	8100.01	8550.01	9000.01	9450.01	9900.01	10350.01	10800.01	11250.01	11700.01	12150.01	12600.01	
6350.00		6750.00	7200.00	7650.00	8100.00	8550.00	9000.00	9450.00	9900.00	10350.00	10800.00	11250.00	11700.00	12150.00	12600.00	& OVER	
6350.01	127	6350.01	6804.01	7267.01	7711.01	8164.01	8618.01	9071.01	9525.01	9979.01	10432.01	10886.01	11339.01	11793.01	12246.01	12700.01	
6400.00		6804.00	7257.00	7711.00	8164.00	8618.00	9071.00	9525.00	9979.00	10432.00	10886.00	11339.00	11793.00	12246.00	12700.00	& OVER	
6400.01	128	6400.01	6857.01	7314.01	7771.01	8229.01	8686.01	9143.01	9600.01	10057.01	10514.01	10971.01	11429.01	11886.01	12343.01	12800.01	
6450.00		6857.00	7314.00	7771.00	8229.00	8686.00	9143.00	9600.00	10057.00	10514.00	10971.00	11429.00	11886.00	12343.00	12800.00	& OVER	
6450.01	129	6450.01	6911.01	7371.01	7832.01	8293.01	8754.01	9214.01	9675.01	10136.01	10596.01	11057.01	11518.01	11979.01	12439.01	12900.01	
6500.00		6911.00	7371.00	7832.00	8293.00	8754.00	9214.00	9675.00	10136.00	10596.00	11057.00	11518.00	11979.00	12439.00	12900.00	& OVER	
6500.01	130	6500.01	6964.01	7429.01	7893.01	8357.01	8821.01	9286.01	9750.01	10214.01	10678.01	11143.01	11607.01	12071.01	12536.01	13000.01	
6550.00		6964.00	7429.00	7893.00	8357.00	8821.00	9286.00	9750.00	10214.00	10678.00	11143.00	11607.00	12071.00	12536.00	13000.00	& OVER	
6550.01	131	6550.01	7018.01	7486.01	7954.01	8421.01	8889.01	9357.01	9825.01	10293.01	10761.01	11229.01	11696.01	12164.01	12632.01	13100.01	
6600.00		7018.00	7486.00	7954.00	8421.00	8889.00	9357.00	9825.00	10293.00	10761.00	11229.00	11696.00	12164.00	12632.00	13100.00	& OVER	
6600.01	132	6600.01	7071.01	7543.01	8014.01	8486.01	8957.01	9429.01	9900.01	10371.01	10843.01	11314.01	11786.01	12257.01	12729.01	13200.01	
6650.00		7071.00	7543.00	8014.00	8486.00	8957.00	9429.00	9900.00	10371.00	10843.00	11314.00	11786.00	12257.00	12729.00	13200.00	& OVER	
6650.01	133	6650.01	7125.01	7600.01	8075.01	8550.01	9025.01	9500.01	9975.01	10450.01	10925.01	11400.01	11875.01	12350.01	12825.01	13300.01	
6700.00		7125.00	7600.00	8075.00	8550.00	9025.00	9500.00	9975.00	10450.00	10925.00	11400.00	11875.00	12350.00	12825.00	13300.00	& OVER	
6700.01	134	6700.01	7179.01	7657.01	8136.01	8614.01	9093.01	9571.01	10050.01	10529.01	11007.01	11486.01	11964.01	12443.01	12921.01	13400.01	
6750.00		7179.00	7657.00	8136.00	8614.00	9093.00	9571.00	10050.00	10529.00	11007.00	11486.00	11964.00	12443.00	12921.00	13400.00	& OVER	
6750.01	135	6750.01	7232.01	7714.01	8196.01	8679.01	9161.01	9643.01	10125.01	10607.01	11089.01	11571.01	12054.01	12536.01	13018.01	13500.01	
6800.00		7232.00	7714.00	8196.00	8679.00	9161.00	9643.00	10125.00	10607.00	11089.00	11571.00	12054.00	12536.00	13018.00	13500.00	& OVER	

BENEFIT TABLE (Continued)

Col. A	Col. B															
HIGHEST TWO QUARTER EARNINGS	WEEKLY BENEFIT AMOUNT	12 WEEKS	13 WEEKS	14 WEEKS	15 WEEKS	16 WEEKS	17 WEEKS	18 WEEKS	19 WEEKS	20 WEEKS	21 WEEKS	22 WEEKS	23 WEEKS	24 WEEKS	25 WEEKS	26 WEEKS
8800.01	138	6800.01	7288.01	7771.01	8257.01	8743.01	9229.01	9714.01	10200.01	10688.01	11171.01	11657.01	12143.01	12629.01	13114.01	13600.01
6850.00		7288.00	7771.00	8257.00	8743.00	9229.00	9714.00	10200.00	10688.00	11171.00	11657.00	12143.00	12629.00	13114.00	13600.00	& OVER
6850.01	137	6850.01	7339.01	7828.01	8318.01	8807.01	9296.01	9788.01	10275.01	10764.01	11254.01	11743.01	12232.01	12721.01	13211.01	13700.01
6900.00		7339.00	7828.00	8318.00	8807.00	9296.00	9788.00	10275.00	10764.00	11254.00	11743.00	12232.00	12721.00	13211.00	13700.00	& OVER
6900.01	138	6900.01	7393.01	7886.01	8379.01	8871.01	9364.01	9857.01	10350.01	10843.01	11338.01	11829.01	12321.01	12814.01	13307.01	13800.01
6950.00		7393.00	7886.00	8379.00	8871.00	9364.00	9857.00	10350.00	10843.00	11338.00	11829.00	12321.00	12814.00	13307.00	13800.00	& OVER
6950.01	139	6950.01	7448.01	7943.01	8439.01	8936.01	9432.01	9929.01	10425.01	10921.01	11418.01	11914.01	12411.01	12907.01	13404.01	13900.01
7000.00		7448.00	7943.00	8439.00	8936.00	9432.00	9929.00	10425.00	10921.00	11418.00	11914.00	12411.00	12907.00	13404.00	13900.00	& OVER
7000.01	140	7000.01	7500.01	8000.01	8500.01	9000.01	9500.01	10000.01	10500.01	11000.01	11500.01	12000.01	12500.01	13000.01	13500.01	14000.01
7050.00		7500.00	8000.00	8500.00	9000.00	9500.00	10000.00	10500.00	11000.00	11500.00	12000.00	12500.00	13000.00	13500.00	14000.00	& OVER
7050.01	141	7050.01	7554.01	8057.01	8561.01	9064.01	9568.01	10071.01	10575.01	11079.01	11582.01	12088.01	12589.01	13093.01	13598.01	14100.01
7100.00		7554.00	8057.00	8561.00	9064.00	9568.00	10071.00	10575.00	11079.00	11582.00	12088.00	12589.00	13093.00	13598.00	14100.00	& OVER
7100.01	142	7100.01	7607.01	8114.01	8621.01	9129.01	9638.01	10143.01	10650.01	11157.01	11664.01	12171.01	12679.01	13186.01	13693.01	14200.01
7150.00		7607.00	8114.00	8621.00	9129.00	9638.00	10143.00	10650.00	11157.00	11664.00	12171.00	12679.00	13186.00	13693.00	14200.00	& OVER
7150.01	143	7150.01	7661.01	8171.01	8682.01	9193.01	9704.01	10214.01	10725.01	11238.01	11748.01	12257.01	12768.01	13279.01	13789.01	14300.01
7200.00		7661.00	8171.00	8682.00	9193.00	9704.00	10214.00	10725.00	11238.00	11748.00	12257.00	12768.00	13279.00	13789.00	14300.00	& OVER
7200.01	144	7200.01	7714.01	8229.01	8743.01	9257.01	9771.01	10288.01	10800.01	11314.01	11829.01	12343.01	12857.01	13371.01	13886.01	14400.01
7250.00		7714.00	8229.00	8743.00	9257.00	9771.00	10288.00	10800.00	11314.00	11829.00	12343.00	12857.00	13371.00	13886.00	14400.00	& OVER
7250.01	145	7250.01	7768.01	8288.01	8804.01	9321.01	9839.01	10357.01	10875.01	11393.01	11911.01	12429.01	12946.01	13464.01	13982.01	14500.01
7300.00		7768.00	8288.00	8804.00	9321.00	9839.00	10357.00	10875.00	11393.00	11911.00	12429.00	12946.00	13464.00	13982.00	14500.00	& OVER
7300.01	146	7300.01	7821.01	8343.01	8864.01	9386.01	9907.01	10429.01	10950.01	11471.01	11993.01	12514.01	13036.01	13557.01	14079.01	14600.01
7350.00		7821.00	8343.00	8864.00	9386.00	9907.00	10429.00	10950.00	11471.00	11993.00	12514.00	13036.00	13557.00	14079.00	14600.00	& OVER
7350.01	147	7350.01	7876.01	8400.01	8925.01	9450.01	9975.01	10500.01	11025.01	11550.01	12075.01	12600.01	13125.01	13650.01	14175.01	14700.01
7400.00		7875.00	8400.00	8925.00	9450.00	9975.00	10500.00	11025.00	11550.00	12075.00	12600.00	13125.00	13650.00	14175.00	14700.00	& OVER
7400.01	148	7400.01	7929.01	8457.01	8988.01	9514.01	10043.01	10571.01	11100.01	11629.01	12157.01	12686.01	13214.01	13743.01	14271.01	14800.01
7450.00		7929.00	8457.00	8988.00	9514.00	10043.00	10571.00	11100.00	11629.00	12157.00	12686.00	13214.00	13743.00	14271.00	14800.00	& OVER
7450.01	149	7450.01	7982.01	8514.01	9048.01	9579.01	10111.01	10643.01	11175.01	11707.01	12239.01	12771.01	13304.01	13836.01	14368.01	14900.01
7500.00		7982.00	8514.00	9048.00	9579.00	10111.00	10643.00	11175.00	11707.00	12239.00	12771.00	13304.00	13836.00	14368.00	14900.00	& OVER
7500.01	150	7500.01	8038.01	8571.01	9107.01	9643.01	10179.01	10714.01	11250.01	11786.01	12321.01	12857.01	13393.01	13929.01	14464.01	15000.01
7550.00		8038.00	8571.00	9107.00	9643.00	10179.00	10714.00	11250.00	11786.00	12321.00	12857.00	13393.00	13929.00	14464.00	15000.00	& OVER
7550.01	151	7550.01	8089.01	8629.01	9168.01	9707.01	10246.01	10788.01	11325.01	11864.01	12404.01	12943.01	13482.01	14021.01	14561.01	15100.01
7600.00		8089.00	8629.00	9168.00	9707.00	10246.00	10788.00	11325.00	11864.00	12404.00	12943.00	13482.00	14021.00	14561.00	15100.00	& OVER
7600.01	152	7600.01	8143.01	8688.01	9229.01	9771.01	10314.01	10857.01	11400.01	11943.01	12486.01	13029.01	13571.01	14114.01	14657.01	15200.01
7650.00		8143.00	8688.00	9229.00	9771.00	10314.00	10857.00	11400.00	11943.00	12486.00	13029.00	13571.00	14114.00	14657.00	15200.00	& OVER
7650.01	153	7650.01	8198.01	8743.01	9289.01	9838.01	10382.01	10929.01	11475.01	12021.01	12568.01	13114.01	13661.01	14207.01	14754.01	15300.01

BENEFIT TABLE (Continued)

Col. A	Col. B															
HIGHEST TWO QUARTER EARNINGS	WEEKLY BENEFIT AMOUNT	12 WEEKS	13 WEEKS	14 WEEKS	15 WEEKS	16 WEEKS	17 WEEKS	18 WEEKS	19 WEEKS	20 WEEKS	21 WEEKS	22 WEEKS	23 WEEKS	24 WEEKS	25 WEEKS	26 WEEKS
7700.00		8188.00	8743.00	9289.00	9838.00	10382.00	10929.00	11475.00	12021.00	12568.00	13114.00	13661.00	14207.00	14754.00	15300.00	& OVER
7700.01	154	7700.01	8250.01	8800.01	9350.01	9900.01	10450.01	11000.01	11550.01	12100.01	12650.01	13200.01	13750.01	14300.01	14850.01	15400.01
7750.00		8250.00	8800.00	9350.00	9900.00	10450.00	11000.00	11550.00	12100.00	12650.00	13200.00	13750.00	14300.00	14850.00	15400.00	& OVER
7750.01	155	7750.01	8304.01	8857.01	9411.01	9964.01	10518.01	11071.01	11625.01	12179.01	12732.01	13286.01	13839.01	14393.01	14946.01	15500.01
7800.00		8304.00	8857.00	9411.00	9964.00	10518.00	11071.00	11625.00	12179.00	12732.00	13286.00	13839.00	14393.00	14946.00	15500.00	& OVER
7800.01	156	7800.01	8357.01	8914.01	9471.01	10029.01	10588.01	11143.01	11700.01	12257.01	12814.01	13371.01	13929.01	14486.01	15043.01	15600.01
7850.00		8357.00	8914.00	9471.00	10029.00	10588.00	11143.00	11700.00	12257.00	12814.00	13371.00	13929.00	14486.00	15043.00	15600.00	& OVER
7850.01	157	7850.01	8411.01	8971.01	9532.01	10093.01	10654.01	11214.01	11775.01	12336.01	12896.01	13457.01	14018.01	14578.01	15139.01	15700.01
7900.00		8411.00	8971.00	9532.00	10093.00	10654.00	11214.00	11775.00	12336.00	12896.00	13457.00	14018.00	14578.00	15139.00	15700.00	& OVER
7900.01	158	7900.01	8464.01	9029.01	9593.01	10157.01	10721.01	11286.01	11850.01	12414.01	12979.01	13543.01	14107.01	14671.01	15236.01	15800.01
7950.00		8464.00	9029.00	9593.00	10157.00	10721.00	11286.00	11850.00	12414.00	12979.00	13543.00	14107.00	14671.00	15236.00	15800.00	& OVER
7950.01	159	7950.01	8518.01	9086.01	9654.01	10221.01	10789.01	11357.01	11925.01	12493.01	13061.01	13629.01	14198.01	14764.01	15332.01	15900.01
8000.00		8518.00	9086.00	9654.00	10221.00	10789.00	11357.00	11925.00	12493.00	13061.00	13629.00	14198.00	14764.00	15332.00	15900.00	& OVER
8000.01	160	8000.01	8571.01	9143.01	9714.01	10286.01	10857.01	11429.01	12000.01	12571.01	13143.01	13714.01	14286.01	14857.01	15429.01	16000.01
8050.00		8571.00	9143.00	9714.00	10286.00	10857.00	11429.00	12000.00	12571.00	13143.00	13714.00	14286.00	14857.00	15429.00	16000.00	& OVER
8050.01	161	8050.01	8625.01	9200.01	9775.01	10350.01	10925.01	11500.01	12075.01	12650.01	13225.01	13800.01	14375.01	14950.01	15525.01	16100.01
8100.00		8625.00	9200.00	9775.00	10350.00	10925.00	11500.00	12075.00	12650.00	13225.00	13800.00	14375.00	14950.00	15525.00	16100.00	& OVER
8100.01	162	8100.01	8679.01	9257.01	9838.01	10414.01	10993.01	11571.01	12150.01	12729.01	13307.01	13886.01	14464.01	15043.01	15621.01	16200.01
8150.00		8679.00	9257.00	9838.00	10414.00	10993.00	11571.00	12150.00	12729.00	13307.00	13886.00	14464.00	15043.00	15621.00	16200.00	& OVER
8150.01	163	8150.01	8732.01	9314.01	9896.01	10479.01	11061.01	11643.01	12225.01	12807.01	13389.01	13971.01	14554.01	15136.01	15718.01	16300.01
8200.00		8732.00	9314.00	9896.00	10479.00	11061.00	11643.00	12225.00	12807.00	13389.00	13971.00	14554.00	15136.00	15718.00	16300.00	& OVER
8200.01	164	8200.01	8786.01	9371.01	9957.01	10543.01	11129.01	11714.01	12300.01	12886.01	13471.01	14057.01	14643.01	15229.01	15814.01	16400.01
8250.00		8786.00	9371.00	9957.00	10543.00	11129.00	11714.00	12300.00	12886.00	13471.00	14057.00	14643.00	15229.00	15814.00	16400.00	& OVER
8250.01	165	8250.01	8839.01	9429.01	10018.01	10607.01	11198.01	11788.01	12376.01	12964.01	13554.01	14143.01	14732.01	15321.01	15911.01	16500.01
8300.00		8839.00	9429.00	10018.00	10607.00	11198.00	11788.00	12376.00	12964.00	13554.00	14143.00	14732.00	15321.00	15911.00	16500.00	& OVER
8300.01	166	8300.01	8893.01	9486.01	10079.01	10671.01	11264.01	11857.01	12450.01	13043.01	13636.01	14229.01	14821.01	15414.01	16007.01	16600.01
8350.00		8893.00	9486.00	10079.00	10671.00	11264.00	11857.00	12450.00	13043.00	13636.00	14229.00	14821.00	15414.00	16007.00	16600.00	& OVER
8350.01	167	8350.01	8948.01	9543.01	10139.01	10736.01	11332.01	11929.01	12525.01	13121.01	13718.01	14314.01	14911.01	15507.01	16104.01	16700.01
8400.00		8948.00	9543.00	10139.00	10736.00	11332.00	11929.00	12525.00	13121.00	13718.00	14314.00	14911.00	15507.00	16104.00	16700.00	& OVER
8400.01	168	8400.01	9000.01	9600.01	10200.01	10800.01	11400.01	12000.01	12600.01	13200.01	13800.01	14400.01	15000.01	15600.01	16200.01	16800.01
8450.00		9000.00	9600.00	10200.00	10800.00	11400.00	12000.00	12600.00	13200.00	13800.00	14400.00	15000.00	15600.00	16200.00	16800.00	& OVER
8450.01	169	8450.01	9054.01	9657.01	10261.01	10864.01	11468.01	12071.01	12675.01	13279.01	13882.01	14486.01	15089.01	15693.01	16298.01	16900.01
8500.00		9054.00	9657.00	10261.00	10864.00	11468.00	12071.00	12675.00	13279.00	13882.00	14486.00	15089.00	15693.00	16298.00	16900.00	& OVER
8500.01	170	8500.01	9107.01	9714.01	10321.01	10929.01	11536.01	12143.01	12750.01	13357.01	13964.01	14571.01	15178.01	15786.01	16393.01	17000.01
8550.00		9107.00	9714.00	10321.00	10929.00	11536.00	12143.00	12750.00	13357.00	13964.00	14571.00	15178.00	15786.00	16393.00	17000.00	& OVER

BENEFIT TABLE (Continued)

Col. A	Col. B															
HIGHEST TWO QUARTER EARNINGS	WEEKLY BENEFIT AMOUNT	12 WEEKS	13 WEEKS	14 WEEKS	15 WEEKS	16 WEEKS	17 WEEKS	18 WEEKS	19 WEEKS	20 WEEKS	21 WEEKS	22 WEEKS	23 WEEKS	24 WEEKS	25 WEEKS	26 WEEKS
8550.01	171	8550.01	9161.01	9771.01	10382.01	10993.01	11604.01	12214.01	12825.01	13436.01	14046.01	14657.01	15268.01	15879.01	16489.01	17100.01
8600.00		9161.00	9771.00	10382.00	10993.00	11604.00	12214.00	12825.00	13436.00	14046.00	14657.00	15268.00	15879.00	16489.00	17100.00	& OVER
8600.01	172	8600.01	9214.01	9829.01	10443.01	11057.01	11671.01	12286.01	12900.01	13514.01	14129.01	14743.01	15357.01	15971.01	16586.01	17200.01
8650.00		9214.00	9829.00	10443.00	11057.00	11671.00	12286.00	12900.00	13514.00	14129.00	14743.00	15357.00	15971.00	16586.00	17200.00	& OVER
8650.01	173	8650.01	9268.01	9888.01	10504.01	11121.01	11739.01	12357.01	12976.01	13593.01	14211.01	14829.01	15448.01	16064.01	16682.01	17300.01
8700.00		9268.00	9888.00	10504.00	11121.00	11739.00	12357.00	12976.00	13593.00	14211.00	14829.00	15448.00	16064.00	16682.00	17300.00	& OVER
8700.01	174	8700.01	9321.01	9943.01	10564.01	11186.01	11807.01	12429.01	13050.01	13671.01	14293.01	14914.01	15536.01	16157.01	16779.01	17400.01
8750.00		9321.00	9943.00	10564.00	11186.00	11807.00	12429.00	13050.00	13671.00	14293.00	14914.00	15536.00	16157.00	16779.00	17400.00	& OVER
8750.01	175	8750.01	9375.01	10000.01	10625.01	11250.01	11875.01	12500.01	13125.01	13750.01	14375.01	15000.01	15625.01	16250.01	16875.01	17500.01
8800.00		9375.00	10000.00	10625.00	11250.00	11875.00	12500.00	13125.00	13750.00	14375.00	15000.00	15625.00	16250.00	16875.00	17500.00	& OVER
8800.01	176	8800.01	9429.01	10057.01	10686.01	11314.01	11943.01	12571.01	13200.01	13829.01	14457.01	15086.01	15714.01	16343.01	16971.01	17600.01
8850.00		9429.00	10057.00	10686.00	11314.00	11943.00	12571.00	13200.00	13829.00	14457.00	15086.00	15714.00	16343.00	16971.00	17600.00	& OVER
8850.01	177	8850.01	9482.01	10114.01	10746.01	11379.01	12011.01	12643.01	13275.01	13907.01	14539.01	15171.01	15804.01	16436.01	17068.01	17700.01
8900.00		9482.00	10114.00	10746.00	11379.00	12011.00	12643.00	13275.00	13907.00	14539.00	15171.00	15804.00	16436.00	17068.00	17700.00	& OVER
8900.01	178	8900.01	9538.01	10171.01	10807.01	11443.01	12079.01	12714.01	13350.01	13986.01	14621.01	15257.01	15893.01	16529.01	17164.01	17800.01
8950.00		9538.00	10171.00	10807.00	11443.00	12079.00	12714.00	13350.00	13986.00	14621.00	15257.00	15893.00	16529.00	17164.00	17800.00	& OVER
8950.01	179	8950.01	9599.01	10229.01	10868.01	11507.01	12146.01	12786.01	13425.01	14064.01	14704.01	15343.01	15982.01	16621.01	17261.01	17900.01
9000.00		9599.00	10229.00	10868.00	11507.00	12146.00	12786.00	13425.00	14064.00	14704.00	15343.00	15982.00	16621.00	17261.00	17900.00	& OVER
9000.01	180	9000.01	9643.01	10288.01	10929.01	11571.01	12214.01	12857.01	13500.01	14143.01	14786.01	15429.01	16071.01	16714.01	17357.01	18000.01
9050.00		9643.00	10288.00	10929.00	11571.00	12214.00	12857.00	13500.00	14143.00	14786.00	15429.00	16071.00	16714.00	17357.00	18000.00	& OVER
9050.01	181	9050.01	9698.01	10343.01	10989.01	11636.01	12282.01	12929.01	13575.01	14221.01	14868.01	15514.01	16161.01	16807.01	17454.01	18100.01
9100.00		9698.00	10343.00	10989.00	11636.00	12282.00	12929.00	13575.00	14221.00	14868.00	15514.00	16161.00	16807.00	17454.00	18100.00	& OVER
9100.01	182	9100.01	9750.01	10400.01	11050.01	11700.01	12350.01	13000.01	13650.01	14300.01	14950.01	15600.01	16250.01	16900.01	17550.01	18200.01
9150.00		9750.00	10400.00	11050.00	11700.00	12350.00	13000.00	13650.00	14300.00	14950.00	15600.00	16250.00	16900.00	17550.00	18200.00	& OVER
9150.01	183	9150.01	9804.01	10457.01	11111.01	11764.01	12418.01	13071.01	13725.01	14379.01	15032.01	15686.01	16339.01	16993.01	17646.01	18300.01
9200.00		9804.00	10457.00	11111.00	11764.00	12418.00	13071.00	13725.00	14379.00	15032.00	15686.00	16339.00	16993.00	17646.00	18300.00	& OVER
9200.01	184	9200.01	9867.01	10514.01	11171.01	11829.01	12486.01	13143.01	13800.01	14457.01	15114.01	15771.01	16429.01	17086.01	17743.01	18400.01
9250.00		9867.00	10514.00	11171.00	11829.00	12486.00	13143.00	13800.00	14457.00	15114.00	15771.00	16429.00	17086.00	17743.00	18400.00	& OVER
9250.01	185	9250.01	9911.01	10571.01	11232.01	11893.01	12554.01	13214.01	13875.01	14536.01	15196.01	15857.01	16518.01	17179.01	17839.01	18500.01
9300.00		9911.00	10571.00	11232.00	11893.00	12554.00	13214.00	13875.00	14536.00	15196.00	15857.00	16518.00	17179.00	17839.00	18500.00	& OVER
9300.01	186	9300.01	9964.01	10629.01	11293.01	11957.01	12621.01	13286.01	13950.01	14614.01	15279.01	15943.01	16607.01	17271.01	17936.01	18600.01
9350.00		9964.00	10629.00	11293.00	11957.00	12621.00	13286.00	13950.00	14614.00	15279.00	15943.00	16607.00	17271.00	17936.00	18600.00	& OVER
9350.01	187	9350.01	10018.01	10686.01	11354.01	12021.01	12689.01	13357.01	14025.01	14693.01	15361.01	16029.01	16696.01	17364.01	18032.01	18700.01
9400.00		10018.00	10686.00	11354.00	12021.00	12689.00	13357.00	14025.00	14693.00	15361.00	16029.00	16696.00	17364.00	18032.00	18700.00	& OVER
9400.01	188	9400.01	10071.01	10743.01	11414.01	12080.01	12757.01	13429.01	14100.01	14771.01	15443.01	16114.01	16786.01	17457.01	18129.01	18800.01

BENEFIT TABLE (Continued)

Col. A	Col. B																
HIGHEST TWO QUARTER EARNINGS	WEEKLY BENEFIT AMOUNT	12 WEEKS	13 WEEKS	14 WEEKS	15 WEEKS	16 WEEKS	17 WEEKS	18 WEEKS	19 WEEKS	20 WEEKS	21 WEEKS	22 WEEKS	23 WEEKS	24 WEEKS	25 WEEKS	26 WEEKS	
9450.00		10071.00	10743.00	11414.00	12086.00	12757.00	13429.00	14100.00	14771.00	15443.00	16114.00	16786.00	17457.00	18129.00	18800.00	& OVER	
9450.01	189	9450.01	10125.01	10800.01	11475.01	12150.01	12825.01	13500.01	14175.01	14850.01	15525.01	16200.01	16875.01	17550.01	18225.01	18900.01	
9500.00		10125.00	10800.00	11475.00	12150.00	12825.00	13500.00	14175.00	14850.00	15525.00	16200.00	16875.00	17550.00	18225.00	18900.00	& OVER	
9500.01	190	9500.01	10179.01	10857.01	11536.01	12214.01	12893.01	13571.01	14250.01	14929.01	15607.01	16286.01	16964.01	17643.01	18321.01	19000.01	
9550.00		10179.00	10857.00	11536.00	12214.00	12893.00	13571.00	14250.00	14929.00	15607.00	16286.00	16964.00	17643.00	18321.00	19000.00	& OVER	
9550.01	191	9550.01	10232.01	10914.01	11596.01	12279.01	12961.01	13643.01	14325.01	15007.01	15689.01	16371.01	17054.01	17736.01	18418.01	19100.01	
9600.00		10232.00	10914.00	11596.00	12279.00	12961.00	13643.00	14325.00	15007.00	15689.00	16371.00	17054.00	17736.00	18418.00	19100.00	& OVER	
9600.01	192	9600.01	10286.01	10971.01	11657.01	12343.01	13029.01	13714.01	14400.01	15086.01	15771.01	16457.01	17143.01	17829.01	18514.01	19200.01	
9650.00		10286.00	10971.00	11657.00	12343.00	13029.00	13714.00	14400.00	15086.00	15771.00	16457.00	17143.00	17829.00	18514.00	19200.00	& OVER	
9650.01	193	9650.01	10339.01	11029.01	11718.01	12407.01	13098.01	13788.01	14475.01	15164.01	15854.01	16543.01	17232.01	17921.01	18611.01	19300.01	
9700.00		10339.00	11029.00	11718.00	12407.00	13098.00	13788.00	14475.00	15164.00	15854.00	16543.00	17232.00	17921.00	18611.00	19300.00	& OVER	
9700.01	194	9700.01	10393.01	11088.01	11779.01	12471.01	13164.01	13857.01	14550.01	15243.01	15936.01	16629.01	17321.01	18014.01	18707.01	19400.01	
9750.00		10393.00	11088.00	11779.00	12471.00	13164.00	13857.00	14550.00	15243.00	15936.00	16629.00	17321.00	18014.00	18707.00	19400.00	& OVER	
9750.01	195	9750.01	10446.01	11143.01	11839.01	12536.01	13232.01	13929.01	14625.01	15321.01	16018.01	16714.01	17411.01	18107.01	18804.01	19500.01	
9800.00		10446.00	11143.00	11839.00	12536.00	13232.00	13929.00	14625.00	15321.00	16018.00	16714.00	17411.00	18107.00	18804.00	19500.00	& OVER	
9800.01	196	9800.01	10500.01	11200.01	11900.01	12600.01	13300.01	14000.01	14700.01	15400.01	16100.01	16800.01	17500.01	18200.01	18900.01	19600.01	
9850.00		10500.00	11200.00	11900.00	12600.00	13300.00	14000.00	14700.00	15400.00	16100.00	16800.00	17500.00	18200.00	18900.00	19600.00	& OVER	
9850.01	197	9850.01	10554.01	11257.01	11961.01	12664.01	13368.01	14071.01	14775.01	15479.01	16182.01	16886.01	17589.01	18293.01	18996.01	19700.01	
9900.00		10554.00	11257.00	11961.00	12664.00	13368.00	14071.00	14775.00	15479.00	16182.00	16886.00	17589.00	18293.00	18996.00	19700.00	& OVER	
9900.01	198	9900.01	10607.01	11314.01	12021.01	12729.01	13436.01	14143.01	14850.01	15557.01	16264.01	16971.01	17679.01	18386.01	19093.01	19800.01	
9950.00		10607.00	11314.00	12021.00	12729.00	13436.00	14143.00	14850.00	15557.00	16264.00	16971.00	17679.00	18386.00	19093.00	19800.00	& OVER	
9950.01	199	9950.01	10661.01	11371.01	12082.01	12793.01	13504.01	14214.01	14925.01	15636.01	16346.01	17057.01	17768.01	18479.01	19189.01	19900.01	
10000.00		10661.00	11371.00	12082.00	12793.00	13504.00	14214.00	14925.00	15636.00	16346.00	17057.00	17768.00	18479.00	19189.00	19900.00	& OVER	
10000.01	200	10000.01	10714.01	11429.01	12143.01	12857.01	13571.01	14286.01	15000.01	15714.01	16429.01	17143.01	17857.01	18571.01	19286.01	20000.01	
10050.00		10714.00	11429.00	12143.00	12857.00	13571.00	14286.00	15000.00	15714.00	16429.00	17143.00	17857.00	18571.00	19286.00	20000.00	& OVER	
10050.01	201	10050.01	10768.01	11488.01	12204.01	12921.01	13639.01	14357.01	15075.01	15793.01	16511.01	17229.01	17946.01	18664.01	19382.01	20100.01	
10100.00		10768.00	11486.00	12204.00	12921.00	13639.00	14357.00	15075.00	15793.00	16511.00	17229.00	17946.00	18664.00	19382.00	20100.00	& OVER	
10100.01	202	10100.01	10821.01	11543.01	12264.01	12988.01	13707.01	14429.01	15150.01	15871.01	16593.01	17314.01	18036.01	18757.01	19479.01	20200.01	
10150.00		10821.00	11543.00	12264.00	12988.00	13707.00	14429.00	15150.00	15871.00	16593.00	17314.00	18036.00	18757.00	19479.00	20200.00	& OVER	
10150.01	203	10150.01	10875.01	11600.01	12325.01	13050.01	13775.01	14500.01	15225.01	15950.01	16675.01	17400.01	18125.01	18850.01	19575.01	20300.01	
10200.00		10875.00	11600.00	12325.00	13050.00	13775.00	14500.00	15225.00	15950.00	16675.00	17400.00	18125.00	18850.00	19575.00	20300.00	& OVER	
10200.01	204	10200.01	10929.01	11657.01	12386.01	13114.01	13843.01	14571.01	15300.01	16029.01	16757.01	17486.01	18214.01	18943.01	19671.01	20400.01	
10250.00		10929.00	11657.00	12386.00	13114.00	13843.00	14571.00	15300.00	16029.00	16757.00	17486.00	18214.00	18943.00	19671.00	20400.00	& OVER	
10250.01	205	10250.01	10982.01	11714.01	12446.01	13179.01	13911.01	14643.01	15375.01	16107.01	16839.01	17571.01	18304.01	19036.01	19768.01	20500.01	
10300.00		10982.00	11714.00	12446.00	13179.00	13911.00	14643.00	15375.00	16107.00	16839.00	17571.00	18304.00	19036.00	19768.00	20500.00	& OVER	

BENEFIT TABLE (Continued)

Col. A	Col. B															
HIGHEST TWO QUARTER EARNINGS	WEEKLY BENEFIT AMOUNT	12 WEEKS	13 WEEKS	14 WEEKS	15 WEEKS	16 WEEKS	17 WEEKS	18 WEEKS	19 WEEKS	20 WEEKS	21 WEEKS	22 WEEKS	23 WEEKS	24 WEEKS	25 WEEKS	26 WEEKS
10300.01	206	10300.01	11038.01	11771.01	12507.01	13243.01	13979.01	14714.01	15450.01	16186.01	16921.01	17657.01	18393.01	19129.01	19864.01	20600.01
10350.00		11038.00	11771.00	12507.00	13243.00	13979.00	14714.00	15450.00	16186.00	16921.00	17657.00	18393.00	19129.00	19864.00	20600.00	& OVER
10350.01	207	10350.01	11089.01	11829.01	12568.01	13307.01	14046.01	14786.01	15525.01	16264.01	17004.01	17743.01	18482.01	19221.01	19961.01	20700.01
10400.00		11089.00	11829.00	12568.00	13307.00	14046.00	14786.00	15525.00	16264.00	17004.00	17743.00	18482.00	19221.00	19961.00	20700.00	& OVER
10400.01	208	10400.01	11143.01	11886.01	12629.01	13371.01	14114.01	14857.01	15600.01	16343.01	17086.01	17829.01	18571.01	19314.01	20057.01	20800.01
10450.00		11143.00	11886.00	12629.00	13371.00	14114.00	14857.00	15600.00	16343.00	17086.00	17829.00	18571.00	19314.00	20057.00	20800.00	& OVER
10450.01	209	10450.01	11198.01	11943.01	12689.01	13436.01	14182.01	14929.01	15675.01	16421.01	17168.01	17914.01	18661.01	19407.01	20154.01	20900.01
10500.00		11198.00	11943.00	12689.00	13436.00	14182.00	14929.00	15675.00	16421.00	17168.00	17914.00	18661.00	19407.00	20154.00	20900.00	& OVER
10500.01	210	10500.01	11250.01	12000.01	12750.01	13500.01	14250.01	15000.01	15750.01	16500.01	17250.01	18000.01	18750.01	19500.01	20250.01	21000.01
10550.00		11250.00	12000.00	12750.00	13500.00	14250.00	15000.00	15750.00	16500.00	17250.00	18000.00	18750.00	19500.00	20250.00	21000.00	& OVER
10550.01	211	10550.01	11304.01	12057.01	12811.01	13564.01	14318.01	15071.01	15825.01	16579.01	17332.01	18086.01	18839.01	19593.01	20346.01	21100.01
10600.00		11304.00	12057.00	12811.00	13564.00	14318.00	15071.00	15825.00	16579.00	17332.00	18086.00	18839.00	19593.00	20346.00	21100.00	& OVER
10600.01	212	10600.01	11357.01	12114.01	12871.01	13629.01	14386.01	15143.01	15900.01	16657.01	17414.01	18171.01	18929.01	19686.01	20443.01	21200.01
10650.00		11357.00	12114.00	12871.00	13629.00	14386.00	15143.00	15900.00	16657.00	17414.00	18171.00	18929.00	19686.00	20443.00	21200.00	& OVER
10650.01	213	10650.01	11411.01	12171.01	12932.01	13693.01	14454.01	15214.01	15975.01	16736.01	17496.01	18257.01	19018.01	19779.01	20539.01	21300.01
10700.00		11411.00	12171.00	12932.00	13693.00	14454.00	15214.00	15975.00	16736.00	17496.00	18257.00	19018.00	19779.00	20539.00	21300.00	& OVER
10700.01	214	10700.01	11464.01	12229.01	12993.01	13757.01	14521.01	15286.01	16050.01	16814.01	17579.01	18343.01	19107.01	19871.01	20636.01	21400.01
10750.00		11464.00	12229.00	12993.00	13757.00	14521.00	15286.00	16050.00	16814.00	17579.00	18343.00	19107.00	19871.00	20636.00	21400.00	& OVER
10750.01	215	10750.01	11518.01	12286.01	13054.01	13821.01	14589.01	15357.01	16125.01	16893.01	17661.01	18429.01	19198.01	19964.01	20732.01	21500.01
10800.00		11518.00	12286.00	13054.00	13821.00	14589.00	15357.00	16125.00	16893.00	17661.00	18429.00	19198.00	19964.00	20732.00	21500.00	& OVER
10800.01	216	10800.01	11571.01	12343.01	13114.01	13886.01	14657.01	15429.01	16200.01	16971.01	17743.01	18514.01	19286.01	20057.01	20829.01	21600.01
10850.00		11571.00	12343.00	13114.00	13886.00	14657.00	15429.00	16200.00	16971.00	17743.00	18514.00	19286.00	20057.00	20829.00	21600.00	& OVER
10850.01	217	10850.01	11625.01	12400.01	13175.01	13950.01	14725.01	15500.01	16275.01	17050.01	17825.01	18600.01	19375.01	20150.01	20925.01	21700.01
10900.00		11625.00	12400.00	13175.00	13950.00	14725.00	15500.00	16275.00	17050.00	17825.00	18600.00	19375.00	20150.00	20925.00	21700.00	& OVER
10900.01	218	10900.01	11679.01	12457.01	13236.01	14014.01	14793.01	15571.01	16350.01	17129.01	17907.01	18686.01	19464.01	20243.01	21021.01	21800.01
10950.00		11679.00	12457.00	13236.00	14014.00	14793.00	15571.00	16350.00	17129.00	17907.00	18686.00	19464.00	20243.00	21021.00	21800.00	& OVER
10950.01	219	10950.01	11732.01	12514.01	13296.01	14079.01	14861.01	15643.01	16425.01	17207.01	17989.01	18771.01	19554.01	20336.01	21118.01	21900.01
11000.00		11732.00	12514.00	13296.00	14079.00	14861.00	15643.00	16425.00	17207.00	17989.00	18771.00	19554.00	20336.00	21118.00	21900.00	& OVER
11000.01	220	11000.01	11786.01	12571.01	13357.01	14143.01	14929.01	15714.01	16500.01	17286.01	18071.01	18857.01	19643.01	20429.01	21214.01	22000.01
11050.00		11786.00	12571.00	13357.00	14143.00	14929.00	15714.00	16500.00	17286.00	18071.00	18857.00	19643.00	20429.00	21214.00	22000.00	& OVER
11050.01	221	11050.01	11839.01	12629.01	13418.01	14207.01	14996.01	15786.01	16575.01	17364.01	18154.01	18943.01	19732.01	20521.01	21311.01	22100.01
11100.00		11839.00	12629.00	13418.00	14207.00	14996.00	15786.00	16575.00	17364.00	18154.00	18943.00	19732.00	20521.00	21311.00	22100.00	& OVER
11100.01	222	11100.01	11893.01	12686.01	13479.01	14271.01	15064.01	15857.01	16650.01	17443.01	18236.01	19029.01	19821.01	20614.01	21407.01	22200.01
11150.00		11893.00	12686.00	13479.00	14271.00	15064.00	15857.00	16650.00	17443.00	18236.00	19029.00	19821.00	20614.00	21407.00	22200.00	& OVER

BENEFIT TABLE (Continued)

Col. A	Col. B															
HIGHEST TWO QUARTER EARNINGS	WEEKLY BENEFIT AMOUNT	12 WEEKS	13 WEEKS	14 WEEKS	15 WEEKS	16 WEEKS	17 WEEKS	18 WEEKS	19 WEEKS	20 WEEKS	21 WEEKS	22 WEEKS	23 WEEKS	24 WEEKS	25 WEEKS	26 WEEKS
11150.01	223	11150.01	11948.01	12743.01	13539.01	14336.01	15132.01	15929.01	16725.01	17521.01	18318.01	19114.01	19911.01	20707.01	21504.01	22300.01
11200.00		11948.00	12743.00	13539.00	14336.00	15132.00	15929.00	16725.00	17521.00	18318.00	19114.00	19911.00	20707.00	21504.00	22300.00	& OVER
11200.01	224	11200.01	12000.01	12800.01	13600.01	14400.01	15200.01	16000.01	16800.01	17600.01	18400.01	19200.01	20000.01	20800.01	21600.01	22400.01
& OVER		12000.00	12800.00	13600.00	14400.00	15200.00	16000.00	16800.00	17600.00	18400.00	19200.00	20000.00	20800.00	21600.00	22400.00	& OVER
11250.00																
11250.01	225	11250.01	12054.01	12857.01	13661.01	14464.01	15268.01	16071.01	16875.01	17679.01	18482.01	19286.01	20089.01	20893.01	21696.01	22500.01
11300.00		12054.00	12857.00	13661.00	14464.00	15268.00	16071.00	16875.00	17679.00	18482.00	19286.00	20089.00	20893.00	21696.00	22500.00	& OVER
11300.01	226	11300.01	12107.01	12914.01	13721.01	14529.01	15336.01	16143.01	16950.01	17757.01	18564.01	19371.01	20178.01	20986.01	21793.01	22600.01
11350.00		12107.00	12914.00	13721.00	14529.00	15336.00	16143.00	16950.00	17757.00	18564.00	19371.00	20178.00	20986.00	21793.00	22600.00	& OVER
11350.01	227	11350.01	12161.01	12971.01	13782.01	14593.01	15404.01	16214.01	17025.01	17836.01	18646.01	19457.01	20268.01	21079.01	21889.01	22700.01
11400.00		12161.00	12971.00	13782.00	14593.00	15404.00	16214.00	17025.00	17836.00	18646.00	19457.00	20268.00	21079.00	21889.00	22700.00	& OVER
11400.01	228	11400.01	12214.01	13029.01	13843.01	14657.01	15471.01	16286.01	17100.01	17914.01	18729.01	19543.01	20357.01	21171.01	21986.01	22800.01
11450.00		12214.00	13029.00	13843.00	14657.00	15471.00	16286.00	17100.00	17914.00	18729.00	19543.00	20357.00	21171.00	21986.00	22800.00	& OVER
11450.01	229	11450.01	12268.01	13088.01	13904.01	14721.01	15539.01	16357.01	17175.01	17993.01	18811.01	19629.01	20446.01	21264.01	22082.01	22900.01
11500.00		12268.00	13088.00	13904.00	14721.00	15539.00	16357.00	17175.00	17993.00	18811.00	19629.00	20446.00	21264.00	22082.00	22900.00	& OVER
11500.01	230	11500.01	12321.01	13143.01	13964.01	14786.01	15607.01	16429.01	17250.01	18071.01	18893.01	19714.01	20536.01	21357.01	22179.01	23000.01
11550.00		12321.00	13143.00	13964.00	14786.00	15607.00	16429.00	17250.00	18071.00	18893.00	19714.00	20536.00	21357.00	22179.00	23000.00	& OVER
11550.01	231	11550.01	12375.01	13200.01	14025.01	14850.01	15675.01	16500.01	17325.01	18150.01	18975.01	19800.01	20625.01	21450.01	22275.01	23100.01
11600.00		12375.00	13200.00	14025.00	14850.00	15675.00	16500.00	17325.00	18150.00	18975.00	19800.00	20625.00	21450.00	22275.00	23100.00	& OVER
11600.01	232	11600.01	12429.01	13257.01	14088.01	14914.01	15743.01	16571.01	17400.01	18229.01	19057.01	19886.01	20714.01	21543.01	22371.01	23200.01
& OVER		12429.00	13257.00	14088.00	14914.00	15743.00	16571.00	17400.00	18229.00	19057.00	19886.00	20714.00	21543.00	22371.00	23200.00	& OVER

1 5. That notwithstanding the provisions of § 60.2-526, changes in employer unemployment
2 compensation tax rates resulting from fund adequacy multiplier and adequate fund balance
3 recalculations made pursuant to this act shall become effective on July 1, 1997. The Virginia
4 Employment Commission shall immediately notify employers of their recomputed tax rates for
5 wages paid during the final two quarters of 1997.

