



**VIRGINIA DEPARTMENT  
OF EDUCATION**

**REPORT**

# **INDIVIDUAL STUDENT ALTERNATIVE EDUCATION PLAN PROGRAM**

**PROGRAM TO PREPARE SECONDARY STUDENTS TO TAKE TESTS OF  
GENERAL EDUCATIONAL DEVELOPMENT (GED) AND DEVELOP  
CAREER AND TECHNICAL EDUCATION SKILLS**

**DECEMBER 2003**

**DIVISION OF INSTRUCTION  
OFFICE OF ADULT EDUCATION AND LITERACY**

## **Executive Summary**

The Individual Student Alternative Education Plan (ISAEP) program prepares secondary students to take the Tests of General Educational Development (GED) while developing career and technical education skills. Section 22.1-254 of the Code of Virginia authorizes local school boards to fulfill compulsory attendance requirements for individuals who are at least 16 years of age and enrolled in an ISAEP program that includes career guidance counseling, GED preparation, counseling on the economic impact of not completing high school, and procedures for reenrollment.

During 2002-03 school year:

- The Department of Education distributed \$2,173,058.78 in grants to support ISAEP programs in school divisions. The grants ranged from \$8,114 to \$105,481.
- Board of Education guidelines for ISAEP programs were revised to reflect score requirement changes resulting from the release of the 2002 series of the GED Tests. Technical assistance activities focused on increasing the use of technology to support assessment and instructional activities that prepare students for the 21<sup>st</sup> century workforce.
- School divisions reported that 4,163 students between the ages of 16 and 18 years of age qualified for an ISAEP and received ISAEP services. The percentage of 17 and 18 year old students with an ISAEP increased slightly, and some ISAEP programs reported serving students older than 18 years of age.
- Fifty of the 131 participating school divisions reported issuing GED Certificates as an ISAEP exit credential. Those 50 school divisions reported that 938 GED Certificates were issued to students with an ISAEP.

The 2003 annual report of the ISAEP program was prepared by staff at the Virginia Department of Education and approved by the Virginia Board of Education on November 19, 2003. For additional information, contact the Office of Adult Education and Literacy, Virginia Department of Education, P. O. Box 2120, Richmond, Virginia 23218-2120, 804-225-2075.

## **Authority for the Report**

Section 22.1-254 of the Code of Virginia authorizes local school boards to allow the fulfillment of compulsory attendance requirements by any student who is 16 years of age and for whom an Individual Student Alternative Education Plan (ISAEP) is developed. The Virginia Board of Education is charged with development of the guidelines associated with the ISAEP program. The plan must conform to guidelines prescribed by the Board of Education to include:

- (1) Career guidance counseling;
- (2) Mandatory enrollment and attendance in a General Educational Development (GED) preparatory program or other alternative education program approved by the local school board;
- (3) Counseling on the economic impact of failing to complete high school; and
- (4) Procedures for re-enrollment in school.

Item 145.H.2 of the appropriation act, Chapter 899, 2002 Acts of Assembly, requires the Department of Education to monitor the implementation of this program, now called the Individual Student Alternative Education Plan (ISAEP) program, and to provide annual reports to the General Assembly.

## **Historical Review of the ISAEP Program**

The legislation that created the ISAEP program became law on July 1, 1999. In the months that followed, the Department of Education developed guidelines for the program, established a process for funding local programs, and assisted school divisions in developing program components. The first program year was viewed as successful by school divisions, even though it was only a few months in duration. Year two involved technical assistance visits and regional training primarily to address the planned changeover to a new series of the Tests of General Educational Development (GED) that occurred in January 2002. The third year of the ISAEP program was characterized by continued technical assistance site visits and training, with increased emphasis on the career and technical education component. Career and technical education benchmarks were established, and three options for career preparation were added to the 2002-03 ISAEP application.

## **State Administrative Activities during the Fourth Year of the Program**

During the fourth year of the program, the Board of Education guidelines for ISAEP programs were revised to reflect score requirement changes resulting from the release of the 2002 series of the Tests of General Educational Development (GED). The new career and technical education benchmarks were also included in the revised guidelines. State staff continued monitoring and conducting technical assistance site visits to selected programs. Technical assistance activities focused on increasing the use of technology to support assessment and instructional activities that prepare students for the 21<sup>st</sup> century workforce. *GED as Project*<sup>1</sup>, a new curriculum

---

<sup>1</sup> *GED as Project* is a Virginia Department of Education funded project developed by James Madison University. It is a curriculum framework that focuses on curriculum and instruction methods that are designed to prepare students to pass the GED Tests and to assist them in developing critical thinking skills essential to success in post-secondary education and training programs and the 21<sup>st</sup> century workforce.

framework, was introduced to ISAEP teachers and coordinators and training was provided throughout the year.

The following events reflect activities during the fourth year of the ISAEP program (July 1, 2002 - June 30, 2003):

- Eight technical assistance site visits were completed (September 2002 - June 2003).
- Eighteen site-monitoring visits were completed (September 2002 - June 2003).
- ISAEP student recognition ceremonies and GED graduations were attended (July 2002 – June 2003).
- Program information and technical assistance were provided for approximately 250 ISAEP coordinators and teachers at two statewide institutes in Roanoke and Fredericksburg (May, 2003).

Five school divisions chose not to apply for state ISAEP program funds for the 2002-2003 school year. They identified one of the following reasons: (1) they had a locally developed alternative education program functioning; (2) the ISAEP program did not meet their needs; or (3) they wanted to explore the ISAEP program at a later date. Based on conversations with non-participating school divisions, it is expected that this number will decrease to two in the 2003-04 school year.

During the 2002-2003 school year, the Department of Education distributed \$2,173,058.78 in grants to school divisions, ranging from \$8,114 to \$105,481. Local programs used grant monies to purchase materials and technology for instruction and to secure personnel. The statewide average per pupil allocation was \$507.01.

### **Local Program Data, 2002-03<sup>2</sup>**

In June 2003, the Department of Education distributed to participating school divisions a request for data from the GED Testing Service of the American Council on Education related to the ISAEP program.<sup>3</sup> These data were aggregated with other information collected throughout the 2002-03 school year. The data highlight student participation rates, the number of students earning the GED credential, student demographics, program profiles, and per-pupil costs. Responses to the request for information on the 2002-2003 programs were received from 111 programs of the 131 participating school divisions. School division level data are provided in the appendix.

Programs were asked to provide quantitative data pertaining to age, gender, and ethnicity. They were also asked to describe their respective program in qualitative terms, including information about student/teacher ratios, program selection criteria, counseling activities, instructional methodologies, and curriculum.

School divisions reported 4,163 students between the ages of 16 and 18 years qualified for an ISAEP and received services. This represents a slight decrease from the 2001-2002 school year.

---

<sup>2</sup> Local program data are provided in table format and are located in the appendix.

<sup>3</sup> GED Testing Service requires a completed *GED Option Report* as a condition of approval to allow the GED Tests to be administered to students between the ages of 16 and 18 years. Only nine states in the nation have approved GED Option programs. Virginia was the first state to receive this approval.

Figure 1 provides a breakdown of ISAEP participants by age.<sup>4</sup> The percentage of 16 year old students participating in the ISAEP program decreased by five percent from last year. In 2002-03, the percentage of 17 and 18 year old students with an ISAEP increased slightly, and some ISAEP programs reported serving students older than 18 years of age.

**Figure 1 - Participation by Age**

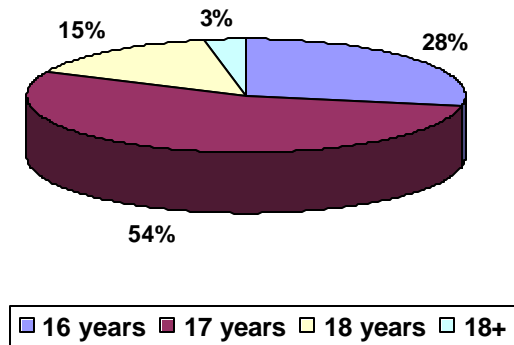
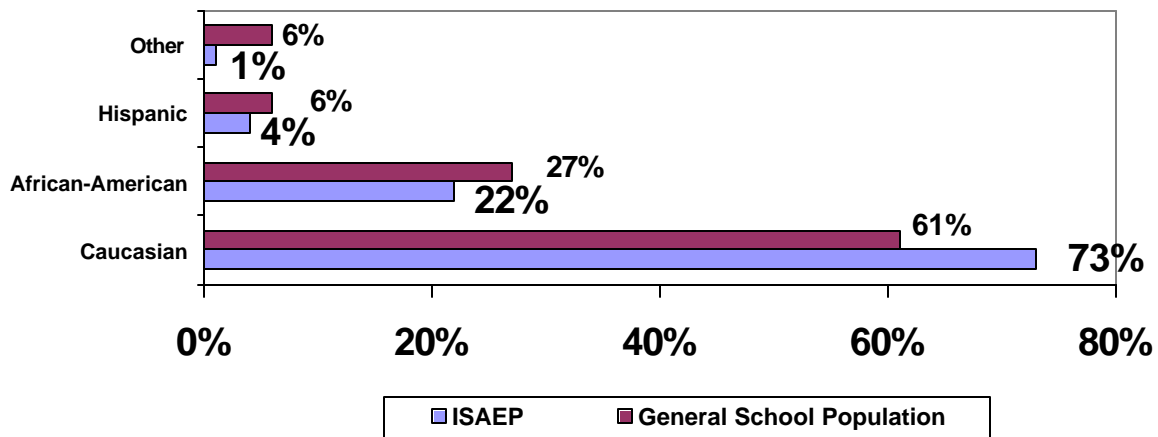


Figure 2 provides a breakdown of participation rates based on ethnicity. The rate of participation by selected ethnic groups in 2002-03 remains largely unchanged from 2001-02. However, it is worth noting that there is a significantly higher rate of participation in ISAEP programs among Caucasian students compared to other ethnic groups in the general student population.

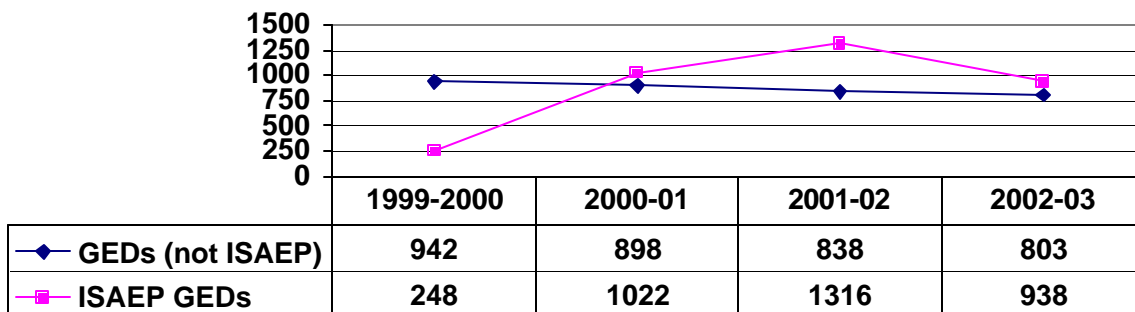
**Figure 2 - Participation by Ethnicity and Comparison to General School Population**



<sup>4</sup> For entry into the ISAEP program, a student must score at the 7.5 grade equivalent level (or higher) in reading on a standardized test and achieve a minimum score of 410 on each of the subtests of the official GED practice tests. Students who are ineligible for the ISAEP program based on academic weaknesses should be referred for remedial services to another alternative education program or the regular school program.

Only 50 of the 131 participating school divisions reported issuing GED Certificates as an ISAEP exit credential. Those 50 school divisions reported that 938 GED Certificates<sup>5</sup> were issued to students with an ISAEP. Seventy-five school divisions reported that they issued 803 GED Certificates as part of an alternative education program. Figure 3 provides information on the trend of students earning GED Certificates in one of the two approved *GED Option* programs<sup>6</sup>.

**Figure 3 - GED Certificates Issued by ISAEP and Other GED Option Programs**



### Major Focus for 2003-2004

In the coming school year, the major focus of the Department of Education’s technical assistance will be:

- To help programs improve academic and career preparation of ISAEP students
- To help programs provide students with adequate technology skills related to the workplace
- To provide programs with assistance in developing high quality counseling services for ISAEP students, which includes
  - Ensuring fair and equitable access to the ISAEP program for all students
  - Ensuring students have appropriate transition plans
- To help programs improve reporting for formative and summative evaluation purposes

<sup>5</sup> These numbers of GED Certificates issued to ISAEP students and to students in other approved alternative education programs appear to be considerably underreported. This contention is based on the fact that nearly 6,000 individuals between the ages of 16 and 18 years took the GED Tests in calendar year 2002 (this number will be exceeded at the end of calendar year 2003), with just over 70% passing. Although not all individuals in this age group are part of an approved GED Option program, it is believed that most are. A problem that may be causing underreporting is the lack of communication between the GED Option program staff and the GED Testing Center staff. GED Option program staff may need to ensure that students and parents are authorizing the release of their GED test results to the GED Option program. If such authorization is not given, GED examiners may not release that information.

<sup>6</sup> Information for this table is derived from preliminary information submitted by local school divisions to the Department of Education for inclusion in the 2002-03 *Report of Graduates*.

# APPENDIX

ISAEP DATA REPORT BY SCHOOL DIVISION

**ISAEP Students by Age and Gender  
FY 2002-2003**

School Code	Locality	16		17		18		Over 18		Total
		Male	Female	Male	Female	Male	Female	Male	Female	
001	ACCOMACK	6	6	22	22	6	0	1	0	63
002	ALBEMARLE				with Charlottesville					0
003	ALLEGHANY	2	2	8	4	1	0	0	0	17
004	AMELIA				with Nottoway					0
005	AMHERST	3	3	6	4	5	3	1	2	27
006	APPOMATTOX	2		3	3	1				9
007	ARLINGTON	3	1	14	16	0	0	0	0	34
008	AUGUSTA	6	4	18	14	5	3	0	0	50
009	BATH	2	0	2	0	0	0	0	0	4
010	BEDFORD	10	12	26	45	10	4	0	0	107
011	BLAND	0	0	2	0	1	1	0	0	4
012	BOTETOURT	16	2	0	0	0	0	0	0	18
013	BRUNSWICK	0	0	5	1	4	1	0	0	11
014	BUCHANAN	6	2	4	3	0	1	0	0	16
015	BUCKINGHAM	13	2	10	4	4	1	1	0	35
016	CAMPBELL	6	7	25	25	24	18	5	3	113
017	CAROLINE	1	0	15	1	0	0	0	0	17
018	CARROLL	5	3	9	2	0	0	0	0	19
019	CHARLES CITY	3	2	0	1	0	0	0	0	6
020	CHARLOTTE				with Nottoway					0
021	CHESTERFIELD	4	9	13	4	0	0	0	0	30
022	CLARKE	1	0	0	0	0	0	0	0	1
023	CRAIG	2	0	4	0	0	1	0	0	7
024	CULPEPER	3	2	10	8	0	0	0	0	23
025	CUMBERLAND				with Nottoway					0
026	DICKENSON	2	0	2	4	0	0	0	0	8
027	DINWIDDIE	1	6	8	4	1	2	1	0	23
028	ESSEX	2	2	4	0	0	0	0	0	8



**ISAEP Students by Age and Gender  
FY 2002-2003**

School Code	Locality	16		17		18		Over 18		Total
		Male	Female	Male	Female	Male	Female	Male	Female	
029	FAIRFAX	62	44	87	53	2	3	0	0	251
030	FAUQUIER	3	0	31	21	4	1	0	0	60
031	FLOYD	5	2	6	5	3	0	0	0	21
032	FLUVANNA	0	0	4	4	0	0	0	0	8
033	FRANKLIN	8	8	12	4	0	0	0	0	32
034	FREDERICK	24	23	41	32	15	10	0	0	145
035	GILES	2	1	3	3	0	0	0	0	9
036	GLOUCESTER	7	10	36	25	7	1	0	0	86
037	GOOCHLAND	0	0	2	2	4	2	2	2	14
038	GRAYSON	3	0	5	4	0	0	0	0	12
039	GREENE	0	0	1	0	0	0	3	6	10
040	GREENSVILLE	4	0	1	0	0	0	0	0	5
041	HALIFAX	5	2	1	6	3	2	0	0	19
042	HANOVER	10	6	12	13	5	6	4	4	60
043	HENRICO	1	0	7	7	24	9	4	1	53
044	HENRY	14	10	18	20	0	1	0	0	63
045	HIGHLAND	no program								
046	ISLE OF WIGHT	2	3	5	0	0	1	0	0	11
048	KING GEORGE	2	2	4	1	1	1	1	0	12
049	KING QUEEN	no report received								
050	KING WILLIAM	0	0	2	4	0	0	0	0	6
051	LANCASTER	0	1	3	2	1	0	0	0	7
052	LEE	0	0	0	3	0	0	0	0	3
053	LOUDOUN	2	7	42	20	5	1	0	0	77
054	LOUISA	2	3	7	7	6	6	3	0	34
055	LUNENBURG	with Nottoway								
056	MADISON	4	1	1	0	0	0	0	0	6
057	MATHEWS	no report received								

**ISAEP Students by Age and Gender  
FY 2002-2003**

School Code	Locality	16		17		18		Over 18		Total
		Male	Female	Male	Female	Male	Female	Male	Female	
058	MECKLENBURG	7	2	15	2	4	2	0	0	32
059	MIDDLESEX	3	3	2	2	0	0	0	0	10
060	MONTGOMERY	1	7	6	0	1	0	0	0	15
062	NELSON	1	1	3	6	2	0	0	0	13
063	NEW KENT	1	1	3	2	0	1	2	1	11
065	NORTHAMPTON	0	0	1	0	2	7	0	0	10
066	NORTHUMBERLAND	4	1	4	2	0	0	0	0	11
067	NOTTOWAY	7	2	15	2	2	0	0	0	28
068	ORANGE	3	2	3	3	5	0	2	2	20
069	PAGE	3	1	3	4	1	3	0	0	15
070	PATRICK	2	3	2	1	0	0	0	0	8
071	PITTSYLVANIA	12	11	20	13	8	1	5	1	71
072	POWHATAN	0	0	1	5	0	0	0	0	6
073	PRINCE EDWARD	1	0	6	6	3	2	3	0	21
074	PRINCE GEORGE	1	2	9	5	0	0	0	0	17
075	PRINCE WILLIAM	24	15	46	33	7	1	0	0	126
077	PULASKI	2	11	7	1	1	0	0	0	22
078	RAPPAHANNOCK	2	0	3	4	3	0	0	0	12
079	RICHMOND	1	3	7	1	2	0	0	0	14
080	ROANOKE	18	14	20	10	1	0	0	0	63
081	ROCKBRIDGE	5	14	20	9	5	2	2	0	57
082	ROCKINGHAM	no program								0
083	RUSSELL	9	12	24	11	4	2	0	0	62
084	SCOTT	0	1	5	1	0	0	0	0	7
085	SHENANDOAH	0	0	7	6	6	4	0	0	23
086	SMYTH	2	5	8	4	1	1	0	0	21
087	SOUTHAMPTON	no program								0
088	SPOTSYLVANIA	14	16	24	37	12	15	0	0	118

**ISAEP Students by Age and Gender  
FY 2002-2003**

School Code	Locality	16		17		18		Over 18		Total
		Male	Female	Male	Female	Male	Female	Male	Female	
089	STAFFORD	28	14	29	15	5	3	0	0	94
090	SURRY	0	0	3	3	0	0	0	0	6
091	SUSSEX	0	0	1	0	2	0	0	0	3
092	TAZEWELL	9	4	11	4	2	0	0	0	30
093	WARREN	29	19	36	18	4	1	0	4	111
094	WASHINGTON	2	2	11	10	0	0	0	0	25
095	WESTMORELAND	5	5	6	1	1	0	0	0	18
096	WISE	1	1	20	4	2	1	0	0	29
097	WYTHE	3	0	10	3	17	11	1	0	45
098	YORK	5	4	11	5	8	2	1	1	37
101	ALEXANDRIA	1	6	11	12	0	1	10	5	46
102	BRISTOL	3	1	4	11	0	0	0	0	19
103	BUENA VISTA	2	2	1	0	0	0	0	0	5
104	CHARLOTTESVILLE	8	10	21	23	3	0	0		65
105	CLIFTON FORGE				with Alleghany					0
106	COLONIAL HEIGHTS	3	0	3	1	5	1	1	3	17
107	COVINGTON				no program					0
108	DANVILLE	9	12	26	13	3	3	1	1	68
109	FALLS CHURCH				no report received					0
110	FREDERICKSBURG	2	1	5	0	8	3	2	0	21
111	GALAX	0	1	0	1	0	0	0	0	2
112	HAMPTON	8	14	31	20	17	21	5	2	118
113	HARRISONBURG	3	2	14	10	27	23	1	3	83
114	HOPEWELL	8	6	5	16	0	2	0	0	37
115	LYNCHBURG	0	2	18	13	10	6	0	0	49
116	MARTINSVILLE				no report received					0
117	NEWPORT NEWS	19	25	0	0	0	0	0	0	44
118	NORFOLK	16	10	50	36	19	20	8	4	163

**ISAEP Students by Age and Gender  
FY 2002-2003**

School Code	Locality	16		17		18		Over 18		Total
		Male	Female	Male	Female	Male	Female	Male	Female	
119	NORTON	1	0	0	0	0	0	0	0	1
120	PETERSBURG	3	0	15	6	20	15	6	3	68
121	PORTSMOUTH	2	0	13	9	5	2	1	1	33
122	RADFORD	no program								0
123	RICHMOND CITY	12	6	24	9	4	0	0	0	55
124	ROANOKE CITY	0	0	2	2	4	4	6	2	20
126	STAUNTON	4	4	8	2	6	0	0	0	24
127	SUFFOLK	0	2	4	1	0	2	0	0	9
128	VIRGINIA BEACH	40	26	98	42	0	1	0	0	207
130	WAYNESBORO	6	4	3	7	2	0	0	0	22
131	WILLIAMSBURG/JAMES	12	8	34	11	4	2	1	0	72
132	WINCHESTER	5	10	13	6	1	3	2	1	41
134	FAIRFAX CITY	with Fairfax County								0
135	FRANKLIN CITY	no report received								0
136	CHESAPEAKE CITY	10	13	9	8	0	3	0	0	43
137	LEXINGTON	with Rockbridge County								0
138	EMPORIA	with Greensville County								0
139	SALEM	no report received								0
140	BEDFORD CITY	with Bedford County								0
142	POQUOSON	1	0	3	2	2	0	2	0	10
143	MANASSAS CITY	8	19	9	9	5	1	1	1	53
144	MANASSAS PARK	4	1	3	5	4	3	0	0	20
202	COLONIAL BEACH	0	1	2	0	0	0	0	0	3
207	WEST POINT	1	0	1	0	0	1	0	0	3
<b>Totals</b>		<b>655</b>	<b>550</b>	<b>1373</b>	<b>909</b>	<b>402</b>	<b>255</b>	<b>89</b>	<b>53</b>	<b>4286</b>

**ISAEP Students by Ethnicity and Gender  
FY 2002-2003**

School Code	Locality	White		African-American		Hispanic		All Other		Total
		Male	Female	Male	Female	Male	Female	Male	Female	
001	ACCOMACK	14	12	22	14	0	1	0	0	63
002	ALBEMARLE				with Charlottesville					0
003	ALLEGHANY	10	6	1	0	0	0	0	0	17
004	AMELIA				with Nottoway					0
005	AMHERST	8	12	4	2	0	0	0	1	27
006	APPOMATTOX	4	3	2	0	0	0	0	0	9
007	ARLINGTON	9	5	1	2	7	9	0	1	34
008	AUGUSTA	26	20	3	1	0	0	0	0	50
009	BATH	4								4
010	BEDFORD	43	54	3	7	0	0	0	0	107
011	BLAND	3	1	0	0	0	0	0	0	4
012	BOTETOURT	13	4	1	0	0	0	0	0	18
013	BRUNSWICK	1	0	8	2	0	0	0	0	11
014	BUCHANAN	10	6	0	0	0	0	0	0	16
015	BUCKINGHAM	8	0	19	8	0	0	0	0	35
016	CAMPBELL	51	48	8	5	1	0	0	0	113
017	CAROLINE	8	1	6	1	0	0	0	0	16
018	CARROLL	14	5	0	0	0	0	0	0	19
019	CHARLES CITY	1	1	2	2	0	0	0	0	6
020	CHARLOTTE				with Nottoway					0
021	CHESTERFIELD	7	9	10	3	0	0	0	1	30
022	CLARKE	1	0	0	0	0	0	0	0	1
023	CRAIG	7	0	0	0	0	0	0	0	7
024	CULPEPER	11	6	2	3	0	0	0	1	23
025	CUMBERLAND				with Nottoway					0
026	DICKENSON	4	3	0	1	0	0	0	0	8
027	DINWIDDIE	3	6	8	6	0	0	0	0	23
028	ESSEX	4	2	2	0	0	0	0	0	8

**ISAEP Students by Ethnicity and Gender  
FY 2002-2003**

School Code	Locality	White		African-American		Hispanic		All Other		Total
		Male	Female	Male	Female	Male	Female	Male	Female	
029	FAIRFAX	109	64	13	16	18	11	11	9	251
030	FAUQUIER	28	19	5	6	2	0	0	0	60
031	FLOYD	14	7	0	0	0	0	0	0	21
032	FLUVANNA	4	3	0	1	0	0	0	0	8
033	FRANKLIN	18	12	2	0	0	0	0	0	32
034	FREDERICK	77	62	2	3	1	0	0	0	145
035	GILES	5	4	0	0	0	0	0	0	9
036	GLOUCESTER	47	32	2	3	0	1	1	0	86
037	GOOCHLAND	4	3	4	3	0	0	0	0	14
038	GRAYSON	6	4	2	0	0	0	0	0	12
039	GREENE	5	5	0	0	0	0	0	0	10
040	GREENSVILLE	1	0	4	0	0	0	0	0	5
041	HALIFAX	8	9	1	1	0	0	0	0	19
042	HANOVER	20	16	14	10	0	0	0	0	60
043	HENRICO	27	12	8	4	0	0	1	1	53
044	HENRY	27	28	5	3	0	0	0	0	63
045	HIGHLAND	no program								0
046	ISLE OF WIGHT	4	1	3	3	0	0	0	0	0
048	KING GEORGE	6	4	2	0	0	0	0	0	12
049	KING QUEEN	no report received								0
050	KING WILLIAM	3	3	0	0	0	0	0	0	6
051	LANCASTER	2	3	2	0	0	0	0	0	7
052	LEE	0	3	0	0	0	0	0	0	3
053	LOUDOUN	39	26	7	1	2	1	1	0	77
054	LOUISA	12	12	5	4	1	0	0	0	34
055	LUNENBURG	with Nottoway								0
056	MADISON	5	1	0	0	0	0	0	0	6
057	MATHEWS	no report received								0
058	MECKLENBURG	7	3	19	3	0	0	0	0	32

**ISAEP Students by Ethnicity and Gender  
FY 2002-2003**

School Code	Locality	White		African-American		Hispanic		All Other		Total
		Male	Female	Male	Female	Male	Female	Male	Female	
059	MIDDLESEX	4	4	1	1	0	0	0	0	10
060	MONTGOMERY	8	7	0	0	0	0	0	0	15
062	NELSON	5	7	0	0	1	0	0	0	13
063	NEW KENT	5	4	0	1	0	0	1	0	11
065	NORTHAMPTON	1	0	2	4	0	3	0	0	10
066	NORTHUMBERLAND	3	2	5	1	0	0	0	0	11
067	NOTTOWAY	21	3	3	1	0	0	0	0	28
068	ORANGE	10	5	4	1	0	0	0	0	20
069	PAGE	7	8	0	0	0	0	0	0	15
070	PATRICK	4	4	0	0	0	0	0	0	8
071	PITTSYLVANIA	37	19	8	7	0	0	0	0	71
072	POWHATAN	1	5	0	0	0	0	0	0	6
073	PRINCE EDWARD	5	2	8	6	0	0	0	0	21
074	PRINCE GEORGE	7	4	3	2	0	0	1	0	17
075	PRINCE WILLIAM	48	33	13	8	11	6	5	2	126
077	PULASKI	11	11	0	0	0	0	0	0	22
078	RAPPAHANNOCK	5	3	1	1	1	0	1	0	12
079	RICHMOND	6	1	3	3	1	0	0	0	14
080	ROANOKE	39	22	0	2	0	0	0	0	63
081	ROCKBRIDGE	28	23	2	2	0	0	2	0	57
<b>082</b>	<b>ROCKINGHAM</b>	no program								<b>0</b>
083	RUSSELL	36	25	1	0	0	0	0	0	62
084	SCOTT	5	2	0	0	0	0	0	0	7
085	SHENANDOAH	12	10	0	0	1	0	0	0	23
086	SMYTH	11	10	0	0	0	0	0	0	21
<b>087</b>	<b>SOUTHAMPTON</b>	no program								<b>0</b>
088	SPOTSYLVANIA	42	53	6	9	2	6	0	0	118
089	STAFFORD	53	24	3	5	4	3	1	1	94
090	SURRY	2	3	1	0	0	0	0	0	6

**ISAEP Students by Ethnicity and Gender  
FY 2002-2003**

School Code	Locality	White		African-American		Hispanic		All Other		Total
		Male	Female	Male	Female	Male	Female	Male	Female	
091	SUSSEX	1	0	2	0	0	0	0	0	3
092	TAZEWELL	22	8	0	0	0	0	0	0	30
093	WARREN	65	39	1	2	2	1	1	0	111
094	WASHINGTON	14	11	0	0	0	0	0	0	25
095	WESTMORELAND	7	6	5	0	0	0	0	0	18
096	WISE	23	6	0	0	0	0	0	0	29
097	WYTHE	31	14	0	0	0	0	0	0	45
098	YORK	20	11	3	0	0	2	1	0	37
101	ALEXANDRIA	5	3	14	10	7	7	0	0	46
102	BRISTOL	7	12	0	0	0	0	0	0	19
103	BUENA VISTA	4	1	0	0	0	0	0	0	5
104	CHARLOTTESVILLE	25	24	5	8	2	0	0	1	65
105	CLIFTON FORGE				With Alleghany					0
106	COLONIAL HEIGHTS	10	4	3	0	0	0	0	0	17
107	COVINGTON				No program					0
108	DANVILLE	19	15	20	14	0	0	0	0	68
109	FALLS CHURCH				no report received					0
110	FREDERICKSBURG	6	0	10	4	1	0	0	0	21
111	GALAX	2	0	0	0	0	0	0	0	2
112	HAMPTON	23	23	38	32	0	0	0	2	118
113	HARRISONBURG	21	20	10	6	16	9	1		83
114	HOPEWELL	8	13	5	11	0	0	0	0	37
115	LYNCHBURG	12	5	15	17	0	0	0	0	49
116	MARTINSVILLE				no report received					0
117	NEWPORT NEWS	12	18	6	6	0	1	1	0	44
118	NORFOLK	31	25	53	44	4	5	0	1	163
119	NORTON	1	0	0	0	0	0	0	0	1
120	PETERSBURG	2	0	42	24	0	0	0	0	68
121	PORTSMOUTH	12	5	7	7	2	0	0	0	33



**ISAEP Students by Ethnicity and Gender  
FY 2002-2003**

School Code	Locality	White		African-American		Hispanic		All Other		Total
		Male	Female	Male	Female	Male	Female	Male	Female	
122	RADFORD	No program								0
123	RICHMOND CITY	3	1	27	23	0	0	1	0	55
124	ROANOKE CITY	5	1	6	7	1	0	0	0	20
126	STAUNTON	15	5	3	1	0	0	0	0	24
127	SUFFOLK	1	3	3	2	0	0	0	0	9
128	VIRGINIA BEACH	106	58	24	6	7	1	3	2	207
130	WAYNESBORO	8	8	3	3	0	0	0	0	22
131	WILLIAMSBURG/JAMES	40	12	8	9	3	0	0	0	72
132	WINCHESTER	16	14	5	5	1	0	0	0	41
134	FAIRFAX CITY	with Fairfax County								0
135	FRANKLIN CITY	no report received								0
136	CHESAPEAKE CITY	16	22	2	1	1	1	0	0	43
137	LEXINGTON	with Rockbridge County								0
138	EMPORIA	with Greensville								0
139	SALEM	no report received								0
140	BEDFORD CITY	with Bedford County								0
142	POQUOSON	7	3	0	0	0	0	0	0	10
143	MANASSAS CITY	7	16	8	7	10	4	0	1	53
144	MANASSAS PARK	9	9	1	0	1	0	0	0	20
202	COLONIAL BEACH	2	1	0	0	0	0	0	0	3
207	WEST POINT	2	0	0	1	0	0	0	0	3
<b>Totals</b>		<b>1778</b>	<b>1250</b>	<b>595</b>	<b>422</b>	<b>111</b>	<b>72</b>	<b>33</b>	<b>24</b>	<b>4285</b>

**GED Credentials Issued to Students enrolled in School  
FY 2002-2003**

<b>School Code</b>	<b>Locality</b>	<b>Total ISAEP Students</b>	<b>GEDs Issued to ISAEP Students</b>	<b>% ISAEP Students Earning GED</b>	<b>GEDs Issued to Students in Alternative High School Programs</b>	<b>Total GEDs Issued to High School Students</b>
001	ACCOMACK	63	17	27%	1	18
002	ALBEMARLE	0				
003	ALLEGHANY	17		0%		
004	AMELIA	0	2		1	3
005	AMHERST	27		0%	11	11
006	APPOMATTOX	9	4	44%	1	5
007	ARLINGTON	34	16	47%	6	22
008	AUGUSTA	50	6	12%		6
009	BATH	4		0%	1	1
010	BEDFORD	107		0%	23	23
011	BLAND	4		0%		0
012	BOTETOURT	18		0%		0
013	BRUNSWICK	11		0%		0
014	BUCHANAN	16		0%		0
015	BUCKINGHAM	35		0%	1	1
016	CAMPBELL	113	86	76%		86
017	CAROLINE	17		0%		0
018	CARROLL	19	6	32%		6
019	CHARLES CITY	6		0%		0
020	CHARLOTTE	0				0
021	CHESTERFIELD	30	2	7%	28	30
022	CLARKE	1		0%	1	1
023	CRAIG	7		0%	2	2
024	CULPEPER	23		0%	15	15
025	CUMBERLAND	0				0
026	DICKENSON	8		0%		0

**GED Credentials Issued to Students enrolled in School  
FY 2002-2003**

<b>School Code</b>	<b>Locality</b>	<b>Total ISAEP Students</b>	<b>GEDs Issued to ISAEP Students</b>	<b>% ISAEP Students Earning GED</b>	<b>GEDs Issued to Students in Alternative High School Programs</b>	<b>Total GEDs Issued to High School Students</b>
027	DINWIDDIE	23		0%	9	9
028	ESSEX	8	4	50%		4
029	FAIRFAX	251	150	60%	58	208
030	FAUQUIER	60	26	43%		26
031	FLOYD	21	4	19%	1	5
032	FLUVANNA	8	3	38%		3
033	FRANKLIN	32		0%		0
034	FREDERICK	145	59	41%	12	71
035	GILES	9	4	44%	3	7
036	GLOUCESTER	86	53	62%		53
037	GOOCHLAND	14		0%	23	23
038	GRAYSON	12		0%		0
039	GREENE	10		0%		0
040	GREENSVILLE	5		0%		0
041	HALIFAX	19		0%	5	5
042	HANOVER	60	4	7%	8	12
043	HENRICO	53	16	30%	20	36
044	HENRY	63		0%	3	3
045	HIGHLAND					0
046	ISLE OF WIGHT	11		0%	1	1
048	KING GEORGE	12	4	33%		4
049	KING QUEEN	0				0
050	KING WILLIAM	6		0%		0
051	LANCASTER	7		0%	2	2
052	LEE	3		0%		0
053	LOUDOUN	77		0%	40	40
054	LOUISA	34		0%	8	8

**GED Credentials Issued to Students enrolled in School  
FY 2002-2003**

<b>School Code</b>	<b>Locality</b>	<b>Total ISAEP Students</b>	<b>GEDs Issued to ISAEP Students</b>	<b>% ISAEP Students Earning GED</b>	<b>GEDs Issued to Students in Alternative High School Programs</b>	<b>Total GEDs Issued to High School Students</b>
055	LUNENBURG	0				0
056	MADISON	6		0%	1	1
057	MATHEWS	0	3		3	6
058	MECKLENBURG	32		0%		0
059	MIDDLESEX	10	4	40%		4
060	MONTGOMERY	15		0%	26	26
062	NELSON	13		0%	4	4
063	NEW KENT	11		0%		0
065	NORTHAMPTON	10		0%		0
066	NORTHUMBERLAND	11	7	64%	4	11
067	NOTTOWAY	28	4	14%	2	6
068	ORANGE	20	4	20%	1	5
069	PAGE	15	15	100%		15
070	PATRICK	8	4	50%	2	6
071	PITTSYLVANIA	71		0%	8	8
072	POWHATAN	6	5	83%	4	9
073	PRINCE EDWARD	21	2	10%	3	5
074	PRINCE GEORGE	17	10	59%		10
075	PRINCE WILLIAM	126		0%		0
077	PULASKI	22	16	73%		16
078	RAPPAHANNOCK	12	4	33%	2	6
079	RICHMOND	14		0%	2	2
080	ROANOKE	63		0%	7	7
081	ROCKBRIDGE	57		0%	35	35
082	ROCKINGHAM	0				0
083	RUSSELL	62	4	6%	4	8
084	SCOTT	7		0%	14	14

**GED Credentials Issued to Students enrolled in School  
FY 2002-2003**

<b>School Code</b>	<b>Locality</b>	<b>Total ISAEP Students</b>	<b>GEDs Issued to ISAEP Students</b>	<b>% ISAEP Students Earning GED</b>	<b>GEDs Issued to Students in Alternative High School Programs</b>	<b>Total GEDs Issued to High School Students</b>
085	SHENANDOAH	23		0%		0
086	SMYTH	21		0%	5	5
<b>087</b>	<b>SOUTHAMPTON</b>	<b>0</b>				<b>0</b>
088	SPOTSYLVANIA	118	63	53%		63
089	STAFFORD	94		0%	50	50
090	SURRY	6	1	17%		1
091	SUSSEX	3		0%	3	3
092	TAZEWELL	30		0%	19	19
093	WARREN	111		0%	23	23
094	WASHINGTON	25		0%	7	7
095	WESTMORELAND	18		0%		0
096	WISE	29	24	83%	5	29
097	WYTHE	45	2	4%	16	18
098	YORK	37		0%	2	2
101	ALEXANDRIA	46		0%		0
102	BRISTOL	19	8	42%	1	9
103	BUENA VISTA	5		0%		0
104	CHARLOTTESVILLE	65		0%		0
105	CLIFTON FORGE	0				0
106	COLONIAL HEIGHTS	17		0%		0
<b>107</b>	<b>COVINGTON</b>	<b>0</b>				<b>0</b>
108	DANVILLE	68	16	24%		16
109	FALLS CHURCH	0				0
110	FREDERICKSBURG	21		0%		0
111	GALAX	2		0%		0
112	HAMPTON	118	49	42%		49
113	HARRISONBURG	83	28	34%		28

**GED Credentials Issued to Students enrolled in School  
FY 2002-2003**

<b>School Code</b>	<b>Locality</b>	<b>Total ISAEP Students</b>	<b>GEDs Issued to ISAEP Students</b>	<b>% ISAEP Students Earning GED</b>	<b>GEDs Issued to Students in Alternative High School Programs</b>	<b>Total GEDs Issued to High School Students</b>
114	HOPEWELL	37		0%	1	1
115	LYNCHBURG	49		0%	7	7
116	MARTINSVILLE	0			5	5
117	NEWPORT NEWS	44		0%	21	21
118	NORFOLK	163	17	10%	21	38
119	NORTON	1	1	100%	1	2
120	PETERSBURG	68	1	1%	2	3
121	PORTSMOUTH	33		0%		0
<b>122</b>	<b>RADFORD</b>	<b>0</b>			<b>7</b>	<b>7</b>
123	RICHMOND CITY	55		0%	3	3
124	ROANOKE CITY	20	3	15%	52	55
126	STAUNTON	24		0%	1	1
127	SUFFOLK	9		0%		0
128	VIRGINIA BEACH	207	121	58%	7	128
130	WAYNESBORO	22	11	50%	1	12
131	WILLIAMSBURG/JAMES	72		0%	42	42
132	WINCHESTER	41	11	27%	2	13
134	FAIRFAX CITY	0				0
135	FRANKLIN CITY	0	3		1	4
136	CHESAPEAKE CITY	43	21	49%	49	70
137	LEXINGTON	0				0
138	EMPORIA	0				0
139	SALEM	0			27	27
140	BEDFORD CITY	0				0
142	POQUOSON	10		0%	3	3
143	MANASSAS CITY	53	8	15%	13	21
144	MANASSAS PARK	20		0%		0

**GED Credentials Issued to Students enrolled in School  
FY 2002-2003**

<b>School Code</b>	<b>Locality</b>	<b>Total ISAEP Students</b>	<b>GEDs Issued to ISAEP Students</b>	<b>% ISAEP Students Earning GED</b>	<b>GEDs Issued to Students in Alternative High School Programs</b>	<b>Total GEDs Issued to High School Students</b>
202	COLONIAL BEACH	3		0%		0
207	WEST POINT	3	2	67%		2
<b>Totals</b>		<b>4286</b>	<b>938</b>	<b>22%</b>	<b>803</b>	<b>1741</b>

**ISAEF Allocations and Actual Expenditures**

**FY 2002-2003**

<b>Payee Code</b>	<b>Locality</b>	<b>Available Funds 2002-03</b>	<b>Actual Funds Dispersed in 2002-03</b>	<b>Total Students Served in 2002-03</b>	<b>Per Pupil Costs</b>
0		\$ 11.00	\$ -		
001	ACCOMACK	\$ 16,228.00	\$ 16,228.00	63	\$ 257.59
002	ALBEMARLE	\$ 24,342.00	\$ 24,342.00	with Charlottesville	
003	ALLEGHANY	\$ 8,114.00	\$ 8,114.00	17	\$ 477.29
004	AMELIA	\$ 8,114.00	\$ 8,114.00	with Nottoway	
005	AMHERST	\$ 16,228.00	\$ 16,228.00	27	\$ 601.04
006	APPOMATTOX	\$ 8,114.00	\$ 5,000.58	9	\$ 555.62
007	ARLINGTON	\$ 32,455.00	\$ 32,455.00	34	\$ 954.56
008	AUGUSTA	\$ 16,228.00	\$ 16,228.00	50	\$ 324.56
009	BATH	\$ 8,114.00	\$ 8,114.00	4	\$ 2,028.50
010	BEDFORD	\$ 16,228.00	\$ 16,228.00	107	\$ 151.66
011	BLAND	\$ 8,114.00	\$ 4,519.03	4	\$ 1,129.76
012	BOTETOURT	\$ 8,114.00	\$ 5,630.75	18	\$ 312.82
013	BRUNSWICK	\$ 8,114.00	\$ 8,114.00	11	\$ 737.64
014	BUCHANAN	\$ 24,342.00	\$ 24,342.00	16	\$ 1,521.38
015	BUCKINGHAM	\$ 8,114.00	\$ 8,090.00	35	\$ 231.14
016	CAMPBELL	\$ 16,228.00	\$ 16,286.00	113	\$ 144.12
017	CAROLINE	\$ 16,228.00	\$ 16,228.00	17	\$ 954.59
018	CARROLL	\$ 16,228.00	\$ 16,228.00	19	\$ 854.11
019	CHARLES CITY	\$ 8,114.00	\$ 7,205.00	6	\$ 1,200.83
020	CHARLOTTE	\$ 8,114.00	\$ 8,114.00	with Nottoway	
021	CHESTERFIELD	\$ 48,684.00	\$ 48,684.00	30	\$ 1,622.80
022	CLARKE	\$ 8,114.00	\$ 8,114.00	1	\$ 8,114.00
023	CRAIG	\$ 8,114.00	\$ 8,114.00	7	\$ 1,159.14
024	CULPEPER	\$ 16,228.00	\$ 16,228.00	23	\$ 705.57
025	CUMBERLAND	\$ 8,114.00	\$ 8,114.00	with Nottoway	
026	DICKENSON	\$ 8,114.00	\$ 8,114.00	8	\$ 1,014.25
027	DINWIDDIE	\$ 8,114.00	\$ 7,859.00	23	\$ 341.70
028	ESSEX	\$ 8,114.00	\$ 8,114.00	8	\$ 1,014.25



**ISAEF Allocations and Actual Expenditures  
FY 2002-2003**

<b>Payee Code</b>	<b>Locality</b>	<b>Available Funds 2002-03</b>	<b>Actual Funds Dispersed in 2002-03</b>	<b>Total Students Served in 2002-03</b>	<b>Per Pupil Costs</b>
029	FAIRFAX	\$ 105,481.00	\$ 105,481.00	251	\$ 420.24
030	FAUQUIER	\$ 16,228.00	\$ 16,228.00	60	\$ 270.47
031	FLOYD	\$ 8,114.00	\$ 8,114.00	21	\$ 386.38
032	FLUVANNA	\$ 8,114.00	\$ 8,114.00	8	\$ 1,014.25
033	FRANKLIN	\$ 24,342.00	\$ 24,342.00	32	\$ 760.69
034	FREDERICK	\$ 24,342.00	\$ 24,342.00	145	\$ 167.88
035	GILES	\$ 8,114.00	\$ 8,114.00	9	\$ 901.56
036	GLOUCESTER	\$ 16,228.00	\$ 16,228.00	86	\$ 188.70
037	GOOCHLAND	\$ 8,114.00	\$ 8,114.00	14	\$ 579.57
038	GRAYSON	\$ 8,114.00	\$ 8,114.00	12	\$ 676.17
039	GREENE	\$ 8,114.00	\$ 8,114.00	10	\$ 811.40
040	GREENSVILLE	\$ 8,114.00	\$ 8,114.00	5	\$ 1,622.80
041	HALIFAX	\$ 24,342.00	\$ 24,342.00	19	\$ 1,281.16
042	HANOVER	\$ 24,342.00	\$ 24,342.00	60	\$ 405.70
043	HENRICO	\$ 48,684.00	\$ 48,684.00	53	\$ 918.57
044	HENRY	\$ 32,455.00	\$ 30,842.01	63	\$ 489.56
045	HIGHLAND			no program	
046	ISLE OF WIGHT	\$ 16,228.00	\$ 12,661.50	11	\$ 1,151.05
048	KING GEORGE	\$ 8,114.00	\$ 7,641.00	12	\$ 636.75
049	KING QUEEN	\$ 8,114.00	\$ -	no report received	
050	KING WILLIAM	\$ 8,114.00	\$ 8,114.00	6	\$ 1,352.33
051	LANCASTER	\$ 8,114.00	\$ 8,114.00	7	\$ 1,159.14
052	LEE	\$ 16,228.00	\$ 16,228.00	3	\$ 5,409.33
053	LOUDOUN	\$ 32,455.00	\$ 24,028.60	77	\$ 312.06
054	LOUISA	\$ 8,114.00	\$ 8,114.00	34	\$ 238.65
055	LUNENBURG	\$ 8,114.00	\$ 8,114.00	with Nottoway	
056	MADISON	\$ 8,114.00	\$ 8,114.00	6	\$ 1,352.33
057	MATHEWS	\$ 8,114.00	\$ 8,114.00	no report received	
058	MECKLENBURG	\$ 16,228.00	\$ 16,228.00	32	\$ 507.13
059	MIDDLESEX	\$ 8,114.00	\$ 6,738.63	10	\$ 673.86

**ISAEF Allocations and Actual Expenditures  
FY 2002-2003**

<b>Payee Code</b>	<b>Locality</b>	<b>Available Funds 2002-03</b>	<b>Actual Funds Dispersed in 2002-03</b>	<b>Total Students Served in 2002-03</b>	<b>Per Pupil Costs</b>
060	MONTGOMERY	\$ 16,228.00	\$ 16,228.00	15	\$ 1,081.87
062	NELSON	\$ 16,228.00	\$ 16,286.00	13	\$ 1,252.77
063	NEW KENT	\$ 8,114.00	\$ 8,114.00	11	\$ 737.64
065	NORTHAMPTON	\$ 8,114.00	\$ 8,094.07	10	\$ 809.41
066	NORTHUMBERLAND	\$ 8,114.00	\$ 8,114.00	11	\$ 737.64
067	NOTTOWAY	\$ 8,114.00	\$ 8,114.00	28	\$ 289.79
068	ORANGE	\$ 8,114.00	\$ 8,114.00	20	\$ 405.70
069	PAGE	\$ 16,228.00	\$ 16,216.53	15	\$ 1,081.10
070	PATRICK	\$ 8,114.00	\$ 8,114.00	8	\$ 1,014.25
071	PITTSYLVANIA	\$ 24,342.00	\$ 24,342.00	71	\$ 342.85
072	POWHATAN	\$ 16,228.00	\$ 16,228.00	6	\$ 2,704.67
073	PRINCE EDWARD	\$ 8,114.00	\$ 8,114.00	21	\$ 386.38
074	PRINCE GEORGE	\$ 8,114.00	\$ 7,850.38	17	\$ 461.79
075	PRINCE WILLIAM	\$ 48,684.00	\$ 48,684.00	126	\$ 386.38
077	PULASKI	\$ 16,228.00	\$ 10,537.00	22	\$ 478.95
078	RAPPAHANNOCK	\$ 8,114.00	\$ 7,809.35	12	\$ 650.78
079	RICHMOND COUNTY	\$ 8,114.00	\$ 8,114.00	14	\$ 579.57
080	ROANOKE COUNTY	\$ 16,228.00	\$ 16,228.00	63	\$ 257.59
081	ROCKBRIDGE	\$ 24,342.00	\$ 22,118.52	57	\$ 388.04
<b>082</b>	<b>ROCKINGHAM</b>			<b>no program</b>	
083	RUSSELL	\$ 16,228.00	\$ 16,228.00	62	\$ 261.74
084	SCOTT	\$ 8,114.00	\$ 8,114.00	7	\$ 1,159.14
085	SHENANDOAH	\$ 16,228.00	\$ 16,228.00	23	\$ 705.57
086	SMYTH	\$ 24,342.00	\$ 24,338.00	21	\$ 1,158.95
<b>087</b>	<b>SOUTHAMPTON</b>			<b>no program</b>	
088	SPOTSYLVANIA	\$ 32,455.00	\$ 32,455.00	118	\$ 275.04
089	STAFFORD	\$ 32,455.00	\$ 32,455.00	94	\$ 345.27
090	SURRY	\$ 8,114.00	\$ 6,871.85	6	\$ 1,145.31
091	SUSSEX	\$ 8,114.00	\$ 8,114.00	3	\$ 2,704.67
092	TAZEWELL	\$ 24,342.00	\$ 24,342.00	30	\$ 811.40

**ISAEF Allocations and Actual Expenditures  
FY 2002-2003**

Payee Code	Locality	Available Funds 2002-03	Actual Funds Dispersed in 2002-03	Total Students Served in 2002-03	Per Pupil Costs
093	WARREN	\$ 16,228.00	\$ 16,228.00	111	\$ 146.20
094	WASHINGTON	\$ 24,342.00	\$ 24,342.00	25	\$ 973.68
095	WESTMORELAND	\$ 8,114.00	\$ 8,114.00	18	\$ 450.78
096	WISE	\$ 24,342.00	\$ 24,342.00	29	\$ 839.38
097	WYTHE	\$ 16,228.00	\$ 16,228.00	45	\$ 360.62
098	YORK	\$ 16,228.00	\$ 15,980.33	37	\$ 431.90
101	ALEXANDRIA	\$ 32,455.00	\$ 32,455.00	46	\$ 705.54
102	BRISTOL	\$ 8,114.00	\$ 7,964.49	19	\$ 419.18
103	BUENA VISTA	\$ 8,114.00	\$ 7,842.58	5	\$ 1,568.52
104	CHARLOTTESVILLE	\$ 16,228.00	\$ 16,227.99	65	\$ 249.66
105	CLIFTON FORGE			with Alleghany	
106	COLONIAL HEIGHTS	\$ 8,114.00	\$ 8,114.00	17	\$ 477.29
<b>107</b>	<b>COVINGTON</b>			no program	
108	DANVILLE	\$ 24,342.00	\$ 24,342.00	68	\$ 357.97
109	FALLS CHURCH	\$ 8,114.00	\$ -	no report received	
110	FREDERICKSBURG	\$ 16,228.00	\$ 12,624.00	21	\$ 601.14
111	GALAX	\$ 8,114.00	\$ 1,591.75	2	\$ 795.88
112	HAMPTON	\$ 32,455.00	\$ 32,455.00	118	\$ 275.04
113	HARRISONBURG	\$ 8,114.00	\$ 8,114.00	83	\$ 97.76
114	HOPEWELL	\$ 16,228.00	\$ 16,228.00	37	\$ 438.59
115	LYNCHBURG	\$ 24,342.00	\$ 24,342.00	49	\$ 496.78
116	MARTINSVILLE	\$ 16,228.00	\$ 16,228.00	no report received	
117	NEWPORT NEWS	\$ 48,684.00	\$ 48,684.00	44	\$ 1,106.45
118	NORFOLK	\$ 64,912.00	\$ 64,912.00	163	\$ 398.23
119	NORTON	\$ 8,114.00	\$ 8,114.00	1	\$ 8,114.00
120	PETERSBURG	\$ 24,342.00	\$ 24,342.00	68	\$ 357.97
121	PORTSMOUTH	\$ 40,570.00	\$ 32,957.60	33	\$ 998.72
<b>122</b>	<b>RADFORD</b>			no program	
123	RICHMOND CITY	\$ 48,684.00	\$ 48,022.06	55	\$ 873.13
124	ROANOKE CITY	\$ 40,570.00	\$ 40,570.00	20	\$ 2,028.50

**ISAEF Allocations and Actual Expenditures  
FY 2002-2003**

<b>Payee Code</b>	<b>Locality</b>	<b>Available Funds 2002-03</b>	<b>Actual Funds Dispersed in 2002-03</b>	<b>Total Students Served in 2002-03</b>	<b>Per Pupil Costs</b>
126	STAUNTON	\$ 16,228.00	\$ 16,228.00	24	\$ 676.17
127	SUFFOLK	\$ 24,342.00	\$ 24,342.00	9	\$ 2,704.67
128	VIRGINIA BEACH	\$ 64,912.00	\$ 64,912.00	207	\$ 313.58
130	WAYNESBORO	\$ 16,228.00	\$ 16,228.00	22	\$ 737.64
131	WILLIAMSBURG/JAMES	\$ 16,228.00	\$ 16,105.08	72	\$ 223.68
132	WINCHESTER	\$ 16,228.00	\$ 12,771.00	41	\$ 311.49
134	FAIRFAX CITY			with Fairfax County	
135	FRANKLIN CITY	\$ 8,114.00	\$ 8,114.00	no report received	
136	CHESAPEAKE CITY	\$ 48,684.00	\$ 48,684.00	43	\$ 1,132.19
137	LEXINGTON			with Rockbridge	
138	EMPORIA			with Greensville	
139	SALEM	\$ 8,114.00	\$ 8,114.00	no report received	
140	BEDFORD CITY			with Bedford County	
142	POQUOSON	\$ 8,114.00	\$ 8,024.00	10	\$ 802.40
143	MANASSAS CITY	\$ 24,342.00	\$ 24,275.10	53	\$ 458.02
144	MANASSAS PARK	\$ 8,114.00	\$ 8,114.00	20	\$ 405.70
202	COLONIAL BEACH	\$ 8,114.00	\$ 8,114.00	3	\$ 2,704.67
207	WEST POINT	\$ 8,114.00	\$ 8,114.00	3	\$ 2,704.67
<b>TOTALS</b>		<b>\$ 2,247,581.00</b>	<b>\$ 2,173,057.78</b>	<b>4286</b>	<b>\$ 507.01</b>