

**JOINT LEGISLATIVE AUDIT AND REVIEW COMMISSION
OF THE VIRGINIA GENERAL ASSEMBLY**

**Review of Virginia's
Activity in Maximizing
Federal Grant Funding**

**Members of the
Joint Legislative Audit and Review Commission**

Chairman

Senator Kevin G. Miller

Vice-Chairman

Delegate Lacey E. Putney

Delegate Vincent F. Callahan, Jr.
Senator John H. Chichester
Senator Charles J. Colgan
Delegate M. Kirkland Cox
Delegate Frank D. Hargrove, Sr.
Delegate Johnny S. Joannou
Delegate Dwight C. Jones
Senator Thomas K. Norment, Jr.
Delegate Harry J. Parrish
Senator Walter A. Stosch
Delegate Leo C. Wardrup, Jr.

Mr. Walter J. Kucharski, Auditor of Public Accounts

Director

Philip A. Leone

Preface

In July 2002, the Joint Legislative Audit and Review Commission (JLARC) directed staff to review Virginia's activities in maximizing federal grant revenues. The Commission specifically directed JLARC staff to develop an inventory of grants awarded to Virginia and also to assess the potential to use more Medicaid funds for school health programs, special education services, and after-school programs. This report presents findings from that review.

During federal fiscal year (FFY) 2002, federal government expenditures and obligations for grant programs accounted for approximately \$412 billion. Of that amount, entities in Virginia, including State and local governments, colleges and universities, and non-profit organizations received about \$7.7 billion from more than 600 different federal grant programs. Nonetheless, Virginia has ranked between 47th and 50th among the states in terms of per-capita receipt of federal grant awards since FFY 1995. The State's ability to increase its share of federal grant revenues appears to be affected by several factors, including the availability of State matching funds, current spending levels for some programs, and the availability of staffing and resources to effectively pursue federal grant funding.

Cooperative efforts by the departments of Medical Assistance Services (DMAS) and Education have increased the ability of local school divisions to bill the federal government for Medicaid-eligible special education services. These changes include adding coverable services and creating an easier billing process, among others. According to DMAS staff, only 68 of the State's 134 eligible school divisions billed for Medicaid reimbursements during the 2003 school year.

JLARC staff identified 32 grants potentially worth an estimated \$18 million for which Virginia's State agencies and post-secondary institutions were eligible, but had not received an award. Moreover, the State might be able to retain an additional \$1.4 million in federal homelessness funding by coordinating with local homeless assistance programs and groups in Virginia's non-metropolitan areas.

Virginia's current approach for identifying and applying for federal grant funding is decentralized. However, some State entities are beginning to address grants-related needs collectively, in light of a growing federal initiative requiring greater intra-state coordination of applications. In addition, Virginia is trying to increase its relatively low share of federal funding for academic research and development activities. An expanded effort by the Department of Planning and Budget to assist State agencies with their federal grants efforts may be beneficial.

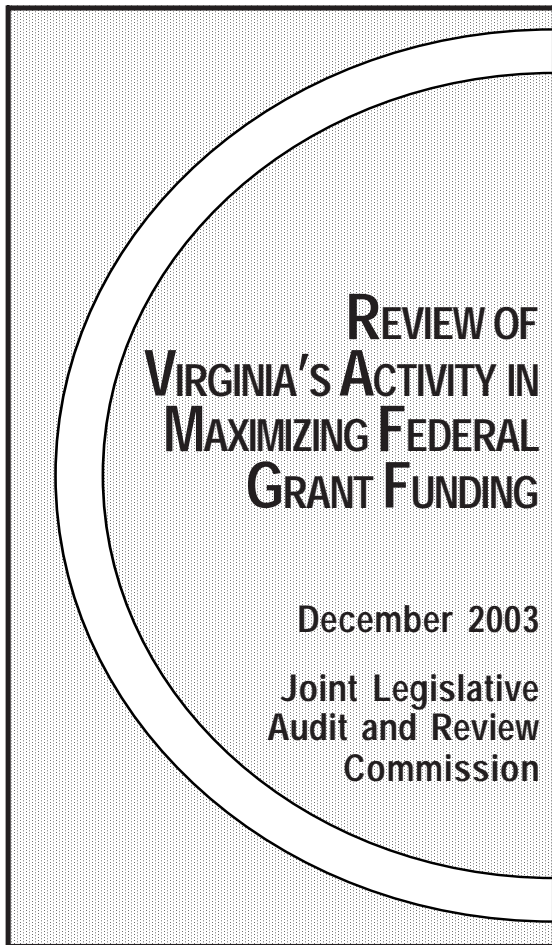
On behalf of the Commission, I wish to express our appreciation for the assistance and cooperation provided by Department of Planning and Budget staff, as well as staff in other State agencies that provided information during this review.



Philip A. Leone
Director

December 18, 2003

JLARC Report Summary



Obligations for federal grant awards accounted for more than \$412 billion of the almost \$2 trillion spent by the federal government during federal fiscal year (FFY) 2002. Entities in Virginia, including State and local governments, colleges and universities, and non-profit organizations, were awarded funding from more than 600 different federal grant programs during that time worth more than \$7.7 billion. Nonetheless, Virginia has ranked near the bottom among the 50 states in terms of per-capita receipt of federal grant awards since at least FFY 1995. For example, between federal fiscal years 1995 and 2001, Virginia's national standing was either 49th or 50th, according

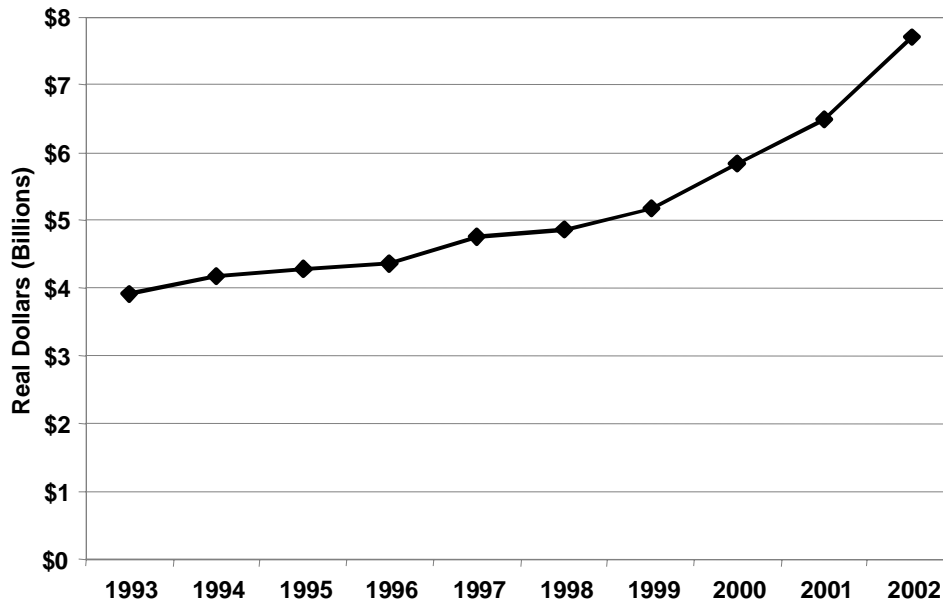
to data maintained by the United States Census Bureau. Virginia advanced to 47th in FFY 2002. The figure on the next page shows the receipt of federal funds by Virginia over the past ten years.

In July 2002, the Joint Legislative Audit and Review Commission (JLARC) directed staff to review Virginia's activities in maximizing federal grant revenues. The Commission specifically directed JLARC staff to develop an inventory of grants awarded to Virginia and also to assess the potential to use more Medicaid funds for school health programs, special education services, and after-school programs. The inventory of federal grant obligations awarded to Virginia in FFY 2002 is provided as Appendix B. Appendix C outlines grants for which U.S. Census Bureau data indicates Virginia received no funding in FFY 2002, and Appendix D lists 32 federal grants JLARC staff identified as potential sources of funding.

In addition, four major findings resulted from JLARC staff's evaluation of the State's recent federal grant activity. These findings include:

- Factors such as the availability of State matching funds, current spending levels for some of Virginia's programs, and staffing and resources issues affect the ability of State program staff to effectively pursue federal grant funding.
- The departments of Medical Assistance Services and Education have identified strategies for increasing Medicaid reimbursements related to special education services, some of which have already been implemented. However, it does not appear that similar opportunities are available regarding school health or after-school programs.

Annual Federal Grant Obligations to Virginia Federal Fiscal Years 1993-2002



- Some funding opportunities that were available to entities within Virginia were not pursued in FFY 2002, however these were comprised of mostly smaller dollar amounts. A total of \$19.5 million in potential grant funding was identified.
- Increases in federal grant funding may be achievable if the Department of Planning and Budget increased existing efforts at centralizing certain grants management activities, including assisting State program staff throughout the grants identification and application process. Program staff at the agency level might also benefit from some form of centralized electronic notification of potential federal grant opportunities.

In sum, while opportunities to increase the State's share of federal grant revenues are available, Virginia's ability to increase its share of federal funding is limited by sev-

eral factors, including its relatively high per-capita income and less expansive social services programs. Despite the limited nature of the State's Medicaid program, certain State agencies are actively pursuing ways to increase billing for reimbursable Medicaid services. Finally, an effort centrally focused within the Department of Planning and Budget might result in increased funding for Virginia, as it has for several other states.

State Government's Ability to Increase Grant Funding Is Limited by Certain Factors

Although some opportunities for increased funding are available, the Commonwealth's pursuit of additional federal grant awards faces several obstacles. First, agency personnel interviewed by JLARC staff indicated that State funding needed to meet the federal matching requirements can be difficult to obtain. Sec-

ond, Virginia provides fewer services and uses more restrictive eligibility requirements than other states for several of the federally funded grants programs that it administers. As a result, the State receives less federal reimbursement from these programs than several other states.

In addition to these issues, the amount of federal grant funding is also affected by Virginia's relatively high per-capita income, which is used as a factor in certain federal formula grants to calculate state allocations. In some cases, limited time and resources available to complete a federal grant application can impact the quality of the completed product or sway an agency's decision to apply or not apply for funding. Furthermore, obtaining funding through competitively awarded federal grants can be very difficult. Funding for these awards is often decided through peer review and may also reflect certain preferences of the awarding agency, such as a desire for regional distribution of funding, continuation of older programs or the implementation of new programs, among other requirements.

Contributing to the State's current standing in terms of per-capita federal grant award amounts is that, when compared to other states, Virginia's colleges and universities do not draw down a substantial amount of federal funding for research and development activities. According to information compiled by the State Council of Higher Education for Virginia, Virginia ranked 37th in 2000 when measuring expenditures for research and development on a state per-capita basis.

DMAS and DOE Have Identified Potential Strategies to Increase Medicaid Reimbursements for Special Education Services

The Commission directed staff to review the State's ability to increase its share of Medicaid funding for certain school-related activities by identifying previously un-reim-

bursed services. Specifically, the Commission called for an assessment of special education, school health, and after-school programs. It appears that billing for special education services is already underway, while billing opportunities for the other areas may be limited.

As required by the 2002 Appropriation Act, the Department of Education (DOE) and the Department of Medical Services (DMAS) have been cooperating in developing approaches to expand the services covered under the special education billing program. According to DMAS staff, strategies identified under this requirement may result in additional net revenue to the State of \$4 million in fiscal year 2004. Initial DMAS consultant estimates indicate that Virginia may be able to increase Medicaid billing for special education services to \$70 million based on the full participation of all 134 local school divisions. Of the amount billed to the federal Medicaid program, Virginia would draw approximately half of that amount in federal funds. This federal funding would then be shared with localities and used to pay other associated costs, leaving the State with less than one-quarter of the billed amount.

To realize that level of potential revenue, DMAS has increased the number of billable services, streamlined certain program requirements for the schools, and created an automated system to assist local school divisions in billing Medicaid for services. Some of these opportunities are already available to schools districts. DMAS staff expressed hope that these changes will increase the number of school divisions billing for Medicaid services; only 68 out of the State's 134 school divisions had billed DMAS for these services during the 2002-2003 school year. There is little potential reimbursement for school health and after-school programs, according to State and federal personnel familiar with the Medicaid program.

Some Opportunities Are Available to Increase Federal Grant Funding

JLARC staff identified 32 grants for which Virginia's State agencies and post-secondary institutions were eligible, but had not received an award. Calculating the potential award amounts based on the State's population as a percentage of the United States population, these grants would have provided an additional \$18.1 million in federal grant funding to the State. However, because the majority of these programs are awarded on a competitive basis, there is no guarantee that Virginia would receive these funds. Another \$1.4 million in federal housing assistance could be retained if the State were able to coordinate homeless assistance programs in the non-metropolitan areas of Virginia. Staff who operate similar programs in other states told JLARC staff that administering these programs can be very time consuming and labor intensive.

Additionally, the departments of Social Services and Medical Assistance Services have been actively seeking ways to enhance the amount of federal funding received by State government and Virginia's localities. For example, the Department of Social Services (DSS) is working with localities to identify reimbursable social services costs that have not been previously claimed. DSS reports that more than 50 localities have implemented plans resulting in more than \$50 million in additional federal reimbursements. All of this funding, except for specific administrative costs attributable to the revenue maximization effort itself, is passed through to localities. None is available to supplant State general fund revenues. Likewise, the Department of Medical Assistance Services has contracted with several firms to identify strategies for increasing the State's share of Medicaid reimbursements. According to DMAS staff, the 2003 Appropriation Act forecast revenues resulting from these efforts to be \$18.5 million in FY 2003 and \$32.2 million in FY 2004.

Centralized Grants Management Within DPB Could Assist Virginia in Increasing Its Share of Federal Grant Funding

Since a centralized grants office within the Department of Planning and Budget was eliminated in 1987, State government has relied primarily on agency and program staff to identify and apply for potential grant funding. While this has eased some of the restrictions caused under the previous approach, it has produced a decentralized method of identifying and applying for federal grants. Under this approach, no centralized assistance is available to program staff responsible for identifying potential sources of funding or developing grant applications. Staff are left to develop these applications on their own in addition to performing other responsibilities. At the same time that State government is operating under a fragmented grants development system, funding sources at the federal level are beginning to require greater intra-state coordination of applications.

In some instances, certain State entities have recognized a need to address grant opportunities and grants-related needs collectively, instead of independently. For example, the agencies within the Public Safety Secretariat have created a grants coordination committee to act as a clearinghouse of grants information, shared experiences, and training opportunities. Likewise, the Office of Commonwealth Preparedness is also attempting to coordinate State and local activities related to homeland security, including local first responders. Virginia is also actively trying to increase the amount of research and development funding that is received by the State's post-secondary institutions, by providing seed money for such functions as the Virginia Institute for Defense and Homeland Security and the Commonwealth Technology Research Fund.

To address some of the needs identified by JLARC staff throughout the course of this review, the Department of Planning and Budget should consider expanding its current grants related activities to provide certain services. For example, staff assigned grants management responsibilities could assist State agency and program staff by identifying and providing electronic notification of federal grant opportunities. These staff could also be responsible for providing electronic notification of grant opportunities to local governments, colleges and universities, and other entities. Additionally, training opportunities could be offered or coordinated by DPB upon request of agency staff. In turn, State agency staff could more actively report information concerning grants that are being actively pursued as a way to develop potential best practices and provide some comprehensive information on grant activ-

ity. Staff in other states that operate centralized grants units told JLARC staff that they have realized increased levels of grant funding as a result.

Recommendations: *The Department of Planning and Budget may wish to consider providing greater federal grants assistance to State program staff and other Virginia entities. As part of this increased assistance, DPB should consider electronically notifying State and other entities about potential federal and State grant funding opportunities, and provide development assistance for specific federal grant applications upon the request of State agencies and local governments. In addition, if these functions are vested within the Department, the General Assembly may wish to consider amending the Code of Virginia to eliminate the sections requiring the Virginia Liaison Office to perform many of the same tasks.*

Table of Contents

	<u>Page</u>
I. INTRODUCTION	1
Overview of the Federal Grant Funding Process.....	1
Federal Payments in Virginia.....	4
Overview of Virginia's Receipt of Federal Grant Funding.....	6
Virginia's Current Approach for Identifying and Applying for Federal Grant Funds.....	9
JLARC Review and Report Organization.....	13
 II. POTENTIAL SOURCES OF ADDITIONAL FEDERAL GRANT FUNDING FOR VIRGINIA.....	 21
Opportunities Exist to Increase Virginia's Share of Federal Grant Funding.....	21
Factors Affecting Virginia's Ability to Increase the State's Share of Federal Grant Funding.....	30
DOE and DMAS Are Partnering to Increase Federal Medicaid Reimbursements for Special Education Activities.....	37
 III. STATE ADMINISTRATION OF FEDERAL GRANT ACTIVITIES...	 41
Virginia's Current Approach for Identifying Federal Grant Opportunities Is Decentralized.....	42
State Government Appears to Be Increasing Coordination of Federal Grant Funding Activities.....	48
Increased Federal Grants Focus Within DPB Could Serve as a Resource for State and Local Staff.....	53
 APPENDIXES.....	 65

I. Introduction

In July of 2002, the Joint Legislative Audit and Review Commission (JLARC) directed staff to conduct a review of the State's activities in maximizing federal grant funding. The Commission selected this review as a priority project given the State's current financial situation and the growing need to assess new opportunities for increasing State revenues. As part of this review, JLARC staff were requested to inventory those federal grants for which the State is eligible but has not received funding and the factors preventing Virginia from increasing its share of these funds. The Commission further directed staff to explore the potential for increasing the use of Medicaid reimbursement payments to cover certain public education programs.

This report provides background information on Virginia's receipt of federal grant funds, existing federal grant opportunities, and recommendations for increasing the effectiveness of the State's activities in identifying and applying for federal grants. Although Virginia ranked second among the states in federal fiscal year 2002 based on total per-capita federal spending, the State ranked only 47th in terms of per-capita federal grant obligations. As part of this review, JLARC staff identified several specific grants that could have increased the State's share of federal grant funding by approximately \$20 million in federal fiscal year 2002; however, there are several factors that preclude Virginia from receiving a significantly larger share of federal grant funds. Through the greater coordination of current State grant practices and other improvements, the State's ability to compete for federal discretionary grant funds could be enhanced, however.

OVERVIEW OF THE FEDERAL GRANT FUNDING PROCESS

The federal government spent almost \$2 trillion during federal fiscal year (FFY) 2002, which ran from October 1, 2001 to September 30, 2002. Approximately 22 percent of that spending was made to state governments, localities, and other entities through grants-in-aid programs for the purpose of achieving Congressionally mandated tasks and directives. Two of the most widely used typologies for these grants-in-aid programs are formula grants and project grants. Federal obligations to grants programs have grown by more than 50 percent since FFY 1998, to more than \$412 billion in FFY 2002. Of this \$412 billion in federal grant program obligations, Virginia entities received approximately \$7.7 billion from more than 600 distinct grant programs, according to data maintained by the United States Census Bureau (Census Bureau). Despite the \$7.7 billion in funding received, and the large number of grant awards made to Virginia entities, the State continues to rank near the bottom in terms of per-capita federal grant receipts.

Types of Federal Expenditures and Obligations

According to the United States Census Bureau, more than \$1.9 trillion in federal expenditures and obligations were made in FFY 2002. The Census Bureau

groups this spending into five main categories consisting of: (1) grants, (2) retirement and disability, (3) salaries and wages, (4) procurement, and (5) other direct payments. Federal spending for retirement and disability accounted for 32 percent of the \$1.9 trillion, the largest percentage among the five categories (Table 1).

Grants. Federal grants, also known as grants-in-aid, represent efforts by the federal government to address an identified need. These funds may be distributed to states, local governments, colleges and universities, or individuals. Often, the federal government will provide specific requirements detailing how the funding is to be spent. For example, these restrictions may prescribe the population eligible to receive the funding, how the funding is to be delivered, or the manner in which the funding administrator must report on the progress of the program.

Retirement and Disability. The federal government also makes direct payments to individuals under the category of retirement and disability. According to the Census Bureau, retirement and disability payments include federal civilian and military employee retirement and disability benefits, Social Security payments of all types, and selected Veterans Administration programs, among certain other federal programs.

Salaries and Wages. Expenditures for federal government salaries and wages reflect payments from the Department of Defense, the Postal Service, the Federal Bureau of Investigation, and the Coast Guard. Salaries and wages for all other federal employees are reported from the Office of Personnel Management, except for employees of the Central Intelligence Agency, the National Security Agency, and the Defense Intelligence Agency.

Procurement. Federal spending on procurement represents expenditures and obligations for goods and services, including spending by the Department of Defense. Spending data under this category reflects where the activity was performed, not the location of the corporate headquarters, according to the Census Bureau.

Table 1		
Summary of Federal Government Expenditures (Federal Fiscal Year 2002)		
Federal Government Expenditure Type	Federal Fiscal Year 2002 Amount (Millions)	Percentage of Federal Fiscal Year 2002 Total
Retirement and Disability	\$ 612,996	32
Other Direct Payments	422,239	22
Grants	412,371	22
Procurement	270,965	14
Salaries and Wages	199,066	10
Total	\$ 1,917,637	100
Notes: Percentages reflect rounding.		
Source: U.S. Census Bureau, <i>Consolidated Federal Funds Report for Fiscal Year 2002</i> , Table 1.		

Other Direct Payments. Other direct payments are made in two forms. The first category is for “payments for individuals other than for retirement and disability.” The second category identifies “payments made, other than for individuals.” Examples of spending in areas classified as other direct payments are Medicare payments, agricultural assistance, and food stamp payments.

Types of Federal Grants

One method of distributing federal aid is through the grants-in-aid system, which provides financial assistance to state and local governments, as well as other entities. Generally, grants are sums of money awarded to finance a particular activity or facility that do not have to be paid back. Federal grants can be classified in several different ways, such as by the permitted range of activities that can be funded or the method by which the funding is provided. As the title suggests, formula grant funds are distributed through a federally established formula for ongoing activities. Grants with a small range of eligible activities are typically referred to as project or categorical grants. Grants that permit greater flexibility for the user are called block grants. These categories are by no means exclusive and grants can be a combination of types.

This review relied on the classifications found in the *Catalog of Federal Domestic Assistance* (CFDA). The CFDA classifies more than 1,700 grant programs into 15 types of assistance, of which seven involve financial assistance. Of the more than 1,400 grants within these seven types of financial assistance, the vast majority of grant programs are either project grants (66 percent) or formula grants (13 percent). The project and formula designations are used for purposes of this review.

Formula Grants. The *Catalog of Federal Domestic Assistance* defines formula grants as:

allocations of money to states or their subdivisions in accordance with distribution formulas prescribed by law or administrative regulation, for activities of a continuing nature not confined to a specific project.

Examples of formula grants include the Medical Assistance Program (Medicaid), Highway Planning and Construction, and the National School Lunch Program.

The formulas used to allocate funding are generally compromised of statistical factors related to the population the grant is attempting to address. For instance, the factors used for determining a state’s fund allocation under the Child Care and Development Block Grant are: (1) the number of children below the age of five, (2) the number of children in the state receiving assistance through the National School Lunch Program, and (3) the state’s per-capita income.

Funding distributed through a formula grant is usually passed through an intermediary, such as a state or local government, prior to reaching the final recipient. The intermediary may then redistribute the funding to recipients on a formula

or competitive basis. Such is the case with the federal funding for the Special Education – Grants to States program received by the Virginia Department of Education (DOE). According to DOE staff, a formula similar to the one used to distribute the federal funds under this program is used to provide funding to the local educational agencies that provide special education services to Virginia's school population.

Project Grants. The CFDA defines project grants as “the funding, for fixed or known periods, of specific projects.” Project grants can include funding for research, scholarships, demonstration projects, or construction projects. Project grants are generally awarded on a competitive basis, with each application evaluated against the program requirements by the awarding agency or through a peer review process. It is the responsibility of the eligible entity to prepare and submit an application for the competition. Because project grants are designed to address specific problems, how those problems are acted upon is often limited to the manner prescribed in the grant announcement.

Other Grant Classifications. While this review classifies federal grant opportunities as either formula or project, grants are also routinely classified as categorical grants or block grants. Categorical grants represent funding for specific activities that have been defined through legislation. This type of grant typically includes administrative and reporting requirements that help ensure both financial and programmatic accountability. According to the Congressional Research Service, block grants are allocated on a formula basis and have a broad range of eligible activities that typically address a general rather than a specific problem area. Perhaps most importantly, “block grants give more discretion to the recipient states in identifying problems and designing programs to address those problems. They also minimize administrative requirements.”

Legislative directives in the appropriations laws (as distinct from authorization acts) are "earmarked funds" that dictate how to spend certain portions of funds appropriated within larger funding programs. Earmarks are both "hard" and "soft." Hard earmarks are written into legislation, usually with specific amounts to be spent and the specific recipient of the funding identified. Soft earmarks are based upon conference reports. Earmarks occur in a specific fiscal year and may not be continued to the next fiscal year. JLARC staff did not review federal earmarks as part of this report.

FEDERAL PAYMENTS IN VIRGINIA

Since federal fiscal year 1995, Virginia has ranked first or second among the states in per-capita federal spending, based largely on expenditures related to national defense for procurement, salaries and wages, and retirement and disability (Table 2). Conversely, the State has ranked as low as 50th in terms of per-capita receipt of federal grant funds. In fact, Virginia would have to increase its total grant receipts by more than \$2.5 billion to reach the FFY 2002 U.S. per-capita amount. As illustrated in Figure 1, obligations to the Commonwealth from federal grants have increased by almost \$3.8 billion in real dollars, from \$3.9 billion in FFY 1993 to \$7.7 billion in FFY 2002.

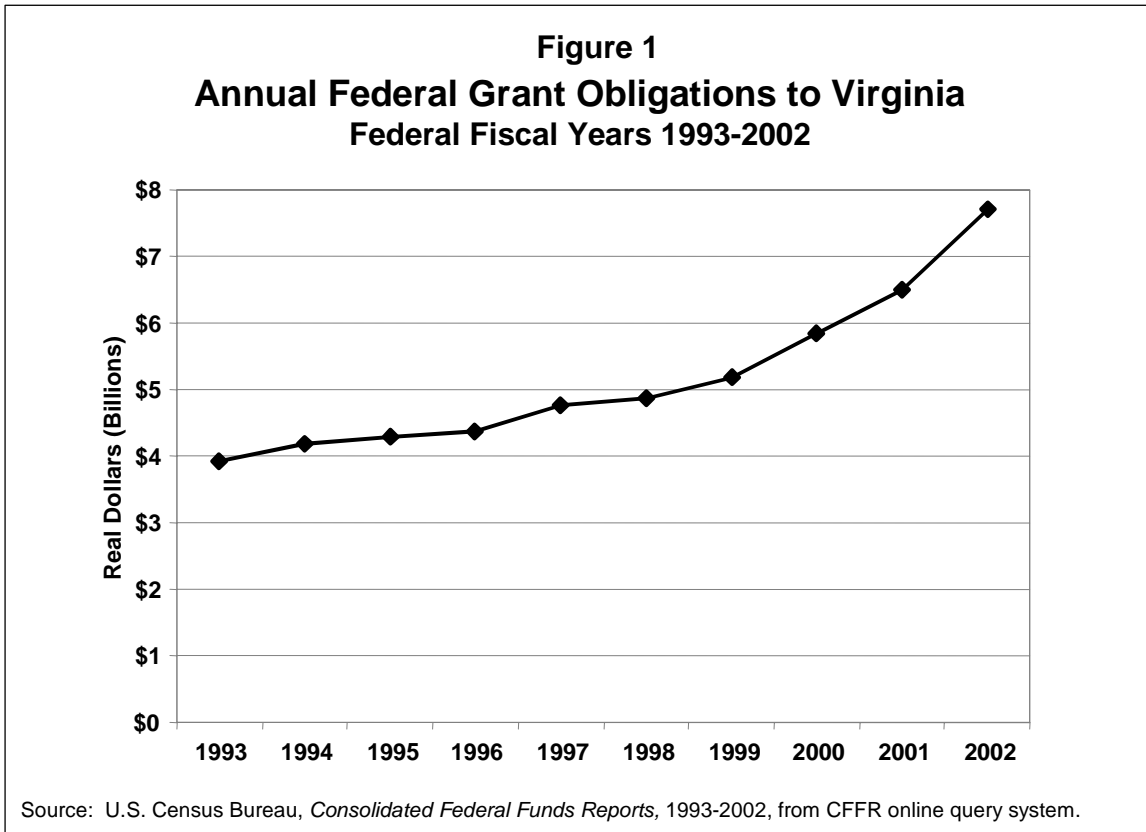
Table 2

Virginia's National Ranking Measured by Total Per-Capita Federal Spending and Per-Capita Federal Grant Obligations* (Federal Fiscal Years 1995 – 2002)

Virginia's National Ranking		
Federal Fiscal Year	Per-Capita Federal Spending^{1, 2}	Per-Capita Federal Grant Obligations
1995	1	50
1996	1	50
1997	1	50
1998	1	49
1999	2	49
2000	2	49
2001	2	49
2002	2	47

Note: Grant funding includes obligations to State agencies, non-profits, individuals, and other entities.
¹ Grant funding received is a component of all federal funding received. As defined by the U.S. Census Bureau, grants and procurement data represent obligated funds while direct payments, salaries, and wages represent actual expenditures.
² Spending includes federal expenditures and obligations.

Source: U.S. Census Bureau, *Consolidated Federal Funds Reports*, 1995 – 1997, Table 12 and 1998 - 2002, Table 14.



Virginia received approximately \$74.5 billion of the \$1.9 trillion spent by the federal government in FFY 2002. On a per-capita basis, Virginia trailed only Alaska in terms of overall federal spending during that year. As illustrated by Table 3, when compared on a per-capita basis to the other 49 states, Virginia was among the top four states for procurement, salaries and wages, and retirement and disability. However, Virginia was near the bottom in federal spending on grants and other direct payments.

Further state-to-state comparisons also illustrate Virginia's national position in receiving federal grant funds. As is shown in Table 4, Virginia received less grant funding per capita than the ten states ranked most closely to it in terms of per-capita income for 2001. (National per-capita income data is not yet available for 2002.) As an illustration of this point, California and Delaware, the states with per-capita income amounts most similar to Virginia's, both received at least \$300 more per capita than Virginia. As the table also indicates, the amount of per-capita grant funding Virginia received in 2001 was \$350 less than the nation as a whole. Moreover, Colorado, the state that received a per-capita grant award amount closest to Virginia, still received \$76 more per person. Appendix A provides this information for all 50 states.

OVERVIEW OF VIRGINIA'S RECEIPT OF FEDERAL GRANT FUNDING

In FFY 2002, Virginia received funding from more than 600 different federal grants, totaling more than \$7.7 billion (Table 5). During FFY 2000, FFY 2001, and FFY 2002, Virginia was obligated funding from approximately half of all available federal grants. (More than one state can receive funding from a single grant at

Table 3			
Federal Spending in Virginia, by Category			
(Federal Fiscal Year 2002)			
<u>Type of Federal Spending</u>	Total Federal Spending in Virginia (millions)	Per-Capita Federal Spending in Virginia	Virginia's Ranking Among the 50 States Based on Per-Capita Spending
Grants	\$ 7,714	\$ 1,058	47
Retirement and Disability	18,364	2,555	4
Procurement	26,170	3,588	1
Salaries and Wages	13,504	1,852	3
Other Direct Payments	8,515	1,167	41
Total	\$ 74,537	\$ 10,220	2
Note: Spending includes expenditures and obligations. The District of Columbia is excluded from the per-capita comparison. Alaska was ranked first in federal spending per capita during federal fiscal year 2002.			
Source: U.S. Census Bureau, <i>Consolidated Federal Funds Report for Fiscal Year 2002</i> , Tables 1, 10, and 14.			

Table 4
Comparison of Per-Capita Grant Funding
(Federal Fiscal Year 2001)

States	2001 Per-Capita Income	Rank	Difference from Virginia	2001 Per-Capita Grant Amount	Rank	Difference from Virginia
New Hampshire	\$ 33,928	6	\$ 1,633	\$ 1,042	37	\$ 207
Colorado	32,957	7	662	910	47	76
Minnesota	32,791	8	496	1,069	35	235
Illinois	32,755	9	460	957	46	122
California	32,678	10	383	1,175	28	340
Virginia	32,295	11		835	49	
Delaware	32,121	12	- 174	1,138	31	303
Washington	31,582	13	- 713	1,153	30	318
Alaska	30,997	14	- 1,298	3,690	1	2,856
Pennsylvania	30,617	15	- 1,678	1,209	23	374
Rhode Island	29,984	16	- 2,311	1,533	10	699
National	\$ 30,271		\$ - 2,024	\$ 1,189		\$ 354

Note: The 2001 data represent the most up-to-date information available.

Sources: U.S. Census Bureau, *Statistical Abstract of the United States – 2002*, Per Capita Income – Table 643. U.S. Census Bureau, *Consolidated Federal Funds Report for Fiscal Year 2001*, Table 10.

Table 5
Number of Grants Awarded and Award Amounts:
Virginia and United States
(Federal Fiscal Years 2000 - 2002)

Federal Fiscal Year	Number of Grants		Total Award Amounts (Millions)	
	Virginia	United States ¹	Virginia ²	United States
2000	589	1,023	\$ 5,850	\$ 342,146
2001	578	1,031	\$ 6,513	\$ 369,610
2002	623	1,055	\$ 7,714	\$ 412,371

Notes: Figures for Virginia represent grants received and award obligations, while figures for the U.S. represent the number of grants awarded and the total obligated amounts. Total award amounts also include federal de-obligations of funding. Grant funding includes obligations to State agencies, non-profits, individuals, and other entities.

¹ This column includes grants for which all states were eligible as well as grants with multiple funding programs. For example, all 50 states receive funding from the Medicaid program, which is included in this column as one grant.

² Although the table identifies \$7.7 billion in federal grant awards obligations to Virginia, Chapter 814 of the 2002 Acts of Assembly appropriates only \$3.1 billion in federal trust funding for operating and capital expenses during fiscal year 2002.

Source: JLARC staff analysis of information provided by U.S. Census Bureau, *Consolidated Federal Funds Reports* on-line query system.

the same time.) As the table illustrates, Virginia's receipt of grant funding increased by almost \$1.9 billion, or 32 percent, from FFY 2000 to FFY 2002. By comparison, total U.S. award amounts grew by 21 percent during that time.

As illustrated in Table 6, Virginia was awarded grant funding obligations from several federal departments and organizations. Information from the U.S. Census Bureau indicates that almost 75 percent of the funding obligated to Virginia during FFY 2002 was from three federal departments: Health and Human Services (HHS), Transportation (USDOT), and Education (USDOE). Funding obligations from HHS amounted to approximately 48 percent of the total obligations to the State, while obligations from USDOT and USDOE accounted for 16 and 10 percent, respectively.

Four grants (Medicaid, Highway Planning and Construction, Section 8 Housing Assistance, and Special Education - Grants to States) accounted for approximately 49 percent of the funding that was obligated to Virginia during FFY 2002 (Table 7). Overall, 100 grants accounted for approximately 90 percent of the total funding obligated to the State.

Table 6				
Number and Amount of Federal Grant Awards to Virginia (Federal Fiscal Year 2002)				
Federal Department or Other Entity	Number of Grants Awarded	Percent of Total Grants Awarded	Amount Obligated to Virginia (millions)	Percent of Total Obligated Amount
HHS	175	28%	\$ 3,698	48%
Transportation	15	2	1,208	16
Education	94	15	747	10
HUD	16	3	520	7
Agriculture	44	7	417	5
Labor	24	4	287	4
Justice	42	7	227	3
NSF	8	1	164	2
EPA	37	6	96	1
Other	168	27	350	5
Total	623	100%	\$ 7,714	100%
Notes: Grant funding includes obligations to State agencies, non-profits, individuals, and other entities. Totals may not sum to amounts in other tables due to rounding.				
HHS – U.S. Department of Health and Human Resources; HUD – U.S. Department of Housing and Urban Development; NSF - National Science Foundation; EPA – Environmental Protection Agency.				
Source: JLARC staff analysis of information provided by U.S. Census Bureau, <i>Consolidated Federal Funds Report for Fiscal Year 2002</i> .				

Table 7			
Amounts of Federal Grant Obligations to Virginia for Ten Largest Grants (Federal Fiscal Year 2002)			
Federal Grant	Amount Obligated to Virginia (millions)	Percent of Obligated Funds	State Secretariat Receiving Obligation
Medical Assistance Program (Medicaid)	\$ 2,205	29%	Health and Human Resources
Highway Planning and Construction	1,002	13	Transportation
Section 8 Housing Choice Vouchers	366	5	Commerce and Trade
Special Education - Grants to States	181	2	Education
Temporary Assistance for Needy Families (TANF)	177	2	Health and Human Resources
Title I Grants to Local Education Agencies	146	2	Education
Senior Community Service Employment Program	137	2	Commerce and Trade
National School Lunch Program	130	2	Education, Public Safety, and Health and Human Resources
Child Care and Development Fund	114	1	Health and Human Resources
Head Start	100	1	Education and Health and Human Resources
Sub-total of Ten Largest Federal Grant Amounts	4,588	59	
Total (All Grants)	\$ 7,714	100%	
<p>Note: Section 8 Housing Choice Vouchers are defined by the Census Bureau as direct payments to individuals although that funding first passes through the Virginia Housing Development Authority prior to being used for housing payments. All other grants listed in this table represent formula grants.</p> <p>Source: JLARC staff analysis of information provided by U.S. Census Bureau.</p>			

VIRGINIA'S CURRENT APPROACH FOR IDENTIFYING AND APPLYING FOR FEDERAL GRANT FUNDS

There are three phases in the process through which federal funds are acquired: identification, application, and, when successful, award management. Generally, agency or program staff carry out all of the steps a State agency takes in identifying and selecting the specific funding source appropriate for supporting current or proposed programs. The application phase is the process through which program-level staff obtain authorization to apply for federal funds, and subsequently

develop the actual proposal. Finally, if the proposal is approved by the federal sponsoring agency, program-level staff are responsible for the ongoing grants management and reporting throughout the life of the grant. Following the direction of the JLARC Commission, this report focuses on the State's activities in the grant identification and application processes.

Identification

For the most part, it appears that Virginia uses a decentralized process that places the responsibility for identifying federal grant opportunities on staff at the division and program levels. In the identification phase, program area staff have access to various sources of information, both formal and informal, and are responsible for reviewing both paper and electronic federal government publications, actively participating in national professional organizations, and maintaining an ongoing dialogue with staff in the federal sponsoring agencies. According to program-level staff interviewed in developing this report, the various sources used to assist in the identification process include, but are not limited to: review of the *Federal Register*, membership in professional organizations, receipt of formal notices of funding availability, subscription services, monitoring federal agency websites, and personal contacts with federal program staff.

Review of the Federal Register. The *Federal Register* is the official daily publication for rules, proposed rules, and notices of federal agencies and organizations, as well as executive orders and other presidential documents. When grant funding is available, most federal agencies are required to publish an official notice of funding availability (NOFA) within the *Federal Register* in addition to publishing any proposed changes to existing federal grant programs.

Membership in Professional Organizations. Maintaining active memberships in professional organizations and attendance at professional conferences is another way in which State agency personnel obtain information about both potential sources of federal grant revenue as well as federal program initiatives. Receipt of professional publications and attendance at local or national meetings and conferences can also help inform agencies of new federal program initiatives as well as help identify potential partner agencies for specific programs.

Formal Notice of Funding Availability. Often program staff at the federal sponsoring agencies maintain an active contact list of state-level staff across the country. Typically, these contacts are directly with staff currently administering federal programs. Under this approach, individual agency staff are sent formal notification of the availability of federal grant funds after the official NOFA has been published in the *Federal Register*.

Subscription Services. Many nonprofit and professional organizations, as well as the federal government, provide a substantial amount of information through fee-based or free subscription services. Fee-based subscription services can provide considerable information in a specific field and are often linked to professional organizations that also monitor ongoing changes to federal policy.

Recently the federal government established a free grants notification subscription service as part of the federal E-Grants initiative. This automated system provides an applicant notification service which can be tailored to provide information on all notices of funding availability as they are posted, or on a single subject area. This service is a compliment to the *Federal Register*, and provides daily notification of funding opportunities as they are made available. Additionally, this service allows the user to search for specific funding opportunities by either a program area or the program number listed in the *Catalog of Federal Domestic Assistance* published by the Census Bureau.

Monitoring Federal Agency Websites. In 2002, federal agencies were directed by the President to establish a single internet portal on their homepage providing information related to their federally funded programs. As a result, it is possible for state agency staff to conduct periodic reviews of federal agency websites to identify new sources of funding availability.

Personal Contacts at Federal Agencies. Informal sources are one of the most important methods for identifying new federal funding sources. Many times program staff at state agencies administering a federally funded program have already established personal contacts with the appropriate program staff. These relationships can occasionally provide state agency staff with advance notice of available funding or proposed changes to existing programs.

Application

After identifying a grant, staff must complete the application process, which can be time consuming and is different for each federal grant program. However, the federal government is taking steps to allow for electronic filing of federal grant applications.

For the most part, in order for a state to receive its share of a federal formula grant, a state plan must be submitted to the funding entity. A state plan typically contains information concerning the state's eligible population, the types of services currently provided, and an overview of the state's existing funding commitments towards serving the eligible population.

Generally, project grants require that all proposals be evaluated through a formal competition, which may be conducted by a peer-review board. Additionally, agencies may be required to submit a formal notification of intent to apply for a program if the application process is determined to be lengthy or if there is a considerable amount of time between the publication of the official NOFA and the application deadline. Requirements for submission of a formal letter of intent vary with each specific project grant. All of these activities must be completed prior to the established deadline, which can range from a few days to as long as a year from the official publication of the notice.

Despite the growing number of federal requirements for program integration and coordination among applicants, many federal grant activities remain

agency-specific and paper-based. This is particularly true for the grant application processes, which put a heavy burden on applicant organizations and federal agencies alike. The President's Management Agenda for FFY 2002 directs federal agencies to allow applicants to apply for, and ultimately manage, grant funds online through a common web site, thus simplifying grants management and eliminating redundancies. This initiative, known as E-Grants, is intended to transform the federal grant environment through a combination of process simplification, standardization of data, and creation of electronic grant submission system. Additionally, the E-Grants initiative will establish a single identifier for grant applicant organizations, allowing information about the organization to be collected once and have it included with every application submitted by that organization.

While all federal agencies are required to participate in E-Grants, 11 agencies are specifically designated as partners in the initiative: the Departments of Health and Human Services, Defense, Education, Housing and Urban Development, Justice, Transportation, Agriculture, Commerce, Labor, the Federal Emergency Management Agency, and the National Science Foundation.

Award Management

Once a grant has been awarded to an agency, a state may then be required to provide periodic updates on expenditures and results to the funding entity. Federal reporting requirements derive from the program's authorizing legislation or statute, agency administrative regulations, and judicial decisions. Reporting requirements for grant programs at the state level vary widely depending on the grant.

Additionally, there are several Virginia guidelines mandated through the Appropriation Act which require State agencies to receive executive or legislative approval prior to the authorization of federal funds. In particular, the General Assembly has a constitutionally established role in the appropriation of all revenues received by the State, including federal grants. Article X, Section 7 of the *Constitution of Virginia* states:

All taxes, licenses, and other revenues of the Commonwealth shall be controlled by its proper officers and paid into the State treasury. No money shall be paid out of the State treasury except in pursuance of appropriations made by law...

The General Assembly fulfills this obligation for most revenues through passage of the biennial Appropriation Act. However, the Governor, under the authority delegated by the General Assembly, approves funds received during the interim for expenditure. According to the Appropriation Act, the Governor may authorize agencies to spend funds, including federal grant funds that are paid into the State treasury for the agency.

JLARC REVIEW AND REPORT ORGANIZATION

This JLARC review has involved an evaluation of Virginia's activities in maximizing federal grant funding opportunities, and the approaches associated with identifying, and applying for federal grant funding. In addition, this review explored the State's activities in coordinating federal funding opportunities across agencies and secretariats. In particular, JLARC directed staff to address the following issues:

- Do opportunities exist for Virginia to increase the State's share of federal grant funding?
- To what extent have programmatic factors and grant restrictions prevented Virginia from increasing its share of federal grant funding?
- Is there a potential to use more Medicaid funds for school health programs, special education, and after-school programs?
- Do opportunities exist for improving the State's process for identifying and applying for federal grants?
- How does Virginia's current process for identifying and applying for federal grants compare to that of other states?

This study has examined these issues through a variety of research activities.

Research Activities

A number of research activities were undertaken as part of this review to address the issues raised by the Commission. These activities included: structured interviews, case study reviews, literature and document reviews, and a review of other states' activities in identifying and applying for federal grants. In addition to these research methods, extensive analysis was performed on several sources of State and federal allocation and expenditure data.

Structured Interviews. Interviews were the principal research method for this study. More than 300 individuals were contacted regarding grant activities, including State and federal program offices. Of these interviews, 153 were with federal program area employees, and 88 were with State program-level staff. The remaining interviews included those with the director of the Virginia Liaison Office as well as staff in seven other states' liaison offices. Staff from all 13 members of Virginia's Congressional delegation were contacted and interviews were conducted with six regarding their office's interaction with the State personnel concerning grant opportunities.

Case Study Reviews. JLARC staff reviewed three separate federal grant funding opportunities that became available during the review period. These reviews were conducted in order to analyze the time and effort required when developing a federal grant application, but a substantive review of the actual applications

was not performed. In particular, the team reviewed: the *Life Skills for State and Local Prisoners* application prepared by the Department of Correctional Education, the *Treatment of Persons with Co-occurring Substance Related and Mental Disorders* application prepared by the Department of Mental Health Mental Retardation and Substance Abuse Services, and the *State Domestic Preparedness Equipment Support Program* application prepared by the Department of Emergency Management.

Literature and Document Reviews. JLARC staff also conducted extensive literature and document reviews. A variety of federal grants reference materials were reviewed including the *Catalog of Federal Domestic Assistance* and the *Consolidated Federal Funds Report*. In addition, JLARC staff reviewed other, program specific, literature on federal grant application and management available on the internet, including application packages and program manuals for several agencies including the departments of Health and Human Services, Education, and Justice.

JLARC staff reviewed a number of other documents, including existing publications from State administering agencies. In addition, reports and studies prepared on behalf of the State by private vendors were reviewed. Finally, JLARC staff reviewed prior JLARC reports addressing federal funding issues in Virginia dating back to 1979.

Review of Other States' Practices. As part of the research activities associated with this study, JLARC staff undertook an extensive review of 15 other states approaches to the identification, application, and management of federal grant programs. In order to identify best practices, these states were categorized, and three sets of interviews were conducted, including: interviews of states with centralized grant review offices, interviews with targeted program-level staff from states without central grants coordination and review offices, and interviews with other state liaison offices located in Washington, D.C.

There are 24 states that have centralized grant offices. Ten of these states were selected for structured interviews either because of their geographic proximity to Virginia or because they were identified as best practice states by agency staff in Virginia. Based on these criteria, the team identified those states that had established a single point-of-contact office under the federal Executive Order 12372. The states with centralized grants offices selected by the team for additional review appear in Table 8.

The second set of interviews conducted as part of this review focused on states that provide some level of coordination or assistance within their secretariats of health and human resources (Table 8). The team prioritized several additional states, again, based on proximity, subject matter, or identification as a best practice state during interviews with agency staff in Virginia.

Table 8			
Other States Contacted for This Review			
States Contacted	Single Point of Contact Office	Health and Human Resources Office	Liaison Office
California	•		•
Delaware			•
Georgia	•	•	
Indiana			•
Kentucky	•		
Maryland	•	•	•
Massachusetts		•	
Michigan	•		•
Missouri		•	
North Carolina	•	•	•
Pennsylvania		•	
South Carolina	•	•	
Texas	•	•	•
Utah	•		
West Virginia	•	•	

Note: The North Carolina Single Point of Contact Office was officially eliminated in June 2002.
Source: JLARC staff analysis.

The third set of interviews focused on other state liaison offices. These liaison offices, based in Washington, D.C., are similar to the Virginia Liaison Office and provide state level support to the state's congressional delegation (Table 8).

Data Analysis and Limitations

JLARC staff developed two approaches for addressing the research issues described in the previous section. The first approach focused on examining specific federal grant programs to determine if Virginia should be receiving a greater share of federal funding. The second approach examined how State agencies identify and apply for federal grant funds and whether improvements could be made to enhance the State's effort in that regard. This section describes the analysis related to funding amounts from specific federal grant programs. A summary of the research activities is shown in Exhibit 1. The section also discusses the different sources of grant data available from both the federal and Virginia governments and the issues surrounding the use of that data.

Exhibit 1

Summary of Research Methods for Identifying Potential Federal Grant Opportunities

<u>Research Step</u>	<u>Research Activities</u>
1. Identify universe of federal grants.	<ul style="list-style-type: none"> • Obtain Census Data for 2002. • Combine available U.S. grants with grants received by Virginia entities for federal fiscal year 2002.
2. Identify grants for which Virginia was eligible but received no funding in FY 2002.	<ul style="list-style-type: none"> • Eliminate grants for which there was funding in federal fiscal year 2002. • Make a preliminary determination of whether the State was eligible using the CFDA website. • Determine through structured interviews with relevant federal staff whether or not the State received funding or applied for the grant during federal fiscal year 2002. • If necessary, follow-up with appropriate State staff to identify why a grant was not pursued.

Source: JLARC staff analysis.

Approach for Identifying Opportunities to Maximize Grant Funding.

JLARC staff used several sources of data to prepare this report, but relied primarily on the data maintained by the United States Census Bureau as part of the Bureau's *Consolidated Federal Funds Report* (CFFR). The CFFR is updated twice yearly by the Census Bureau and reports on federal government spending, including specific federal grant obligations to states, local governments, and nongovernmental recipients. (The Census Bureau also produces the publication, *Federal Aid to States* comprised of expenditures to State and local governments only. JLARC staff chose to use the CFFR instead of the FAS because it captures a broader amount of federal grant activity in the State.)

Based on the fact that Virginia has ranked among the lowest five states in terms of per-capita receipt of federal grants since at least FFY 1995, JLARC staff staged initial research activities around the premise that there existed federal grants for which Virginia was eligible, but was not receiving any federal funding. In order to carry out that research, JLARC staff relied on the CFFR data to identify the universe of available federal grant opportunities during FFY 2002 and also the federal grants that had been awarded to Virginia for that year. According to the CFFR data, federal awarding agencies had de-obligated funds for a total of 34 grants in FFY 2002. As a first step, JLARC staff eliminated these grants. Of the remaining 1,021 federal grant programs that awarded funding in FFY 2002, Virginia received obligations from 609 of those programs (Appendix B).

Using the dataset of 412 remaining grants, JLARC staff began to eliminate those grants that were not applicable to the State. JLARC staff used the *Catalog of Federal Domestic Assistance* (CFDA) to make a preliminary judgment as to Virginia's eligibility on the remaining grants. Of those, 54 were eliminated for eligibility reasons, leaving 358 federal grant programs (Appendix C).

The CFDA was also used to determine the type of assistance associated with each grant. For review purposes, grants were defined as either formula or project. Of the 358 grants that were identified, eleven were formula grants and 195 were project grants. In addition, JLARC staff reviewed 129 grants for which the type of grant assistance could not be determined. JLARC staff did not review 23 grants with assistance types that were non-financial or provided direct payments, activities over which the State would not have had much control. This produced a total of 335 grants with a value of almost \$3.6 billion in total U.S. funding for which initial reviews suggested Virginia was eligible, but for which the State had not received any funding in FFY 2002.

These grants were identified and ranked in terms of the potential amount of funding that might be available if the State were awarded the grant. JLARC staff calculated Virginia's potential share if the award were made on a national per-capita basis. (Population data from the 2002 CFFR were used for these calculations.) First, JLARC staff calculated the Virginia percentage of the total U.S. population to be approximately 2.53 percent ($7,293,542 / 288,368,698 = 0.02529$). JLARC staff then multiplied that amount by the total U.S. award amount to generate Virginia's per-capita share of each individual grant award. For example, slightly more than \$7 million was available through the Veteran's Employment Program in FFY 2002. JLARC staff multiplied that amount by the 2.53 percent that represents Virginia's percentage of the total U.S. population for an estimated Virginia share of just less than \$180,000. Once these calculations were complete, JLARC staff sorted the 335 identified federal grants first by assistance type and then by potential funding.

To determine whether the State was eligible for these grants, JLARC staff contacted more than 200 federal program staff. From the 335 federal grant programs, JLARC staff were able to make determinations on 182 (54 percent). The 182 grants reviewed by JLARC staff accounted for approximately \$76.1 million of the \$90.3 million, or 84 percent, in potential Virginia funding available from the 335 identified grants. Of those 182 grants, it was determined that no funding was available to the Commonwealth for 106 of the programs for various reasons, including: the program had no federal funding authority for that year, the program had been eliminated, the State was ineligible, or the identified program had been consolidated with another program. As a result, the State was actually eligible for only 76, or 23 percent of the 335. JLARC staff also determined that in FFY 2002 funding had been awarded to Virginia entities from 43 of the 76 programs. Of the remaining 32 grant programs (one program was awarded funding during the course of the review), JLARC staff identified a level of funding potential for Virginia with an estimated value of \$18.1 million. Table 9 illustrates the potential funding available by Secretariat (Appendix D).

It is important to note that there may be valid reasons for entities in Virginia not being awarded funds for these grants. For example:

- Virginia may have applied for a competitive grant, and was either denied funding or is still waiting for the award announcement. Because of the competitive nature of these grant programs, an award is not assured; or
- Funding may be available to a college or university for research and development activities and the State's institutions of higher learning may not have a specific program or researcher active in that field.

Data Limitations. As described previously, JLARC staff used information reported by the Census Bureau in the FFY 2002 *Consolidated Federal Funds Report* to create the lists of federal grants opportunities. However, it became apparent early in the review stage that the accuracy of this data needed to be verified through direct contact with the awarding agency. Several factors potentially affect the validity of the CFFR data. For example, Census Bureau staff suggested that federal agency personnel might be identifying programs that are not "registered" with the CFDA and thus have no official program code. Moreover, funding for programs that have been deleted in a previous year may still appear in the CFFR data, making a grant program appear active when, in fact, there is no new funding available. Additionally, this data is reported to the Census Bureau from several federal reporting systems in which the data may be inconsistent.

In some cases the information reported to the Census Bureau was simply incorrect. For example, JLARC staff were told by staff from the U.S. Department of Interior that the reporting system used for the Abandoned Mine Land Reclamation Program was inoperable for the last year and has only recently been working. As a result, funding amounts shown in the Census Data for this program in FFY 2002 were inaccurate.

Because of CFFR data limitations, the potential existed that some of the 623 grants that were identified as having received an award actually received no funding. Nonetheless, JLARC staff believed the opportunity for increasing the State's share of federal grant awards was greatest by focusing staff research efforts on those grants that had been identified as having received no funding.

During initial discussions with staff at the Department of Accounts (DOA), the Department of Planning and Budget (DPB), and the Auditor of Public Accounts (APA), it was indicated to JLARC staff that the State does not maintain data reflecting grant award amounts made to each State agency. However, DPB and APA staff stated that the audited grant expenditure data maintained by the State in the *Schedule of Expenditures of Federal Awards* (SEFA) was probably a reliable indicator of grant award amounts. DOA uses the Commonwealth Accounting and Reporting System (CARS) to prepare this report. In addition, DOA staff have stated that expenditure data used to produce the SEFA are the same as the award amounts

Table 9			
Available Federal Grants for Which Virginia Was Obligated No Funding, by Secretariat (Federal Fiscal Year 2002)			
Secretariat	Grants for Which U.S. Census Bureau Indicates Virginia Received No Obligation in FFY 2002		
	Grants Reviewed by JLARC Staff	Grants with Funding Potential Identified by JLARC Staff	Potential State Funding from Reviewed Grants (millions)*
Administration	2	0	\$ 0
Commerce and Trade	3	0	0
Education	36	9	9.1
Health and Human Resources	8	5	7.4
Multi-Secretarial Grants	15	4	1.4
Natural Resources	10	2	0.1
Not Applicable	71	0	---
Other	29	11	---
Public Safety	6	1	0
Transportation	2	0	0
Total	182	32	\$ 18.1
Notes: Other classification includes grants available to Universities and non-profits. No estimated totals were calculated for these grants.			
Grants classified as "Not Applicable" represent those grants for which no entity in Virginia was eligible to apply.			
* Amounts may not sum to total due to rounding.			
Source: JLARC staff analysis of U.S. Census Bureau and Virginia Auditor of Public Accounts <i>Single Audit Reports</i> data.			

and that these amounts must be reported to the federal government for review. DOA also uses CARS to produce the *Detail Agency Net Revenue Fund Report* that identifies on-going State expenditures of federal grant award amounts received by State agencies.

Nonetheless, in order to maintain consistency among the data, JLARC staff chose to use the Census Data from which to make comparisons of grants Virginia had received against those the State had not received. While using the infor-

mation available through either the SEFA or the *Detail Agency Net Revenue Fund Report* may have produced a more accurate accounting of funds expended by State agencies, the CFFR is the only source identifying all U.S. grants made and corresponding award amounts as well as grants and award amounts received on a state-by-state basis. In addition, the CFFR data was also used in order to avoid concerns resulting from differences in State and federal fiscal years and differences in federal reporting.

Report Organization

This report is organized into three chapters and several appendices. Chapter I has provided an overview of the federal grant funding process, federal receipts in Virginia, the State's current process for identifying and applying for federal grant funds, and the JLARC review. Chapter II focuses on the opportunities that exist to increase Virginia's share of federal grant funding and some of the factors preventing the State from increasing federal grant revenues. In addition, efforts by the Virginia departments of Education and Medical Assistance Services to increase federal Medicaid reimbursements for special education are reviewed. Chapter III discusses the State role in supporting and coordinating agency activities in identifying and applying for new federal grant funding sources and proposes several structural improvements. Finally, the appendices contain lists of grants for Virginia in FFY 2002.

II. Potential Sources of Additional Federal Grant Funding for Virginia

JLARC staff analysis of federal grant funding appears to indicate that Virginia does well in receiving grant awards for which it is eligible. As discussed in Chapter I, more than \$7.7 billion in federal grant awards was made to State and local governments, colleges and universities, and other entities. Nonetheless, JLARC staff identified 32 federal grant programs with total potential revenues estimated at \$18.1 million, for which the State or entities within the State were eligible in FFY 2002 but did not apply. Furthermore, the State may be able to retain almost \$1.4 million in assistance for the homeless by coordinating with communities outside of the State's metropolitan areas to address homelessness issues. While some grant opportunities exist, the State has also implemented some specific federal revenue maximization approaches. For example, the Department of Social Services (DSS) and the Department of Medical Assistance Services (DMAS) have both established initiatives designed to increase the State's share of federal revenues.

The Joint Legislative Audit and Review Commission also directed staff to review the potential for increasing the Medicaid activity for special education, after-school activities, and school health programs as a method for increasing the State's share of Medicaid funding. The Virginia Department of Education (DOE) and DMAS provided a report to the General Assembly's money committees during the 2003 Session outlining the strategies the two agencies developed for increasing the State's Medicaid reimbursement share for special education. Discussions with agency staff indicate that implementation of these strategies is underway. However, there appear to be no immediate opportunities for Medicaid funded after-school or school health activities. DMAS estimates that the potential exists to increase State Medicaid revenues by \$4 million in fiscal year 2004 and perhaps more in future years if full implementation of the proposed changes occurs.

OPPORTUNITIES EXIST TO INCREASE VIRGINIA'S SHARE OF FEDERAL GRANT FUNDING

As discussed in Chapter I, JLARC staff reviewed more than 180 federal grant programs from which it appeared Virginia received no funding in FFY 2002. Further analysis revealed that less than one-fifth of those provided an actual opportunity to increase the State's share of federal grant funding. These programs include both formula and project grants, such as the Farmers' Market Nutrition Program and the Veterans' Workforce Investment Program, respectively.

In addition to those grants, Virginia may potentially increase its share of federal housing funding if it can coordinate certain services currently being provided at the local level. The State could increase its revenue from the Department of Housing and Urban Development's Supportive Housing Program by as much as \$1.4 million if a statewide approach were developed for covering areas not already encompassed by existing continuums of care. Furthermore, the Departments of Social

Services and Medical Assistance Services are operating revenue maximization groups to identify potential ways for the State to capture additional revenue through the social services programs they administer.

Federal Grant Programs for Which Virginia Was Eligible But Did Not Apply in Federal Fiscal Year 2002

As discussed previously, JLARC staff identified 32 federal fiscal year 2002 grant programs worth an estimated \$18.1 million in potential funding for entities within Virginia, including State agencies, local governments, and colleges and universities. These grant programs are illustrated in Appendix D. This section describes some of these programs in greater detail. It should be noted that in the case of competitively awarded project grants, there is no guarantee of funding. Estimates reflected in Appendix D should not be viewed as actual dollar amounts available to the State.

Commodity Supplemental Food Program - United States Department of Agriculture. The Commodity Supplemental Food Program (CSFP) provides food and administrative funds to states and local entities for use in supplementing the diets of low-income pregnant, postpartum, and breastfeeding women, infants, and children up to the age of six, and persons 60 years old or older. The United States Department of Agriculture (USDA) purchases food and makes it available to state agencies and Indian Tribal Organizations. Funding for the associated administrative costs is also provided. The program does not have to be offered statewide, and can be targeted to specific areas. State agencies that administer CSFP are typically departments of health, social services, education, or agriculture. These agencies store the food and distribute it to local public and private non-profit entities.

Direct client services are provided by local organizations. For instance, local agencies determine the eligibility of applicants, distribute the foods, and provide nutrition education. Local agencies also provide referrals to other welfare, nutrition, and health care programs such as food stamps, Medicaid, and Medicare.

States are required to annually submit a state plan to USDA identifying the estimated case load, which is used to determine food and administrative cost allocations. For example, according to state staff associated with North Carolina's CSFP, the monthly food packet targets the dietary needs of each eligible group and is worth approximately \$37. For FFY 2003, reimbursement for administrative costs is set at \$51.49 per case. There is a 20 percent state matching requirement for the administrative costs, but no matching requirement for the food. States can maintain a percentage of the administrative cost reimbursement up to \$30,000 annually prior to passing the remainder on to the local provider organizations.

North Carolina has targeted its program to a single county and some surrounding areas and serves a caseload of 1,750, comprised predominantly by persons aged 60 years and older. On the other hand, Nebraska operates a statewide program and is serving a caseload of more than 15,000.

According to federal staff associated with the program, Virginia is not participating in this formula program nor has a State plan been submitted for review. Current federal funding for the project precludes adding additional State programs at this time. However, federal staff stated that 15 states have been added during the last four years.

Farmers' Market Nutrition Program - United States Department of Agriculture. The USDA also administers the Farmers' Market Nutrition Program (FMNP) as part of the Special Supplemental Nutrition Program for Women, Infants, and Children (WIC). FMNP provides supplemental foods, health care referrals and nutrition education at no cost to low-income pregnant, breastfeeding and non-breastfeeding post-partum women, and to infants and children up to five years of age who are found to be at nutritional risk. Participants in FMNP are not eligible for CSFP, and vice-versa. However, CSFP provides food to children up to the age of six and persons over the age of 60, whereas FMNP does not.

The FMNP is administered through a federal / state partnership in which USDA provides cash grants to state agencies for the provision of fresh, unprepared, locally grown fruits and vegetables to WIC recipients, and to expand the awareness, use of and sales at farmers' markets. Eligible WIC recipients are issued FMNP coupons in addition to their regular WIC food instruments. The federal food benefit level for FMNP recipients may not be less than \$10 nor more than \$20 per year, per recipient. However, state agencies may supplement the benefit level with their own matching funds. Nutritional education is also provided to the recipients. It has been estimated that approximately 92,000 of the State's 126,000 WIC recipients would be eligible for this program, which could result in the availability of an additional \$1.8 million in federal funding for those WIC recipients.

According to a staff person at the Virginia Department of Health (VDH), although the State is interested in using this program, Virginia's inability to obtain the required State matching funds, equal to 30 percent of the federal amount, has prevented VDH from submitting an application. In fact, VDH and the Virginia Department of Agriculture and Consumer Services (VDACS) collaborated to prepare an application for the FFY 2004 award cycle. As a means of providing the necessary match, VDH and VDACS proposed targeting funding from the Tobacco Indemnity Fund and partnering with a Northern Virginia locality. Despite these efforts, the attempt was unsuccessful because under this scenario, the client base would be too small to make the program cost effective, according to VDACS staff. In an e-mail to JLARC staff, the VDACS staff person concluded that State matching funds are needed if Virginia is going to prepare a successful application.

Coastal Services Center - National Oceanic and Atmospheric Administration. As part of the Coastal Services Center grant program, the National Oceanic and Atmospheric Administration (NOAA) makes funding available to state and local governments, institutions of higher learning, and others to promote research activities related to coastal environments. Past research projects that received federal funding include: GIS mapping, Ocean Technology Systems, and Regional Coastal Research. The federal contact for this program told JLARC staff that only two funding requests had been received for this program from entities in Vir-

ginia since at least 1996. Both requests were funded through the Intergovernmental Personnel Act for a total of about \$115,000 and paid for a position within the Coastal Service Centers Office.

According to staff at NOAA, almost \$1.5 million in funding is available nationally for the FFY 2004 cycle. The funding announcement for FFY 2004 includes a request for an environmental study of a coastal estuary, watershed, or special management area to be conducted in the Northeast, which is defined to include Virginia. Funding for this two-year project is anticipated to be \$300,000 and only one award is expected. Moreover, NOAA is trying to persuade Congress to permit competitive applications for another \$13 million in funding that is generally earmarked for specific projects.

Veterans' Workforce Investment Program and the Homeless Veterans Reintegration Project - United States Department of Labor. JLARC staff identified two project grants involving veterans' issues with the potential to increase the State's share of federal funds.

The VWIP is a component of the larger federal Workforce Investment Act administered by the U.S. Department of Labor and VWIP seeks to provide funding for the creation of employment-training programs for veterans. According to the *Catalog of Federal Domestic Assistance* (CFDA), in FFY 2002, the VWIP competitively awarded approximately \$7.5 million across roughly eight projects with an average award of about \$487,000. According to VEC staff, the agency did not submit an application for VWIP funding in either of the past two funding cycles, but plans to do so for the 2004 cycle.

In addition to the VWIP, Virginia did not receive funding in FFY 2002 from the Homeless Veterans Reintegration Project (HVRP) that is also administered by the U.S. Department of Labor. The CFDA states the purpose of this program is to "expedite the reintegration of homeless veterans into the labor force." Funds are awarded competitively to units of State or local governments, private industry councils, and nonprofit organizations. Grantees provide an array of services directly and through linkages in the local community. The program is focused on providing veterans with employment and training services.

The federal program contact person stated that the HVRP is the only federal funding source that provides funds specifically for the homeless veterans population and that Virginia does not have an entity designated to serve the needs of this community. This is a 100 percent federal funded grant requiring no state matching funds, and funding received through this program can be used to match other federal programs available through the Department of Housing and Urban Development. According to the CFDA, the FFY 2003 federal obligation for this project grant was \$18.3 million with an average award amount of \$100,000 to \$250,000. In FFY 2004, the obligation was reduced to \$17.5 million.

Migrant Education: College Assistance Migrant Program and Even Start - United States Department of Education. The U.S. Department of Education (USDOE) makes available funding assistance for post-secondary education to

persons or persons whose parents are engaged in migrant and seasonal farm work. This funding is available during the first academic year only and students must be enrolled on a full-time basis. Institutions of higher education or cooperating non-profits may apply and funding is provided directly to the institution. State funding requests are calculated based on an estimation of the qualifying population. Federal awards for this program are made for a five-year period.

According to the federal contact, none of Virginia's institutions of higher education have applied for this grant funding. Currently, this program has about \$15 million available for FFY 2003; however, only \$5 million is available for new programs. USDOE reports that more than 40 separate colleges and universities around the country are receiving funding through this grant program, including the University of Kansas and Pennsylvania State University.

Another migrant education grant funding opportunity administered by USDOE is Even Start. The stated objective of this program is to:

improve the educational opportunities of migrant families through family literacy programs that integrate early childhood education, adult literacy or adult basic education, and parenting education.

Applications may be from any entity, but applications from State Educational Agencies, Local Educational Agencies, and non-profit community based groups that deal primarily with migrant populations are encouraged. While the FFY 2003 funding competition was cancelled due to program enhancements, new funding would be available for the FFY 2004 cycle. Grant funding totaling almost \$8.5 million was made from this program to 28 recipients for FFY 2002, according to USDOE documents, and the average award amount was slightly less than \$303,000.

State Underground Water Source Protection - United States Environmental Protection Agency. The U.S. Environmental Protection Agency (EPA) makes available to all the states and recognized Indian tribes funding to be used to develop and implement an underground injection control program adequate to enforce the requirements of the Safe Drinking Water Act. While the majority of states administer their own programs, some states (including Virginia) choose not to receive that funding, according to EPA staff. These states instead opt for the EPA regional office to administer the state program. EPA staff stated that Virginia's original decision to let EPA bear the responsibility for the program was driven by concerns about funding.

If Virginia were to apply for control of the program, the State would currently get about \$80,000 in federal match funds and have to contribute approximately \$27,999 in matching funds. In addition, the EPA process required to assume State control generally takes a year to complete. EPA staff estimate that 500 program-related inspections are performed annually in Virginia.

Charter Schools Facilities Financing - United States Department of Education. The United States Department of Education (USDOE) makes project grant funding available for state or local governments, private non-profits, or a com-

bination of the two for purposes of securing additional funds to assist with the costs of acquiring, constructing, and renovating facilities of charter schools. USDOE staff stated that Virginia had neither applied for nor received funding from this program, although the State is eligible. During funding cycles for FFY 2001 and FFY 2003, \$25 million was available and approximately five grants were awarded with amounts ranging from \$3 million to \$6 million.

Comprehensive Community Mental Health Service Initiative – United States Department of Health and Human Services. As discussed in Chapter I, the U.S. Department of Health and Human Services (HHS) makes funding available through the Comprehensive Community Mental Health Service Initiative to provide community-based systems of care for children and adolescents with a serious emotional disturbance and their families. For FFY 2002, more than \$100 million was made available for award. Past awards were in the range of \$200,000 to \$3.5 million. According to HHS staff, the last award made to an entity in Virginia went to the City of Alexandria in 1994.

Staff at the Department of Mental Health, Mental Retardation, and Substance Abuse Services told JLARC staff that the most recent funding announcement was shared with the 40 local community services boards (CSB). According to the DMHMRSAS staff person, the CSBs would apply individually for this funding. However, the CSBs were concerned about the matching requirements that would leave them fully responsible for the program after five years. From discussions with the CSBs, the DMHMRSAS staff person believed that in the future if the localities are in a better financial position than they currently are, that some may apply.

Abandoned Infants – United States Department of Health and Human Services. The Abandoned Infants program provides funding assistance for demonstration projects that prevent the abandonment of children and identifies and addresses the needs of infants and young children, particularly those with the human immunodeficiency virus (HIV) or the acquired immunodeficiency syndrome (AIDS) and drug exposure. Among other projects, the grants are made to demonstrate how to: prevent the abandonment of infants and young children by providing support services to the family; assist these children to reside with their biological families if possible, or in foster care; and recruit, train and retain foster parents.

HHS staff stated that an organization in Norfolk was receiving regular funding through this program; however, that ended several years ago. Since then, no entities in Virginia have received funding. Total funding for the program was estimated to be more than \$12.2 million for FFY 2003, and award amounts have ranged from \$100,000 to \$450,000.

Grants Available to Non-State Entities: Academic and Research Grants. In addition to the grants described in the preceding section, several grants identified by JLARC staff for which the State did not receive FFY 2002 funding are available only to the State's colleges and universities or non-profit or for profit entities within Virginia. The objective of most of these grants is to obtain some type of research and / or development related to a specific federal need. Several such opportunities are available through the Department of Health and Human Services. For

example, funding for training opportunities for health research, public health, and primary care is available through three project grants. Eligibility is limited to schools and organizations with established programs in the aforementioned areas. In Virginia, these grants would be available to the medical schools at the University of Virginia, Virginia Commonwealth University, and the Eastern Virginia Medical College. Award amounts for these programs have ranged from \$72,000 to \$250,000.

The United States Department of the Interior (DOI) provides research related grants as well. The Bureau of Land Reclamation and the Bureau of Land Management have some grant programs that are available to research organizations and universities that could potentially result in an award being made to a researcher or investigator based in Virginia. Nonetheless, while researchers in Virginia are not precluded from entering these competitions, DOI staff told JLARC staff that the potential for such awards is very limited because these awards are more likely to go to researchers located within the designated western states.

Expanding Coverage Under the Supportive Housing Program May Allow Virginia to Keep \$1.4 Million

In addition to the potential funding described in the previous section, JLARC staff identified \$1.4 million for which the State is eligible through the United States Department of Housing and Urban Development's (HUD) Supportive Housing Program. The State could maximize this funding source if it could coordinate housing assistance to the areas in the State not already within a plan. However, since Virginia does not administer a "Balance of State Continuum," as part of its Supportive Housing Program, that funding is currently returned to HUD where it is reallocated to other states.

The U.S. Department of Housing and Urban Development provides substantial amounts of funding through its Continuum of Care Homeless Assistance Programs. These three programs are designed to create and support community-based systems for addressing homelessness. More than \$1 billion was allocated in FFY 2003 for these three programs, which consist of the Supportive Housing Program (SHP), Shelter Plus Care, and Section 8 Moderate Rehabilitation Single Room Occupancy for Homeless Individuals. The Supportive Housing Program is designed to help homeless persons transition to independent living. Eligible applicants are states, local governments, public housing authorities, and private nonprofits.

Within SHP, states rely on Continuums of Care (COC) to provide "a balance of emergency, transitional, and permanent housing and service resources" to their homeless populations. Involvement from a wide array of community partners is a critical piece of a COC and the SHP. Communities are expected to address homeless issues through a consolidated plan that relies on community and economic development resources, social services resources, and housing and homeless assistance. The consolidated plan serves as the community's comprehensive blueprint of the challenges faced and the methods that will be used to address these challenges.

As part of the Supportive Housing Program, states establish separate continuums to provide coverage in metropolitan areas and a blanket continuum for the rest of the state. Virginia currently has metropolitan continuums to cover areas in Northern Virginia, Richmond, Norfolk, and Roanoke. However, the State does not administer a Balance of State Continuum (BSC) to cover the other areas, as some other states do.

HUD annually calculates a pro rata need amount that represents the dollar expression of relative homeless assistance need assigned to a community or group of communities using U.S. Census Bureau data. Virginia's pro rata share of funding for FFY 2002 was calculated at \$12.6 million, which was later increased to \$12.7 million according to HUD staff. However, sub-grantees received about \$11.2 million, because not all areas in the State are covered by a continuum. It has been estimated by HUD staff that if Virginia developed and implemented an acceptable BSC, the State could retain an estimated \$1.4 million in additional funding. Currently, the funding that is available to communities outside of one of the State's continuums is returned to HUD and then re-appropriated to other states.

Virginia's Department of Housing and Community Development (DHCD) is responsible for the State's Supportive Housing Program. DHCD staff stated several reasons for not developing and submitting a BSC, including the ability and commitment of the local providers to support such a program. At the local level, the lack of coordination among local entities, the willingness to provide these services over an extended time period, and access to matching funds are obstacles to creating a BSC, according to DHCD staff.

The level of available resources at the State level also inhibits BSC activity. According to DHCD staff, as well as SHP staff in three other states, administering a Supportive Housing Program is very staff intensive, and adding a BSC to the existing COCs would make it even more so. The SHP program generally requires that staff spend some amount of time meeting with and providing training and coordination assistance to the local providers. In the case of a BSC, that can translate into substantial travel time depending on how a state designates its areas. Furthermore, the states contacted for this review, Kentucky, Ohio, and Wisconsin, review and prioritize all local funding applications. In Wisconsin, there are two staff assigned to this function, and assembling the state's application package can take 300 staff hours. DHCD staff also indicated that the agency already provides other sources of funding to areas that would comprise a BSC.

Regardless, other states do operate Balance of State Continuums and receive their full share of funding through the Supportive Housing Program. In addition, DHCD applied for BSC funding in federal fiscal year 1998, according to DHCD staff, but HUD denied the application citing a lack of local involvement. Staff in the states contacted by JLARC staff suggested that working closely and communicating with local providers is essential for a successful program.

Revenue Maximization Offices at DSS and DMAS Are Seeking to Increase State Reimbursements

As discussed in Chapter I, Virginia was eligible for more than 1,020 federal grants in FFY 2002. As a result of the volume of potential awards, JLARC staff focused research efforts on those grants for which Virginia was eligible but received no federal award. However, opportunities certainly exist to increase the State's share of grant funding that it already receives. The Departments of Social Services (DSS) and Medical Assistance Services (DMAS) have created intra-agency units to pursue these avenues. Both agencies operate revenue maximization offices that are designed to maximize the State's share of federal funds. In the case of DSS, staff are trying to work with local governments to identify expenditures that might count towards the required federal match. The 2002 Appropriation Act requires DMAS to develop strategies that optimize Medicaid reimbursement claims and cost recoveries in conjunction with other State agencies and locally administered governmental entities.

DSS Has Implemented a Revenue Maximization Initiative. DSS administers its programs (except the Division of Child Support Enforcement) on a "state supervised and locally administered" basis and has been working closely with local governments to identify unclaimed costs. According to DSS documents, beginning in 1998, the agency developed a State-sponsored program to assist local governments in identifying unclaimed social services expenditures that are eligible for federal reimbursement. DSS established a two-track approach. First, the agency tried to identify federal programs that provided the largest source of untapped funding. Second, the agency explored changes to the cost methodologies in place at the time that might increase the State's share of federal reimbursement funds. The objective of DSS' initiative is to obtain "appropriate federal reimbursement for existing services that can be matched to a social services federal program."

The Revenue Maximization Initiative, as it is constituted, provides localities with a series of maximization strategies designed to accommodate local circumstances. The department's 2002 report on its revenue maximization activities claims that more than 50 localities have implemented maximization programs that have resulted in \$50 million or more in federal reimbursement since the implementation of the program. Furthermore, the State's Office of Comprehensive Services and the Department of Juvenile Justice are also using these approaches.

This additional federal revenue, claimed in reimbursement of local spending, which is not matched with State funds, is passed through to localities. Only the funding to support the DSS revenue maximization staff that work with localities on the claims is retained by the State. Thus, none of the identified \$50 million is available to supplant existing State general fund revenues.

In 2002, DSS was employing three staff to provide this function, and hoped to grow that number to nine. These staff are responsible for providing localities with technical assistance during program implementation, on-going project management, and oversight of program results through on-site reviews and audits.

DMAS Is Developing Strategies to Increase Federal Reimbursements. The Department of Medical Assistance Services is also identifying potential ways to increase the State's federal reimbursements. The 2002 Appropriation Act required DMAS to develop and pursue costs savings strategies that optimize Medicaid claims and costs recoveries in cooperation with other State agencies and local entities. These strategies were to offset reductions in the agency's budget of \$19 million in FY 2003 and FY 2004. The 2003 Appropriation Act reduced the previous budget reductions but set the revenue estimate from these maximization efforts at \$24 million and \$32 million for FY 2003 and FY 2004, respectively.

In anticipation of the 2002 Appropriation Act language, DMAS developed a list of 19 projects with the potential to increase State revenues and in August 2001 submitted a Request for Proposals (RFP) soliciting consulting services for research into these projects. Three vendors were awarded contracts. As of June 2003, the list of potential projects had grown to 31, and estimated revenues from these proposals would result in approximately \$43 million in additional revenues for FY 2004. DMAS hopes to make this a permanent initiative and add another position to focus on these activities.

Some of the projects identified by DMAS include shifting administrative costs associated with Temporary Assistance for Needy Families functions to Medicaid and reviewing hospital crossover claims to identify and recover any potential DMAS overpayments. Activities proposed to maximize Medicaid reimbursements related to special education services are discussed in the next section of this report.

FACTORS AFFECTING VIRGINIA'S ABILITY TO INCREASE THE STATE'S SHARE OF FEDERAL GRANT FUNDING

Specific funding requirements vary for each grant and will affect the ability of the State to maximize the funding it receives. These factors include among others: (1) the availability of State funding to match federal funds or maintenance of effort, (2) allocation formulas used by some grants, and in some cases (3) State spending and eligibility requirements for certain federally funded programs. The State's ability to increase its share of grant funding is also affected by whether the grant requires that the State accept all funding responsibility for a program after a specific time. In addition there appear to be several factors affecting Virginia's ability to maximize funding available through federal grants that are beyond the ability of the State to control. In particular, open competition among proposals for project grants and short turn-around time for submission of a grant application are two areas over which the State has little influence.

Moreover, in recent years, Virginia's doctoral-granting colleges and universities have not fared well in terms of overall expenditures for research and development activities. These academic or industry-related activities can result in substantial funding amounts for a state. According to a 2002 report by the State Council of Higher Education for Virginia, Virginia's expenditures for research and development do not compare well to other states' expenditures.

Funding Requirements Often Limit Virginia's Ability to Increase Grant Amounts

Some federal grants require that the award recipient contribute cash, services, or facilities in order to actually receive funding. The amount that the recipient has to contribute depends on the particular grant. A grant may establish a pre-determined ratio of federal to state funds to create a larger pool of funding or to entice a state into providing the program. For example, USDOT's Highway Planning and Construction grant has an 80 percent federal and 20 percent state matching requirement, but can increase to 90 percent federal for certain interstate projects. Likewise, federal awarding agencies may require that a state maintain a certain program funding level or effort to ensure that the state does not try supplanting federal funds for its own.

Staff at the Virginia Department of Health (VDH) indicated that acquiring the necessary State matching funds for a federal grant program is a factor in the number of grants for which it applies. For example, the Office of Family Health Services declined on a U.S. Centers for Disease Control program providing early detection and prevention services relating to cardiovascular and hypertension issues among women in part because of the match rate of three federal dollars for every state dollar. According to federal and State staff, Virginia's ability to use the WIC Farmers' Market Nutrition Program (FMNP) has been adversely affected by that program's 30 percent State match requirement. Staff at VDH and the Virginia Department of Agriculture and Consumer Services (VDACS) told JLARC staff that the State has been trying for several years to provide the match for this program but has been unable to do so. It is projected that as many as 73 percent of current WIC clients would be eligible for this program, although the State's share would likely be less than \$1 million annually. Recent discussions with VDH and VDACS staff indicate that the State will not be applying for the FFY 2004 competition.

Some federal grants also mandate a maintenance of effort requiring the recipient to maintain a specified level of financial commitment in an area in order to continue receiving funding. A federal agency may require a state maintenance of effort to ensure that a state will not supplant its own funding with the available federal funding. However, maintenance of effort requirements can also reduce a state's ability to fully use the total federal funding.

Staff at the Department of Mental Health, Mental Retardation, and Substance Abuse Services (DMHMRSAS) told JLARC staff in January that as a result of the State's budget reductions for FY 2004, the department would not meet the maintenance of effort required under the Substance Abuse Prevention and Treatment formula grant, resulting in a likely \$2 million reduction in federal funds. In a subsequent conversation, DMHMRSAS staff said that the agency was able to get an emergency appropriation during the 2003 General Assembly Session for FY 2003 to meet the maintenance of effort requirement. It is likely that the department will have to request an emergency appropriation during the 2004 General Assembly Session for the same reason, the staff person added.

Virginia's Relatively High Per-Capita Income Affects Some Formula Grant Funding Opportunities

The amount of funding a state can receive through a formula grant is often constrained by the statistical factors used to determine each state's allotment. Along those lines, Virginia's ability to drawdown federal funds is affected by the State's relative wealth and prosperity. Factors such as per-capita income, which is relatively high in Virginia compared to other states, or the unemployment rate, which is relatively low in Virginia compared to other states, limit funding opportunities.

State allocations from several major sources of federal grant funding are calculated using per-capita income as a statistical factor, including Medicaid and the Child Care and Development Fund. According to the Census Bureau, per-capita income in Virginia was almost \$32,300 in 2001. Only ten other states had greater per-capita incomes that year. Because Virginia has a relatively high per-capita personal income, the amount of potential reimbursement is limited. As a result, the State pays a greater share of the costs of these programs than states with lower per-capita income.

By far the largest single source of grant funding Virginia receives is through the Medical Assistance Program, or Medicaid. In FFY 2002, the State received more than \$2.2 billion in federal Medicaid funding, accounting for approximately 29 percent of all grant funding Virginia received that year. Medicaid is a formula grant that relies on Congressionally established statistical factors to determine the federal and state shares of funding. Section 1101(8)(B) of the Social Security Act states that the federal percentage (known as the Federal Medical Assistance Percentage, or FMAP) for each state is to be based on the "average per capita income of each state and of the United States for the three most recent calendar years." The Social Security Act also restricts the federal matching share to no less than 50 percent and no more than 83 percent.

States with high FMAPs receive a greater share of federal funding. For example, North Carolina has an average FMAP of approximately 63.52 during the FFY 2002 – FFY 2004 period and so received slightly less than 64 cents in reimbursement for every dollar spent on Medicaid services. In 2001, North Carolina's relatively low per capita personal income amount of \$27,418 ranked it 32nd among the states. By contrast, Virginia's high per-capita income is reflected in its average FMAP of 52.18 during the same fiscal years. As a result, the State has received approximately 52 cents in federal reimbursement for every dollar it has expended during that time. Measured by per capita Medicaid spending in 2000, Virginia ranked 49th out of the 50 states, while North Carolina ranked 19th.

Virginia's calculated FMAP for FFY 2003 was announced as 50.00. However, in June of 2003, Congress passed the Jobs and Growth Tax Relief Reconciliation Act that included in it an increase in the federal matching percentages for the last two quarters of federal fiscal year 2003 and the first three quarters of federal fiscal year 2004. Under this legislation, Virginia's FMAP increased to 54.40 percent. While this represents an increase of about four cents for every dollar Virginia

spends, the time-limited nature of the increase means that Virginia could be facing the least amount of federal reimbursement possible under the Medicaid program as soon as the summer of 2004.

Moreover, Medicaid is not the only federal grant program that limits Virginia's ability to maximize federal grant funding as a result of the use of per-capita income as a statistical factor. In fact, four grants from which Virginia receives a large percentage of its annual grant funding are based, at least in part, on state per-capita income. For example, federal maintenance payments to the states for the Foster Care Program and the Adoption Assistance Program are partially based on per-capita income. Virginia received a total of almost \$82 million from these two programs in FFY 2002. In addition, the State's funding amount is also affected by per-capita income with regard to the Child Care and Development Fund Discretionary Funds and the Rehabilitation Services, Basic Grants.

State Spending on Certain Social Programs Is More Restrictive than Other States'

Formula grants account for the majority of funding awarded to Virginia through federal grant programs. As Table 7 in Chapter I illustrates, nine formula grants account for more than \$4 billion, or 52 percent, of the State's \$7.7 billion award in FFY 2002. In Virginia, as in most other states, formula grant programs for social services activities account for some of the largest sources of federal revenue. Of the 25 largest federal grant award amounts Virginia received, 13 were related to social services programs, including: Medicaid (\$2.2 billion in FFY 2002), Temporary Assistance for Needy Families (\$176.7 million), and the State Children's Insurance Program (\$83.2 million). These 13 programs accounted for almost \$3.1 billion in FFY 2002.

General comparisons of Medicaid and Temporary Assistance for Needy Families (TANF) indicate that Virginia does not spend as much on these programs as other states with similar per-capita incomes. For example, Table 10 identifies Virginia's TANF spending for FY 2000 at an average monthly cash assistance payment per family of \$279. The table also illustrates that nine of the ten states with 2001 per-capita income most similar to Virginia's spent more, while one, Delaware, spent slightly less per family per month.

In addition, Virginia's per-capita Medicaid spending in FY 2000 was also less than in some other states. Table 10 illustrates that Virginia spent \$351 dollars on an annual per-capita basis. Average per-capita spending among the other ten states was \$612 dollars, with an actual range between \$62 and \$670 more than Virginia's amount.

JLARC staff were also told that Virginia offers fewer Medicaid services than other states. According to the Centers for Medicare & Medicaid Services document, *Medicaid At-A-Glance 2002*, there were six optional services not offered by Virginia that were provided by a majority of other states as of November 2002.

State	2001 Per-Capita Income	2000 TANF Payments*	2000 Per-Capita Medicaid Spending
New Hampshire	\$ 33,298	\$ 478	\$ 526
Colorado	32,957	372	420
Minnesota	32,791	420	666
Illinois	32,755	336	629
California	32,678	623	504
Virginia	32,295	279	351
Delaware	32,121	277	674
Washington	31,582	471	413
Alaska	30,997	746	750
Pennsylvania	30,617	519	518
Rhode Island	29,984	474	1,021

* Represents average monthly Temporary Assistance for Needy Families (TANF) cash assistance per family.

Source: Per-capita income figures are from the U.S. Census Bureau, *Statistical Abstract of the United States – 2002*, Per Capita Income – Table 643. TANF and Medicaid information can be found in Hovey and Hovey, *CQ's State Fact Finder 2003, Rankings Across America*, CQ Press, 2003, Tables L-8 and I-16.

These include: chiropractors (32 other states included this optional service in their Medicaid plans), nurse anesthetists (28 states), private duty nursing (29 states), personal care services (36 states), dentures (38 states), and inpatient psychiatric services for persons under 21 years of age (44 states).

Since funding for these programs is based on reimbursement for expenditures, Virginia's lower expenditure levels mean that federal reimbursements will be lower. This is exacerbated by Virginia's higher average personal income, which means that federal reimbursements constitute a smaller percentage than in other states, as well.

Other Factors Affect State's Ability to Participate in Federal Grant Programs

Many competitive federal grants are awarded for short periods of time, such as three to five years, with the intention of creating a program that will have an effect beyond that time period. In some cases, these awards are for the purchase and development of computer systems for projects that will be completed in a short time, but for which the system itself will operate for as long as it is needed. In other cases, federal grant awards are made to entice a state or other entity to initiate a service or program. The federal objective is to have the State take full responsibility for the program after an established time frame.

The Comprehensive Community Mental Health Service Initiative (CMHS) is an example of how financial responsibility for a program initiated under a federal

grant can shift from the awarding agency to the applicant. The U.S. Department of Health and Human Services (HHS) makes the CMHS project grant available with a five-year funding cycle to provide community-based systems of care for children and adolescents with a serious emotional disturbance and their families. According to the program requirements, during the first three years of the program, HHS will match every state dollar with three federal dollars. In the fourth year, the federal – state match will be reduced to one for one. Finally, in the fifth year of the program, the state will contribute two dollars for each one dollar in federal funding. In addition, “evidence of activities directed at developing continued funding support” is one of the criteria used by HHS to select projects for this award.

Federal grant opportunities with small funding amounts may also preclude states with limited resources from applying. Program staff must consider, among other things, the availability of staff time to research and complete the application and the likelihood of receiving an award when considering whether to develop an application. Some project grants require state program staff to develop and submit grant applications within a short time period. Moreover, grants awarded on a competitive basis may require a substantial amount of work developing the application, but provide no guarantee that funding will be awarded as a result.

When measured against these factors, the potential benefit from such a federal program may not outweigh its potential state costs. A program person within DMHMRSAS acknowledged this conflict by telling JLARC staff that as a result of low staff levels the office is less likely to apply for competitive or discretionary grants with small award amounts and would instead focus on block grant availability. VDH staff echoed these sentiments and said that if the award amount was too small to justify the required resources, they would likely let the grant opportunity pass.

The relationship between federal requirements and Virginia’s governmental policy priorities may also prevent the State from applying for or receiving federal funds. For example, staff at the Child Support Enforcement division within the Department of Social Services stated that the division did not apply for a grant that would have provided funding to pro-rate the amount of child support payments required by incarcerated individuals. Staff added that no application was made for this grant because, in their view, allowing individuals to avoid paying child support simply because they are incarcerated is not consistent with State policy. Similarly, staff at the Department of Health told JLARC staff that they did not apply for funding under the Youth Risk Behavior Survey program because the Virginia Department of Education (DOE), with whom VDH would have collaborated, would not encourage the local school divisions to complete the survey. According to VDH staff, DOE was concerned that this initiative would reduce the amount of time local school divisions were spending on the State Standards of Learning.

Competitive Awarding of Project Grants Limits Potential Funding

Federally funded project grants may provide limited opportunities to increase the State’s funding share, as the decision for award amounts rests with the

authorizing federal agencies. Depending on the purpose of the grant program, final award decisions may be made by staff at the federal awarding agency or by other researchers in that field through peer review. According to federal program staff at several different agencies, applications that fail to meet the evaluation criteria or request more funding than is available are typically not awarded. Moreover, a federal grant officer with the U.S. Department of Education told JLARC staff that federal agencies often award competitive grant funds on a cycle that allows for more even distribution of federal funds across the country. Therefore, a Virginia entity may be denied funding for an application because it currently, or recently, received federal funding from another program providing similar services.

Similarly, a state's ability to win funding from project grants that require academic research depends largely on that state's college and university researchers and their fields of expertise. While states or state entities are eligible for most research-oriented grants, it is often necessary to already have a researcher or a developed research program related to that particular field if there is an expectation of funding. For example, the National Institutes of Health (NIH) has obligated more than \$25 million in both FY 2002 and FY 2003 for Alcohol Research Centers for the purpose of providing long-term support for alcohol and alcoholism research as well as problems associated with these issues. While state and local governments and nonfederal public or private nonprofit and for-profit institutions may apply for a center grant, funding is restricted to institutions, such as universities, medical centers, or research centers, that have "the resources to sustain a long-term coordinated research program specific to alcohol use and alcoholism." Other requirements further limit the amount of potential applicants. For example, "the applicant must assure that alcoholism related research and clinical training opportunities will be available."

Deadlines for Grant Applications Can Affect State's Ability to Prepare a Competitive Application

Federally established submission deadlines also affect decisions to submit an application. Deadlines for responding once a Notice of Funding Availability (NOFA) has been published in the *Federal Register* range from a few days to as long as a year. Because several federal agencies have recently started to require that the Governor's Office serve as the official applicant agency, the resulting increase in coordination has compressed these deadlines by adding another layer of bureaucratic review to the process. As a result, State personnel attempting to complete an application may have less time than the NOFA actually states.

For example, according to program staff at DMHMRSAS recent preparation of a grant to provide rehabilitation services to individuals identified as having co-occurring mental illness and substance abuse problems required 284 total hours of staff time involving 11 DMHMRSAS staff. In particular, one staff member assigned direct responsibility for developing the application reported 111 hours of total time. In addition to the staff time required at the agency level, additional staff time was required from the Governor's office per the federal program requirements.

Another example of a short turn-around time for completion and submission of a federal grant application is the *State Domestic Preparedness Equipment Support Program* prepared by the Department of Emergency Management (DEM). In this instance, staff at DEM were given only a three-day period following the publication of the NOFA to complete and submit the application. Additionally, this grant required that the Governor's Office serve as the official applicant for funding. According to DEM program staff, a conscious decision was made to allow the official deadline to pass before submitting the application.

Virginia's Universities and Colleges Do Not Account for Large Percentage of Grant Funding for Research and Development Activities

In May 2002, the State Council of Higher Education for Virginia (SCHEV) published the *Condition of Research at Virginia Colleges and Universities*. The report provides, in part, an assessment of the position of Virginia's colleges and universities vis-a-vis other states' institutions of higher education. According to the report, in 2000 total expenditures for research and development at the State's doctoral-granting institutions were more than \$576.9 million. While this spending ranked Virginia 16th nationally in terms of expenditures for academic research and development during 2000, the State's ranking dropped when measured by other means. For example, Virginia was 37th in 2000 when measured on a per-capita basis and 39th when comparing academic research and development expenditures against gross state product. Furthermore, although the State ranked 16th in terms of academic research and development expenditures, the report indicates that "the top 15 states accounted for almost 70 percent of the total expenditures." Spending on academic research and development would have had to increase by more than \$335 million, or 58 percent, in 2000 for the State to rank among the top ten states, the report also found.

DOE AND DMAS ARE PARTNERING TO INCREASE FEDERAL MEDICAID REIMBURSEMENTS FOR SPECIAL EDUCATION ACTIVITIES

The 2002 Appropriation Act required the Department of Education (DOE) to work with the Department of Medical Assistance Services (DMAS) to expand the special education services that could be billed to Medicaid as an effort to increase federal funding. A report on these activities to the House Appropriations Committee and the Senate Finance Committee was delivered to the Chairman of House Appropriations on January 6, 2003. In order to address the requirements in the Appropriation Act, DMAS staff identified several approaches designed to capture more Medicaid funding for local school divisions. These included: adding coverable services, increasing payments to providers, creating an easier billing process, and making it easier for school districts to determine Medicaid eligibility by providing more information. Initial estimates provided to DMAS and DOE by private consultants suggested that the potential for increased Medicaid billing might result in as much as \$70 million annually, based on the full participation of all 134 local school divisions. Of that estimated amount, the State would draw half the amount billed in federal reimbursement, shared with localities and to pay associated costs, so as to leave the State with less than one-quarter of the total billed amount.

As part of the initiative to expand the types of services for which school divisions can bill Medicaid, DMAS and DOE proposed including or expanding the following services:

- audiology,
- personal care assistant through the coverage of a school health aide,
- transportation services related to Medicaid-covered school services for special education students, and
- school-based psychiatry and psychology services when provided by a school social worker.

DMAS promulgated emergency regulations allowing school divisions to begin billing for these services as of July 1, 2003. While reimbursement for these services is now available, it does not necessarily follow that the State should expect an immediate increase in Medicaid reimbursement funding. DMAS staff stated that it would probably take several years before the schools can take full advantage of these changes.

In addition to covering the aforementioned services, DMAS has worked on reducing the barriers faced by school divisions attempting to expand their use of the Medicaid program. According to DOE and DMAS staff, some Virginia school divisions currently choose not to bill for reimbursable services because the administrative requirements are deemed too cumbersome or require too much staff time for completion. Of the State's 134 school divisions, 109 are enrolled Medicaid providers, while only 64 are actually seeking Medicaid reimbursement for those services. Appendix E provides a list of those school divisions that are actively billing DMAS for Medicaid eligible special education services. For example, during the 2002-2003 school year, the City of Richmond and counties of Henrico and Chesterfield did not bill for reimbursable Medicaid services that students received. DPB staff said that projections for the 2004-2005 and 2005-2006 school years will be included in the new biennial budget to be released in December 2003, and will reflect gradual phasing in of local participation. Full implementation estimates will be revised next year, based on local school division participation during the 2003-2004 school year and local intentions for the following school year.

DMAS and DOE have worked together to make it easier for school divisions to overcome these obstacles. For example, DMAS has been developing a free web-based billing service through which school divisions can submit their reimbursement claims. This eliminates the need to pay a third party to process these claims, as is currently the case with most school divisions. DMAS, DOE, and the Department of Social Services (DSS) have also tried to make it easier for school divisions to identify Medicaid-eligible students by requesting parental consent to bill Medicaid on behalf of the student at the time the parent applies for Medicaid. As a result of the changes, DMAS and DSS have jointly instituted a revised Medicaid application to help ease this administrative burden. DMAS has also obtained approval from the

Centers for Medicare and Medicaid Services (CMS) to permit school divisions to begin billing Medicaid for administrative costs related to supportive activities such as outreach, translation, coordination of services, and referrals. According to the DMAS letter to DOE, "this new program will provide school divisions a significant new revenue stream." DMAS is also seeking to increase reimbursement rates for selected services by 15 percent with the potential to increase beyond that amount. According to DMAS staff, the 15 percent increase is already established in Virginia's State plan and should be acceptable to CMS. Partly in response to these changes, the City of Richmond school district has agreed to begin billing Medicaid for the 2003-2004 school year.

Medicaid funding for school health and after-school programs is very limited according to DMAS and CMS staff, and subsequently does not appear to provide much opportunity for increased Medicaid reimbursement. In fact, CMS staff stated that, in general, there is no Medicaid funding available for after-school or school health programs that is not related to special education. DMAS staff stated that if a student seen through the Early and Periodic Screening Diagnosis and Treatment program is determined to need additional care, the goal is to refer that student to a physician participating in the State's "Medallion" managed care program.

CMS staff also cautioned that state provision of school-based services across the country is an area that CMS and the Office of the Inspector General (OIG) within HHS have been monitoring more closely in recent years as a result of questionable billing. For example, a review of Maryland's reimbursement claims for school-based services resulted in an OIG recommendation that CMS try to recover more than \$19 million in federal reimbursement for FFY 2000. In addition, the OIG recommended in November 2001 that CMS try to recover as much \$3.5 million in federal share reimbursement from the state of North Carolina for using a payment methodology not approved by CMS.

III. State Administration of Federal Grant Activities

Administration and oversight of the flow of federal grant funding throughout the State has changed significantly in the past 20 years. Throughout the 1980s Virginia had a centralized grants division that was responsible for identifying potential grant opportunities, coordinating the development of grant proposals, and approving any grant application prior to submission to the federal sponsoring agency. However, this office had been eliminated by 1987, and responsibility for identifying and applying for federal grant funding was assumed by each individual executive branch agency. As a result, today the State's federal grant function is a decentralized, program-specific approach, with only an informal centralized effort at identifying State entities with federal grant funding opportunities. This has led to agencies viewing potential federal funding through their narrow program focus at the expense of broader statewide opportunities.

To some degree, Virginia has already started to implement some level of statewide assistance in the area of federal grants. For example, agencies within the Secretariat of Public Safety and the Office of Commonwealth Preparedness have implemented strategies to better coordinate the grants-related activities occurring in their policy areas. Virginia, and other states, have also recognized the need to improve the ability of the State's post-secondary education institutions to compete for federal research and development funds.

Other states have also identified a need for greater centralization of federal grant activities, and as a result, have created offices or units designed to provide assistance to state program staff. Some of these states have developed automated systems to aid their program staff in identifying and developing grant applications. In Virginia, at least one State agency has implemented an automated system to track federal grant applications and awards and another agency is in the initial stages of developing such a system.

To address the factors affecting Virginia's national position in terms of grant funds received, the Department of Planning and Budget may wish to expand upon its current efforts at assisting State program staff, as well as non-State entities, with grant activities. Among other responsibilities, this function would focus on assisting program staff in the identification of and application for federal grants. Furthermore, if State agencies were required to provide basic reporting data regarding the grants for which they apply, this might lead to the development of best practices and additional grants information. This could also benefit the agencies' ongoing coordination efforts regarding grant funding and new federal reporting requirements. Locating these functions within DPB would likely obviate the need for the Virginia Liaison Office (VLO) to be statutorily required to perform similar functions, although VLO could still have an important role in the State's grant efforts.

VIRGINIA'S CURRENT APPROACH FOR IDENTIFYING FEDERAL GRANT OPPORTUNITIES IS DECENTRALIZED

Virtually all efforts at identifying, applying for, and managing federal grants occur at the program or agency level. As a result, several common issues affect the State's ability to successfully identify and apply for federal grant funding. First, agency program staff often carry out these functions on an ad hoc basis as time permits and in addition to other daily work responsibilities. Moreover, it appears that given the competing responsibilities of agency staff, these limited resources constrain the State's ability to apply for new sources of federal funding once a grant has been identified. Further, there does not appear to be any systematic training in grants identification and application provided to the numerous staff across the Commonwealth currently performing these functions.

Additionally, statewide support and coordination of federal funding activities is limited. There is limited centralized assistance in the identification of federal funding opportunities, and limited technical support is provided to agency personnel with the responsibility for performing these functions. Finally, it does not appear that there is a single source or entity playing a significant role in coordinating federal funding opportunities across agencies and secretariats. Previously, the Department of Planning and Budget (DPB) served this function by more actively identifying federal grant opportunities; however, this function was not actively performed for more than 15 years prior to 2002. While an analyst within DPB has been tasked to assist in identifying and coordinating federal grant applications, it does not appear as if this is an adequate staffing level to provide the types of assistance needed by State agency personnel with responsibility for developing grant applications.

Statewide Efforts at Coordinating the Identification and Application for Federal Grants Are Limited

Until recently, there has generally been little assistance provided to State agency personnel in the identification and application of federal grant funding. Agency staff are responsible for performing these activities, but limited agency resources affect their ability to identify and apply for potential federal funding opportunities. In addition to the lack of adequate resources in identifying and applying for federal grant funds, the staff resources required to administer a federally funded program, when an application is successful, further impacts limited agency resources. Moreover, it appears that no systematic training is provided to those personnel with responsibility for developing federal grant applications or managing federal reporting requirements.

Efforts at Identifying Grant Funding Opportunities May Be Time Consuming and Costly. It does not appear that Virginia operates a centralized system to assist agencies in the identification of potential federal funding opportunities. While there have been some recent efforts at increasing coordination of grant notification at the secretarial level, according to program level grants management staff the notification that is provided through the secretariats often comes after the

agency has already identified the funding source through other channels. Additionally, according to DPB staff a limited centralized effort at notifying government agencies or colleges and universities of potential funds currently exists. Experience has shown that most State agencies and institutions of higher education are already familiar with those grant opportunities available to their specific programs. While DPB believes that a systematic effort to notify State entities of every opportunity would be redundant, the department has chosen to notify agencies of grant opportunities that might otherwise be missed or those opportunities requiring multi-agency collaboration.

Based on JLARC staff review, it appears that the time and effort required to identify new sources of federal funding are common obstacles to applying for federal grants. Under the State's current approach, it is the responsibility of program-level staff at each executive branch agency to identify and apply for functionally relevant federal grant funds.

As discussed in Chapter I, State employees rely on several methods for identifying new federal funding sources. While each of these sources can provide beneficial results, these activities can be time consuming and cost prohibitive, and they must compete with other program area responsibilities. (Table 11 provides a comparison of the strengths and weaknesses of the sources used to identify funding opportunities.) Additionally, several program staff interviewed as part of this review indicated that position descriptions do not include grant preparation as a responsibility. Therefore, identification of new federal funding opportunities is often conducted on an ad hoc basis.

In the past, the methods available to agency staff for identifying potential new sources of federal funding were primarily limited to daily review of the *Federal Register* and personal contacts with federal agency staff. While review of the *Federal Register* can provide useful information, the breadth of information available can make this activity very time consuming. For example, some staff within the Department of Education (DOE) have stopped researching the *Federal Register* on a daily basis, instead relying on memberships in professional organizations and contacts with federal government employees to provide information concerning potential sources of funding or changes to existing regulations.

Agencies can now monitor federal agency websites regarding potential grant opportunities. However, while these approaches enable an employee to research funding available for a specific programmatic area, reviewing websites can require a substantial investment of staff resources. Moreover, because it is at the discretion of federal program staff to publish the official notice of funding availability, this approach often does not provide notice prior to the official publication. On the other hand, while informal sources, such as personal contacts at federal agencies, can provide some announcement of funding availability prior to publishing an official notice, the scope of the information available can be limited to one specific program area.

Another constraint is the cost associated with membership in professional organizations or fee-based subscription services. Membership in professional organ-

Table 11		
Comparison of Methods for Identifying New Federal Grant Funds		
<u>Activity</u>	<u>Advantages</u>	<u>Disadvantages</u>
Review of the <i>Federal Register</i>	Daily notification of funding availability in all program areas.	Time consuming and not directly tailored to specific program areas.
Membership in Professional Organizations	Establish relationships with federal program staff as well as potential partners.	Time consuming and expensive.
Formal Letters of Notification	Provides direct notification and program specific information.	Often provides no advance knowledge of funding availability.
Subscription Based Services	Free-services can provide a wide range of information on federal funding opportunities which can be tailored to a specific program area.	Fee-based services can be cost prohibitive.
Review of Agency Websites	Can provide information on both new sources of funding as well as proposed changes to existing programs.	Can be time consuming.
Personal Contacts at Federal Agencies	Potential for advanced notice of funding availability.	Limited in scope of program areas.

Source: JLARC staff analysis.

izations can provide agency staff with an abundance of information concerning potential sources of federal funding and the effects of policy changes. However, some State staff interviewed for this review indicated that these subscriptions and memberships are very costly to maintain. For example, DOE told JLARC staff that high costs had caused them to eliminate four such subscriptions.

Recently, there has been a movement within the federal government to provide free subscription services to the public, which can provide a wide range of information on federal funding opportunities. Information is available through web-

sites, such as FedGrants (www.fedgrants.gov), which provide notification of available funding as listed in the *Federal Register*, and can be tailored to a specific program area.

Limited Resources Affect Agencies' Abilities to Apply for Federal Grant Funding. Depending on the program requirements and the federal sponsoring agency, deadlines for the completion of an application can range from a few days to as long as a year. Agencies typically do not have sufficient staff time for developing a grant application should a potential funding source be identified. Based on discussions with program staff responsible for developing federal grant applications, and a review of several grants that were applied for during the review period, time allotted for the completion of a federal grant application can be very limited.

Similar to grant identification, the responsibility for developing federal grant applications is generally not expressly stated within an employee's position description, and is in addition to regular program area responsibilities. As a result, considerable amounts of staff time are spent developing grant applications, which could instead be spent administering currently funded programs. Furthermore, as discussed in Chapter II, based on previous experiences some agencies have made the decision to not apply for a grant simply because they did not have the staff to develop the application or administer the program if successful.

Several agencies have attempted to address these staffing concerns through the use of hourly wage employees or contract staff in addition to program staff to develop grant applications. While it is critical that program level staff play a significant role in developing the specifics of the proposal and the proposed implementation plan, several agencies have outsourced the technical grant writing components in the past. For example, agencies such as the Department of Health (VDH) and the Division of Child Support Services (DSCE) within the Department of Social Services have often relied on contractors to identify new sources of grant funding and assist in the application development process. However, outsourcing the technical grant writing component may be costly. In addition to the contracting costs associated with performing this function, agencies remain responsible for coordinating grant development and providing oversight of the contract employees.

Additionally, agencies often work with community and civic organizations in developing grant applications. These partnerships allow the outside entity to provide staff for developing the application while the agency provides technical assistance. While this type of activity is often beneficial in directing funds for specific programs into a community, State personnel are still responsible for providing substantial assistance in developing the application in addition to regular work responsibilities.

Ongoing Grant Management Further Impacts Agency Resources. In addition to limited staff resources for identifying and applying for new sources of federal grant funding, if an agency's application is successful, additional staff resources are then required to administer the program. While many agencies actively seek new sources of funding, it appears that they are constrained in the services that can be provided and often must use available grant money, if available, to fund re-

quired positions in order to adequately administer the grant program. For example, DOE was delayed in implementing the Even Start program because it took five months for a position to be funded. While DOE will not lose any money as a result of this, it did lose time in getting the program implemented. Furthermore, several program level staff interviewed as part of this review stated that agencies have not applied for potential federal funding because of limited agency resources for implementing the program.

The following case example illustrates how these factors can impact an agency throughout the application development process:

One grant applied for during the review period was for the Treatment of Persons with Co-occurring Substance Related and Mental Disorders (COSIG). The Department of Mental Health, Mental Retardation, and Substance Abuse Services (DMHMRSAS) was responsible for developing the grant application. During the development of the COSIG grant there were several barriers to successful completion. Agency staff were responsible for developing the application since DMHMRSAS does not have a full-time grant writer on staff. Nor does the staff have access to formal grant writing training. Moreover, it is not their primary responsibility to apply for grant funding. Additionally, this grant required that the Governor's office be the official applicant, requiring another layer of coordination.

For this grant, DMHMRSAS had one lead person along with several other staff developing the application. In total, 11 DMHMRSAS staff spent an estimated 280 hours developing the application, in addition to the time required of staff in the Governor's office. The time program staff spent developing the grant application was time that could be devoted to administering the Block Grant for Prevention and Treatment of Substance Abuse Services, a \$42 million grant that provides half of the funding for all State substance abuse programs.

The staff had approximately eight weeks to complete the grant. While DMHMRSAS was able to submit the grant on time, it will be November before the federal sponsoring agency announces the successful applicants. DMHMRSAS staff indicated that if an award is made, the agency will likely need additional staff to manage it.

No Systematic Grants Training Is Offered. Managing the development of a federal grant application requires the grants manager to perform a variety of organizational and administrative responsibilities. However, there does not appear to be any statewide systematic training in identifying federal funding opportunities or in developing formal grant applications. While DPB appears to occasionally provide some input to agencies upon request, its involvement in developing major grant applications appears to be fairly limited. As a result, agencies developing applications for federal funding have had to rely primarily on in-house staff or hire consult-

ants to assist in technical grant writing. As evidenced in several grant applications submitted during this review, it appears that the lack of centralized assistance in the development of federal grant applications has proven to be a substantial burden on agency staff. Moreover, according to DMHMRSAS staff, given the level of coordination required to put the application together, centralized support in developing an application and coordinating responsibilities across agencies would be beneficial.

While some grant writing training is provided on an ad hoc basis, it is limited by time and resource constraints and, as a result, agencies are not always able to receive the assistance needed in sufficient time to develop a grant application. The following example illustrates how this scenario affected an agency as it tried to develop a formal grant application:

During the JLARC review period, a Life Skills for State and Local Prisoners Grant was applied for by the Department of Correctional Education (DCE). While the responsibility for applying for this grant was given to an employee responsible for managing several of DCE's current federally funded grants programs, this employee did not have any experience in developing an actual grant proposal. According to staff at DCE, developing the grant application was a daunting task given the limited application window. Additionally, grant professionals at the Department of Corrections and the Department of Criminal Justice Services were not able to provide the necessary assistance because of their own time limitations. As a result, DCE staff had to seek mentoring assistance from the grants office of the City of Richmond Police Department.

Some agencies currently provide training opportunities to their staff on a case-by-case basis either through formal professional education or informally through on-the-job experiences. For example, the Division of Grant Administration within the Department of Criminal Justice Services (DCJS) has paid for staff to attend professional training seminars in grant application development and administration. The Department of Social Services (DSS) and VDH routinely provide on-the-job grant writing training when there is an identified need; however, this does not follow any formal grantsmanship methodology.

Moreover, some agencies that have cultivated grant writing skills based on either formal training or experience often share this knowledge through informal seminars or specific requests. For example, staff with the Department of Motor Vehicles (DMV) told JLARC staff that when requested, they often partner with agencies, such as the Virginia State Police, to provide any assistance needed in the grant identification and application process. Nonetheless, while the Division of Grant Administration within DCJS has been asked to assist Public Safety program area staff in developing grant applications, staff have expressed a need for additional central support given the increased demand on their resources.

Additionally, these entities may also provide training to subrecipients in cases in which a locality or nonprofit organization may be serving as the lead applicant, or to ensure that subrecipients know how to properly administer and report

required information. This locality training is often focused on a specific program. However, agencies have been able to draw on resources at the federal sponsoring agency to assist in this training. For example, DMV sponsors an annual grants writing workshop for localities applying for State Highway Safety grants. Staff from the National Highway and Transportation Safety Administration regional office often serve as a technical resource and provide limited expertise for grant writing training. Furthermore, DCJS has provided training to sub-grantee agencies such as units of local government and non-profit organizations.

Federal Requirements for Coordinated Applications Are Increasing

Agency personnel interviewed by JLARC staff have noticed a changing culture in the federal government concerning the distribution of federal grant funds. These changes have focused on the use of performance-based budgets with increased requirements for tracking, accountability, and federal guidance. Recent changes to federal program requirements in the areas of homeland security and health and human services have resulted in an increased need for grant applications coordinated through the Governor's office. Generally, these grants require that the application be submitted from a state's governor's office with the intention of reducing intra-state duplication while requiring states to focus on resource prioritization. While there has been some activity within the Office of Commonwealth Preparedness (OCP) and the Health and Human Resources Secretariat to coordinate these types of activities, it appears that this is an area in which greater centralized coordination could be very beneficial for the State.

In the past, Virginia had a formal office with central oversight and responsibility for coordinating federal grant applications. However, according to DPB staff, the State eliminated the function in the late 1980s and has not had a program expressly responsible for coordination and oversight of federal grant programs since. The establishment of a federal funds coordinating office was explored under Governor Gilmore, according to a deputy assistant to the current Governor. However, an initial review indicated that the Virginia Liaison Office was performing a wide variety of these responsibilities, and that a central grants coordination office would face some substantial operational and implementation challenges.

STATE GOVERNMENT APPEARS TO BE INCREASING COORDINATION OF FEDERAL GRANT FUNDING ACTIVITIES

Virginia is beginning to organize some of the decentralized grants related activities being performed by State entities in order to address statewide or secretariat-wide policy goals. This is occurring within the Secretariat of Public Safety and also the Office of Commonwealth Preparedness. Furthermore, the State is actively seeking ways to build upon and coordinate the research strengths of Virginia's colleges and universities as a means of substantially elevating the amount of federal funding for research and development.

Increased Coordination of Federal Grants Activities Among Certain State Government Entities Appears to Be Occurring

Recognizing the need to better coordinate grant activities within the public safety agencies, the Secretary of Public Safety has convened a group of agency executives and grants administrators to coordinate the dissemination of grant opportunities and the provision of grant writing assistance. The Office of Commonwealth Preparedness is also taking steps to coordinate State and local grant activity relating to the homeland security area.

Agencies within the Secretariat of Public Safety Have Formed Grants Coordination Committee. In September 2002, the Secretary of Public Safety created a grants coordination committee comprised of grants administrators and agency executives for the purpose of maximizing federal revenues across the agencies within the Secretariat. The primary function of the committee is to identify and share information regarding potential federal grant funding for public safety functions. Additionally, the group is tasked with providing technical assistance to program staff concerning the preparation of federal grant applications. According to agency staff involved with the committee, the objective is to share information across agencies and programs without micromanaging each grant opportunity and application. Staff from DCJS chair the Committee based on that agency's responsibility for providing grants training and other grant assistance to the Public Safety agencies.

The initial activities of the Committee have included planning and early development of a grants database. DCJS staff also provided basic training to members of the Committee regarding approaches and resources for identifying federal grant opportunities. Despite being convened in September 2002, the Committee has only met twice as of August 2003.

Office of Commonwealth Preparedness Is Trying to Coordinate Virginia's Homeland Security Funding. Virginia received in excess of \$75 million in federal fiscal year 2003 funding for grant activities related to homeland security. This funding is spread across State and local governmental functions, from developing public health strategies at the State level to equipping local fire departments for terrorist strike responses. According to OCP staff, this infusion of money across so many areas will require substantial coordination to ensure the State's security priorities are appropriately prioritized and addressed. For example, OCP's May 2003 *Strategic Update and Briefing* states that "more than 80% of federal preparedness funding is being provided as local pass through."

Coordinating State and local activities in this area is critical because of the large amount of available information and the limited resources to assess it. Moreover, OCP staff told JLARC staff that the federal government is requiring greater recipient accountability and as a result, federal grants call for increased State coordination. The *Strategic Update and Briefing* states that in 2000, Virginia established seven regions for "coordinating federal program assistance and operational coordination" and began shifting most of the administrative burden for these activities to State agencies. In addition, OCP has been assisting State agencies and lo-

calities in developing homeland security related applications and reviewing those applications with an eye towards addressing statewide need. For example, localities still have responsibility for applying for grant funding, but now OCP is able to review some applications and can ensure that no functionality conflicts would result.

Efforts Are Underway to Increase the Amount of Federal Funding for Research and Development in Virginia

Virginia's institutions of higher education may also improve the State's grant funding position by increasing the amount of federal grant funding they receive for research and development activities. In June, the Governor convened a steering committee on the State's Research Capabilities and Centers of Excellence to recommend improvements at the State's colleges and universities that would lead to an increase in research and development spending of \$400 million by 2010.

In addition to the Governor's action, the State has several initiatives currently underway to enhance the Commonwealth's research and development funding position. In February 2003, the Governor introduced the creation of the Virginia Institute for Defense and Homeland Security to marshal the State's academic efforts related to those topics. Since fiscal year 2002, the State has operated the Commonwealth Technology Research Fund (CTRF) providing colleges and universities with additional financial resources to improve their competitiveness for federal funds. However, since its inception, CTRF funding has been annually reduced. Other states have also sought to jump-start the abilities of their colleges and universities to compete for federal research and development funding as well.

Virginia Has Established an Institute for Defense and Homeland Security to Increase Federal Funding for Research and Development in the State. On February 7, 2003, the Governor announced the creation of the Virginia Institute for Defense and Homeland Security (VIDHS). VIDHS was formed as a research consortium among 12 of Virginia's colleges and universities based on the recommendations of the Secure Virginia Initiative Panel (Exhibit 2). VIDHS stated purpose is to:

Conduct, research, education, and technology transfer at member institutions and firms with an emphasis in the fields of telecommunications, bio-defense, sensor systems, and risk management. Additionally, industry consortium members will commercialize technology and develop solutions that support rapid development.

The Institute is currently organized within the Center for Innovative Technology (CIT), with the intent that it will eventually become a free-standing research institution along the lines of the Lawrence Livermore National Laboratory associated with the University of California and the Lincoln Laboratory at the Massachusetts Institute of Technology.

VIDHS will seek to combine the State's academic research efforts related to defense and homeland security where appropriate and then package those ideas in

Exhibit 2

Original Colleges and Universities Comprising the Virginia Institute for Defense and Homeland Security

- | | |
|---|--|
| <ul style="list-style-type: none"> • College of William and Mary • Eastern Virginia Medical School • George Mason University • Hampton University • James Madison University • Norfolk State University | <ul style="list-style-type: none"> • Old Dominion University • University of Virginia • Virginia Commonwealth University • Virginia Military Institute • Virginia State University • Virginia Tech |
|---|--|

Source: Governor's Office Update, February 7, 2003.

an effort to attract greater funding from non-State entities. The CIT director told JLARC staff that in the past the State's colleges and universities have viewed receipt of federal funds as a competition, but VIDHS will ask them to work as partners.

Getting the State's institutions of higher education to cooperate on research opportunities will build on the State's proximity to federal policymakers and its quality investigators and research facilities as it tries to encourage greater amounts of funding for research and development. The CIT director also told JLARC staff that the hope is VIDHS will eventually result in an additional \$50 to \$100 million in annual funding from non-state sources. These non-state sources would include the Department of Defense and the Department of Homeland Security, at least initially, with the potential for interaction with the National Science Foundation and the National Institutes of Health.

The Commonwealth Technology Research Fund Was Created to Increase Virginia's Research and Development Funding. The Commonwealth Technology Research Fund serves as a pool of money available to the State's colleges and universities to assist them in capturing funding for research and development. The CTRF also seeks to foster greater cooperation among these institutions to achieve that goal. Funding is provided for three purposes:

- Matching funds are provided to leverage federal and private research dollars;
- Funding for high-quality faculty, specialized equipment, laboratory upgrades, and other similar activities; and
- Funding for upgrades at targeted research programs that are likely to attract or expand specific companies to the State.

Initially, the CTRF was administered by the Department of Planning and Budget. However, action taken during the 2003 General Assembly transferred that authority

to the Innovative Technology Authority beginning in FY 2004. The 2003 Appropriation Act established the CTRF's funding level at approximately \$6.9 million for FY 2004.

Language in the 2000 Appropriation Act created the CTRF and appropriated approximately \$26 million in combined general and non-general funds to it for FY 2002. The Appropriation Act defined CTRF's mission as "to attract public and private research funding for institutions of higher education, in order to increase technological and economic development in Virginia." Furthermore, program guidelines published in September 2000 also identify interaction among the State's institutions of higher education during project development as an objective. The published guidelines state that "special emphasis is placed on fostering collaboration among institutions of higher learning" and business and industry. Moreover, these efforts include collaboration across research disciplines within a college or university, or between different colleges and universities.

Through the use of CTRF, Virginia's post-secondary education institutions have been able to leverage university and State funding to win larger amounts of federal funding. For example, the University of Virginia (UVA) used \$1 million from CTRF and \$1 million of its own funding as matching funds to draw down \$2 million in federal funds. This funding was then used for building renovations to provide laboratories for research in cell and molecular biology in the School of Medicine.

Additionally, CTRF funding was a critical component in assisting a UVA research project in winning a Department of Defense (DOD) grant award. Researchers at UVA in collaboration with institutions in other states responded to a DOD request to develop a multi-functional coating for military aircraft. CTRF and UVA both provided \$728,000 in matching funds for the \$5 million grant program. The lead UVA researcher told JLARC staff that the financial commitment provided by the CTRF was "very instrumental" in the project being awarded to UVA and the partnering schools. Since that time, components of the research have been relocated to other universities within the consortium so UVA will be receiving a smaller share than originally expected. However, CTRF funding was influential in securing the initial award.

CTRF was formally established in the 2000 Appropriation Act (Chapter 1073) with a general fund appropriation of \$13 million and an additional \$13 million in non-general funds. Since then, the fund has witnessed a steady decline in its annual appropriation. Action taken during the 2002 General Assembly reduced the FY 2002 amount to approximately \$9.7 million from the general fund, with an equal amount in non-general funding. Also during that session, the FY 2003 and FY 2004 appropriations were set at \$8.5 million and \$7.7 million in general funds, respectively, with all non-general funding eliminated. Subsequent action in the 2003 General Assembly Session reduced the FY 2004 amount to about \$6.4 million; however, approximately \$1.3 million in unused funds from FY 2003 was carried forward.

Despite these reductions, the fund has been effective according to DPB staff associated with it, witnessed in part by the short-term success of the programs and the fact that previously funded projects have maintained that funding. Only unallo-

cated funding has been eliminated. On the other hand, since the original projects were funded, no new projects have received awards. Projects currently funded under the CTRF are near the end of their three-year funding cycles, at which point there would be no funds available to award from the CTRF. It is unclear, whether new funding will be made available for the upcoming 2005-2006 biennium, according to DPB staff.

Other States Have Obligated Funding Sources for Research and Development Activities. Other states have established similar funding mechanisms to help increase the capacities of their colleges and universities to enhance research and development funding. The State Council of Higher Education for Virginia report, *Conditions of Research at Virginia Colleges & Universities*, identifies several states relying, at least in part, on state funds to leverage larger amounts of research and development funding. These states include: California, Florida, Georgia, Michigan, New York, and Ohio. For example, the Georgia Research Alliance was established in 1990 to combine the research capabilities of the state's academic scholars, research laboratories, business and industry, and others into an engine for expanding the state's standing in the research and development field. According to the Alliance's website, the state of Georgia has invested more than \$242 million in the Alliance since 1999 that has helped attract more than \$600 million in additional sponsored research.

New York State has also made an investment in developing its research and development capacity appropriating more than \$250 million to five "Centers of Excellence." This funding supports major research facilities upgrades and other high technology and biotechnology capital projects, allowing colleges, universities and research institutions to secure research funding from the private sector and others in the amount of more than \$1 billion. In addition, \$5 million in matching funds was appropriated by New York to create the Security Through Advanced Research and Technology (START) program. The purpose is to help colleges and universities secure federal and other research funding for the emerging homeland security industry and other high-tech fields.

INCREASED FEDERAL GRANTS FOCUS WITHIN DPB COULD SERVE AS A RESOURCE FOR STATE AND LOCAL STAFF

Virginia consistently receives less federal grant funding on a per-capita basis than most other states. In fact, several other states have found that by centralizing a portion of their grants related activities, they have received increased grant funding and have also been able to provide greater assistance to state and non-state entities. States have centralized these functions in different ways, with some states employing rigid top-down oversight of all applications while other states have focused on providing information regarding grant opportunities to potential users. Some states that implemented centralized grants assistance offices have been very successful in improving their grant funding. For example, the state of Texas employs such an office and according to its director, the state has been able to claim \$40 million in additional federal grant revenues as a result of their work. In other efforts, two Virginia agencies and several other states have implemented or are in the

process of developing automated systems to assist them in identifying and tracking federal grant opportunities.

Based on discussions with State personnel, the potential exists to address some factors that have reduced Virginia's ability to receive more funding. This increased activity and support could be provided by staff within the Department of Planning and Budget. DPB staff could assist agencies in the identification of federal funding opportunities, and work in close partnership with them through the application development process. Additional effort in this area may also help identify those grants in which increased cross-secretarial coordination of funding activities should occur. The department could also assist agencies in identifying training opportunities to improve the skills of the State's grant professionals. With a greater centralized grants management presence, it would also be possible to improve the State's ability to track federal receipts and expenditures, as well as any State contribution paid from the general fund, while also identifying potential grants management best practices. Moreover, by providing greater centralization of certain services, statutory language requiring that the Virginia Liaison Office notify agencies of grant opportunities and monitor and track grant applications originating from State government may also be eliminated.

Other States Have Realized Increased Federal Grant Funding as the Result of Centralized Grant Support Functions

While Virginia has recently increased the coordination of federal grant activities in some areas of State government, it appears that other states are currently providing coordination in a more comprehensive fashion. JLARC staff reviewed 13 other states that have established formal centralized support services at various levels of state government (See second and third columns of Table 8 in Chapter I). To varying degrees, as a result of this centralized coordination of federal funding activities, several states have been able to more effectively provide assistance to agencies in identifying and developing federal grant applications. For some of these states, better coordination has resulted in a general increase in federal grant funding amounts. Furthermore, through centralizing grants management efforts, states have the ability to provide a consistent level of training to those staff responsible for developing grant applications and participate in national conferences addressing issues impacting the flow of federal grant funds to the states.

Centralized Grants Management Functions Have Increased Some States' Ability to Identify and Coordinate Federal Grant Opportunities.

There are a variety of models used by other states for identifying and coordinating federal grant applications. Most often, these types of services are provided through a state's budget agency or governor's office. However, several states have successfully established this function at the secretarial level in order to provide increased coordination of federal funding activities in a specific program area. Two of the most common models employed by other states are (1) a strong central office, with responsibility for identifying, assisting, and reviewing almost all proposals for federal funding, and (2) a limited support office, that primarily focuses on pushing information to agency staff concerning new federal funding sources. Regardless of how the assis-

tance is provided, the underlying objective of these offices is to provide centralized support and coordination of federal revenue enhancement opportunities across State government.

About half the states currently use a federal single point of contact office (SPOC) to centralize federal grant activities. Presidential Executive Order 12372, signed in 1982, provided states with the option of creating SPOCs as a means of fostering state coordination and review over a wide range of federal program areas to ensure consistency with state rules and regulations. In addition, these offices were given the opportunity to establish a process for state and local governments to review and comment on federal grant applications. Generally, these offices provide intergovernmental review of grants that would affect the state's environmental or economic resources. However, these offices can also restrict a state's ability to apply for grant funding by creating a "choke-point" that lends itself to micromanagement and creates delays in the process.

Intergovernmental review of federal grant applications is only one of the services provided through these offices. Over the years, states have been able to provide a broad variety of services ranging from a very limited review of federal grant applications to formal assistance in the identification of new funding opportunities and actual development of a grant application. In addition to variances in the scope of services provided by these agencies, their position within the organization of state government as well as their overall staffing level vary with each state.

One example of a strong centralized grants management office is the Texas State Grants Team. The State Grants Team, codified by the Texas legislature in 1995, currently operates with four professional staff. This office is responsible for: monitoring federal and private foundation grant availability, providing intergovernmental review of grant applications, and assisting state, local, nonprofit, and private individuals in applying for state and federal grant funding. While the State Grants Team has not evaluated its services in the past three years, according to their director an analysis performed in the years following the agency's implementation indicated that Texas had realized a \$40 million increase in federal funds compared to years prior to the agency's inception.

In addition to performing the intergovernmental review functions, the team is also responsible for identifying new sources of federal funding and notifying the appropriate applicant. The team is responsible for maintaining an extensive website that is updated weekly and makes available for review new grant opportunities as well as completed applications. Additionally, the staff provide local governments and nonprofit organizations notification of and information on available state grants listed in the *Texas Register*.

On the other hand, some states have opted to provide limited centralized assistance in the identification of federal funding opportunities and development of federal grant applications, and focus their resources on providing intergovernmental review of grant applications. For example, the Maryland Office of Planning and Development (MDOPD) is responsible for reviewing more than 1,200 applications for federal competitive grants submitted by state agencies, non-profits, and private citi-

zens. Given the high volume of grant applications submitted annually for intergovernmental review, JLARC staff were told that there is very limited opportunity for MDOPD staff to provide extensive assistance to applicants or to disseminate federal funding information. Therefore, the assistance provided to program staff is limited to a monthly electronic publication summarizing recently posted federal grant opportunities and providing grants management training information.

It appears that some states have also provided similar levels of coordination at the secretarial level. For example, in the states of Massachusetts, North Carolina, and Missouri, this level of coordination is being provided across the health and human services agencies. In Massachusetts, a revenue management team was established at the secretariat level to analyze all federal grant issues, track the state's receipt and expenditure of federal funds, and identify new revenue sources.

Centralized Grants Management Functions Allow States to Provide Additional Grant Writing Support and Training Opportunities. In addition to increasing coordination of a state's activities in identifying and applying for federal grant funding, a centralized grants office or unit appears to have several other benefits. One critical benefit is the ability of a state to provide technical assistance in the development of grant applications. It also appears that several states have been able to provide structured training in the areas of grants identification and application upon the request of agency or local government staff. Furthermore, states employing a SPOC have been able to participate in national discussions of issues and policies impacting the flow of federal grant funds with other state and federal grant professionals.

States with centralized grants offices or units are providing agency staff with direct technical assistance in the development of grant proposals. For example, while individual Texas agencies maintain responsibility for initiating the grant application process, upon request the State Grants Team staff can provide technical assistance in: developing a grant application, performing a cursory comparison of an application against the project guidelines, and reviewing a rejected application. Furthermore, the State Grants Team provides several annual training seminars to enhance the proposal writing skills of state and local government employees.

Similarly, the Bureau of Grants and Contracts within the Missouri Department of Health and Senior Services (MODHSS) is mandated to provide grants writing workshops twice monthly. The workshops target program-level staff and try to build staff capacity in developing grant applications. Past workshop topics have included: "Federal Grants: Current Emphasis and Future Directions," "Making a Case in Your Grant Proposal," and "Revamping the Unfunded Proposal." The Bureau can also provide grants preparation assistance to other units within MODHSS when requested.

States using a formal federal single point of contact office also benefit from having staff participate in national meetings addressing concerns related to the federal grant application process. According to staff who have previously participated, this national conference has been an effective way to communicate problems, such as submitting comments or tracking funds, to the appropriate federal staff. Further-

more, several of these states have actively partnered with the federal government in developing the Interagency Electronic Grants Committee to address the uniform electronic submission of federal grant applications.

Automated Grants Management Systems Are Currently in Varying Degrees of Development and Use

Several State agencies have initiated development of automated systems to track the flow of grants funding. These systems development initiatives have been agency or secretariat specific, however, and do not provide a statewide perspective on how federal matching requirements impact agency operating budgets.

During the course of this review, JLARC staff identified two different State initiatives attempting to automate the grants tracking function. The Department of Emergency Management (DEM) has developed and implemented an automated system to track federal grant receipts, disbursements, commitments, and outstanding balances. DEM developed this system over the last three years using federal and non-federal funding sources within the agency to pay a contractor. The Department of Technology Planning (now the Virginia Information Technologies Agency) was not involved.

This system is designed to track those grants for which DEM is applying and for which the department received an award. The system is also linked to the agency's procurement, budget, and accounting systems. Additionally, the database is able to track the State match amount, as well as invoices related to the expenditure of both State and federal funds. Furthermore, this system has been designed to post this information into the Commonwealth Accounting and Reporting System.

As discussed earlier in this chapter, the Office of Commonwealth Preparedness is seeking to coordinate the State's use of homeland security funding. As part of this effort, OCP is developing a database specifically for tracking federal grants available through the U.S. Department of Homeland Security. While this database has not yet been officially established, it appears to be an initiative designed to expand the scope of the data currently tracked by the individual agencies. The fundamental purpose of this database is to provide equal distribution of homeland security funds across regions of the State and strategic security areas. This tracking system will also monitor grant applications from localities in order to allow OCP to minimize duplicative funding for similar projects. However, according to a deputy assistant to the Governor, this database is currently in the prototype phase.

Other states have successfully developed and implemented electronic grants notification systems. For example, the states of Texas, Maryland, and Massachusetts have implemented automated systems. These systems allow the state's budget and finance staff to notify individual agency personnel of available funding opportunities and more accurately identify and track expenditures related to federal grant programs. For the most part, these systems are accessible to State and local government personnel and are updated weekly to provide current information pertaining to both federal and private grant opportunities.

Greater Centralized Federal Grants Assistance by DPB May Be Beneficial

Virginia may be able to improve its approach to potential federal grant funding by providing greater centralization of certain functions and resources. Building on the existing efforts being provided by DPB, this function would focus on assisting State and local government personnel in all aspects of grant identification and proposal development. This approach would build on the twin strengths of expertise at the program staff level and macro-budgeting capabilities at DPB. Additionally, housing this function within DPB may lead to the development of institutionalized knowledge about federal grant activities across the State.

***Recommendation (1).* The Department of Planning and Budget may wish to consider providing greater federal grants assistance to State program staff and other entities.**

Centrally Focused Identification of Grant Opportunities Could Increase Federal Grant Funding Within the State

In addition to what is already being done at the program level, DPB could provide centralized assistance to program staff in the identification and notification of potential federal funding opportunities. Such a need was identified by JLARC staff through interviews with program staff. In order to make that function more effective, DPB staff assigned to grants management could electronically provide State program staff with information and internet links to federal grant opportunities. Having DPB staff perform this function is not designed to replace program staff also performing these activities; rather, this is to supplement and assist those activities. Staff at DPB could also monitor the *Federal Register*, as well as other print and electronic publications to identify potential federal funding opportunities, with special emphasis on discretionary grants. It may also be possible for DPB staff to identify those grants available to Virginia's localities, school divisions, and institutions of higher education that are funded either through federal pass-through or State general fund dollars.

Extensive amounts of grant information are available through federal and non-profit websites as well as other sources. Given the various automated "push" systems that are operated by the federal government, having a centralized effort within Virginia for coordinating this information would make it possible to more effectively direct potential funding opportunities to the appropriate State or local government staff.

Furthermore, greater centralization of some grants efforts would position Virginia to take advantage of future changes to the federal policies surrounding grant applications. For example, according to a member of the Interagency Electronic Government Committee, there will soon be a new federal grant submission system that will be replicable at the state level and will allow for more active tracking of grant applications throughout the federal awards process.

In order to assist State agencies in adapting to the new developments at the federal level, DBP has recently notified all State agency heads of these new requirements. Effective October 1, 2003, DPB now requires that all applications for federal grants utilize a Dun and Bradstreet identification number as well as a forthcoming requirement to establish a master grants and accounting record through the Department of Defense Central Contractor Registry. Additionally, agency heads have been asked to designate a primary federal grants contact in their agency to work with DPB in the future on federal grant revenue maximization activities.

***Recommendation (2).* The Department of Planning and Budget should consider electronically notifying State program staff and other entities of federal and State grant funding opportunities when possible.**

Assistance with Application Development May Improve Grant Proposals

The grants management staff at DPB would also be available to support agency and program staff in developing grant applications. State and federal program staff have indicated that while putting together a strong proposal is difficult and time consuming, it is critical to the success of a grant. Therefore, it may be useful to provide resources to assist agencies in preparing federal grant applications. As part of this scenario, State agency program staff would remain responsible for all aspects of the federal grant, such as illustrating how the program would further the agency's mission, while DPB staff would be available to assist the agency in the preparation of the grant on an "as needed" basis. As time permits, agency staff could request that DPB staff review completed applications, attempt to identify potential partner agencies, and assist agencies in developing the program narrative. Furthermore, DPB's other budget analysts could also provide assistance in the development of a proposed project budget for the grant application.

***Recommendation (3).* The Department of Planning and Budget may wish to provide development assistance for specific federal grant applications upon the request of State and local governments.**

DPB Grants Management Staff Would Be Responsible for Coordinating Grant Related Training

Few standards or guidelines currently exist in Virginia outlining the basic knowledge, skills, and abilities required to successfully develop a formal grant application. Grants related training opportunities could also be coordinated and publicized to the State's grant professionals by the staff at DPB on a statewide basis. A strong training program would help to enhance the skills of State and local government staff with responsibility for developing grant applications and may improve the quality of grant applications submitted.

Specific types of training that could be provided under the proposed structure include developing an effective grant proposal by writing strong abstracts, us-

ing past accomplishments to illustrate success in similar areas, and leveraging other funding streams to provide matching funds. Moreover, additional training could be provided with an emphasis on monitoring changes in federal policy and assessing how potential changes can impact current funding. The objectives of this training could include identification of trends and recent changes in categories of federal grant funding, as well as trends in grants in the private sector.

While DPB grants management staff could be responsible for coordinating this training, alternatives for providing these training activities through existing State resources also exist. For example, it may be possible to draw instructors from the State's pool of talented grant professionals that have already received formal grants management training or agencies that already provide some limited training opportunities, such as staff from the Departments of Health or Criminal Justice Services. Another alternative would be to work in partnership with the State's universities and community colleges to develop grants management training programs that would best meet the needs of the State's grant professionals.

***Recommendation (4).* The Department of Planning and Budget should coordinate and assist with formalized training on grant identification and proposal development.**

Coordination of Grant Activity Across Secretariats May Benefit State Planning

Along with the increased technical support in the grant identification and application processes, an increased focus on grants management by DPB may be able to assist in managing federal grant activities statewide. Given the increased federal requirements for coordinated service provision and competing demands for State matching dollars, an effective process needs to be established for identifying federal funding priorities. This process needs to involve input at different levels of State government. Agencies need to provide information regarding potential federal grant opportunities, and DPB grants management staff also need to play a key role in identifying existing statewide budget priorities and matching them with potential funding opportunities across agencies and institutions.

In this capacity DPB staff could provide a function similar to that of the Grants Coordination Committee in the Secretariat of Public Safety. As part of that committee's duties, the Secretary of Public Safety charged the group with sharing:

activities relating to grants that are being applied for, to determine whether other agencies should participate, assist, or have knowledge of programs that may overlap with the program for which the grant is being requested.

There are an increasing number of areas in which interagency collaboration combining different fields of research might increase the Commonwealth's ability to realize new federal grant funding or increase what the State is already receiving. While increased functional coordination resulting from the country's homeland secu-

rity efforts has produced some cooperation in the areas of public health and criminal justice, other areas of State government have not been forced to consider these types of partnerships when managing federal funds. To this end, the grants management staff could comprehensively report on how federal grant funds affect State finances. This information could then be used to supplement existing material available to the State's policy makers.

DPB Grants Management Staff Would Be Responsible for Enhanced Analysis of the State's Federal Grant Activities

DPB staff assigned grants development responsibilities could also provide comprehensive analysis on the flow of federal grant funds and associated State matching funds. While the Department of Accounts (DOA) prepares different reports providing pieces of this information, there is currently no single unified database for reporting federal grant receipts, expenditures, and State matching funds. As a result there is no formal method for forecasting the State's current and future commitments to maintaining ongoing federal programs. Requesting State program staff to electronically provide basic information about grants for which they have applied, could be used to address these issues.

Broadly, the grants management staff at DPB would be responsible for preparing an evaluation identifying: grants for which State agencies were eligible, grants for which an application was submitted, and awarded funding amounts. In addition to generally describing the State's federal grant activities, this analysis could identify the amount of general fund dollars that are obligated to federal matching requirements and possibly estimate the future effects of matching obligations on the State's overall budget commitments. Furthermore, the grants management staff could periodically review the funding strategies and methods of those states whose per capita receipt of federal funds ranks significantly above the national average to determine whether Virginia could successfully employ those same strategies.

Information concerning those grants for which the State may be eligible could be compiled electronically in conjunction with program staff. After a grant application has been submitted, the responsible program staff could then be required to electronically submit basic information about the application, including:

- name of the grant,
- a uniform grant identification number (such as the *Catalog of Federal Domestic Assistance* number),
- the amount of requested funding,
- required State matching funds,
- submission date;

- date of anticipated award,
- name of the federal awarding agency,
- name of the State agency, and
- name of the State contact person.

Additionally, agencies would be responsible for subsequently notifying the grants management staff at DPB of an award or denial of a federal grant to the agency.

This information would be used to develop a report concerning State efforts in acquiring available discretionary federal grant funds during the preceding State fiscal year and would focus on identifying potential best practices for use by State and local governments. The grants management staff would be responsible for establishing guidelines for information included in the report and assessing the effectiveness of each agency in acquiring discretionary federal funds. Furthermore, DPB could make this information available on its website and send a copy of the report to the Governor, and the House Appropriations and Senate Finance committees, annually.

***Recommendation (5).* The Department of Planning and Budget should consider developing a report based on its analysis of State government's activities in maximizing federal funding and potential best practices. The results of this assessment should be posted on the department's website.**

DPB Grants Management Function Would Reduce the Virginia Liaison Office's Grants-Related Responsibilities

Section 2.2-302 of the *Code of Virginia* establishes the Virginia Liaison Office's (VLO) responsibilities regarding the State's federal grant activity. Specifically, §2.2-302(5) of the *Code* requires the VLO to alert "State agencies and local governments to early opportunities for federal grants" and §2.2-302(10) requires the VLO to monitor and track "the status of federal grant applications submitted by State agencies." While the *Code of Virginia* does mandate some federal grants related-functions, the majority of the VLO's responsibilities correspond to monitoring federal issues that affect Virginia and working with the Governor's office and the State's congressional delegation to address those issues.

Despite VLO's statutory responsibilities concerning federal grants, staff at several State agencies told JLARC staff that they have little, if any, relationship with VLO regarding identification of and application for federal grant funding. Program staff within DSS, VDH, the Department of Emergency Management, and the Department of Motor Vehicles stated that VLO was not a source of grant information for them. In addition, the VLO director indicated that there is no way to monitor and track the status of each grant the State applies for given the resources, although the office does follow the progress of some specific grants. Instead, program

staff suggested that VLO is helpful in facilitating assistance from the State's congressional delegation.

Some of those staff who mentioned that they had no grants-related interaction with VLO added that the office is not adequately staffed to perform identification and tracking of federal grant opportunities. Since FY 1998, the VLO has operated with a staffing level of four, although non-general funds (primarily from the Commonwealth Transportation Fund) pay for about one of those positions. (As of August 2003, all four positions were filled.) A 1997 JLARC report found that the VLO's involvement in the grants area was minimal as a result of limited staff. Discussions with the current VLO director indicate that this is still the case. The labor intensity of identifying and applying for federal grants, as discussed throughout this report, would appear to support these claims.

JLARC staff contacted liaison office directors in seven other states to identify their role regarding federal grant activity (See column four of Table 8 in Chapter I). All suggested that grant identification is not a major responsibility for them or their staff. Many also said that the small sizes of their staff precluded any such activity. Most directors indicated that federal grant identification and application is better handled by program staff who are involved with those issues. One director stated that his liaison office could not add value to the identification and application process because the federal grants program is just too vast. Another added that this is not a good use of staff time because it is such a massive undertaking. Other liaison directors added that when their offices do receive grants related information, they pass that information along to what they consider to be the appropriate state agency. None of the directors stated that their offices are statutorily required to monitor and track the status of the state's grant applications.

In addition to staffing size, another factor cited by agency personnel as limiting VLO's effectiveness vis-a-vis federal grants is staff turnover resulting from the office's political nature. The VLO director is appointed by the Governor and subject to confirmation by the General Assembly. Since Virginia's governors are limited to one term in office, it is likely that the VLO director's position will be filled by someone new every four years. A deputy assistant to the Governor told JLARC staff that turnover with this frequency makes it difficult for VLO staff to develop connections with the federal staff administering grant programs.

Despite the identified shortcomings regarding VLO's grant activities, State agency staff did indicate that VLO has an important role assisting them in interacting with Virginia's congressional delegation. For example, VLO can serve an important function when issues involving changes in federal funding formulas arise or keeping members of Congress and their staffs apprised of State government's activities or needs in specific areas. As a result, DPB grants development staff should partner with the VLO whenever necessary.

Recommendation (6). The General Assembly may wish to consider amending sections 2.2-302(5) and 2.2-305(10) of the *Code of Virginia* to eliminate the Virginia Liaison Office's responsibilities concerning federal

grants. The VLO should provide assistance to the Department of Planning and Budget concerning federal grants related issues when appropriate.

Appendixes

	<u>Page</u>
Appendix A: Comparison of Per-Capita Grant Funding	A-1
Appendix B: Federal Grant Obligations Made to Virginia (Federal Fiscal Year 2002)	B-1
Appendix C: Federal Grants from Which Virginia Received No Obligations (Federal Fiscal Year 2002)	C-1
Appendix D: Potential Federal Grant Funding Opportunities.....	D-1
Appendix E: School Divisions Billing DMAS Prior to 2003 for Medicaid-Eligible Special Education Services	E-1

Appendix A
Comparison of Per-Capita Grant Funding
(Federal Fiscal Year 2001)

State	2001 Per Capita Income	Rank	Difference from Virginia	2001 Per Capita Grant Amount	Rank	Difference from Virginia
Alabama	\$24,426	42	-\$7,869	\$1,191	26	\$357
Alaska	\$30,997	14	-\$1,298	\$3,690	1	\$2,856
Arizona	\$25,479	38	-\$6,816	\$1,012	41	\$177
Arkansas	\$22,912	48	-\$9,383	\$1,290	16	\$455
California	\$32,678	10	\$383	\$1,175	28	\$340
Colorado	\$32,957	7	\$662	\$910	47	\$76
Connecticut	\$41,930	1	\$9,635	\$1,281	17	\$447
Delaware	\$32,121	12	-\$174	\$1,138	31	\$303
Florida	\$28,493	25	-\$3,802	\$855	48	\$20
Georgia	\$28,438	27	-\$3,857	\$969	44	\$134
Hawaii	\$28,554	23	-\$3,741	\$1,249	20	\$415
Idaho	\$24,257	43	-\$8,038	\$1,163	29	\$329
Illinois	\$32,755	9	\$460	\$957	46	\$122
Indiana	\$27,532	31	-\$4,763	\$962	45	\$127
Iowa	\$27,283	33	-\$5,012	\$1,052	36	\$218
Kansas	\$28,507	24	-\$3,788	\$1,012	40	\$177
Kentucky	\$25,057	39	-\$7,238	\$1,262	18	\$427
Louisiana	\$24,084	45	-\$8,211	\$1,381	15	\$547
Maine	\$26,385	35	-\$5,910	\$1,494	12	\$659
Maryland	\$34,950	5	\$2,655	\$1,432	14	\$598
Massachusetts	\$38,845	2	\$6,550	\$1,531	11	\$696
Michigan	\$29,538	18	-\$2,757	\$1,095	33	\$261
Minnesota	\$32,791	8	\$496	\$1,069	35	\$235
Mississippi	\$21,643	50	-\$10,652	\$1,493	13	\$658
Missouri	\$28,029	28	-\$4,266	\$1,227	22	\$392
Montana	\$23,532	46	-\$8,763	\$1,846	5	\$1,011

Appendix A
Comparison of Per-Capita Grant Funding
(Federal Fiscal Year 2001)

State	2001 Per-Capita Income	Rank	Difference from Virginia	2001 Per-Capita Grant Amount	Rank	Difference from Virginia
Nebraska	\$28,564	22	-\$3,731	\$1,200	24	\$366
Nevada	\$29,860	17	-\$2,435	\$722	50	-\$113
New Hampshire	\$33,928	6	\$1,633	\$1,042	37	\$207
New Jersey	\$38,153	3	\$5,858	\$1,008	42	\$173
New Mexico	\$23,162	47	-\$9,133	\$1,971	4	\$1,137
New York	\$35,884	4	\$3,589	\$1,734	7	\$899
North Carolina	\$27,418	32	-\$4,877	\$1,133	32	\$299
North Dakota	\$25,538	37	-\$6,757	\$2,000	3	\$1,165
Ohio	\$28,619	21	-\$3,676	\$1,036	39	\$201
Oklahoma	\$24,787	40	-\$7,508	\$1,194	25	\$359
Oregon	\$28,000	29	-\$4,295	\$1,259	19	\$424
Pennsylvania	\$30,617	15	-\$1,678	\$1,209	23	\$374
Rhode Island	\$29,984	16	-\$2,311	\$1,533	10	\$699
South Carolina	\$24,594	41	-\$7,701	\$1,179	27	\$344
South Dakota	\$26,301	36	-\$5,994	\$1,662	8	\$827
Tennessee	\$26,758	34	-\$5,537	\$1,235	21	\$400
Texas	\$28,486	26	-\$3,809	\$1,039	38	\$205
Utah	\$24,202	44	-\$8,093	\$1,005	43	\$170
Vermont	\$27,992	30	-\$4,303	\$1,757	6	\$922
Virginia	\$32,295	11	-	\$835	49	-
Washington	\$31,582	13	-\$713	\$1,153	30	\$318
West Virginia	\$22,725	49	-\$9,570	\$1,643	9	\$808
Wisconsin	\$28,911	19	-\$3,384	\$1,089	34	\$255
Wyoming	\$28,807	20	-\$3,488	\$2,457	2	\$1,622
United States Total	\$30,271		-\$2,024	\$1,189		\$354

Note: The 2001 per-capita income data represent the most up-to-date information available.

Sources: United States Census Bureau, *Statistical Abstract of the United States - 2002*, Table 643. United States Census Bureau, *Consolidated Federal Funds Report for Fiscal Year 2001*, Table 10.

Appendix B

Federal Grant Obligations Made to Virginia

(Federal Fiscal Year 2002)

CFDA	Progname	Federal Agency	Assistance Type	Virginia Amount FFY 2002	United States Amount FFY 2002	
1	10.001	AGRICULTURAL RESEARCH-BASIC AND APPLIED RESEARCH	USDA	Project	\$308,461	\$15,540,521
2	10.025	PLANT AND ANIMAL DISEASE, PEST CONTROL AND ANIMAL CARE	USDA	Project	\$528,001	\$869,313,213
3	10.028	WILDLIFE SERVICES	USDA	Project, Nonfinancial	\$50,000	\$5,122,483
4	10.073	CROP DISASTER PROGRAM	USDA	Direct Payments with Unrestricted Use	\$7,189,117	\$1,227,168,610
5	10.163	MARKET PROTECTION AND PROMOTION	USDA	Nonfinancial	\$19,115	\$15,966,414
6	10.200	GRANTS FOR AGRICULTURAL RESEARCH, SPECIAL RESEARCH GRANTS	USDA	Project	\$1,236,328	\$156,995,577
7	10.202	COOPERATIVE FORESTRY RESEARCH	USDA	Formula	\$577,796	\$20,685,733
8	10.203	PAYMENTS TO AGRICULTURAL EXPERIMENT STATIONS UNDER HATCH ACT	USDA	Formula	\$3,953,280	\$170,205,452
9	10.205	PAYMENTS TO 1890 LAND-GRANT COLLEGES & TUSKEGEE UNIVERSITY	USDA	Formula	\$1,914,001	\$32,665,836
10	10.206	GRANTS FOR AGRICULTURAL RESEARCH-COMPETITIVE RESEARCH GRANTS	USDA	Project	\$3,158,049	\$133,357,546
11	10.207	ANIMAL HEALTH AND DISEASE RESEARCH	USDA	Formula	\$97,419	\$4,756,987
12	10.210	FOOD & AGRICULTURE SCIENCE NATIONAL NEEDS GRADUATE FELLOWSHIP GRANTS	USDA	Project	\$276,000	\$5,337,378
13	10.212	SMALL BUSINESS INNOVATION RESEARCH	USDA	Project	\$160,000	\$15,878,149
14	10.216	1890 INSTITUTION CAPACITY BUILDING GRANTS	USDA	Project	\$1,249,765	\$16,927,491
15	10.226	SECONDARY AGRICULTURE EDUCATION GRANTS	USDA	Project	\$20,866	\$1,509,066
16	10.302	INITIATIVE FOR FUTURE AGRICULTURE AND FOOD SYSTEMS	USDA	Project	\$650,000	\$96,472,781
17	10.303	INTEGRATED PROGRAMS	USDA	Project	\$1,004,286	\$74,817,183
18	10.417	VERY LOW-INCOME HOUSING REPAIR LOANS AND GRANTS	USDA	Project	\$875,403	\$36,039,604
19	10.420	RURAL SELF-HELP HOUSING TECHNICAL ASSISTANCE	USDA	Project	\$10,000	\$24,545,012
20	10.433	RURAL HOUSING PRESERVATION GRANTS	USDA	Project	\$253,185	\$9,209,786
21	10.442	HOUSING APPLICATION PACKAGING GRANTS	USDA	Project	\$195,576	\$1,345,024
22	10.500	COOPERATIVE EXTENSION SERVICE	USDA	Formula	\$12,407,573	\$423,804,156
23	10.553	SCHOOL BREAKFAST PROGRAM	USDA	Formula	\$28,438,129	\$1,567,254,085
24	10.555	NATIONAL SCHOOL LUNCH PROGRAM	USDA	Formula	\$129,515,579	\$6,766,512,216
25	10.556	SPECIAL MILK PROGRAM FOR CHILDREN	USDA	Formula	\$262,588	\$16,077,666
26	10.557	SPECIAL SUPPLEMENTAL FOOD PROGRAM FOR WOMEN, INFANTS, AND CHILDREN	USDA	Formula	\$75,231,012	\$4,338,396,182
27	10.558	CHILD AND ADULT CARE FOOD PROGRAM	USDA	Formula	\$23,628,897	\$1,851,393,030
28	10.559	SUMMER FOOD SERVICE PROGRAM FOR CHILDREN	USDA	Formula	\$3,886,190	\$258,494,894
29	10.560	STATE ADMINISTRATIVE EXPENSES FOR CHILD NUTRITION	USDA	Formula	\$1,314,322	\$132,196,790
30	10.561	STATE ADMINISTRATIVE MATCHING GRANTS FOR FOOD STAMP PROGRAM	USDA	Formula	\$70,278,889	\$2,359,758,821
31	10.568	EMERGENCY FOOD ASSISTANCE PROGRAM-ADMINISTRATION COSTS	USDA	Formula	\$967,755	\$53,259,038
32	10.569	EMERGENCY FOOD ASSISTANCE PROGRAM-FOOD COMMODITIES	USDA	Formula	\$1,914,733	\$93,271,159
33	10.570	NUTRITION SERVICES INCENTIVE	USDA	Formula	\$2,254,743	\$154,487,594
34	10.603	EMERGING MARKETS PROGRAM	USDA	Direct Payments for Specified Use	\$457,185	\$4,978,199
35	10.652	FORESTRY RESEARCH	USDA	Project	\$1,545,043	\$16,446,112
36	10.664	COOPERATIVE FORESTRY ASSISTANCE	USDA	Formula	\$7,942,825	\$148,809,351
37	10.760	WATER AND WASTE DISPOSAL SYSTEM FOR RURAL COMMUNITIES	USDA	Project	\$23,922,810	\$914,445,223
38	10.761	TECHNICAL ASSISTANCE AND TRAINING GRANTS	USDA	Project	\$6,149,300	\$19,905,124
39	10.762	SOLID WASTE MANAGEMENT GRANTS	USDA	Project	\$850,000	\$3,866,974
40	10.766	COMMUNITY FACILITIES LOANS AND GRANTS	USDA	Project	\$1,296,630	\$66,143,794
41	10.769	RURAL BUSINESS ENTERPRISE GRANTS	USDA	Project	\$995,138	\$45,729,109
42	10.771	RURAL COOPERATIVE DEVELOPMENT GRANTS	USDA	Project	\$299,980	\$8,250,000
43	10.773	RURAL BUSINESS OPPORTUNITY GRANTS (RBOG)	USDA	Project	\$99,587	\$5,188,901
44	10.QSP	QUALITY SAMPLES PROGRAM	USDA	Unknown	\$90,000	\$1,489,714
45	11.112	EXPORT PROMOTION-MARKET DEVELOPMENT COOPERATOR	COMM	Project	\$580,000	\$2,465,371
46	11.114	SPECIAL AMERICAN BUSINESS INTERNSHIP TRAINING PROGRAM	COMM	Project	\$135,400	\$1,668,900
47	11.300	GRANTS FOR PUBLIC WORKS & ECONOMIC DEVELOPMENT FACILITIES	COMM	Project	\$8,400,000	\$215,356,566
48	11.302	ECONOMIC DEVELOPMENT-SUPPORT FOR PLANNING ORGANIZATIONS	COMM	Project	\$685,018	\$46,864,990
49	11.303	ECONOMIC DEVELOPMENT-TECHNICAL ASSISTANCE	COMM	Project	\$2,499,000	\$22,435,214
50	11.307	ECONOMIC ADJUSTMENT ASSISTANCE	COMM	Project	\$173,000	\$56,257,367

Appendix B

Federal Grant Obligations Made to Virginia

(Federal Fiscal Year 2002)

CFDA	Progname	Federal Agency	Assistance Type	Virginia Amount FFY 2002	United States Amount FFY 2002
51	11.405	ANADROMOUS FISH CONSERVATION ACT PROGRAM	COMM Project	\$92,566	\$2,006,098
52	11.407	INTERJURISDICTIONAL FISHERIES ACT OF 1986	COMM Formula	\$149,292	\$3,175,872
53	11.417	SEA GRANT SUPPORT	COMM Project	\$2,399,512	\$62,797,089
54	11.419	COASTAL ZONE MANAGEMENT ADMINISTRATION AWARDS	COMM Formula	\$3,334,100	\$202,504,450
55	11.420	COASTAL ZONE MANAGEMENT ESTUARINE RESEARCH RESERVES	COMM Project	\$839,760	\$22,336,827
56	11.427	FISHERIES DEV & UTILIZATION R&D GRANTS & CO-OP AGREEMENTS PROGRAM	COMM Project	\$456,206	\$2,905,678
57	11.429	MARINE SANCTUARY PROGRAM	COMM Project	\$2,050,000	\$3,564,728
58	11.431	CLIMATE AND ATMOSPHERIC RESEARCH	COMM Project	\$215,281	\$43,783,229
59	11.440	ENVIRONMENTAL SCIENCES, APPLICATIONS, DATA AND EDUCATION	COMM Project	\$128,746	\$9,450,810
60	11.450	INTEGRATED FLOOD OBSERVING AND WARNING SYSTEM	COMM Project	\$80,000	\$3,505,480
61	11.454	UNALLIED MANAGEMENT PROJECTS	COMM Project	\$296,814	\$2,850,860
62	11.455	COOPERATIVE SCIENCE AND EDUCATION PROGRAM	COMM Project	\$150,000	\$4,865,571
63	11.457	CHESAPEAKE BAY STUDIES	COMM Project	\$717,211	\$4,115,735
64	11.460	SPECIAL OCEANIC AND ATMOSPHERIC PROJECTS	COMM Project	\$32,000	\$18,082,833
65	11.463	HABITAT CONSERVATION	COMM Project	\$3,270,000	\$45,555,258
66	11.469	CONGRESSIONALLY IDENTIFIED CONSTRUCTION PROJECTS	COMM Project	\$5,039,000	\$23,311,200
67	11.474	ATLANTIC COASTAL FISHERIES COOPERATIVE MANAGEMENT ACT	COMM Project	\$370,299	\$7,074,801
68	11.478	CENTER FOR SPONSORED COASTAL OCEAN RESEARCH-COASTAL OCEAN PROGRAM	COMM Project	\$383,191	\$16,314,538
69	11.550	PUBLIC TELECOMMUNICATIONS FACILITIES - PLANNING AND CONSTRUCTION	COMM Project	\$1,162,911	\$45,947,187
70	11.552	TECHNOLOGY OPPORTUNITIES	COMM Project	\$705,000	\$12,790,742
71	11.609	MEASUREMENT & ENGINEERING RESEARCH & STANDARDS	COMM Project	\$14,158,709	\$62,698,670
72	11.611	MANUFACTURING EXTENSION PARTNERSHIP	COMM Nonfinancial	\$1,276,799	\$93,083,425
73	11.612	ADVANCED TECHNOLOGY PROGRAM	COMM Project	\$8,247,394	\$156,856,697
74	12.114	COLLABORATIVE RESEARCH AND DEVELOPMENT	DOD Project	\$3,000	\$2,533,406
75	12.300	BASIC AND APPLIED SCIENTIFIC RESEARCH	DOD Project	\$1,544,182	\$26,608,496
76	12.400	MILITARY CONSTRUCTION, NATIONAL GUARD	DOD Project	\$3,618,297	\$77,954,821
77	12.401	NATIONAL GUARD MILITARY OPERATIONS & MAINTENANCE PROJECTS	DOD Project	\$20,581,730	\$763,756,288
78	12.402	NATIONAL GUARD SPECIAL MILITARY OPERATION & PROJECTS	DOD Unknown	\$100,000	\$24,840,309
79	12.404	NATIONAL GUARD CIVILIAN YOUTH OPPORTUNITIES	DOD Formula	\$1,712,000	\$59,945,532
80	12.420	MILITARY MEDICAL RESEARCH AND DEVELOPMENT	DOD Project	\$6,264,140	\$514,586,386
81	12.431	BASIC SCIENTIFIC RESEARCH	DOD Project	\$5,759,323	\$185,765,448
82	12.630	BASIC APPLIED AND ADVANCED RESEARCH IN SCIENCE AND ENGINEERING	DOD Project	\$677,984	\$30,808,691
83	12.800	AIR FORCE DEFENSE RESEARCH SCIENCE PROGRAM	DOD Project	\$7,261,121	\$293,949,277
84	12.901	MATHEMATICAL SCIENCES GRANTS PROGRAM	DOD Project	\$371,751	\$25,737,565
85	12.902	INFORMATION SECURITY GRANT PROGRAM	DOD Project	\$471,309	\$2,493,128
86	12.910	RESEARCH AND TECHNOLOGY DEVELOPMENT	DOD Project	\$5,234,168	\$327,743,397
87	12.DSA	DSW MISCELLANEOUS RESEARCH	DOD Unknown	\$5,962,000	\$5,962,000
88	12.RED	ASSISTANCE TO THE RED CROSS VIA DDSW	DOD Unknown	\$4,989,000	\$4,989,000
89	14.185	HOMEOWNERSHIP AND OPPORTUNITY FOR PEOPLE EVERYWHERE (HOPE 2)	HUD Unknown	\$4,698	\$83,513
90	14.218	COMMUNITY DEVELOPMENT BLOCK GRANTS/ENTITLEMENT GRANTS	HUD Formula	\$46,561,328	\$3,258,506,229
91	14.227	CDBG/SECRETARY'S DISCRETIONARY FUND/COMMUNITY DEVELOPMENT TECH ASSIST	HUD Project	\$62,483	\$3,942,927
92	14.228	COMMUNITY DEVELOPMENT BLOCK GRANTS/STATE'S PROGRAM	HUD Formula	\$25,536,588	\$1,199,521,899
93	14.237	HISTORICALLY BLACK COLLEGES AND UNIVERSITIES PROGRAM	HUD Project	\$493,598	\$10,102,273
94	14.238	SHELTER PLUS CARE	HUD Project	\$538,257	\$31,913,221
95	14.239	HOME INVESTMENT PARTNERSHIPS PROGRAM	HUD Formula	\$25,231,909	\$1,464,431,515
96	14.244	EMPOWERMENT ZONES PROGRAM	HUD Project	\$2,416,766	\$18,759,543
97	14.401	FAIR HOUSING ASSISTANCE PROGRAM-STATE AND LOCAL	HUD Project	\$359,600	\$23,078,333
98	14.409	FAIR HOUSING INITIATIVES PROGRAM (FHIP) EDUCATION AND OUTREACH INITIATIVE	HUD Project	\$961,819	\$8,381,798
99	14.506	GENERAL RESEARCH AND TECHNOLOGY ACTIVITY	HUD Project	\$837,463	\$17,204,049
100	14.858	HOPE FOR PUBLIC AND INDIAN HOUSING HOMEOWNERSHIP	HUD Unknown	\$205,810	\$3,125,035

Appendix B

Federal Grant Obligations Made to Virginia

(Federal Fiscal Year 2002)

CFDA	Programe	Federal Agency	Assistance Type	Virginia Amount FFY 2002	United States Amount FFY 2002	
101	14.859	PUBLIC AND INDIAN HOUSING-COMPREHENSIVE GRANT PROGRAM	HUD	Unknown	\$4,532	\$18,176,231
102	14.871	SECTION 8 HOUSING CHOICE VOUCHERS	HUD	Direct Payments for Specified Use	\$366,104,003	\$18,498,524,013
103	14.872	PUBLIC HOUSING CAPITAL FUNDS	HUD	Formula	\$49,997,993	\$3,767,194,997
104	14.900	LEAD ABATEMENT GRANT	HUD	Project	\$429,869	\$11,135,702
105	15.224	CULTURAL RESOURCE MANAGEMENT	DOI	Project	\$128,120	\$2,646,409
106	15.250	REGULATION OF SURFACE COAL MINING & SURFACE EFFECTS OF UNDERGRD MINING	DOI	Project	\$3,150,722	\$17,050,225
107	15.504	WATER RECLAMATION AND REUSE PROGRAM	DOI	Formula	\$1,105,000	\$40,975,977
108	15.605	SPORT FISH RESTORATION	DOI	Formula	\$2,622,452	\$25,848,344
109	15.611	WILDLIFE RESTORATION	DOI	Formula	\$2,799,210	\$10,155,333
110	15.615	COOPERATIVE ENDANGERED SPECIES CONSERVATION FUND	DOI	Project	\$25,500	\$1,207,434
111	15.622	SPORT FISHING AND BOATING SAFETY ACT	DOI	Project	\$126,525	\$2,846,715
112	15.623	NORTH AMERICAN WETLANDS CONSERVATION FUND (NAWCF)	DOI	Project	\$1,000,000	\$18,103,058
113	15.805	ASSISTANCE TO STATE WATER RESOURCES RESEARCH INSTITUTES	DOI	Formula	\$434,264	\$5,552,084
114	15.807	EARTHQUAKE HAZARDS REDUCTION PROGRAM	DOI	Project	\$48,903	\$8,240,304
115	15.808	GEOLOGICAL SURVEY-RESEARCH AND DATA ACQUISITION	DOI	Project	\$418,944	\$38,228,984
116	15.809	NTL. SPATIAL DATA INFRASTRUCTURE COOPERATIVE AGREEMENTS PROG.	DOI	Project	\$6,000	\$375,567
117	15.810	NATIONAL COOPERATIVE GEOLOGIC MAPPING PROGRAM (STATEMAP & EPMAP)	DOI	Project	\$31,628	\$7,414,919
118	15.919	URBAN PARK AND RECREATION RECOVERY PROGRAM	DOI	Project	\$599,225	\$2,454,168
119	15.926	AMERICAN BATTLEFIELD PROTECTION	DOI	Project	\$50,000	\$493,500
120	15.AAI	SAVE AMERICA'S TREASURES	DOI	Unknown	\$366,000	\$3,308,456
121	15.BBT	ENDANGERED SPECIES ACT	DOI	Unknown	\$85,000	\$4,238,962
122	15.DAK	WILDLIFE MANAGEMENT (OTHER THAN SIKES ACT)	DOI	Unknown	\$187,000	\$6,453,752
123	15.DAL	RANGELAND RESOURCES	DOI	Unknown	\$85,000	\$1,824,366
124	15.DAX	FIRE NATIONAL FIRE PLAN PROJECTS	DOI	Unknown	\$33,203	\$8,283,909
125	15.FFA	FISHERIES	DOI	Unknown	\$6,681,566	\$29,474,729
126	15.FFB	FISH AND WILDLIFE ENHANCEMENT	DOI	Unknown	\$2,622,814	\$68,152,362
127	15.FFC	WILDLIFE STUDIES	DOI	Unknown	\$1,058,683	\$15,127,655
128	15.FFD	EXTERNAL AFFAIRS	DOI	Unknown	\$54,515	\$836,354
129	16.007	STATE DOMESTIC PREPAREDNESS EQUIPMENT SUPPORT PROGRAM	DOJ	Formula	\$10,858,000	\$351,096,493
130	16.008	STATE AND LOCAL DOMESTIC PREPAREDNESS TRAINING PROGRAM	DOJ	Project	\$2,108,191	\$73,812,398
131	16.108	AMERICANS W/DISABILITIES ACT - TECHNICAL ASSISTANCE	DOJ	Project, Nonfinancial	\$125,000	\$121,635
132	16.110	EDUC AND ENFORCEMENT OF THE ANTIDISCR. PROVISION OF THE IMMIG. AND NAT.	DOJ	Project, Nonfinancial	\$60,000	\$886,361
133	16.523	JUVENILE ACCOUNTABILITY INCENTIVE BLOCK GRANTS	DOJ	Project / Formula	\$4,586,800	\$193,640,527
134	16.524	LEGAL ASSISTANCE FOR VICTIMS	DOJ	Project	\$1,742,530	\$38,632,049
135	16.529	EDUCATION & TRAINING TO END VIOLENCE AGAINST & ABUSE OF WOMEN W/DISABILIT	DOJ	Project	\$498,647	\$6,828,186
136	16.530	GRANTS TO ENCOURAGE ARREST & POLICIES	DOJ	Unknown	\$1,901,446	\$58,591,904
137	16.540	JUVENILE JUSTICE AND DELINQUENCY PREVENTION ALLOCATION TO STATES	DOJ	Project / Formula	\$2,511,116	\$137,123,736
138	16.541	JUVENILE JUSTICE AND DELINQUENCY PREVENTION SPECIAL EMPHASIS	DOJ	Project	\$3,446,480	\$52,546,155
139	16.542	NATIONAL INSTITUTE FOR JUVENILE JUSTICE AND DELINQUENCY PREVENTION	DOJ	Project	\$1,050,541	\$72,013,760
140	16.543	MISSING CHILDREN'S ASSISTANCE	DOJ	Project	\$25,485,900	\$36,004,815
141	16.544	GANG-FREE SCHOOLS AND COMMUNITIES-COMMUNITY BASED GANG INTERVENTION	DOJ	Project	\$182,000	\$8,889,199
142	16.548	TITLE V-DELINQUENCY PREVENTION PROGRAM	DOJ	Formula	\$403,136	\$30,531,196
143	16.550	STATE JUSTICE STATISTICS PROGRAM FOR STATISTICAL ANALYSIS CENTERS	DOJ	Project	\$717,345	\$6,120,362
144	16.560	NATIONAL INSTITUTE OF JUSTICE RESEARCH, EVALUAT. & DEVEL. PROJECT GRANTS	DOJ	Project	\$2,325,848	\$178,319,529
145	16.563	CORRECTIONS & LAW ENFORCEMENT FAMILY SUPPORT	DOJ	Project	\$185,000	\$1,302,679
146	16.575	CRIME VICTIM ASSISTANCE	DOJ	Formula	\$9,116,590	\$377,940,748
147	16.576	CRIME VICTIM COMPENSATION	DOJ	Formula	\$611,000	\$93,957,000
148	16.579	BYRNE FORMULA GRANT PROGRAM	DOJ	Formula	\$10,487,036	\$432,451,518
149	16.580	BYRNE MEMORIAL STATE AND LOCAL LAW ENFORCE. ASSIST. DISCRETIONARY GRANT	DOJ	Project	\$62,224,232	\$335,211,775
150	16.582	CRIME VICTIM ASSISTANCE-DISCRETIONARY GRANTS	DOJ	Project	\$18,841,785	\$62,730,486

Appendix B

Federal Grant Obligations Made to Virginia

(Federal Fiscal Year 2002)

CFDA	Programe	Federal Agency	Assistance Type	Virginia Amount FFY 2002	United States Amount FFY 2002	
151	16.585	DRUG COURT DISCRETIONARY GRANT PROGRAM	DOJ	Project	\$5,965,245	\$45,348,594
152	16.586	VIOLENT OFFENDER INCARCERATION & TRUTH IN SENTENCING INCENTIVE GRANTS	DOJ	Formula	\$1,999,971	\$61,235,744
153	16.588	VIOLENCE AGAINST WOMEN FORMULA GRANTS	DOJ	Formula	\$3,230,570	\$145,758,152
154	16.592	LOCAL LAW ENFORCEMENT BLOCK GRANTS PROGRAM	DOJ	Formula	\$9,620,191	\$425,450,798
155	16.593	RESIDENTIAL SUBSTANCE ABUSE TREATMENT FOR STATE PRISONERS	DOJ	Formula	\$1,269,946	\$61,957,353
156	16.595	EXECUTIVE OFFICE FOR WEED AND SEED	DOJ	Project	\$1,449,929	\$60,918,809
157	16.606	STATE CRIMINAL ALIEN ASSISTANCE PROGRAM	DOJ	Direct Payments with Unrestricted Use	\$6,464,266	\$536,678,295
158	16.608	TRIBAL COURT ASSISTANCE PROGRAM	DOJ	Project	\$1,000,001	\$14,377,252
159	16.609	COMMUNITY PROSECUTION AND PROJECT SAFE NEIGHBORHOODS	DOJ	Project	\$3,289,677	\$64,716,022
160	16.710	PUBLIC SAFETY PARTNERSHIP AND COMMUNITY POLICING GRANTS	DOJ	Project	\$30,151,954	\$607,074,314
161	16.726	JUVENILE MENTORING PROGRAM (JUMP)	DOJ	Project	\$413,912	\$24,696,761
162	16.727	ENFORCING UNDERAGE DRINKING LAWS PROGRAM	DOJ	Project	\$360,000	\$22,192,867
163	16.729	DRUG-FREE COMMUNITIES SUPPORT PROGRAM GRANTS	DOJ	Project	\$561,844	\$49,807,018
164	16.732	NATIONAL EVALUATION OF THE SAFE SCHOOLS - HEALTHY STUDENTS INITIATIVE	DOJ	Project	\$1,000,000	\$11,204,674
165	16.AAF	MISCELLANEOUS JUSTICE PROGRAM-CHILD ABUSE TRAINING	DOJ	Unknown	\$1,497,000	\$1,497,000
166	17.002	LABOR FORCE STATISTICS	DOL	Project	\$1,862,497	\$82,979,867
167	17.005	COMPENSATION AND WORKING CONDITIONS	DOL	Project	\$112,678	\$5,483,625
168	17.203	LABOR CERTIFICATION FOR ALIEN WORKERS	DOL	Nonfinancial	\$3,731,015	\$133,756,025
169	17.207	EMPLOYMENT SERVICE	DOL	Formula	\$18,907,413	\$846,025,363
170	17.225	UNEMPLOYMENT INSURANCE	DOL	Formula	\$45,272,551	\$2,918,926,636
171	17.235	SENIOR COMMUNITY SERVICE EMPLOYMENT PROGRAM	DOL	Project / Formula	\$137,456,273	\$441,453,763
172	17.245	TRADE ADJUSTMENT ASSISTANCE-WORKERS	DOL	Direct Payments with Unrestricted Use	\$13,640,790	\$403,820,758
173	17.257	ONE-STOP CAREER CENTER INITIATIVE	DOL	Project	\$6,581,003	\$118,126,717
174	17.258	WIA ADULT PROGRAM	DOL	Formula	\$12,165,801	\$951,303,635
175	17.259	WIA YOUTH ACTIVITIES	DOL	Formula	\$16,536,835	\$1,211,087,369
176	17.260	WIA DISLOCATED WORKERS	DOL	Formula	\$16,799,124	\$1,393,620,912
177	17.261	EMPLOYMENT AND TRAINING ADMINISTRATION PILOTS, DEMOS & RESEARCH	DOL	Project	\$4,357,701	\$82,934,111
178	17.262	EMPLOYMENT AND TRAINING ADMINISTRATION EVALUATIONS	DOL	Project	\$103,078	\$43,010,914
179	17.263	YOUTH OPPORTUNITY GRANTS	DOL	Project	\$632	\$249,891,205
180	17.265	NATIVE AMERICAN EMPLOYMENT AND TRAINING	DOL	Formula	\$213,717	\$45,324,915
181	17.267	WIA INCENTIVES GRANT-SECTION503 GRANTS TO STATES	DOL	Project	\$250,000	\$26,562,709
182	17.502	OCCUPATIONAL SAFETY AND HEALTH - SUSAN HARWOOD TRAINING GRANTS	DOL	Project	\$465,863	\$12,793,150
183	17.503	OCCUPATIONAL SAFETY AND HEALTH-STATE PROGRAM	DOL	Project	\$3,120,880	\$89,824,961
184	17.504	CONSULTATION AGREEMENTS	DOL	Project	\$899,598	\$47,646,536
185	17.600	MINE HEALTH AND SAFETY GRANTS	DOL	Project	\$263,581	\$7,800,002
186	17.720	EMPLOYMENT PROGRAMS FOR PEOPLE WITH DISABILITIES	DOL	Project, Direct Pymnts for Specified Use	\$747,807	\$18,126,414
187	17.801	DISABLED VETERANS OUTREACH PROGRAM	DOL	Formula	\$1,943,000	\$79,477,200
188	17.804	LOCAL VETERANS EMPLOYMENT REPRESENTATIVE PROGRAM	DOL	Formula	\$1,259,000	\$75,948,000
189	19.400	EDUCATIONAL EXCHANGE-GRADUATE STUDENTS (FULBRIGHT PROGRAM)	STATE	Project	\$1,651,745	\$63,839,939
190	19.401	EDUCATIONAL EXCHANGE -UNIVERSITY LECTURES & RESEARCH SCHOLARS	STATE	Project	\$1,399,302	\$42,254,323
191	19.402	INTERNATIONAL VISITORS PROGRAM	STATE	Project	\$256,358	\$49,863,030
192	19.403	AMERICAN COUNCIL OF YOUNG POLITICAL LEADERS	STATE	Project	\$27,622	\$733,950
193	19.405	COLLEGE AND UNIVERSITY PARTNERSHIPS PROGRAM	STATE	Project	\$149,591	\$6,136,150
194	19.407	TEACHER EXCHANGE-NEW INDEPENDENT STATES (NIS)	STATE	Project	\$287,432	\$4,075,000
195	19.410	EDUCATIONAL EXCHANGE-CONGRESS BUILDING YOUTH EXCHANGE	STATE	Project	\$115,568	\$2,908,000
196	19.411	EDUCATIONAL EXCHANGE-NIS SECONDARY SCHOOL INITIATIVE	STATE	Project	\$314,800	\$14,455,200
197	19.413	CULTURAL EXCHANGE(PERFORMING ARTS)	STATE	Project	\$22,098	\$1,321,472
198	19.414	CULTURAL EXCHANGE(VISUAL ARTS)	STATE	Project	\$14,732	\$880,978
199	19.415	PROFESSIONAL EXCHANGES-ANNUAL OPEN GRANT	STATE	Project	\$81,776	\$8,773,236
200	19.421	EXCHANGE-ENGLISH LANGUAGE FELLOW PROGRAM	STATE	Project	\$60,000	\$1,458,496

Appendix B

Federal Grant Obligations Made to Virginia

(Federal Fiscal Year 2002)

CFDA	Progname	Federal Agency	Assistance Type	Virginia Amount FFY 2002	United States Amount FFY 2002
201	19.422	EDUCATIONAL EXCHANGE-TEACHING EXCELLENCE AWARDS PROGRAM	STATE Project	\$30,642	\$762,885
202	19.424	EDUCATIONAL PARTNERSHIPS PROGRAM	STATE Project	\$127,961	\$1,665,000
203	19.425	BENJAMIN GILMAN INTERNATIONAL SCHOLARSHIP	STATE Direct Payments for Specified Use	\$25,000	\$1,500,000
204	20.005	BOATING SAFETY FINANCIAL ASSISTANCE	USDOT Project / Formula	\$1,346,727	\$58,847,328
205	20.106	AIRPORT IMPROVEMENT PROGRAM	USDOT Project	\$93,211,493	\$2,830,499,343
206	20.108	AVIATION RESEARCH GRANTS	USDOT Project	\$205,696	\$14,857,074
207	20.205	HIGHWAY PLANNING AND CONSTRUCTION	USDOT Project / Formula	\$1,002,383,347	\$32,318,999,995
208	20.219	RECREATIONAL TRAILS PROGRAM	USDOT Formula	\$55,000	\$53,398
209	20.312	HIGH SPEED GROUND TRANSPORT-NEXT GENERATION HIGH SPEED RAIL PROGRAM	USDOT Project	\$676,126	\$5,203,626
210	20.500	FEDERAL TRANSIT-CAPITAL INVESTMENT GRANTS	USDOT Project / Formula	\$26,325,875	\$2,609,682,508
211	20.507	FEDERAL TRANSIT FORMULA GRANTS	USDOT Formula	\$59,974,261	\$3,881,364,659
212	20.509	FORMULA GRANTS FOR OTHER THAN URBANIZED AREAS	USDOT Formula	\$9,344,240	\$220,638,134
213	20.516	JOB ACCESS-REVERSE COMMUTE	USDOT Project	\$1,419,566	\$41,156,556
214	20.600	STATE AND COMMUNITY HIGHWAY SAFETY	USDOT Formula	\$7,917,032	\$193,342,302
215	20.604	SAFETY INCENTIVE GRANTS FOR USE OF SEAT BELTS	USDOT Project	\$853,772	\$75,707,438
216	20.701	UNIVERSITY TRANSPORTATION CENTERS PROGRAM	USDOT Project	\$1,740,400	\$22,070,600
217	20.999	DOT MISCELLANEOUS GRANT AWARDS	USDOT Unknown	\$2,487,540	\$101,112,566
218	21.008	LOW-INCOME TAXPAYER CLINICS	USDOT Project	\$248,336	\$6,998,948
219	23.011	APPALACHIAN STATE RESEARCH, TECHNICAL ASSISTANCE, AND DEMO PROJECTS	ARC Project	\$3,638,223	\$98,304,808
220	30.002	EMPLOYMENT DISCRIMINATION STATE & LOCAL FAIR EMPLOYMENT PRACTICES	EEOC Direct Payments for Specified Use	\$229,000	\$27,992,300
221	34.002	LABOR MANAGEMENT COOPERATION	FMCS Project	\$39,952	\$2,770,980
222	43.AAA	RESEARCH GRANTS FOR THE SPACE PROGRAM	NASA Unknown	\$47,951,999	\$1,100,124,602
223	45.004	PROMOTION OF THE ARTS LITERATURE	NFAH Unknown	\$45	\$14,476
224	45.005	PROMOTION OF THE ARTS MUSIC	NFAH Unknown	\$4,006	\$113,572
225	45.012	PROMOTION OF THE ARTS MUSEUMS	NFAH Unknown	\$1,541	\$307,402
226	45.014	PROMOTION OF THE ARTS OPERA AND MUSICAL THEATRE	NFAH Unknown	\$7,200	\$106,572
227	45.015	PROMOTION OF THE ARTS FOLK ARTS	NFAH Unknown	\$224	\$109,573
228	45.024	PROMOTION OF THE ARTS-GRANTS TO ORGANIZATIONS AND INDIVIDUALS	NFAH Project	\$261,057	\$38,266,927
229	45.025	PROMOTION OF THE ARTS-PARTNERSHIP AGREEMENTS	NFAH Formula	\$591,000	\$39,975,181
230	45.026	PROMOTION OF THE ARTS-LEADERSHIP INITIATIVES	NFAH Project	\$35,000	\$4,207,008
231	45.027	PROMOTION OF THE ARTS-CHALLENGE AMERICA GRANTS	NFAH Project	\$50,000	\$8,517,000
232	45.129	PROMOTION OF THE HUMANITIES-FEDERAL/STATE PARTNERSHIP	NFAH Project	\$654,990	\$32,748,313
233	45.130	PROMOTION OF THE HUMANITIES-CHALLENGE GRANTS	NFAH Project	\$250,000	\$13,137,991
234	45.149	PROMOTION OF THE HUMANITIES-DIVISION OF PRESERVATION AND ACCESS	NFAH Project	\$78,552	\$17,872,711
235	45.159	HUMANITIES FELLOWS	NFAH Unknown	\$8,000	\$48,000
236	45.160	PROMOTION OF THE HUMANITIES-FELLOWSHIPS AND STIPENDS	NFAH Project	\$180,000	\$6,919,000
237	45.161	PROMOTION OF THE HUMANITIES-RESEARCH	NFAH Project	\$450,000	\$7,590,629
238	45.162	PROMOTION OF THE HUMANITIES-EDUCATION DEVELOPMENT AND DEMONSTRATION	NFAH Project	\$398,265	\$4,495,084
239	45.163	PROMOTION OF THE HUMANITIES-SEMINARS AND INSTITUTES	NFAH Project	\$310,029	\$5,742,255
240	45.164	PROMOTION OF THE HUMANITIES-PUBLIC PROGRAMS	NFAH Project	\$583,105	\$13,479,388
241	45.167	PROMOTION OF THE HUMANITIES-EXTENDING REACH GRANTS TO PRESIDENTIALLY	NFAH Project	\$98,985	\$1,011,191
242	45.301	INSTITUTE OF MUSEUM AND LIBRARY SERVICES	NFAH Direct Payments with Unrestricted Use	\$730,039	\$15,505,400
243	45.302	MUSEUM ASSESSMENT PROGRAM	NFAH Direct Payments for Specified Use	\$2,970	\$378,675
244	45.303	CONSERVATION PROJECT SUPPORT	NFAH Project	\$24,700	\$2,378,802
245	45.304	CONSERVATION ASSESSMENT PROGRAM	NFAH Direct Payments for Specified Use	\$18,950	\$795,550
246	45.310	STATE LIBRARY PROGRAM	NFAH Formula	\$3,625,325	\$151,873,783
247	45.312	IMLS NATIONAL LEADERSHIP GRANTS	NFAH Project	\$1,125,000	\$40,943,139
248	47.041	ENGINEERING GRANTS	NSF Project	\$16,657,065	\$518,665,247
249	47.049	MATHEMATICAL AND PHYSICAL SCIENCES	NSF Project	\$70,352,479	\$995,697,524
250	47.050	GEOSCIENCES	NSF Project	\$9,258,909	\$640,490,736

Appendix B

Federal Grant Obligations Made to Virginia

(Federal Fiscal Year 2002)

CFDA	Progname	Federal Agency	Assistance Type	Virginia Amount FFY 2002	United States Amount FFY 2002	
251	47.070	COMPUTER AND INFORMATION SCIENCE AND ENGINEERING (CISE)	NSF	Project	\$10,201,997	\$537,387,327
252	47.074	BIOLOGICAL SCIENCES	NSF	Project	\$12,909,262	\$527,928,490
253	47.075	SOCIAL BEHAVIORAL AND ECONOMIC SCIENCES	NSF	Project	\$20,230,633	\$175,747,758
254	47.076	EDUCATION AND HUMAN RESOURCES	NSF	Project	\$22,391,788	\$909,450,291
255	47.078	POLAR PROGRAMS	NSF	Project	\$2,357,234	\$122,256,318
256	59.037	SMALL BUSINESS DEVELOPMENT CENTER	SBA	Nonfinancial	\$303,016	\$2,802,358
257	59.043	WOMEN'S BUSINESS OWNERSHIP ASSISTANCE	SBA	Project	\$150,000	\$11,883,314
258	59.046	MICROLOAN DEMONSTRATION PROGRAM	SBA	Formula	\$870,913	\$30,846,077
259	59.AAA	MISCELLANEOUS GRANTS	SBA	Unknown	\$5,161,370	\$84,062,184
260	60.001	SMITHSONIAN INSTITUTION ACADEMIC PROGRAMS	SBA	Project	\$30,610	\$825,673
261	64.014	VETERANS STATE DOMICILIARY CARE	VETSAFF	Formula	\$357,759	\$24,389,258
262	64.015	VETERANS STATE NURSING HOME CARE	VETSAFF	Formula	\$3,235,572	\$297,879,100
263	64.016	VETERANS STATE HOSPITAL CARE	VETSAFF	Formula	\$121,199	\$26,897,622
264	66.001	AIR POLLUTION CONTROL PROGRAM SUPPORT	EPA	Project	\$2,735,322	\$81,061,727
265	66.032	STATE INDOOR RADON GRANTS	EPA	Project	\$69,532	\$6,545,697
266	66.034	SURVEYS, STUDIES INVESTIGATIONS & SPECIAL PURPOSE RELATING CLEAN AIR ACT	EPA	Project	\$150,014	\$22,229,745
267	66.419	WATER POLLUTION CONTROL-STATE AND INTERSTATE PROGRAM SUPPORT	EPA	Formula	\$3,260,708	\$86,488,829
268	66.432	STATE PUBLIC WATER SYSTEM SUPERVISION	EPA	Formula	\$2,073,500	\$57,752,676
269	66.454	WATER QUALITY MANAGEMENT PLANNING	EPA	Formula	\$56,745	\$14,701,316
270	66.458	CAPITALIZATION GRANTS FOR STATE REVOLVING FUNDS	EPA	Formula	\$27,330,865	\$1,332,571,030
271	66.460	NONPOINT SOURCE IMPLEMENTATION GRANTS	EPA	Formula	\$4,561,100	\$198,704,892
272	66.461	WETLANDS GRANTS	EPA	Project	\$698,977	\$11,126,785
273	66.463	WATER QUALITY COOPERATIVE AGREEMENTS	EPA	Project	\$1,520,719	\$15,624,400
274	66.466	CHESAPEAKE BAY PROGRAM	EPA	Project	\$3,703,373	\$14,152,624
275	66.467	WASTEWATER OPERATOR TRAINING GRANT PROGRAM (TECHNICAL ASSISTANCE)	EPA	Project	\$399,000	\$2,442,690
276	66.468	CAPITALIZATION GRANTS FOR DRINKING WATER STATE REVOLVING FUND	EPA	Formula	\$11,127,600	\$831,282,096
277	66.471	STATE GRANTS TO REIMBURSE OPERATORS OF SMALL WATER SYSTEMS FOR TRAINING	EPA	Formula	\$2,811,200	\$47,870,179
278	66.472	BEACH MONITORING AND NOTIFICATION PROGRAM DEVELOPMENT GRANTS	EPA	Project	\$341,049	\$9,940,729
279	66.474	WATER PROTECTION COORDINATION GRANTS TO STATES	EPA	Formula	\$490,300	\$20,656,700
280	66.476	SECURITY PLANNING GRANTS FOR LARGE DRINKING WATER UTILITIES	EPA	Project	\$1,379,200	\$44,381,178
281	66.500	ENVIRONMENTAL PROTECTION CONSOLIDATED RESEARCH	EPA	Project	\$7,429,193	\$177,471,771
282	66.604	ENVIRONMENTAL JUSTICE GRANTS TO SMALL COMMUNITY GROUPS	EPA	Project	\$15,000	\$1,691,921
283	66.605	PERFORMANCE PARTNERSHIP GRANTS	EPA	Project	\$730,255	\$268,975,686
284	66.606	SURVEYS,STUDIES,INVESTIGATIONS AND SPECIAL PURPOSE GRANTS	EPA	Project	\$18,433,877	\$511,735,507
285	66.607	TRAINING AND FELLOWSHIPS FOR THE ENVIRONMENTAL PROTECTION AGENCY	EPA	Project	\$1,428,713	\$34,049,725
286	66.608	STATE INFORMATION GRANTS	EPA	Project	\$338,944	\$23,917,570
287	66.609	CHILDREN'S HEALTH PROTECTION	EPA	Project	\$126,800	\$1,895,352
288	66.707	TSCA TITLE IV STATE LEAD GRANTS-CERTIFICATION OF LEAD-BASED PAINT PROF.	EPA	Project	\$264,936	\$10,547,912
289	66.708	POLLUTION PREVENTION GRANTS PROGRAM	EPA	Project	\$132,986	\$5,241,401
290	66.801	HAZARDOUS WASTE MANAGEMENT STATE PROGRAM SUPPORT	EPA	Formula	\$1,890,325	\$54,864,447
291	66.802	SUPERFUND STATE, POLITICAL SUBDIVISION & INDIAN TRIBE SITE-SPECIFIC COOP	EPA	Project	\$511,309	\$70,287,989
292	66.804	STATE AND TRIBAL UNDERGROUND STORAGE TANKS PROGRAM	EPA	Project	\$212,957	\$5,525,797
293	66.805	LEAKING UNDERGROUND STORAGE TANK-TRUST FUND	EPA	Project	\$1,422,441	\$53,204,552
294	66.808	SOLID WASTE MANAGEMENT ASSISTANCE	EPA	Project	\$74,950	\$7,320,828
295	66.809	SUPERFUND STATE& INDIAN TRIBE CORE PROGRAM-COOP AGREEMENTS	EPA	Project	\$50,000	\$16,588,512
296	66.811	BROWNFIELD PILOTS COOPERATIVE AGREEMENTS	EPA	Project	\$500,000	\$41,732,426
297	66.930	U.S. MEXICO BORDER GRANTS PROGRAM	EPA	Unknown	\$25,000	\$229,023
298	66.951	ENVIRONMENTAL EDUCATION GRANTS	EPA	Project	\$16,699	\$4,922,226
299	81.036	INVENTIONS AND INNOVATIONS	ENERGY	Project	\$841,820	\$40,751,079
300	81.039	NATIONAL ENERGY INFORMATION CENTER	ENERGY	Nonfinancial	\$150,000	\$1,376,456

Appendix B

Federal Grant Obligations Made to Virginia

(Federal Fiscal Year 2002)

CFDA	Programe	Federal Agency	Assistance Type	Virginia Amount FFY 2002	United States Amount FFY 2002
301	81.041	STATE ENERGY PROGRAM	ENERGY Formula	\$1,022,002	\$39,046,637
302	81.042	WEATHERIZATION ASSISTANCE FOR LOW-INCOME PERSONS	ENERGY Formula	\$4,066,802	\$226,924,074
303	81.049	OFFICE OF SCIENCE FINANCIAL ASSISTANCE PROGRAM	ENERGY Project	\$16,259,238	\$812,911,545
304	81.078	INDUSTRIAL ENERGY CONSERVATION	ENERGY Unknown	\$108,907	\$5,917,989
305	81.080	ENERGY POLICY, PLANNING & DEVELOPMENT	ENERGY Unknown	\$750,000	\$750,000
306	81.086	CONSERVATION RESEARCH AND DEVELOPMENT	ENERGY Project	\$790,127	\$74,026,023
307	81.087	RENEWABLE ENERGY RESEARCH AND DEVELOPMENT	ENERGY Project	\$1,610,823	\$108,304,495
308	81.089	FOSSIL ENERGY RESEARCH AND DEVELOPMENT	ENERGY Project	\$13,092,034	\$209,726,164
309	81.092	REMEDIAL ACTION AND WASTE TECHNOLOGY	ENERGY Unknown	\$1,467,384	\$17,830,498
310	81.104	OFFICE OF SCIENCE AND TECHNOLOGY FOR ENVIRONMENTAL MANAGEMENT	ENERGY Project	\$1,170,000	\$50,703,029
311	81.117	ENERGY EFFICIENCY& RENEWABLE ENERGY INFORMATION DISSEMINATION, OUTREACH	ENERGY Project	\$1,072,950	\$12,513,371
312	81.119	STATE ENERGY PROGRAM SPECIAL PROJECTS	ENERGY Project	\$442,710	\$18,991,230
313	81.121	NUCLEAR ENERGY RESEARCH INITIATIVE	ENERGY Project	\$2,267,518	\$4,617,101
314	83.516	DISASTER ASSISTANCE	FEMA Unknown	\$26,868,026	\$2,020,986,545
315	83.523	EMERGENCY FOOD AND SHELTER NATIONAL BOARD PROGRAM	FEMA Formula	\$932,571	\$127,403,565
316	83.526	NATIONAL URBAN SEARCH AND RESCUE (US&R) RESPONSE SYSTEM	FEMA Project	\$2,391,018	\$33,605,250
317	83.547	FIRST RESPONDER COUNTER-TERRORISM TRAINING ASSISTANCE	FEMA Project	\$105,000	\$5,250,000
318	83.550	NATIONAL DAM SAFETY PROGRAM	FEMA Project	\$44,499	\$4,000,000
319	83.554	ASSISTANCE TO FIREFIGHTERS GRANT PROGRAM	FEMA Project	\$4,912,574	\$170,384,210
320	83.AAA	CONSOLIDATED GRANT PROGRAMS (FEMA)	FEMA Unknown	\$3,688,044	\$218,700,860
321	83.AAB	NON-DISASTER GRANTS	FEMA Unknown	\$176,000	\$1,432,130
322	84.002	ADULT EDUCATION-STATE GRANT PROGRAM	DOE Formula	\$13,396,896	\$560,017,526
323	84.010	TITLE I GRANTS TO LOCAL EDUCATION AGENCIES	DOE Formula	\$145,911,609	\$8,450,146,930
324	84.011	MIGRANT EDUCATION PROGRAM-STATE GRANT PROGRAM	DOE Formula	\$888,811	\$387,987,882
325	84.013	TITLE I PROGRAM FOR NEGLECTED AND DELINQUENT CHILDREN	DOE Formula	\$444,953	\$47,200,000
326	84.015	NATIONAL RESOURCE CENTERS & FELLOWSHIPS PROGRAM FOR LANGUAGE	DOE Project	\$873,415	\$52,395,000
327	84.016	UNDERGRADUATE INTERNATIONAL STUDIES & FOREIGN LANGUAGE PROGRAMS	DOE Project	\$175,000	\$4,600,000
328	84.017	INTERNATIONAL RESEARCH AND STUDIES	DOE Project	\$130,417	\$5,200,000
329	84.019	INTERNATIONAL:OVERSEAS-FACULTY RESEARCH ABROAD	DOE Project	\$147,115	\$1,421,065
330	84.021	INTERNATIONAL:OVERSEAS-GROUP PROJECTS ABROAD	DOE Project	\$202,000	\$4,000,000
331	84.022	INTERNATIONAL:OVERSEAS-DOCTORAL DISSERTATION	DOE Project	\$102,055	\$3,119,142
332	84.027	SPECIAL EDUCATION-GRANTS TO STATES	DOE Formula	\$181,253,562	\$7,496,954,685
333	84.031	HIGHER EDUCATION-INSTITUTIONAL AID	DOE Project	\$16,897,040	\$437,790,186
334	84.041	IMPACT AID	DOE Formula	\$45,047,267	\$1,117,063,684
335	84.042	TRIO-STUDENT SUPPORT SERVICES	DOE Project	\$4,867,738	\$261,966,522
336	84.044	TRIO-TALENT SEARCH	DOE Project	\$3,035,442	\$143,021,229
337	84.047	TRIO-UPWARD BOUND	DOE Project	\$6,343,291	\$294,352,625
338	84.048	VOCATIONAL EDUCATION BASIC GRANTS TO STATES	DOE Formula	\$26,687,172	\$1,154,804,231
339	84.060	INDIAN EDUCATION-GRANTS TO LOCAL EDUCATIONAL AGENCIES	DOE Project / Formula	\$25,690	\$94,440,672
340	84.066	TRIO-EDUCATIONAL OPPORTUNITY CENTERS	DOE Project	\$857,043	\$47,991,331
341	84.069	LEVERAGING EDUCATIONAL ASSISTANCE PARTNERSHIP	DOE Formula	\$1,427,650	\$67,000,000
342	84.116	FUND FOR THE IMPROVEMENT OF POSTSECONDARY EDUCATION	DOE Project	\$2,794,139	\$156,955,555
343	84.120	MINORITY SCIENCE AND ENGINEERING IMPROVEMENT	DOE Project	\$142,623	\$5,231,384
344	84.126	REHABILITATION SERVICES-VOCATIONAL REHABILITATION GRANTS TO STATES	DOE Formula	\$56,634,258	\$2,481,382,990
345	84.129	REHABILITATION LONG-TERM TRAINING	DOE Project	\$299,972	\$18,578,355
346	84.132	CENTERS FOR INDEPENDENT LIVING	DOE Project	\$1,301,749	\$61,933,861
347	84.133	NATIONAL INSTITUTE ON DISABILITY AND REHABILITATION RESEARCH	DOE Project	\$3,443,018	\$97,744,321
348	84.153	BUSINESS AND INTERNATIONAL EDUCATION PROJECTS	DOE Project	\$63,000	\$4,634,000
349	84.161	REHABILITATION SERVICES-CLIENT ASSISTANCE PROGRAM	DOE Formula	\$71,914	\$5,821,760
350	84.165	MAGNET SCHOOLS ASSISTANCE	DOE Project	\$2,843,947	\$108,908,208

Appendix B

Federal Grant Obligations Made to Virginia

(Federal Fiscal Year 2002)

CFDA	Progname	Federal Agency	Assistance Type	Virginia Amount FFY 2002	United States Amount FFY 2002
351	84.169	INDEPENDENT LIVING-STATE GRANTS	DOE	Formula	\$11,361,590
352	84.170	JACOB K. JAVITS FELLOWSHIPS	DOE	Project	\$9,878,117
353	84.173	SPECIAL EDUCATION-PRESCHOOL GRANTS	DOE	Formula	\$390,253,905
354	84.177	REHABILITATION SERVICES-INDEPENDENT LIVING FOR OLDER BLIND INDIVIDUALS	DOE	Project	\$14,301,201
355	84.181	SPECIAL EDUCATION-GRANTS FOR INFANTS AND FAMILIES WITH DISABILITIES	DOE	Formula	\$433,120,912
356	84.184	SAFE AND DRUG-FREE SCHOOLS AND COMMUNITIES-NATIONAL PROGRAMS	DOE	Project	\$257,467,233
357	84.185	ROBERT C BYRD HONORS SCHOLARSHIPS	DOE	Formula	\$40,791,000
358	84.186	SAFE AND DRUG-FREE SCHOOLS AND COMMUNITIES-STATE GRANTS	DOE	Formula	\$418,141,267
359	84.187	SUPPORTED EMPLOYMENT SERVICES FOR INDIVIDUALS WITH SEVERE HANDICAPS	DOE	Formula	\$16,675,292
360	84.195	BILINGUAL EDUCATION-PROFESSIONAL DEVELOPMENT	DOE	Project	\$112,448,520
361	84.196	EDUCATION OF HOMELESS CHILDREN AND YOUTH	DOE	Formula	\$48,804,758
362	84.200	GRADUATE ASSISTANCE IN AREAS OF NATIONAL NEED	DOE	Project	\$18,449,046
363	84.206	JACOB K JAVITZ GIFTED AND TALENTED STUDENTS EDUCATION GRANT PROGRAM	DOE	Project	\$11,140,000
364	84.213	EVEN START - STATE EDUCATIONAL AGENCIES	DOE	Formula	\$225,500,000
365	84.215	FUND FOR THE IMPROVEMENT OF EDUCATION	DOE	Project	\$526,392,789
366	84.217	RONALD E. MCNAIR POST-BACCALAUREATE ACHIEVEMENT	DOE	Project	\$38,353,885
367	84.224	ASSISTIVE TECHNOLOGY	DOE	Project	\$21,036,154
368	84.234	PROJECTS WITH INDUSTRY	DOE	Project	\$21,635,471
369	84.235	REHABILITATION SERVICES DEMONSTRATION & TRAINING-SPECIAL DEMO PROGRAMS	DOE	Project	\$17,498,406
370	84.240	PROGRAM OF PROTECTION AND ADVOCACY OF INDIVIDUAL RIGHTS	DOE	Project	\$7,018,220
371	84.243	TECH-PREP EDUCATION	DOE	Project / Formula	\$107,945,228
372	84.265	REHABILITATION TRAINING-STATE VOCATIONAL REHAB UNIT IN-SERVICE TRAINING	DOE	Project	\$5,908,579
373	84.269	INSTITUTE FOR INTERNATIONAL PUBLIC POLICY	DOE	Project	\$1,500,000
374	84.274	AMERICAN OVERSEAS RESEARCH CENTERS	DOE	Project	\$1,000,000
375	84.282	CHARTER SCHOOLS	DOE	Project	\$195,024,581
376	84.286	READY TO CHANGE	DOE	Project	\$5,992,051
377	84.287	21ST CENTURY COMMUNITY LEARNING CENTERS	DOE	Project	\$799,814,543
378	84.288	BILINGUAL EDUCATION DEVELOPMENT & IMPLEMENTATION GRANTS	DOE	Project	\$30,044,460
379	84.294	FOREIGN LANGUAGE INCENTIVE PROGRAM	DOE	Project	\$6,242,117
380	84.295	READY TO LEARN TELEVISION	DOE	Project	\$22,000,000
381	84.298	INNOVATIVE EDUCATION PROGRAM STRATEGIES	DOE	Formula	\$344,918,461
382	84.302	REGIONAL TECHNOLOGY IN EDUCATION CONSORTIA	DOE	Project	\$10,308,695
383	84.305	NATIONAL INSTITUTE ON STUDENT ACHIEVEMENT, CURRICULUM AND ASSESSMENT	DOE	Project	\$55,117,293
384	84.310	PARENTAL ASSISTANCE CENTERS	DOE	Project	\$39,003,502
385	84.314	EVEN START STATEWIDE FAMILY LITERACY PROGRAM	DOE	Project	\$352,251
386	84.318	TECHNOLOGY LITERACY CHALLENGE FUND GRANTS	DOE	Formula	\$28,535,937
387	84.323	SPECIAL EDUC-ST PROGRAM IMPROVEMENT GRANTS FOR CHILDREN WITH DISABILITIES	DOE	Project	\$38,589,895
388	84.324	SPEC ED-RESEARCH & INNOVATION TO IMPROVE SERVICES & RESULTS FOR CHILDREN	DOE	Project	\$75,049,881
389	84.325	SPEC ED-PERSONNEL PREPARATION TO IMPROVE SERVICES & RESULTS FOR CHILDREN	DOE	Project	\$74,420,154
390	84.326	SPEC ED-TECH ASST & DISSEMINATION TO IMPROVE SERVICES & RESULTS FOR CHILD	DOE	Project	\$43,603,521
391	84.327	SPEC ED-TECHNOLOGY & MEDIA SERVICES FOR INDIV. WITH DISABILITIES	DOE	Project	\$26,651,853
392	84.328	SPECIAL EDUCATION-PARENT INFORMATION CENTERS	DOE	Project	\$23,867,090
393	84.330	ADVANCED PLACEMENT PROGRAM	DOE	Project	\$21,315,936
394	84.331	GRANTS TO STATES FOR INCARCERATED YOUTH OFFENDERS	DOE	Formula	\$20,147,941
395	84.332	COMPREHENSIVE SCHOOL REFORM DEMONSTRATION	DOE	Formula	\$296,750,000
396	84.333	DEMO PROJECTS TO ENSURE STUDENTS WITH DISABILITIES RECEIVE A HIGHER ED	DOE	Project	\$6,937,394
397	84.334	GAINING EARLY AWARENESS AND READINESS FOR UNDERGRADUATE PROGRAMS	DOE	Project	\$283,330,000
398	84.335	CHILD CARE ACCESS MEANS PARENTS IN SCHOOL	DOE	Project	\$21,822,839
399	84.336	TEACHER QUALITY ENHANCEMENT GRANTS	DOE	Project	\$90,205,445
400	84.337	TECHNOLOGICAL INNOVATION & COOP FOR FOREIGN INFO ACCESS	DOE	Project	\$1,700,000

Appendix B

Federal Grant Obligations Made to Virginia

(Federal Fiscal Year 2002)

CFDA	Progname	Federal Agency	Assistance Type	Virginia Amount FFY 2002	United States Amount FFY 2002	
401	84.341	COMMUNITY TECHNOLOGY CENTERS	DOE	Project	\$528,058	\$18,007,608
402	84.342	PREPARING TOMORROW'S TEACHERS TO USE TECHNOLOGY	DOE	Project	\$1,800,018	\$59,898,210
403	84.343	ASSISTIVE TECHNOLOGY-STATE GRANTS FOR PROTECTION AND ADVOCACY	DOE	Project	\$50,000	\$2,620,000
404	84.346	OCCUPATIONAL AND EMPLOYMENT INFORMATION STATE GRANTS	DOE	Project	\$152,194	\$7,342,200
405	84.348	TITLE 1 ACCOUNTABILITY GRANTS	DOE	Project	\$3,684,481	\$109,718,266
406	84.350	TRANSITION TO TEACHING	DOE	Project	\$339,552	\$34,432,143
407	84.351	ARTS IN EDUCATION	DOE	Project	\$1,000,000	\$28,630,410
408	84.358	RURAL EDUCATION ACHIEVEMENT PROGRAM	DOE	Formula	\$2,719,332	\$161,668,131
409	84.364	LITERACY THROUGH SCHOOL LIBRARIES	DOE	Project	\$94,400	\$12,267,667
410	84.365	ENGLISH LANGUAGE ACQUISITION GRANTS	DOE	Formula	\$5,256,009	\$403,231,810
411	84.367	IMPROVING TEACHER QUALITY STATE GRANTS	DOE	Formula	\$51,962,270	\$2,665,766,927
412	84.369	GRANTS FOR STATE ASSESSMENTS AND RELATED ACTIVITIES	DOE	Formula	\$7,978,265	\$366,300,000
413	84.902	DEPARTMENT OF EDUCATION	DOE	Unknown	\$99,994	\$44,623,213
414	84.925	NATIONAL BOARD FOR PROFESSIONAL TEACHING STANDARDS	DOE	Unknown	\$10,000,000	\$10,000,000
415	84.927	ELLENDER FELLOWSHIPS OLDER AMERICAN/RECENT IMMIGRANTS	DOE	Unknown	\$1,500,000	\$1,500,000
416	89.003	NATIONAL HISTORICAL PUBLICATIONS AND RECORDS GRANTS	NATARC	Project	\$490,576	\$6,458,876
417	91.001	UNSOLICITED GRANT PROGRAM	USIOP	Project	\$35,000	\$1,125,103
418	93.003	PUBLIC HEALTH AND SOCIAL SERVICES EMERGENCY FUND	HHS	Project	\$8,248,878	\$599,179,998
419	93.004	COOP AGREEMENTS TO IMPROVE THE HEALTH STATUS OF MINORITY POPULATIONS	HHS	Project	\$121,000	\$62,042,224
420	93.041	SPECIAL PROG. FOR THE AGING-TITLE VII, CH. 3-PROG FOR PREV OF ELDER ABUSE	HHS	Formula	\$232,466	\$10,448,878
421	93.042	SPECIAL PROG. FOR THE AGING-TITLE VII, CH. 2 -LONG TERM CARE OMBUDSMAN	HHS	Formula	\$553,132	\$24,862,020
422	93.043	SPECIAL PROG. FOR THE AGING-TITLE III, PART D-DISEASE PREVENTION & HEALTH	HHS	Formula	\$936,832	\$42,113,786
423	93.044	SPECIAL PROG. FOR THE AGING-TITLE III, PART B-GRANTS FOR SUPPORTIVE SERVC	HHS	Formula	\$16,054,138	\$712,720,438
424	93.045	SPECIAL PROGRAMS FOR THE AGING-TITLE III, PART C-NUTRITION SERVICES	HHS	Formula	\$23,890,758	\$1,129,454,108
425	93.048	SPECIAL PROGRAMS FOR THE AGING-TITLE IV-AND TITLE II-DISCRETIONARY PROJEC	HHS	Project	\$1,109,600	\$77,367,506
426	93.052	NATIONAL FAMILY CAREGIVER SUPPORT	HHS	Formula	\$5,855,730	\$282,087,736
427	93.103	FOOD AND DRUG ADMINISTRATION RESEARCH	HHS	Project	\$353,983	\$29,279,829
428	93.105	BILINGUAL/BICULTURAL SERVICE DEMONSTRATION GRANTS	HHS	Project	\$2,147,066	\$21,208,254
429	93.107	MODEL STATE-SUPPORTED AREA HEALTH EDUCATION CENTERS	HHS	Project	\$1,835,040	\$64,330,546
430	93.110	MATERNAL AND CHILD HEALTH-FEDERAL CONSOLIDATED PROGRAMS	HHS	Project	\$3,483,262	\$298,329,203
431	93.113	BIOLOGICAL RESPONSE TO ENVIRONMENTAL HEALTH HAZARDS	HHS	Project	\$1,309,769	\$206,551,680
432	93.114	APPLIED TOXICOLOGICAL RESEARCH AND TESTING	HHS	Project	\$14,343,671	\$152,493,965
433	93.115	BIOMETRY AND RISK ESTIMATION-HEALTH RISKS FROM ENVIRONMENTAL EXPOSURES	HHS	Project	\$279,300	\$46,608,940
434	93.116	PROJECT GRANTS AND COOP. AGREEMENTS FOR TUBERCULOSIS CONTROL PROGRAMS	HHS	Project	\$1,130,768	\$113,166,001
435	93.118	ACQUIRED IMMUNODEFICIENCY SYNDROME (AIDS) ACTIVITY	HHS	Project	\$1,321,945	\$173,641,593
436	93.121	ORAL DISEASES AND DISORDERS RESEARCH	HHS	Project	\$5,003,837	\$260,297,324
437	93.127	EMERGENCY MEDICAL SERVICES FOR CHILDREN	HHS	Project	\$697,266	\$29,913,516
438	93.134	GRANTS TO INCREASE ORGAN DONATIONS	HHS	Project	\$522,570	\$21,272,720
439	93.135	CENTERS FOR RES & DEMOS FOR HEALTH PROMOTION & DISEASE PREVENTION	HHS	Project	\$65,000	\$22,470,297
440	93.136	INJURY PREVENTION & CONTROL RESEARCH & STATE & COMMUNITY BASED PROGRAMS	HHS	Project	\$3,051,600	\$97,422,289
441	93.138	PROTECTION AND ADVOCACY FOR INDIVIDUALS WITH MENTAL ILLNESS	HHS	Formula	\$1,194,506	\$63,700,000
442	93.145	AIDS EDUCATION AND TRAINING CENTERS	HHS	Project	\$4,650,098	\$430,144,628
443	93.150	PROJECTS FOR ASSISTANCE IN TRANSITION FROM HOMELESSNESS (PATH)	HHS	Formula	\$1,638,000	\$77,518,000
444	93.151	HEALTH CENTER GRANTS FOR HOMELESS POPULATIONS	HHS	Project	\$2,124,278	\$235,794,896
445	93.153	COORDINATED SERVICES & ACCESS TO RESEARCH FOR WOMEN INFANTS CHILDREN	HHS	Project	\$1,538,078	\$132,646,442
446	93.165	GRANTS FOR STATE LOAN REPAYMENT	HHS	Project	\$300,000	\$14,462,740
447	93.172	HUMAN GENOME RESEARCH	HHS	Project	\$134,566	\$350,076,915
448	93.173	RESEARCH RELATED TO DEAFNESS & COMMUNICATIVE DISORDERS	HHS	Project	\$4,272,376	\$292,638,223
449	93.178	NURSING WORKFORCE DIVERSITY	HHS	Project	\$847,006	\$11,536,976
450	93.184	DISABILITIES PREVENTION	HHS	Project	\$100,009	\$16,446,998

Appendix B

Federal Grant Obligations Made to Virginia

(Federal Fiscal Year 2002)

CFDA	Progname	Federal Agency	Assistance Type	Virginia Amount FFY 2002	United States Amount FFY 2002
451	93.188	SPECIAL PROJECT GRANTS TO SCHOOLS OF PUBLIC HEALTH	HHS Project	\$232,102	\$17,835,646
452	93.191	ALLIED HEALTH SPECIAL PROJECTS	HHS Project	\$288,660	\$13,749,846
453	93.197	CHILDHOOD LEAD POISONING PREV PROJS-STATE AND COMM BASED CHILDHOOD LEAD	HHS Project	\$800,000	\$31,263,024
454	93.213	RESEARCH AND TRAINING IN COMPLEMENTARY & ALTERNATIVE MEDICINE	HHS Project	\$3,512,840	\$106,294,159
455	93.217	FAMILY PLANNING SERVICES	HHS Project	\$8,960,988	\$495,016,039
456	93.224	COMMUNITY HEALTH CENTERS	HHS Project	\$37,531,680	\$1,976,184,915
457	93.226	RESEARCH ON HEALTHCARE COSTS, QUALITY AND OUTCOMES	HHS Project	\$1,354,810	\$69,066,862
458	93.230	CONSOLIDATED KNOWLEDGE DEVELOPMENT AND APPLICATION PROGRAM	HHS Project	\$8,800,250	\$268,171,298
459	93.233	NATIONAL CENTER ON SLEEP DISORDERS RESEARCH	HHS Project	\$586,839	\$44,228,133
460	93.234	TRAUMATIC BRAIN INJURY-STATE DEMONSTRATION GRANT PROGRAM	HHS Project	\$800,000	\$12,121,694
461	93.235	ABSTINENCE EDUCATION	HHS Formula	\$1,657,238	\$86,947,936
462	93.242	MENTAL HEALTH RESEARCH GRANTS	HHS Project	\$12,989,638	\$918,551,613
463	93.246	HEALTH CENTERS GRANTS FOR MIGRANT AND SEASONAL FARMWORKERS	HHS Project	\$2,573,028	\$208,347,930
464	93.247	ADVANCED EDUCATION NURSING GRANT PROGRAM	HHS Project	\$2,393,984	\$71,735,528
465	93.251	UNIVERSAL NEWBORN HEARING SCREENING	HHS Project	\$372,870	\$18,457,520
466	93.252	COMMUNITY ACCESS PROGRAM	HHS Project	\$5,955,634	\$194,963,238
467	93.253	POISON CONTROL STABILIZATION AND ENHANCEMENT GRANTS	HHS Project	\$553,906	\$34,155,894
468	93.262	OCCUPATIONAL SAFETY AND HEALTH RESEARCH GRANTS	HHS Project	\$711,394	\$37,544,413
469	93.263	OCCUPATIONAL SAFETY AND HEALTH-TRAINING GRANTS	HHS Project	\$49,382	\$20,270,705
470	93.268	IMMUNIZATION GRANTS	HHS Project	\$5,407,393	\$276,865,527
471	93.271	ALCOHOL RESEARCH CAREER DEVEL AWARDS FOR SCIENTISTS AND CLINICIANS	HHS Project	\$97,120	\$6,173,063
472	93.272	ALCOHOL NATIONAL RESEARCH SERVICE AWARDS FOR RESEARCH TRAINING	HHS Project	\$30,409	\$9,481,978
473	93.273	ALCOHOL RESEARCH PROGRAMS	HHS Project	\$5,705,036	\$290,798,764
474	93.277	DRUG ABUSE SCIENTIST DEVELOPMENT AWARD AND RESEARCH SCIENTIST AWARDS	HHS Project	\$722,224	\$23,906,850
475	93.278	DRUG ABUSE NATIONAL RESEARCH SERVICE AWARDS FOR RESEARCH TRAINING	HHS Project	\$827,439	\$16,702,157
476	93.279	DRUG ABUSE RESEARCH PROGRAMS	HHS Project	\$12,337,379	\$710,847,948
477	93.281	MENTAL HEALTH RESEARCH CAREER/SCIENTIST DEVELOPMENT AWARDS	HHS Project	\$450,504	\$59,181,320
478	93.282	MENTAL HEALTH NATIONAL RESEARCH SERVICE AWARDS FOR RESEARCH TRAINING	HHS Project	\$1,400,943	\$55,356,304
479	93.286	BIOMEDICAL IMAGING RESEARCH	HHS Project	\$522,927	\$41,339,983
480	93.306	COMPARATIVE MEDICINE	HHS Project	\$2,459,596	\$153,007,682
481	93.333	CLINICAL RESEARCH	HHS Project	\$7,008,088	\$293,161,892
482	93.358	ADVANCED EDUCATION NURSING TRAINEESHIPS	HHS Project	\$1,203,530	\$37,161,158
483	93.359	BASIC NURSE EDUCATION AND PRACTICE GRANTS	HHS Project	\$709,718	\$30,370,298
484	93.361	NURSING RESEARCH	HHS Project	\$2,196,286	\$109,052,115
485	93.371	BIOMEDICAL TECHNOLOGY	HHS Project	\$376,391	\$130,489,250
486	93.375	MINORITY BIOMEDICAL RESEARCH SUPPORT	HHS Project	\$1,194,680	\$209,335,570
487	93.389	RESEARCH INFRASTRUCTURE	HHS Project	\$4,947,698	\$374,533,385
488	93.392	CANCER CONSTRUCTION	HHS Project	\$1,581	\$4,001,581
489	93.393	CANCER CAUSE AND PREVENTION RESEARCH	HHS Project	\$3,986,036	\$701,438,440
490	93.394	CANCER DETECTION AND DIAGNOSIS RESEARCH	HHS Project	\$20,555,649	\$275,246,993
491	93.395	CANCER TREATMENT RESEARCH	HHS Project	\$18,946,935	\$786,593,520
492	93.396	CANCER BIOLOGY RESEARCH	HHS Project	\$7,671,296	\$528,337,090
493	93.397	CANCER CENTERS SUPPORT GRANTS	HHS Project	\$3,731,316	\$319,753,492
494	93.398	CANCER RESEARCH MANPOWER	HHS Project	\$1,688,347	\$145,405,229
495	93.399	CANCER CONTROL	HHS Project	\$1,533,055	\$327,563,673
496	93.550	TRANSITIONAL LIVING FOR HOMELESS YOUTH	HHS Project	\$741,770	\$78,433,805
497	93.556	PROMOTING SAFE AND STABLE FAMILIES	HHS Formula	\$14,317,730	\$704,661,426
498	93.557	EDUC & PREV TO REDUCE SEXUAL ABUSE OF RUNAWAY HOMELESS AND STREET YOUTH	HHS Project	\$647,572	\$28,625,872
499	93.558	TEMPORARY ASSISTANCE FOR NEEDY FAMILIES	HHS Formula	\$176,682,577	\$17,303,035,722
500	93.563	CHILD SUPPORT ENFORCEMENT	HHS Formula	\$40,256,185	\$2,658,186,460

Appendix B

Federal Grant Obligations Made to Virginia

(Federal Fiscal Year 2002)

CFDA	Progname	Federal Agency	Assistance Type	Virginia Amount FFY 2002	United States Amount FFY 2002	
501	93.568	LOW INCOME HOME ENERGY ASSISTANCE	HHS	Formula	\$33,921,000	\$1,740,327,000
502	93.569	COMMUNITY SERVICES BLOCK GRANT (CSBG)	HHS	Formula	\$229,956	\$13,628,310
503	93.570	COMMUNITY SERVICES BLOCK GRANTS DISCRETIONARY AWARDS	HHS	Project	\$24,265,018	\$1,321,295,818
504	93.571	CSBG DISCRETIONARY AWARDS-COMMUNITY FOOD AND NUTRITION	HHS	Formula	\$154,454	\$13,497,290
505	93.575	CHILD CARE AND DEVELOPMENT BLOCK GRANT	HHS	Formula	\$81,740,736	\$4,071,025,394
506	93.586	STATE COURT IMPROVEMENT PROGRAM	HHS	Formula	\$442,654	\$20,000,000
507	93.590	COMMUNITY-BASE FAMILY RESOURCE AND SUPPORT GRANTS	HHS	Formula	\$977,938	\$64,997,476
508	93.591	FAMILY VIOLENCE PREVENTION & SERVICES/GRANTS FOR BATTERED WOMANS SHELTER	HHS	Formula	\$469,656	\$29,205,800
509	93.592	FAMILY VIOLENCE PREVENTION & SERVICES/GRANTS FOR BATTERED WOMENS SHELTER	HHS	Project	\$200,000	\$19,958,790
510	93.596	CHILD CARE MANDATORY & MATCHING FUNDS OF THE CHILD CARE & DEV. FUND	HHS	Formula	\$113,769,538	\$5,396,412,250
511	93.597	GRANTS TO STATES FOR ACCESS AND VISITATION PROGRAMS	HHS	Project	\$407,074	\$19,543,038
512	93.600	HEAD START	HHS	Project	\$100,059,091	\$6,537,639,988
513	93.602	NEW ASSETS FOR INDEPENDENCE DEMONSTRATION PROGRAM	HHS	Project	\$716,176	\$37,310,078
514	93.603	ADOPTION INCENTIVE PAYMENTS	HHS	Formula	\$1,844,000	\$79,495,316
515	93.612	NATIVE AMERICAN PROGRAM	HHS	Project	\$479,388	\$82,250,892
516	93.623	RUNAWAY AND HOMELESS YOUTH	HHS	Project	\$1,751,398	\$88,254,294
517	93.630	DEVELOPMENTAL DISABILITIES BASIC SUPPORT AND ADVOCACY GRANTS	HHS	Formula	\$4,355,188	\$203,186,138
518	93.631	DEVELOPMENTAL DISABILITIES PROJECTS OF NATIONAL SIGNIFICANCE	HHS	Project	\$700,000	\$19,390,994
519	93.632	UNIV. CENTERS FOR EXCELLENCE IN DEVEL. DISABILITIES EDCU RESEARCH AND SER	HHS	Project	\$765,776	\$46,712,336
520	93.643	CHILDRENS JUSTICE GRANTS TO STATES	HHS	Formula	\$820,400	\$34,000,000
521	93.645	CHILD WELFARE SERVICES STATE GRANTS	HHS	Formula	\$13,165,010	\$571,887,834
522	93.647	SOCIAL SERVICES RESEARCH AND DEMONSTRATION	HHS	Project	\$6,473,266	\$58,032,320
523	93.648	CHILD WELFARE SERVICES TRAINING GRANTS	HHS	Project	\$298,334	\$13,604,674
524	93.652	ADOPTION OPPORTUNITIES	HHS	Project	\$2,450,000	\$47,863,254
525	93.658	FOSTER CARE TITLE IV E	HHS	Formula	\$55,663,236	\$4,194,550,783
526	93.659	ADOPTION ASSISTANCE	HHS	Formula	\$26,334,826	\$2,785,800,278
527	93.667	SOCIAL SERVICES BLOCK GRANT	HHS	Formula	\$42,522,000	\$1,689,954,000
528	93.669	CHILD ABUSE AND NEGLECT STATE GRANTS	HHS	Formula	\$1,072,942	\$43,314,728
529	93.670	CHILD ABUSE AND NEGLECT DISCRETIONARY ACTIVITIES	HHS	Project	\$724,034	\$38,601,388
530	93.671	FAMILY VIOLENCE PREVENTION AND SERVICE	HHS	Formula	\$3,950,690	\$196,447,224
531	93.674	INDEPENDENT LIVING	HHS	Formula	\$3,390,232	\$272,182,344
532	93.767	STATE CHILDREN'S INSURANCE PROGRAM (CHIP)	HHS	Formula	\$83,161,607	\$5,933,847,521
533	93.775	STATE MEDICAID FRAUD CONTROL UNITS	HHS	Formula	\$2,048,000	\$233,958,158
534	93.777	STATE SURVEY AND CERTIFICATION OF HEALTH CARE PROVIDERS AND SUPPLIERS	HHS	Formula	\$7,877,878	\$445,121,663
535	93.778	MEDICAL ASSISTANCE PROGRAM	HHS	Formula	\$2,205,257,206	\$148,421,000,000
536	93.779	CENTERS FOR MEDICARE AND MEDICAID SERVICES RESEARCH, DEMO & EVALUATIONS	HHS	Project	\$5,077,267	\$109,994,930
537	93.821	CELL BIOLOGY AND BIOPHYSICS RESEARCH	HHS	Project	\$17,980,182	\$583,726,998
538	93.822	HEALTH CAREERS OPPORTUNITY PROGRAM	HHS	Project	\$1,102,020	\$67,293,544
539	93.837	HEART AND VASCULAR DISEASES RESEARCH	HHS	Project	\$21,649,887	\$1,324,784,425
540	93.838	LUNG DISEASES RESEARCH	HHS	Project	\$3,719,103	\$487,116,529
541	93.839	BLOOD DISEASES AND RESOURCES RESEARCH	HHS	Project	\$3,655,627	\$409,285,205
542	93.846	ARTHRITIS, MUSCULOSKELETAL AND SKIN DISEASES RESEARCH	HHS	Project	\$3,320,065	\$376,490,098
543	93.847	DIABETES, ENDOCRINOLOGY AND METABOLISM RESEARCH	HHS	Project	\$8,666,296	\$634,173,227
544	93.848	DIGESTIVE DISEASES AND NUTRITION RESEARCH	HHS	Project	\$9,593,347	\$358,481,874
545	93.849	KIDNEY DISEASES, UROLOGY AND HEMATOLOGY RESEARCH	HHS	Project	\$5,280,328	\$341,228,309
546	93.853	EXTRAMURAL RESEARCH PROGRAM IN NEUROSCIENCES & NEUROLOGICAL DISORDERS	HHS	Project	\$14,331,308	\$1,132,662,665
547	93.855	ALLERGY, IMMUNOLOGY AND TRANSPLANTATION RESEARCH	HHS	Project	\$8,292,569	\$442,752,972
548	93.856	MICROBIOLOGY AND INFECTIOUS DISEASES RESEARCH	HHS	Project	\$15,878,494	\$1,311,031,996
549	93.859	PHARMACOLOGY, PHYSIOLOGY AND BIOLOGICAL CHEMISTRY RESEARCH	HHS	Project	\$4,161,036	\$460,304,685
550	93.862	GENETICS AND DEVELOPMENTAL BIOLOGY RESEARCH AND RESEARCH TRAINING	HHS	Project	\$6,959,697	\$431,718,252

Appendix B

Federal Grant Obligations Made to Virginia

(Federal Fiscal Year 2002)

CFDA	Progname	Federal Agency	Assistance Type	Virginia Amount FFY 2002	United States Amount FFY 2002
551	93.864	POPULATION RESEARCH	HHS Project	\$7,598,506	\$294,119,922
552	93.865	CENTER FOR RESEARCH FOR MOTHERS AND CHILDREN	HHS Project	\$6,652,752	\$571,456,612
553	93.866	AGING RESEARCH	HHS Project	\$4,424,430	\$746,180,373
554	93.867	VISION RESEARCH	HHS Project	\$2,786,505	\$495,367,617
555	93.879	MEDICAL LIBRARY ASSISTANCE	HHS Project	\$1,268,689	\$57,413,672
556	93.880	MINORITY ACCESS TO RESEARCH CAREERS	HHS Project	\$919,121	\$30,718,000
557	93.886	GRANTS FOR PHYSICIAN ASSISTANT TRAINING IN PRIMARY CARE	HHS Project	\$384,876	\$12,825,972
558	93.887	HEALTH CARE AND OTHER FACILITIES	HHS Project	\$6,005,374	\$620,056,208
559	93.894	RESOURCES & MANPOWER DEVELOPMENT IN THE ENVIRONMENTAL HEALTH SCIENCES	HHS Project	\$164,545	\$52,796,807
560	93.895	GRANTS FOR FACULTY DEVELOPMENT IN FAMILY MEDICINE	HHS Project	\$796,272	\$75,984,168
561	93.896	PREDOCTORAL TRAINING IN FAMILY MEDICINE	HHS Project	\$1,166,560	\$26,194,282
562	93.912	RURAL HEALTH OUTREACH AND RURAL NETWORK DEVELOPMENT PROGRAM	HHS Project	\$1,240,970	\$77,205,922
563	93.914	HIV EMERGENCY RELIEF PROJECT GRANTS	HHS Project	\$9,812,268	\$1,195,332,000
564	93.917	HIV CARE FORMULA GRANTS	HHS Formula	\$41,541,332	\$1,887,305,569
565	93.919	COOP AGREEMENTS FOR STATE-BASED COMPREH BREAST & CERVICAL CANCER DETECT	HHS Project	\$2,624,318	\$153,866,002
566	93.925	SCHOLARSHIPS HEALTH PROFESSIONS STUDENTS DISADVANTAGED BACKGROUND	HHS Project	\$1,153,276	\$90,195,736
567	93.926	HEALTHY START INITIATIVE	HHS Project	\$3,900,000	\$188,625,564
568	93.928	SPECIAL PROJECTS OF NATIONAL SIGNIFICANCE	HHS Project	\$700,000	\$37,020,838
569	93.929	CENTER FOR MEDICAL REHABILITATION RESEARCH	HHS Project	\$1,260,492	\$56,264,518
570	93.934	FOGARTY INTERNATIONAL RESEARCH COLLABORATION AWARD	HHS Project	\$291,600	\$7,749,857
571	93.938	COOP AGREE TO SUPPORT SCHOOL HEALTH EDUC TO PREVENT THE SPREAD OF HIV	HHS Project	\$913,507	\$29,468,483
572	93.939	HIV PREVENTION ACTIVITIES--NON-GOVERNMENTAL ORGANIZATION BASED	HHS Project	\$205,685	\$61,834,453
573	93.940	HIV PREVENTION ACTIVITIES--HEALTH DEPARTMENT BASED	HHS Project	\$4,732,941	\$294,607,625
574	93.941	HIV DEMONSTRATION, RESEARCH, PUBLIC AND PROFESSIONAL EDUCATION PROJECTS	HHS Project	\$25,000	\$3,088,409
575	93.944	HIV/AIDS SURVEILLANCE	HHS Project	\$674,596	\$9,091,245
576	93.945	ASSISTANCE PROGRAM FOR CHRONIC DISEASE PREVENTION AND CONTROL	HHS Project	\$1,115,000	\$32,342,022
577	93.952	IMPROVING EMS/TRAUMA CARE IN RURAL AREAS	HHS Project	\$480,000	\$4,354,896
578	93.958	BLOCK GRANTS FOR COMMUNITY MENTAL HEALTH SERVICES	HHS Formula	\$21,906,346	\$824,757,256
579	93.959	BLOCK GRANTS FOR PREVENTION AND TREATMENT OF SUBSTANCE ABUSE	HHS Formula	\$40,929,104	\$1,525,312,290
580	93.960	SPECIAL MINORITY INITIATIVES	HHS Project	\$258,394	\$9,713,545
581	93.962	HEALTH ADMINISTRATION TRAINEESHIPS AND SPECIAL PROJECTS PROGRAM	HHS Project	\$100,334	\$2,382,404
582	93.965	COAL MINERS RESPIRATORY IMPAIRMENT TREATMENT-CLINICS AND SERVICES	HHS Nonfinancial	\$765,274	\$11,433,368
583	93.969	GERIATRIC EDUCATION CENTERS	HHS Project	\$539,814	\$25,382,838
584	93.977	PREVENTIVE HEALTH SERVICE SEXUALLY TRANSMITTED DISEASE CONTROL GRANTS	HHS Project	\$1,719,540	\$98,889,389
585	93.978	PREVENTIVE HEALTH SERVICE SEXUALLY TRANSMITTED DISEASE RESEARCH, DEMO, IN	HHS Project	\$401,573	\$20,090,383
586	93.982	MENTAL HEALTH DISASTER ASSISTANCE AND EMERGENCY MENTAL HEALTH	HHS Project	\$6,237,046	\$94,298,502
587	93.984	ACADEMIC ADMINISTRATIVE UNITS IN PRIMARY CARE	HHS Project	\$1,078,960	\$33,407,436
588	93.988	COOPERATIVE AGREEMENTS FOR STATE-BASED DIABETES CONTROL PROGRAMS	HHS Project	\$258,406	\$20,175,447
589	93.989	SENIOR INTERNATIONAL FELLOWSHIPS	HHS Project	\$841,834	\$34,814,116
590	93.991	PREVENTIVE HEALTH AND HEALTH SERVICES BLOCK GRANT	HHS Formula	\$2,783,394	\$129,995,160
591	93.994	MATERNAL AND CHILD HEALTH SERVICES BLOCK GRANT TO THE STATES	HHS Formula	\$25,953,842	\$1,188,888,656
592	93.995	ADOLESCENT FAMILY LIFE DEMONSTRATION PROJECTS	HHS Project	\$1,380,000	\$50,697,134
593	94.002	RETIRED AND SENIOR VOLUNTEER PROGRAM (RSVP)	CNCS Project	\$1,783,311	\$55,317,769
594	94.003	STATE COMMISSION	CNCS Project	\$405,964	\$13,189,257
595	94.004	LEARN & SERVE AMERICA-SCHOOL AND COMMUNITY BASED PROGRAMS	CNCS Project	\$536,554	\$27,729,082
596	94.005	LEARN AND SERVE AMERICA-HIGHER EDUCATION	CNCS Project	\$238,447	\$10,667,296
597	94.006	AMERICORPS	CNCS Project	\$4,728,811	\$259,458,946
598	94.007	PLANNING AND PROGRAM DEVELOPMENT GRANTS	CNCS Project	\$12,535,600	\$48,670,949
599	94.011	FOSTER GRANDPARENT PROGRAM	CNCS Project	\$756,862	\$81,548,984
600	94.013	VOLUNTEERS IN SERVICE TO AMERICA	CNCS Nonfinancial	\$60,854	\$14,575,524

Appendix B

Federal Grant Obligations Made to Virginia

(Federal Fiscal Year 2002)

CFDA	Programe	Federal Agency	Assistance Type	Virginia Amount FFY 2002	United States Amount FFY 2002
601	94.016		SENIOR COMPANION PROGRAM		
602	GG.100	CNCS	TENNESSEE VALLEY AUTHORITY--PAYMENTS IN LIEU OF TAXES	\$637,741	\$36,149,834
603	GG.460		NEIGHBORHOOD REINVESTMENT	\$81,000	\$328,329,000
604	GG.500		INTERIOR DEPT--SHARED REVENUES WITH STATES (INCLUDES MINERAL LEASING ACT)	\$2,109,000	\$72,932,000
605	GG.501		INTERIOR DEPARTMENT--PAYMENTS TO THE TERRITORIES	\$2,168,000	\$1,054,248,000
606	GG.600		CORPORATION FOR PUBLIC BROADCASTING--GRANTS	\$1,147,000	\$403,318,000
607	GG.700		STATE JUSTICE INSTITUTE	\$11,077,000	\$356,694,000
608	GG.900		ASSETS FORFEITURE FUND-JUSTICE DEPARTMENT	\$1,739,000	\$5,086,000
609	GG.901		ASSETS FORFEITURE FUND-TREASURY DEPARTMENT	\$2,282,000	\$199,157,000
TOTAL				\$740,000	\$61,288,000
				\$7,715,331,762	\$403,471,485,762

Note: The United States Amount for FFY 2002 column represents total funding available for those grant programs for which Virginia was awarded a federal obligation. Total United States obligations for all federal grant programs in federal fiscal year 2002 were \$412 billion.

Appendix B

Federal Grant Obligations Made to Virginia (Federal Fiscal Year 2002)

ARC	Appalachian Regional Commission
CNCS	Corporation for National & Community Service
COMM	Department of Commerce
DOD	Department of Defense
DOE	Department of Education
DOI	Department of the Interior
DOJ	Department of Justice
DOL	Department of Labor
EEOC	Equal Employment Opportunity Commission
ENERGY	Department of Energy
EPA	Environmental Protection Agency
FEMA	Federal Emergency Management Agency
FMCS	Federal Mediation Conciliation Service
HHS	Department of Health and Human Services
HUD	Department of Housing and Urban Development
NASA	National Aeronautics and Space Administration
NATARC	National Archives
NFAH	National Foundation on Arts and the Humanities
NRC	Nuclear Regulatory Commission
NSF	National Science Foundation
SBA	Small Business Administration
SSA	Social Security Administration
STATE	Department of State
TREAS	Department of Treasury
USDA	Department of Agriculture
USDOT	Department of Transportation
USIOP	United States Institute of Peace
VETSAFF	Department of Veterans' Affairs

Appendix C

Federal Grants from Which Virginia Received No Obligations

(Federal Fiscal Year 2002)

CFDA	Program Name	Assistance Type	Federal Agency	U.S. Amount FFY 2002	Estimated Total Virginia Share	Status	Reviewed	Funding Potential	Eligible Secretariat
1 10.156	FEDERAL-STATE MARKETING IMPROVEMENT PROGRAM	Project	USDA	\$3,000	\$76		N	N/A	
2 10.164	WHOLESALE MARKET DEVELOPMENT	Nonfinancial	USDA	\$5,000	\$126		N	N/A	
3 10.167	TRANSPORTATION SERVICES	Nonfinancial	USDA	\$55,000	\$1,391		N	N/A	
4 10.217	HIGHER EDUCATION GRANTS	Project	USDA	\$4,146,376	\$104,872		N	N/A	
5 10.219	BIOTECHNOLOGY RISK ASSESSMENT RESEARCH	Project	USDA	\$1,108,934	\$28,048		N	N/A	
6 10.223	HISPANIC SERVING INSTITUTIONS EDUCATION GRANTS	Project	USDA	\$5,578,033	\$141,082		N	N/A	
7 10.224	FUND FOR RURAL AMERICA - RESEARCH, EDUCATION & EXTENSION ACTIVITIES	Project	USDA	\$9,847,452	\$249,066		N	N/A	
8 10.225	COMMUNITY FOOD PROJECTS PROGRAM	Project	USDA	\$6,446,981	\$163,060		N	N/A	
9 10.227	1994 INSTITUTIONS RESEARCH PROGRAM	Project	USDA	\$1,151,722	\$29,130		N	N/A	
10 10.228	ALASKA NATIVE SERVING AND NATIVE HAWAIIAN SERVING INST. EDUCATION	Project	USDA	\$5,742,900	\$145,252		N	N/A	
11 10.304	HOMELAND SECURITY-AGRICULTURAL	Project	USDA	\$18,600,000	\$470,439	Virginia is not eligible. This program is non-competitively awarded to selected universities	Y	N	Education
12 10.410	VERY LOW TO MODERATE INCOME HOUSING LOANS	Direct Loans, Guaranteed/Insured	USDA	\$809,030	\$20,462		N	N/A	
13 10.435	STATE MEDIATION GRANTS	Project	USDA	\$3,492,880	\$88,343		N	N/A	
14 10.444	DIRECT HOUSING-NATURAL DISASTER LOANS AND GRANTS	Project, Direct Loans	USDA	\$669,497	\$16,933		N	N/A	
15 10.565	COMMODITY SUPPLEMENTAL FOOD PROGRAM (CSFP)	Formula	USDA	\$95,395,505	\$2,412,783	Virginia has not applied. However, currently no funding for new programs	Y	Y	HHR
16 10.572	WIC FARMERS MARKET NUTRITION PROGRAM (FMNP)	Formula	USDA	\$17,568,625	\$444,353	Virginia has not been able to provide the 30% matching funds, although staff are trying to identify sources	Y	Y	HHR
17 10.574	TEAM NUTRITION GRANTS	Project	USDA	\$9,792,269	\$247,670		N	N/A	
18 10.670	NATIONAL FOREST-DEPENDENT RURAL COMMUNITIES	Project	USDA	\$267,315	\$6,761		N	N/A	
19 10.672	RURAL DEVELOPMENT, FORESTRY AND COMMUNITIES	Project	USDA	\$2,864,800	\$72,458		N	N/A	
20 10.763	EMERGENCY COMMUNITY WATER ASSISTANCE GRANTS	Project	USDA	\$2,955,000	\$74,739	Three Virginia localities were awarded \$1.5 million in funding for FFY 2003 - no funds available previously	Y	N	Other
21 10.770	WATER AND WASTE DISPOSAL LOANS AND GRANTS (SECTION 306C)	Project, Direct Loans	USDA	\$37,001,787	\$935,865	Virginia is not eligible	Y	N	Other
22 10.772	EMPOWERMENT ZONES PROGRAM	Project	USDA	\$527,872	\$13,351		N	N/A	
23 10.854	RURAL ECONOMIC DEVELOPMENT LOANS AND GRANTS	Project, Direct Loans	USDA	\$2,620,000	\$66,266		N	N/A	
24 10.859	ASSISTANCE TO HIGH ENERGY COST RURAL COMMUNITIES	Project, Direct Loans	USDA	\$25,000,000	\$632,310	Virginia is not eligible	Y	N	Commerce and Trade
25 10.904	WATERSHED PROTECTION AND FLOOD PREVENTION	Project, Nonfinancial	USDA	\$22,865,392	\$578,321	Entities in Virginia received \$1.2 million in funding for FFY 1999 through FFY 2002. No funding is available in 2003.	Y	N	Natural Resources
26 10.TAS	TECHNICAL ASSISTANCE FOR SPECIALTY CROPS	Unknown	USDA	\$2,000,000	\$50,585		N	N/A	
27 11.113	ITA SPECIAL PROJECTS	Project	COMM	\$14,170,000	\$358,394	Virginia is not eligible	Y	N	N/A
28 11.312	RESEARCH AND EVALUATION PROGRAM	Project	COMM	\$419,725	\$10,616		N	N/A	
29 11.313	TRADE ADJUSTMENT ASSISTANCE	Project	COMM	\$9,705,000	\$245,463	Virginia is not eligible	Y	N	Education
30 11.400	GEODETIC SURVEYS AND SERVICES	Project	COMM	\$5,005,000	\$126,589		N	N/A	
31 11.426	FINANCIAL ASSISTANCE FOR NATIONAL CENTERS FOR COASTAL OCEAN SCIENCE	Project	COMM	\$3,632,538	\$91,876		N	N/A	
32 11.430	UNDERSEA RESEARCH	Project	COMM	\$17,045,237	\$431,115	Virginia receives funding	Y	N	Multiple
33 11.432	OFF. OF OCEANIC AND ATM. RESEARCH (OAR) JOINT AND CO-OP INSTITUTES	Project	COMM	\$65,278,822	\$1,651,059	Depends entirely on whether university research meets NOAA requirements. State's post-secondary institutions are eligible, but an award is unlikely.	Y	Y	Education
34 11.433	MARINE FISHERIES INITIATIVE	Project	COMM	\$3,084,644	\$78,018		N	N/A	

Appendix C

Federal Grants from Which Virginia Received No Obligations

(Federal Fiscal Year 2002)

CFDA	Program Name	Assistance Type	Federal Agency	U.S. Amount FFY 2002	Estimated Total Virginia Share	Status	Reviewed	Funding Potential	Eligible Secretariat
35 11.434	COOPERATIVE FISHERY STATISTICS	Project	COMM	\$5,292,355	\$133,856		N	N/A	
36 11.435	SOUTHEAST AREA MONITORING & ASSESSMENT PROGRAM	Project	COMM	\$1,121,315	\$28,361		N	N/A	
37 11.439	MARINE MAMMAL DATA PROGRAM	Project	COMM	\$17,069,062	\$431,718	Virginia receives funding	Y	N	Multiple
38 11.441	REGIONAL FISHERY MANAGEMENT COUNCILS	Project	COMM	\$20,707,751	\$523,749	Virginia is not eligible	Y	N	Other
39 11.445	HAWAII STOCK MANAGEMENT PROGRAM	Project	COMM	\$475,000	\$12,014		N	N/A	
40 11.449	INDEPENDENT EDUCATION AND SCIENCE PROJECTS AND PROGRAMS	Project	COMM	\$166,677	\$4,216		N	N/A	
41 11.453	UNALLIED SCIENCE PROGRAMS	Unknown	COMM	\$2,200,000	\$55,643	NOAA claims this program does not exist	Y	N	N/A
42 11.462	HYDROLOGIC RESEARCH	Project	COMM	\$142,432	\$3,602		N	N/A	
43 11.467	METEOROLOGIC AND HYDROLOGIC MODERNIZATION DEVELOPMENT	Project	COMM	\$2,969,300	\$75,101		N	N/A	
44 11.468	APPLIED METEOROLOGICAL RESEARCH	Project	COMM	\$950,074	\$24,030		N	N/A	
45 11.470	OFFICE OF ADMINISTRATION SPECIAL PROGRAMS	Project	COMM	\$4,785,800	\$121,044		N	N/A	
46 11.472	UNALLIED SCIENCE PROGRAM	Project	COMM	\$24,544,416	\$620,788	Virginia is not eligible. Program is not competitively awarded.	Y	N	Multiple
47 11.473	COASTAL SERVICES CENTER	Project	COMM	\$10,893,548	\$275,524	Potential for Funding	Y	Y	Multiple
48 11.477	FISHERIES DISASTER RELIEF	Project	COMM	\$4,645,500	\$117,496	Virginia is not eligible. Program is awarded based on identified emergency need.	Y	N	Natural Resources
49 11.480	NATIONAL OCEAN SERVICE INTERN PROGRAM	Project	COMM	\$2,116,601	\$53,534		N	N/A	
50 11.481	EDUCATIONAL PARTNERSHIP PROGRAM	Project	COMM	\$21,788,127	\$551,074	Virginia received \$1,347,723 for FFY 2002	Y	N	Education
51 11.702	INTERNSHIP PROGRAM FOR POSTSECONDARY STUDENTS	Project	COMM	\$1,025,836	\$25,946		N	N/A	
52 11.800	MINORITY BUSINESS DEVELOPMENT CENTERS	Project	COMM	\$7,129,370	\$180,319		N	N/A	
53 11.802	MINORITY BUSINESS DEVELOPMENT	Project	COMM	\$600,000	\$15,175		N	N/A	
54 11.803	MINORITY BUSINESS OPPORTUNITY COMMITTEE	Project	COMM	\$1,337,682	\$33,833		N	N/A	
55 12.607	COMMUNITY ECONOMIC ADJUSTMENT PLANNING ASSISTANCE	Project	DOD	\$2,952,035	\$74,664		N	N/A	
56 12.911	DEFENSE TECHNOLOGY CONVERSION, REINVESTMENT, AND TRANSITION	Unknown	DOD	\$24,311,398	\$614,894	Program was deleted (2002)	Y	N	N/A
57 12.AAD	NATIONAL GUARD SPECIAL MILITARY OPERATIONS & PROJECTS	Unknown	DOD	\$10,998,600	\$278,181	Congress did not authorize FFY 2002 funding	Y	N	N/A
58 12.AAF	NATIONAL GUARD CIVILIAN YOUTH OPPORTUNITIES PILOT PROGRAM	Unknown	DOD	\$2,520,000	\$63,737	Virginia received \$1.68 million for FFY 2002	Y	N	Public Safety
59 12.AAG	DRUG INTERDICTION AND COUNTER DRUG ACTIVITIES	Unknown	DOD	\$10,744,400	\$271,752		N	N/A	
60 12.AMA	ARMY RESEARCH AND DEVELOPMENT AGREEMENTS FT MONMOUTH NJ	Unknown	DOD	\$1,841,929	\$46,587		N	N/A	
61 12.CAG	BASIC RESEARCH AND DEVELOPMENT 10 USC 2358	Unknown	DOD	\$2,349,935	\$59,436		N	N/A	
62 12.DSC	RESEARCH - DSS- W	Unknown	DOD	\$4,159,255	\$105,198		N	N/A	
63 12.FMP	FORCE MANAGEMENT POLICY (DSSW)	Unknown	DOD	\$9,476,000	\$239,671		N	N/A	
64 14.187	PRESERVATION OF AFFORDABLE HOUSING (TITLE II (ELIHPA), TITLE III, TITLE I	Unknown	HUD	\$389,594	\$9,854	Program was consolidated in 14.194 (1998) and deleted (1999)	Y	N	N/A
66 14.219	COMMUNITY DEVELOPMENT BLOCK GRANTS/SMALL CITIES PROGRAM	Formula	HUD	\$28,013,325	\$708,525	Virginia is not eligible	Y	N	Commerce and Trade
67 14.221	URBAN DEVELOPMENT ACTION GRANTS	Unknown	HUD	\$6,342,310	\$160,412	Program was deleted (1989)	Y	N	N/A
68 14.225	CDBG/SECRETARYS DISCRETIONARY FUND-INSULAR AREA	Project	HUD	\$8,017,334	\$202,778		N	N/A	
69 14.232	COMMUNITY DEVELOPMENT BLOCK GRANT--SECRETARY FUND--SPECIAL	Unknown	HUD	\$40,000	\$1,012	Program was deleted (1990)	Y	N	N/A

Appendix C

Federal Grants from Which Virginia Received No Obligations

(Federal Fiscal Year 2002)

CFDA	Program Name	Assistance Type	Federal Agency	U.S. Amount FFY 2002	Estimated Total Virginia Share	Status	Reviewed	Funding Potential	Eligible Secretariat
70	14.240 HOPE FOR HOME OWNERSHIP OF SINGLE FAMILY HOMES	Unknown	HUD	\$291,688	\$7,377	Program was deleted (1997)	Y	N	N/A
71	14.243 OPPORTUNITIES FOR YOUTH-YOUTHBUILD PROGRAM	Project	HUD	\$68,892	\$1,742		N	N/A	
72	14.410 FAIR HOUSING INITIATIVES PROGRAM (FHIP) PRIVATE ENFORCEMENT INITIATIVE	Project	HUD	\$11,341,012	\$286,842	Virginia is not eligible	Y	N	Other
73	14.851 LOW INCOME HSG-HOMEOWNERSHIP OPPORT-LOW INCOME FAMILIES	Unknown	HUD	\$1,386,293	\$35,063	Virginia is not eligible. Program was consolidated into 14.867 (1998)	Y	N	N/A
74	14.852 PUBLIC AND INDIAN HOUSING-COMPREHENSIVE IMPROVEMENT	Unknown	HUD	\$2,743,409	\$69,387	Virginia receives funding. Program was consolidated into 14.872 (2000)	Y	N	Other
75	14.856 LOW INCOME HOUSING ASSISTANCE PROGRAM-SECTION 8 MODERATE	Direct Payments for Specified Use	HUD	\$1,473,191	\$37,261		N	N/A	
76	14.861 PUBLIC AND INDIAN HOUSING FAMILY INVESTMENT CENTERS PROGRAM	Unknown	HUD	\$585,890	\$14,819	Program was deleted (1996)	Y	N	N/A
77	15.225 RECREATION RESOURCE MANAGEMENT	Project, Nonfinancial	DOI	\$1,699,989	\$42,997		N	N/A	
78	15.228 URBAN INTERFACE COMMUNITY AND RURAL FIRE ASSISTANCE	Project, Nonfinancial	DOI	\$28,058,616	\$709,670	Virginia is not eligible	Y	N	N/A
79	15.506 WATER DESALINATION RESEARCH AND DEVELOPMENT PROGRAM	Project	DOI	\$2,357,934	\$59,638		N	N/A	
80	15.612 ENDANGERED SPECIES CONSERVATION	Unknown	DOI	\$34,916	\$883	Program was deleted (1995)	Y	N	N/A
81	15.614 COASTAL WETLANDS PLANNING, PROTECTION AND RESTORATION ACT	Project	DOI	\$1,472,000	\$37,230		N	N/A	
82	15.616 CLEAN VESSEL ACT	Project	DOI	\$217,000	\$5,488		N	N/A	
83	15.617 WILDLIFE CONSERVATION AND APPRECIATION	Project	DOI	\$5,946,070	\$150,390		N	N/A	
84	15.620 AFRICAN ELEPHANT CONSERVATION	Project	DOI	\$500,311	\$12,654		N	N/A	
85	15.621 ASIAN ELEPHANT CONSERVATION	Project	DOI	\$54,533	\$1,379		N	N/A	
86	15.625 WILDLIFE CONSERVATION AND RESTORATION	Unknown	DOI	\$4,738,024	\$119,836	Virginia received an obligation of \$982,907 for FFY 2001 funding to be spread over a six year period	Y	N	Natural Resources
87	15.626 HUNTER EDUCATION AND SAFETY PROGRAM	Formula	DOI	\$75,000	\$1,897	Virginia received \$750,000 for FFY 2002	Y	N	Natural Resources
88	15.629 GRANT APES CONSERVATION	Project	DOI	\$269,103	\$6,806		N	N/A	
89	15.632 CONSERVATION GRANTS PRIVATE STEWARDSHIP FOR IMPERILED SPECIES	Project	DOI	\$231,810	\$5,863		N	N/A	
90	15.904 HISTORIC PRESERVATION GRANTS IN AID	Formula	DOI	\$4,954,727	\$125,317	Virginia received \$750,484 for FFY 2002	Y	N	Natural Resources
91	15.916 OUTDOOR RECREATION-ACQUISITION, DEVELOPMENT AND PLANNING	Project	DOI	\$33,507,725	\$847,491	Virginia received \$2,308,483 for FFY 2002	Y	N	Natural Resources
92	15.923 NATIONAL CENTER FOR PRESERVATION TECHNOLOGY AND TRAINING	Project	DOI	\$183,336	\$4,637		N	N/A	
93	15.AAH LWCF GRANT FOR BATTLEFIELD LAND ACQUISITION	Unknown	DOI	\$1,500,000	\$37,939	Virginia received \$535,000 for FFY 2002	Y	N	Natural Resources
94	15.BBA FISH AND WILDLIFE ENHANCEMENT FACILITIES	Unknown	DOI	\$11,183,301	\$282,853	Virginia is not eligible	Y	N	Other
95	15.BBC OUTDOOR RECREATION FACILITIES	Unknown	DOI	\$8,713,050	\$220,374	Program was deleted	Y	N	N/A
96	15.BBD RELOCATION OF POWER LINES, GAS LINES, ROADS, UTILITIES AND BRIDGES	Unknown	DOI	\$18,986,786	\$480,222	Virginia is not eligible	Y	N	Multiple
97	15.BBE INVESTIGATION OF CULTURAL RESOURCES	Unknown	DOI	\$2,767,717	\$70,002	Limited Potential	Y	Y	Other
98	15.BBF LAW ENFORCEMENT	Unknown	DOI	\$1,299,990	\$32,880	Virginia is not eligible	Y	N	N/A
99	15.BBI CONFERENCES	Unknown	DOI	\$165,349	\$4,182	Program was deleted	Y	N	N/A
100	15.BBJ GENERAL ENGINEERING AND RESEARCH	Unknown	DOI	\$2,524,168	\$63,842	Program was deleted	Y	N	N/A
101	15.BBK AMERICAN RIVER WATERSHED	Unknown	DOI	\$79,289	\$2,005	Virginia is not eligible	Y	N	N/A
102	15.BBL SALINE WATER RESEARCH	Unknown	DOI	\$13,968,987	\$353,309	Limited Potential	Y	Y	Other
103	15.BBN WATER RESOURCES RESEARCH	Unknown	DOI	\$195,163	\$4,936	Program was deleted	Y	N	N/A

Appendix C

Federal Grants from Which Virginia Received No Obligations

(Federal Fiscal Year 2002)

CFDA	Program Name	Assistance Type	Federal Agency	U.S. Amount FFY 2002	Estimated Total Virginia Share	Status	Reviewed	Funding Potential	Eligible Secretariat
104 15.BBO	EMERGENCY DROUGHT RELIEF	Unknown	DOI	\$127,000	\$3,212	Virginia is not eligible	Y	N	N/A
105 15.BBP	GROUNDWATER RECHARGE STUDIES	Unknown	DOI	\$704,999	\$17,831	Limited Potential	Y	Y	Other
106 15.BBQ	GARRISON DIVERSION UNIT	Unknown	DOI	\$630,567	\$15,949	Virginia is not eligible	Y	N	N/A
107 15.BBR	O & M OF IRRIGATION FACILITIES	Unknown	DOI	\$25,259,712	\$638,879	Program was deleted	Y	N	N/A
108 15.BBV	PROTECTION OF TIMBER	Unknown	DOI	\$354,406	\$8,964	Limited Potential	Y	Y	Other
109 15.BBW	NORTH AMERICAN WETLANDS CONSERVATION	Unknown	DOI	\$91,000	\$2,302	Limited Potential	Y	Y	Other
110 15.BBX	MANAGEMENT OF UNDESIRABLE PLANT SPECIES ON FEDERAL LANDS	Unknown	DOI	\$155,900	\$3,943	No federal funding available for FFY 2002	Y	N	Other
111 15.BBY	EAST MUDDY CREEK LANDSLIDE	Unknown	DOI	\$326,221	\$8,251	Virginia is not eligible	Y	N	N/A
112 15.BBZ	INTERNATIONAL CONGRESS ON LARGE DAMS	Unknown	DOI	\$31,250	\$790	Program was deleted	Y	N	N/A
113 15.BCB	NATIONAL FISH AND WILDLIFE FOUNDATION, P.L. 103-232	Unknown	DOI	\$40,000	\$1,012	Virginia is not eligible	Y	N	N/A
114 15.BCD	FISH AND WILDLIFE COORDINATION ACT, PUB. L. 85-624	Unknown	DOI	\$53,326,845	\$1,348,765	Limited Potential	Y	Y	Natural Resources
115 15.BCE	SMALL RECLAMATION PROJECTS ACT OF 1956, 43 U.S.C. 422-423G	Unknown	DOI	\$301,300	\$7,621	Virginia is not eligible	Y	N	N/A
116 15.BCG	FORT PECK RURAL COUNTY WATER SUPPLY SYSTEM ACT OF 1996, P.L. 104-300	Unknown	DOI	\$3,240,000	\$81,947	Virginia is not eligible	Y	N	N/A
117 15.BCH	PERKINS COUNTY RURAL WATER SYSTEM ACT OF 1999	Unknown	DOI	\$3,080,000	\$77,901	Virginia is not eligible	Y	N	N/A
118 15.BCK	LEWIS AND CLARK RURAL WATER SYSTEM ACT OF 2000, P.L. 106-246	Unknown	DOI	\$1,618,000	\$40,923	Virginia is not eligible	Y	N	N/A
119 15.BCL	ENERGY & WATER DEVELOPMENT APPROPRIATIONS ACT OF 2002	Unknown	DOI	\$944,299	\$23,884	Limited Potential	Y	Y	Other
120 15.BCM	KLAMATH BASIN WATER SUPPLY ENHANCEMENT ACT OF 2000	Unknown	DOI	\$500,000	\$12,646	Virginia is not eligible	Y	N	N/A
121 15.BCO	ENERGY & WATER DEVELOPMENT APPROPRIATIONS ACT OF 2002	Unknown	DOI	\$3,500,000	\$88,523	Virginia is not eligible	Y	N	Other
122 15.BCP	HABITAT MANAGEMENT PLANNING GRANTS	Unknown	DOI	\$375,000	\$9,485	Limited Potential	Y	Y	Other
123 15.BCQ	SECURITY OF DAMS, FACILITIES	Unknown	DOI	\$659,040	\$16,669	Virginia is not eligible	Y	N	N/A
124 15.DAB	COOPERATIVE AGREEMENT FOR PURPOSE OF UTILIZING STATE PRISONERS WEED CONTROL	Unknown	DOI	\$125,000	\$3,162	Virginia is not eligible	Y	N	N/A
125 15.DAC	WEED CONTROL	Unknown	DOI	\$3,899,239	\$98,621	Virginia is not eligible	Y	N	Other
126 15.DAD	CONSERVATION CORPS	Unknown	DOI	\$847,502	\$21,435	Virginia is not eligible	Y	N	N/A
127 15.DAE	ENVIRONMENTAL CAREERS ORGANIZATION	Unknown	DOI	\$4,318,108	\$109,215	Virginia is not eligible	Y	N	Other
128 15.DAG	WILD HORSE AND BURROS	Unknown	DOI	\$1,044,214	\$26,411	Virginia is not eligible	Y	N	N/A
129 15.DAH	HAZARDS/HAZMAT	Unknown	DOI	\$85,046	\$2,151	Virginia is not eligible	Y	N	N/A
130 15.DAJ	RESEARCH IN PUBLIC LANDS	Unknown	DOI	\$42,500	\$1,075	DOI no longer uses this program	Y	N	N/A
131 15.DAM	SOIL, WATER, AND AIR RESOURCES	Unknown	DOI	\$5,906,140	\$149,381	Limited Potential	Y	Y	Other
132 15.DAN	HBCU AND HACU AWARDS	Unknown	DOI	\$238,200	\$6,025	Limited Potential	Y	Y	Other
133 15.DAR	RECREATION	Unknown	DOI	\$186,800	\$4,725	Virginia is not eligible	Y	N	N/A
134 15.DAS	COOPERATIVE AGREEMENT TO USE STATE PRISONERS ON PUBLIC LANDS	Unknown	DOI	\$1,503,977	\$38,039	Virginia is not eligible	Y	N	N/A
135 15.DAT	FIRE STUDIES & HAZARD REDUCTION	Unknown	DOI	\$998,464	\$25,254	Virginia is not eligible	Y	N	N/A
136 15.DAU	LAW ENFORCEMENT COOPERATIVE AGREEMENTS (LECA)	Unknown	DOI	\$933,798	\$23,618	Virginia is not eligible	Y	N	N/A
137 15.DAV	COOPERATIVE ECOSYSTEM SYSTEM STUDIES UNIT AWARDS	Unknown	DOI	\$1,678,890	\$42,463	Limited Potential	Y	Y	Other

Appendix C

Federal Grants from Which Virginia Received No Obligations

(Federal Fiscal Year 2002)

CFDA	Program Name	Assistance Type	Federal Agency	U.S. Amount FFY 2002	Estimated Total Virginia Share	Status	Reviewed	Funding Potential	Eligible Secretariat
138 15.DBD	STUDENT CONSERVATION ASSOCIATION AWARDS	Unknown	DOI	\$1,024,030	\$25,900	Virginia is not eligible	Y	N	N/A
139 15.DDD	INFORMATION ON MANAGEMENT DATA SHARING	Unknown	DOI	\$1,914,107	\$48,412	Virginia is not eligible	Y	N	N/A
140 15.DDG	STUDENT TRAINING	Unknown	DOI	\$782,842	\$19,800	Virginia is not eligible	Y	N	N/A
141 15.FFE	RESEARCH/ISSUES	Unknown	DOI	\$33,195	\$840		N	N/A	
142 15.IAA	UNIVERSITY OF ALASKA	Unknown	DOI	\$8,185,829	\$207,039		N	N/A	
143 15.IAB	RESEARCH & TECHNOLOGY DEVELOPMENT	Unknown	DOI	\$1,395,484	\$35,295		N	N/A	
144 16.201	CUBAN AND HAITIAN ENTRANT RESETTLEMENT PROGRAM	Project	DOJ	\$28,836,707	\$729,350	Virginia is not eligible. Program was transferred into 97.009 (2003)	Y	N	Other
145 16.202	OFFENDER REENTRY PROGRAM	Project	DOJ	\$38,373,940	\$970,570	Virginia received \$1,999,971 for FFY 2002 funding	Y	N	Public Safety
146 16.203	SEX OFFENDER MANAGEMENT DISCRETIONARY GRANT	Project	DOJ	\$2,657,677	\$67,219		N	N/A	
147 16.527	SUPERVISED VISITATION, SAFE HAVENS FOR CHILDREN	Project	DOJ	\$6,871,749	\$173,803		N	N/A	
148 16.528	TRAINING GRANTS TO STOP ABUSE & SEXUAL ASSAULT OF OLDER INDIV OR	Project	DOJ	\$4,498,962	\$113,790		N	N/A	
149 16.547	VICTIMS OF CHILD ABUSE	Project	DOJ	\$3,360,439	\$84,994	Virginia receives funding	Y	N	Other
150 16.562	CRIMINAL JUSTICE RESEARCH & DEVELOPMENT GRADUATE RESEARCH	Project	DOJ	\$4,753	\$120		N	N/A	
151 16.564	CRIME LAB IMPROVEMENT - COMBINED OFFENDER DNA INDEX SYSTEM BACKLOG	Project	.	\$5,489,573	\$138,845		N	N/A	
152 16.573	CRIMINAL JUSTICE BLOCK GRANTS	Unknown	DOJ	\$107,000	\$2,706	Program was deleted (1999)	Y	N	N/A
153 16.583	CHILDREN'S JUSTICE ACT PARTNERSHIPS FOR INDIAN COMMUNITIES	Project, Direct Payments for Specified Use	DOJ	\$2,414,271	\$61,063		N	N/A	
154 16.589	RURAL DOMESTIC VIOLENCE & CHILD VICTIMIZATION ENFORCEMENT GRANT	Project	DOJ	\$35,532,002	\$898,690	Virginia is not eligible	Y	N	N/A
155 16.590	GRANTS TO ENCOURAGE ARREST POLICIES & ENFORCEMENT OF	Project	DOJ	\$3,818,024	\$96,567		N	N/A	
156 16.596	CORRECTIONAL GRANT PROGRAM FOR INDIAN TRIBES	Project	DOJ	\$25,372,516	\$641,732	Virginia is not eligible	Y	N	N/A
157 16.597	MOTOR VEHICLE THEFT PROTECTION ACT PROGRAM	Project	DOJ	\$771,706	\$19,518		N	N/A	
158 16.599	LOCAL FIREFIGHTING AND EMERGENCY SERVICE TRAINING	Unknown	DOJ	\$3,400,000	\$85,994	Program was deleted (1999)	Y	N	N/A
159 16.610	REGIONAL INFORMATION SHARING SYSTEMS	Project	DOJ	\$28,372,550	\$717,610	Virginia is not eligible	Y	N	Public Safety
160 16.612	NATIONAL WHITE COLLAR CRIME CENTER (NWCCC)	Project	DOJ	\$10,090,000	\$255,201	Virginia is not eligible. Program is not competitively awarded	Y	N	Public Safety
161 16.728	DRUG PREVENTION PROGRAM	Project	DOJ	\$106,700	\$2,699		N	N/A	
162 16.AAL	NATIONAL COURT APPOINTED SPECIAL ADVOCATE ASSOCIATION	Unknown	DOJ	\$11,636,100	\$294,305	Virginia received \$276,900 for FFY 2002	Y	N	Other
163 16.AAN	OFFICE OF JUSTICE PROGRAMS	Unknown	DOJ	\$1,742,154	\$44,063	Program is not valid for FFY 2003	Y	N	
164 17.700	WOMEN'S SPECIAL EMPLOYMENT ASSISTANCE	Nonfinancial	DOL	\$1,014,983	\$25,671		N	N/A	
165 17.802	VETERANS EMPLOYMENT PROGRAM	Project	DOL	\$7,006,771	\$177,218	Potential for Funding	Y	Y	Multiple
166 17.805	HOMELESS VETERANS REINTEGRATION PROJECT	Project	DOL	\$19,873,103	\$502,639	Potential for Funding	Y	Y	Multiple
167 19.408	EDUCATIONAL EXCHANGE-TEACHERS FROM SECONDARY AND POSTSECONDARY	Project	STATE	\$1,800,912	\$45,549		N	N/A	
168 19.418	EDUCATIONAL EXCHANGE-FULBRIGHT AMERICAN STUDIES INSTITUTES	Project	STATE	\$1,960,238	\$49,579		N	N/A	
169 19.423	EXCHANGE-ENGLISH LANGUAGE SPECIALIST/SPEAKER PROGRAM	Project	STATE	\$391,053	\$9,891		N	N/A	
170 20.109	AIR TRANSPORTATION CENTERS OF EXCELLENCE	Project, Nonfinancial	USDOT	\$1,310,829	\$33,154		N	N/A	
171 20.308	LOCAL RAIL SERVICE ASSISTANCE	Unknown	USDOT	\$2,000,000	\$50,585	Program was deleted (2000)	Y	N	N/A

Appendix C

Federal Grants from Which Virginia Received No Obligations

(Federal Fiscal Year 2002)

CFDA	Program Name	Assistance Type	Federal Agency	U.S. Amount FFY 2002	Estimated Total Virginia Share	Status	Reviewed	Funding Potential	Eligible Secretariat
172 20.313	RAILROAD RESEARCH AND DEVELOPMENT	Project	USDOT	\$554,000	\$14,012		N	N/A	
173 20.502	FEDERAL TRANSIT GRANTS FOR UNIVERSITY RESEARCH AND TRAINING	Project	USDOT	\$5,994,370	\$151,612		N	N/A	
174 20.505	FEDERAL TRANSIT-METROPOLITAN PLANNING GRANTS	Project / Formula	USDOT	\$110,027,961	\$2,782,873	Virginia received \$1,146,489 for FFY 2001	Y	N	Transportation
175 20.513	CAPITAL ASSISTANCE PROGRAM FOR ELDERLY AND PERSONS WITH TRANSIT PLANNING AND RESEARCH	Formula	USDOT	\$34,538,783	\$873,569	Virginia was obligated \$1,811,275 for FFY 2002	Y	N	Transportation
176 20.514	ALCOHOL TRAFFIC SAFETY AND DRUNK DRIVING PREVENTION INCENTIVE GRANTS	Project	USDOT	\$6,065,414	\$153,409		N	N/A	
177 20.601	FEDERAL HIGHWAY SAFETY DATA IMPROVEMENTS INCENTIVE GRANTS	Project	USDOT	\$3,466	\$88	Virginia receives funding	Y	N	Transportation
178 20.603	NATIONAL PIPELINE MAPPING SYSTEM	Formula	USDOT	\$3,976,240	\$100,569		N	N/A	
179 20.714	GANG RESISTANCE EDUCATION AND TRAINING	Project	USDOT	\$192,040	\$4,857	No FFY 2002 federal funding available to states	Y	N	Multiple
180 21.053	EMPLOYMENT DISCRIMINATION PROJECT CONTRACTS INDIAN TRIBES	Project	TREAS	\$4,748,000	\$120,088		N	N/A	
181 30.009	PROMOTION OF THE ARTS DESIGN ARTS	Direct Payments for Specified Use	EEOC	\$1,590,000	\$40,215		N	N/A	
182 45.001	PROMOTION OF THE ARTS-DANCE	Unknown	NFAH	\$33,331	\$843	Virginia receives funding - Consolidated into 45.024 (1996)	Y	N	Education
183 45.002	PROMOTION OF THE ARTS IN EDUCATION	Unknown	NFAH	\$16,400	\$415	Virginia receives funding - Consolidated into 45.024 (1996)	Y	N	Education
184 45.003	PROMOTION OF THE ARTS MEDIA ARTS: FILM/RADIO/TELEVISION	Unknown	NFAH	\$2,580	\$65	Virginia receives funding - Consolidated into 45.024 and 45.025 (1996)	Y	N	Education
185 45.006	PROMOTION OF THE ARTS INTER-ARTS	Unknown	NFAH	\$20,813	\$526	Virginia receives funding - Consolidated into 45.024 (1996)	Y	N	Education
186 45.007	PROMOTION OF THE ARTS ADVANCEMENT GRANTS	Unknown	NFAH	\$83,798	\$2,119	Virginia receives funding - Consolidated into 45.025 (1996)	Y	N	Education
187 45.008	PROMOTION OF THE ARTS LOCAL PROGRAMS	Unknown	NFAH	\$9,479	\$240	Virginia receives funding - Consolidated into 45.024 (1996)	Y	N	Education
188 45.009	PROMOTION OF THE ARTS HUMANITIES PROJECTS	Unknown	NFAH	\$38,186	\$966	Virginia receives funding - Consolidated into 45.024 (1996)	Y	N	Education
189 45.010	PROMOTION OF THE ARTS HUMANITIES PROJECTS	Unknown	NFAH	\$52,787	\$1,335	Virginia receives funding - Consolidated into 45.024 and 45.025 (1996)	Y	N	Education
190 45.011	PROMOTION OF THE ARTS HUMANITIES PROJECTS	Unknown	NFAH	\$79,670	\$2,015	Virginia receives funding - Consolidated into 45.024 and 45.025 (1996)	Y	N	Education
191 45.021	PROMOTION OF THE ARTS HUMANITIES PROJECTS	Unknown	NFAH	\$5,850	\$148	Program was deleted (1996)	Y	N	N/A
192 45.022	PROMOTION OF THE ARTS HUMANITIES PROJECTS	Unknown	NFAH	\$561	\$14	Virginia receives funding - Consolidated into 45.024 (1996)	Y	N	Education
193 45.023	PROMOTION OF THE ARTS HUMANITIES PROJECTS	Unknown	NFAH	\$32,133	\$813	Virginia receives funding - Consolidated into 45.024 and 45.025 (1996)	Y	N	Education
194 45.113	PROMOTION OF THE ARTS HUMANITIES PROJECTS	Unknown	NFAH	\$10,000	\$253	Virginia receives funding - Consolidated into 45.164 (1996)	Y	N	Multiple
195 45.122	PROMOTION OF THE ARTS HUMANITIES PROJECTS	Unknown	NFAH	\$389,719	\$9,857	Virginia receives funding - Consolidated into 45.161 (1996)	Y	N	Other
196 45.124	PROMOTION OF THE ARTS HUMANITIES PROJECTS	Unknown	NFAH	\$75,000	\$1,897	Program was consolidated into 45.145 (1992)	Y	N	Other
197 45.145	PROMOTION OF THE ARTS HUMANITIES PROJECTS	Unknown	NFAH	\$286,220	\$7,239	Virginia receives funding - Consolidated into 45.149 (1996)	Y	N	Multiple
198 45.166	PROMOTION OF THE ARTS HUMANITIES PROJECTS	Project	NFAH	\$131,706	\$3,331		N	N/A	
199 45.311	EXTENDING THE REACH GRANTS TO NATIVE AMERICAN LIBRARY SERVICES	Project	NFAH	\$2,941,000	\$74,385		N	N/A	
200 47.073	SCIENCE AND TECHNOLOGY CENTERS	Unknown	NSF	\$12,065	\$305	Program was deleted (1996)	Y	N	N/A
201 59.007	MANAGEMENT AND TECHNICAL ASSISTANCE	Project	SBA	\$4,004,951	\$101,295		N	N/A	
202 59.044	VETERANS ENTREPRENEURIAL TRAINING AND COUNSELING	None	SBA	\$150,000	\$3,794		N	N/A	
203 64.005	GRANTS TO STATES FOR CONSTRUCTION OF STATE HOME FACILITIES	Project	VETSAFF	\$96,197,000	\$2,433,055	Virginia received \$585,000 for FFY 2003	Y	N	Administration
204 64.203	STATE CEMETERY GRANTS	Project	VETSAFF	\$40,869,000	\$1,033,676	Virginia received \$6.5 million for FFY 2003	Y	N	Administration
205 66.006	AIR POLLUTION CONTROL	Unknown	EPA	\$578,288	\$14,626	Program was deleted (1998)	Y	N	N/A

Appendix C

Federal Grants from Which Virginia Received No Obligations

(Federal Fiscal Year 2002)

CFDA	Program Name	Assistance Type	Federal Agency	U.S. Amount FFY 2002	Estimated Total Virginia Share	Status	Reviewed	Funding Potential	Eligible Secretariat
206 66.009	AIR INFORMATION CENTER	Nonfinancial	EPA	\$128,818	\$3,258		N	N/A	
207 66.033	OZONE TRANSPORT	Project	EPA	\$2,078,900	\$52,580		N	N/A	
208 66.433	STATE UNDERGROUND WATER SOURCE PROTECTION	Formula	EPA	\$5,832,899	\$147,528	Virginia allows EPA to administer this program (VA could receive as much as \$80,000 and have to pay about \$26,700)	Y	Y	Natural Resources
209 66.438	CONSTRUCTION MANAGEMENT ASSISTANCE GRANTS	Unknown	EPA	\$1,330,199	\$33,644	Program was deleted (1998)	Y	N	N/A
210 66.456	NATIONAL ESTUARY PROGRAM	Project	EPA	\$13,100,916	\$331,354	Virginia is not eligible	Y	N	Natural Resources
211 66.473	DIRECT IMPLEMENTATION TRIBAL COOPERATIVE AGREEMENTS	Project	EPA	\$626,367	\$15,842		N	N/A	
212 66.475	GULF OF MEXICO PROGRAM	Project	EPA	\$365,166	\$9,236		N	N/A	
213 66.477	VULNERABILITY ASSESS & RELATED SECURITY IMPROVEMENTS AT LARGE	Project	EPA	\$3,215,330	\$81,323		N	N/A	
214 66.501	AIR POLLUTION CONTROL RESEARCH GRANTS	Unknown	EPA	\$100,000	\$2,529	Virginia receives funding - Consolidated into 66.500 (1997)	Y	N	Multiple
215 66.502	PESTICIDES CONTROL RESEARCH GRANTS	Unknown	EPA	\$495,000	\$12,520	Virginia receives funding - Consolidated into 66.500 (1997)	Y	N	Multiple
216 66.508	SENIOR ENVIRONMENTAL EMPLOYMENT PROGRAM	Project	EPA	\$53,722,566	\$1,358,774	Virginia is not eligible	Y	N	N/A
217 66.600	ENVIRONMENTAL PROTECTION CONSOLIDATED GRANTS PROGRAM	Project	EPA	\$7,058,063	\$178,515		N	N/A	
218 66.651	SUSTAINABLE DEVELOPMENT CHALLENGE GRANT	Unknown	EPA	\$97,448	\$2,465	Program was deleted (2000)	Y	N	N/A
219 66.700	CONSOLIDATED PESTICIDE ENFORCEMENT COOPERATIVE AGREEMENTS	Project	EPA	\$14,477,383	\$366,168	Virginia receives funding	Y	N	Natural Resources
220 66.701	TOXIC SUBSTANCES COMPLIANCE MONITORING COOPERATIVE AGREEMENTS	Project	EPA	\$2,004,506	\$50,699		N	N/A	
221 66.709	CAPACITY BUILDING GRANTS & COOPERATIVE AGREEMENTS FOR STATES	Project	EPA	\$947,294	\$23,959		N	N/A	
222 66.714	PESTICIDE ENVIRONMENTAL STEWARDSHIP-REGIONAL GRANTS	Project	EPA	\$570,597	\$14,432		N	N/A	
223 66.806	SUPERFUND TECHNICAL ASSISTANCE GRANTS FOR CITIZEN GROUPS AT	Project	EPA	\$1,187,393	\$30,032		N	N/A	
224 66.807	SUPERFUND INNOVATIVE TECHNOLOGY EVALUATION PROGRAM	Project	EPA	\$6,000	\$152		N	N/A	
225 66.810	CEPP TECHNICAL ASSISTANCE GRANTS PROGRAM	Project	EPA	\$1,297,100	\$32,807		N	N/A	
226 66.812	HAZARDOUS WASTE MANAGEMENT GRANTS FOR TRIBES	Project	EPA	\$404,500	\$10,231		N	N/A	
227 66.950	ENVIRONMENTAL EDUCATION AND TRAINING PROGRAM	Project	EPA	\$1,815,000	\$45,906		N	N/A	
228 77.001	RADIATION CONTROL-TRAINING ASSISTANCE & ADVISORY COUNSELING AWARDS TO HISTORICALLY BLACK COLLEGES	Nonfinancial	.	\$780,332	\$19,736		N	N/A	
229 77.ABB	AWARDS TO HISTORICALLY BLACK COLLEGES	Unknown	NRC	\$250,000	\$6,323		N	N/A	
230 81.004	UNIVERSITY-LABORATORY COOPERATIVE PROGRAM	Unknown	ENERGY	\$11,140,890	\$281,780	Program was deleted (1998)	Y	N	N/A
231 81.065	NUCLEAR WASTE DISPOSAL SITING	Project, Direct Payments for Specified Use	ENERGY	\$18,702,510	\$473,032	Virginia is not eligible	Y	N	N/A
232 81.077	UNIVERSITY RESEARCH INSTRUMENTATION	Unknown	ENERGY	\$1,962,500	\$49,636	Program was deleted (1996)	Y	N	N/A
233 81.079	REGIONAL BIOMASS ENERGY PROGRAMS	Project	ENERGY	\$25,379,542	\$641,910	Virginia received \$40,000 in FFY 2002 funding as a sub-recipient to the Southern States Energy Board but, is ineligible for direct funding. FFY 2003 federal funding rescinded	Y	N	Commerce and Trade
234 81.081	ENERGY TASK FORCE FOR THE URBAN CONSORTIUM	Unknown	ENERGY	\$210,000	\$5,311	Program was deleted (2001)	Y	N	N/A
235 81.096	INNOVATED CLEAN COAL TECHNOLOGY	Unknown	ENERGY	\$16,178,847	\$409,202	Program was deleted (1994)	Y	N	N/A
236 81.098	MINORITY UNDERGRADUATE TRAINING FOR ENERGY RELATED CAREERS	Unknown	ENERGY	\$97,086	\$2,456	Program was deleted (1995)	Y	N	N/A
237 81.102	ACADEMIC PARTNERSHIP PROGRAMS	Unknown	ENERGY	\$8,000,000	\$202,339	Program was deleted (1998)	Y	N	N/A
238 81.103	TECHNOLOGY INTEGRATION	Unknown	ENERGY	\$3,102,971	\$78,482	Virginia receives funding - Consolidated into 81.104 (1993)	Y	N	Multiple
239 81.106	TRANSPORT OF TRANSURANIC WASTES TO ISOLATION PILOT PLANT: STATES	Project	ENERGY	\$24,911,231	\$630,065	Virginia is not eligible	Y	N	Commerce and Trade

Appendix C

Federal Grants from Which Virginia Received No Obligations

(Federal Fiscal Year 2002)

CFDA	Program Name	Assistance Type	Federal Agency	U.S. Amount FFY 2002	Estimated Total Virginia Share	Status	Reviewed	Funding Potential	Eligible Secretariat
240 81.112	STEWARDSHIP SCIENCE GRANT PROGRAM	Project	ENERGY	\$9,595,645	\$242,697		N	N/A	
241 81.113	DEFENSE NUCLEAR NONPROLIFERATION RESEARCH	Project	ENERGY	\$4,317,899	\$109,210		N	N/A	
242 81.114	UNIVERSITY NUCLEAR SCIENCE & REACTOR SUPPORT	Project	ENERGY	\$18,746,864	\$474,154	Virginia is currently ineligible. A state college must have an active nuclear reactor or doctoral program in Nuclear Engineering	Y	N	Education
243 81.115	STOCK PILE STEWARDSHIP COLLABORATIVE R & D	Unknown	ENERGY	\$10,437,292	\$263,984		N	N/A	
244 81.116	SCIENCE AND ENGINEERING TRAINING TO SUPPORT DIVERSITY-RELATED PROGRAMS	Project	ENERGY	\$700,500	\$17,717		N	N/A	
245 81.118	SOLAR ENERGY PARTNERSHIP SUPPORT AND BARRIER ELIMINATION	Unknown	ENERGY	\$75,889	\$1,919	Program was deleted (2001)	Y	N	N/A
246 81.120	ARMS CONTROL AND NONPROLIFERATIONS POLICY ANALYSIS	Project	ENERGY	\$530,300	\$13,413		N	N/A	
247 81.122	ADVANCE NUCLEAR MEDICINE INITIATIVES	Unknown	ENERGY	\$187,757	\$4,749		N	N/A	
248 81.AAK	TECHNOLOGY TRANSFER ACTIVITIES	Unknown	ENERGY	\$8,656,538	\$218,945		N	N/A	
249 81.AAL	STRATEGIC PETROLEUM RESERVE	Unknown	ENERGY	\$1,238,369	\$31,321		N	N/A	
250 83.010	NATIONAL FIRE ACADEMY EDUCATIONAL PROGRAM	Nonfinancial	FEMA	\$587,297	\$14,854		N	N/A	
251 83.012	HAZARDOUS MATERIALS ASSISTANCE PROGRAM	Project	FEMA	\$35,000	\$885		N	N/A	
252 83.542	FIRE SUPPRESSION ASSISTANCE	Unknown	FEMA	\$66,917	\$1,692	Virginia receives funding - Transferred to 83.550 (2002)	Y	N	Public Safety
253 83.548	HAZARD MITIGATION GRANT (HMGP)	Project	FEMA	\$225,000	\$5,691		N	N/A	
254 83.551	PROJECT IMPACT GRANTS	Unknown	FEMA	\$1,203,678	\$30,444	Program was deleted (2002)	Y	N	N/A
255 83.555	COOPERATING TECHNICAL PARTNERS	Project	FEMA	\$400,000	\$10,117		N	N/A	
256 83.999	MISCELLANEOUS PROGRAMS	Unknown	FEMA	\$170,000	\$4,300		N	N/A	
257 84.004	CIVIL RIGHTS TECHNICAL ASSISTANCE AND TRAINING	Project	DOE	\$7,274,000	\$183,977		N	N/A	
258 84.040	IMPACT AID-FACILITIES MAINTENANCE	Project	DOE	\$15,312,968	\$387,302	Funding for federally owned school facilities	Y	N	Education
259 84.051	VOCATIONAL EDUCATION-NATIONAL CENTERS FOR CAREER & TECHNICAL	Project	DOE	\$9,396,227	\$237,653		N	N/A	
260 84.083	WOMEN'S EDUCATIONAL EQUITY ACT PROGRAM	Project	DOE	\$1,985,348	\$50,214		N	N/A	
261 84.103	HIGHER EDUCATION-TRIO STAFF TRAINING PROGRAM	Project	DOE	\$6,762,255	\$171,034		N	N/A	
262 84.117	EDUCATIONAL RESEARCH AND DEVELOPMENT	Unknown	DOE	\$3,000,000	\$75,877	Program was deleted (1996)	Y	N	N/A
263 84.128	REHABILITATION SERVICES-SERVICE PROJECTS	Project	DOE	\$4,891,189	\$123,710		N	N/A	
264 84.141	MIGRANT EDUCATION - HIGH SCHOOL EQUIVALENCY PROGRAM	Project	DOE	\$22,986,572	\$581,386	Potential for funding	Y	Y	Education
265 84.149	MIGRANT EDUCATION PROGRAM-COLLEGE ASSISTANCE MIGRANT PROGRAM	Project	DOE	\$14,973,132	\$378,707	Potential for Funding	Y	Y	Education
266 84.160	TRAINING INTERPRETERS FOR DEAF INDIVIDUALS AND DEAF-BLIND	Project	DOE	\$1,329,476	\$33,626		N	N/A	
267 84.203	STAR SCHOOLS	Project	DOE	\$15,867,737	\$401,333	No funding available	Y	N	Education
268 84.214	EVEN START - MIGRANT EDUCATION	Project	DOE	\$8,195,584	\$207,286	Potential for Funding	Y	Y	Education
269 84.220	CENTER FOR INTERNATIONAL BUSINESS EDUCATION	Project	DOE	\$10,246,000	\$259,146		N	N/A	
270 84.229	LANGUAGE RESOURCE CENTERS	Project	DOE	\$4,877,000	\$123,351		N	N/A	
271 84.246	REHABILITATION SHORT-TERM TRAINING	Project	DOE	\$449,992	\$11,381		N	N/A	
272 84.255	LITERACY PROGRAMS FOR PRISONERS	Project	DOE	\$4,880,850	\$123,449	Potential for Funding (DCE applied 07/14/03)	Y	Y	Public Safety
273 84.257	NATIONAL INSTITUTE FOR LITERACY	Project	DOE	\$2,065,393	\$52,239		N	N/A	

Appendix C

Federal Grants from Which Virginia Received No Obligations

(Federal Fiscal Year 2002)

CFDA	Program Name	Assistance Type	Federal Agency	U.S. Amount FFY 2002	Estimated Total Virginia Share	Status	Reviewed	Funding Potential	Eligible Secretariat
274 84.258	EVEN START-INDIAN TRIBES AND TRIBAL ORGANIZATIONS	Project	DOE	\$4,808,250	\$121,612		N	N/A	
275 84.264	REHABILITATION CONTINUING EDUCATION PROGRAMS	Project	DOE	\$9,394,650	\$237,613		N	N/A	
276 84.275	REHABILITATION TRAINING-GENERAL TRAINING	Project	DOE	\$411,111	\$10,398		N	N/A	
277 84.283	COMPREHENSIVE REGIONAL ASSISTANT CENTERS	Nonfinancial	DOE	\$9,315,006	\$235,599		N	N/A	
278 84.290	BILINGUAL EDUCATION: COMPREHENSIVE SCHOOL GRANTS	Unknown	DOE	\$53,598,463	\$1,355,635	Program was deleted (2002)	Y	N	N/A
279 84.291	BILINGUAL EDUCATION: SYSTEM WIDE IMPROVEMENT GRANTS	Unknown	DOE	\$15,313,844	\$387,324	Program was deleted (2002)	Y	N	N/A
280 84.293	FOREIGN LANGUAGE ASSISTANCE	Project	DOE	\$7,557,606	\$191,150	LEAs in Virginia received \$179,004 in FFY 2002 funding. SEA is eligible for small portion of funds	Y	N	Education
281 84.299	SPECIAL PROJECTS DEMONSTRATION GRANTS	Unknown	DOE	\$19,801,525	\$500,828	Program was deleted (1997)	Y	N	N/A
282 84.303	TECHNOLOGY INNOVATION CHALLENGE GRANTS	Project	DOE	\$61,893,903	\$1,565,447	Unknown	Y	N	N/A
283 84.304	COOPERATIVE EDUCATION EXCHANGE PROGRAM	Project	DOE	\$7,170,633	\$181,363		N	N/A	
284 84.306	NATIONAL INSTITUTE ON THE EDUCATION OF AT-RISK STUDENTS	Project	DOE	\$10,448,227	\$264,261		N	N/A	
285 84.307	NATIONAL INSTITUTE ON EARLY CHILDHOOD DEVELOPMENT AND	Project	DOE	\$4,208,732	\$106,449		N	N/A	
286 84.308	NATIONAL INSTITUTE EDUCATIONAL GOVERNANCE, FINANCE POLICYMAKING &	Project	DOE	\$3,686,086	\$93,230		N	N/A	
287 84.309	NATIONAL INSTITUTE ON POSTSECONDARY EDUCATION, LIBRARIES	Project	DOE	\$3,150,000	\$79,671		N	N/A	
288 84.315	CAPACITY BUILDING FOR TRADITIONALLY UNDERSERVED POPULATIONS	Project	DOE	\$2,448,319	\$61,924		N	N/A	
289 84.319	EISENHOWER REGIONAL MATHEMATICS AND SCIENCE EDUCATION CONSORTIA	Project	DOE	\$15,000,000	\$379,386	Funding goes to Regional Labs, some funds may be used in Virginia but SEA has no spending authority	Y	N	Education
290 84.329	SPECIAL EDUCATION - STUDIES AND EVALUATION	Project	DOE	\$1,699,878	\$42,994		N	N/A	
291 84.339	LEARNING ANYTIME ANYWHERE PARTNERSHIP	Project	DOE	\$959,989	\$24,280		N	N/A	
292 84.344	TRIO-DISSEMINATION PARTNERSHIP GRANTS	Project	DOE	\$3,412,572	\$86,312		N	N/A	
293 84.345	UNDERGROUND RAILROAD EDUCATIONAL AND CULTURAL PROGRAM	Project	DOE	\$1,998,200	\$50,539		N	N/A	
294 84.349	EARLY CHILDHOOD EDUCATOR PROFESSIONAL DEVELOPMENT	Project	DOE	\$14,587,639	\$368,957		N	N/A	
295 84.352	SCHOOL RENOVATION GRANTS	Formula	DOE	\$372,600,937	\$9,423,979	No FFY 2002 funding available to states	Y	N	Education
296 84.353	TECH-PREP DEMONSTRATION GRANTS	Project	DOE	\$4,904,328	\$124,042		N	N/A	
297 84.354	CHARTER SCHOOLS FACILITIES FINANCING DEMONSTRATION	Project	DOE	\$24,950,000	\$631,046	Potential for funding	Y	Y	Education
298 84.357	READING FIRST STATE GRANTS	Project	DOE	\$361,720,306	\$9,148,782	Virginia received \$16.9 million for FFY 2003	Y	N	Education
299 84.360	DROPOUT PREVENTION PROGRAMS	Project	DOE	\$9,650,000	\$244,072		N	N/A	
300 84.361	VOLUNTARY PUBLIC SCHOOL CHOICE	Project	DOE	\$23,834,255	\$602,826	Virginia was eligible at time of award, however federal program staff do not anticipate any additional awards under this program in the future	Y	N	Education
301 84.362	NATIVE HAWAIIAN EDUCATION	Project	DOE	\$7,006,690	\$177,216		N	N/A	
302 84.363	SCHOOL LEADERSHIP	Project	DOE	\$9,900,000	\$250,395	Virginia is not eligible. Richmond Public Schools applied in FFY 2002 however, no funding was awarded	Y	N	Education
303 84.366	MATHEMATICS AND SCIENCE PARTNERSHIPS	Project	DOE	\$12,500,000	\$316,155		N	N/A	
304 84.904	HELEN KELLER CENTER	Unknown	DOE	\$8,717,000	\$220,474	Virginia is not eligible	Y	N	N/A
305 84.906	VETERANS EDUCATION OUTREACH PROGRAM	Unknown	DOE	\$14,000,000	\$354,094	Virginia is not eligible	Y	N	Multiple
306 84.908	NATIONAL TECHNICAL INSTITUTE FOR THE DEAF (NTID)	Unknown	DOE	\$15,383,904	\$389,096	Virginia is not eligible	Y	N	Education
307 84.923	DEPARTMENT OF EDUCATION - APPALACHIAN REGIONAL COMMISSION	Unknown	DOE	\$779,418	\$19,713		N	N/A	

Appendix C

Federal Grants from Which Virginia Received No Obligations

(Federal Fiscal Year 2002)

CFDA	Program Name	Assistance Type	Federal Agency	U.S. Amount FFY 2002	Estimated Total Virginia Share	Status	Reviewed	Funding Potential	Eligible Secretariat
308 84.928	NATIONAL WRITING PROJECT CORP	Unknown	DOE	\$14,000,000	\$354,094	Virginia is not eligible	Y	N	Education
309 84.929	CENTER FOR CIVIC EDUCATION	Unknown	DOE	\$15,500,000	\$392,032	Virginia is not eligible	Y	N	Education
310 84.936	THURGOOD MARSHALL PROGRAM	Unknown	DOE	\$4,000,000	\$101,170	Virginia is not eligible	Y	N	N/A
311 84.937	OLYMPIC SCHOLARSHIPS	Unknown	DOE	\$1,000,000	\$25,292	Virginia is not eligible	Y	N	N/A
312 84.989	SYSTEM CHANGE PROJECT TO EXPAND EMP OPPOR FOR INDV W MENTAL	Unknown	DOE	\$2,145,870	\$54,274	No Virginia funding	Y	N	
313 91.100	JAPAN-UNITED STATES FRIENDSHIP COMMISSION GRANTS AWARDS	Unknown	IOP	\$1,148,518	\$29,049		N	N/A	
314 93.104	COMP. COMM. MENTAL HEALTH SERV. FOR CHILDREN WITH SERIOUS EMOT. DIST.	Project	HHS	\$156,961,788	\$3,969,943	Virginia (Alexandria) received an award in FFY 1994	Y	Y	HHR
315 93.106	MINORITY INT'L RESEARCH TRNING GRANT-BIOMED & BEHAVIORAL SCIENCES	Project	HHS	\$322,823	\$8,165		N	N/A	
316 93.117	GRANTS FOR PREVENTIVE MEDICINE	Project	HHS	\$5,226,900	\$132,201		N	N/A	
317 93.140	INTRAMURAL RESEARCH TRAINING AWARD	Project	HHS	\$250,000	\$6,323		N	N/A	
318 93.142	NIHS HAZARDOUS WASTE WORKERS HEALTH AND SAFETY TRAINING	Project	HHS	\$11,201,000	\$283,300	Virginia is not eligible	Y	N	Other
319 93.144	DRUG AND ALCOHOL ABUSE-HIGH RISK YOUTH DEMONSTRATION GRANTS	Project	HHS	\$13,835,250	\$349,927	Unknown	Y	N	N/A
320 93.156	GERIATRIC TRAINING DRs., DENTISTS & BEHAVIORAL/MENTAL HEALTH	Project	HHS	\$9,448,080	\$238,965		N	N/A	
321 93.157	CENTERS OF EXCELLENCE	Project	HHS	\$63,766,442	\$1,612,808	Potential for funding	Y	Y	Education
322 93.161	HEALTH PROGRAM FOR TOXIC SUBSTANCE AND DISEASE REGISTRY	Project	HHS	\$20,464,325	\$517,592		N	N/A	
323 93.181	PODIATRIC RESIDENCY TRAINING IN PRIMARY CARE	Project	HHS	\$1,537,104	\$38,877		N	N/A	
324 93.185	IMMUNIZATION RESEARCH, DEMO, PUB INFO AND EDUC TRNG, AND CLINICAL	Project	HHS	\$26,530,123	\$671,011	Potential for funding	Y	Y	HHR
325 93.189	HEALTH EDUCATION AND TRAINING CENTERS	Project	HHS	\$8,074,772	\$204,231		N	N/A	
326 93.192	QUENTIN N. BURDICK PROGRAMS FOR RURAL INTERDISCIPLINARY TRAINING	Project	HHS	\$13,136,678	\$332,258	Potential for Funding	Y	Y	Multiple
327 93.215	HANSEN'S DISEASE NATIONAL AMBULATORY CARE PROGRAM	Project	HHS	\$3,850,422	\$97,386		N	N/A	
328 93.225	NATIONAL RESEARCH SERVICE AWARDS-HEALTH SERVICES RESEARCH TRAINING	Project	HHS	\$13,090,000	\$331,078	Potential for Funding	Y	Y	Education
329 93.238	COOP AGREEMENTS FOR STATE TREATMENT OUTCOMES AND	Project	HHS	\$5,782,748	\$146,260		N	N/A	
330 93.260	FAMILY PLANNING-PERSONNEL TRAINING	Project	HHS	\$7,335,248	\$185,526		N	N/A	
331 93.287	BIOENGINEERING RESEARCH	Project	HHS	\$29,044,421	\$734,604	Potential for funding	Y	Y	Other
332 93.390	ACADEMIC RESEARCH ENHANCEMENT AWARD	Project	HHS	\$8,403,687	\$212,550		N	N/A	
333 93.551	ABANDONED INFANTS	Project	HHS	\$23,183,370	\$586,364	Potential for funding	Y	Y	HHR
334 93.560	FAMILY SUPPORT PAYMENTS TO STATES-ASSISTANCE PAYMENTS	Formula	HHS	\$150,060,316	\$3,795,388	Virginia is not eligible	Y	N	N/A
335 93.593	JOB OPPORTUNITIES FOR LOW INCOME INDIVIDUALS	Project	HHS	\$8,933,512	\$225,950		N	N/A	
336 93.854	BIOLOGICAL BASIS RESEARCH IN THE NEUROSCIENCES	Unknown	HHS	\$1,035,000	\$26,178	Virginia receives funding - Consolidated into 93.853 (1999)	Y	N	Other
337 93.884	GRANTS FOR RESIDENCY TRNG IN GENERAL INTERNAL MED AND/OR GEN	Project	HHS	\$8,876,290	\$224,503	Potential for Funding	Y	Y	Education
338 93.891	ALCOHOL RESEARCH CENTER GRANTS	Project	HHS	\$25,365,889	\$641,565	Virginia is not eligible. Funding is available for research programs but, Virginia has not applied	Y	N	Education
339 93.897	RESIDENCIES AND ADVANCED EDUCATION IN THE PRACTICE OF GENERAL DENTISTRY	Project	HHS	\$14,246,410	\$360,326	Program was eliminated and combined with CFDA 93.884	Y	N	Education
340 93.927	HEALTH CENTERS GRANTS FOR RESIDENTS OF PUBLIC HOUSING	Project	HHS	\$29,830,738	\$754,492	Virginia is not eligible	Y	N	HHR
341 93.936	NATL INSTITUTES OF HEALTH ACQUIRED IMMUNODEFICIENCY SYNDROME	Project	HHS	\$23,475,522	\$593,753	Virginia is not eligible	Y	N	Other

Appendix C

Federal Grants from Which Virginia Received No Obligations

(Federal Fiscal Year 2002)

CFDA	Program Name	Assistance Type	Federal Agency	U.S. Amount FFY 2002	Estimated Total Virginia Share	Status	Reviewed	Funding Potential	Eligible Secretariat
342 93.942	RESEARCH, TREATMENT AND EDUCATION PROGRAMS ON LYME DISEASE IN THE U.S.	Project	HHS	\$18,103,633	\$457,885		N	N/A	
343 93.943	EPIDEMIOLOGIC RESEARCH STUDIES OF AIDS AND HIV IN SELECTED POPULATION	Project	HHS	\$5,360,352	\$135,576		N	N/A	
344 93.946	COOP AGREEMENTS TO SUPP ST-BASED INFANT HEALTH INITIATIVE PROGRAMS	Project	HHS	\$4,098,594	\$103,663		N	N/A	
345 93.947	TUBERCULOSIS DEMONSTRATION RESEARCH PUBLIC AND PROFESSIONAL	Project	HHS	\$600,207	\$15,181		N	N/A	
346 93.955	HEALTH & SAFETY PROGRAMS FOR CONST WORK & MODEL CONST SAF & HEALTH	Project	HHS	\$5,000	\$126		N	N/A	
347 93.956	AGRICULTURAL HEALTH AND SAFETY PROGRAMS	Project	HHS	\$31,051	\$785		N	N/A	
348 93.957	OCCUPATIONAL HEALTH AND SURVEILLANCE FATALITY ASSESSMENT &	Project	HHS	\$2,974,746	\$75,239		N	N/A	
349 93.964	PUBLIC HEALTH TRAINEESHIPS	Formula	HHS	\$3,415,214	\$86,379	Potential for Funding	Y	Y	Other
350 93.971	HEALTH PROFESSIONS PREPARATORY SCHOLARSHIP PROGRAM FOR INDIANS	Project	HHS	\$5,092,230	\$128,795		N	N/A	
351 93.972	HEALTH PROFESSIONS SCHOLARSHIP PROGRAM	Project	HHS	\$2,238,000	\$56,604		N	N/A	
352 93.974	FAMILY PLANNING SERVICES DELIVERY IMPROVEMENT RESEARCH GRANTS	Project	HHS	\$4,118,462	\$104,166		N	N/A	
353 93.990	NATIONAL HEALTH PROMOTION	Project	HHS	\$580,906	\$14,693		N	N/A	
354 94.009	TRAINING AND TECHNICAL ASSISTANCE	Project	CNCS	\$10,757,808	\$272,091		N	N/A	
355 96.007	SOCIAL SECURITY - RESEARCH AND DEMONSTRATION GRANTS	Project	SSA	\$13,440,435	\$339,941	Virginia receives funding	Y	N	HHR
356 96.008	SOCIAL SECURITY BENEFITS PLANNING, ASSISTANCE AND OUTREACH PROGRAM	Project	.	\$18,518,328	\$468,373	Virginia received \$468,558 for FFY 2002	Y	N	HHR
357 96.009	SOCIAL SECURITY STATE GRANTS FOR WORK INCENTIVES ASSIST. TO DISABLED	Project	SSA	\$4,783	\$121		N	N/A	
358 96.020	SPECIAL BENEFITS FOR CERTAIN WWII VETERANS	Direct Payments with Unrestricted Use	SSA	\$7,340,691	\$185,664		N	N/A	
TOTALS				\$3,841,284,172	\$97,155,370				

Note: Estimated Total Virginia Share was calculated for all identified grants regardless of federal program status or State eligibility. Virginia was subsequently determined to be ineligible for certain grant programs.

Appendix C

Grants from Which Virginia Received No Obligations (Federal Fiscal Year 2002)

ARC	Appalachian Regional Commission
CNCS	Corporation for National & Community Service
COMM	Department of Commerce
DOD	Department of Defense
DOE	Department of Education
DOI	Department of the Interior
DOJ	Department of Justice
DOL	Department of Labor
EEOC	Equal Employment Opportunity Commission
ENERGY	Department of Energy
EPA	Environmental Protection Agency
FEMA	Federal Emergency Management Agency
FMCS	Federal Mediation Conciliation Service
HHS	Department of Health and Human Services
HUD	Department of Housing and Urban Development
NASA	National Aeronautics and Space Administration
NATARC	National Archives
NFAH	National Foundation on Arts and the Humanities
NRC	Nuclear Regulatory Commission
NSF	National Science Foundation
SBA	Small Business Administration
SSA	Social Security Administration
STATE	Department of State
TREAS	Department of Treasury
USDA	Department of Agriculture
USDOT	Department of Transportation
USIOP	United States Institute of Peace
VETSAFF	Department of Veterans' Affairs

Appendix D

Potential Federal Grant Funding Opportunities

	CFDA	Progname	Assistance Type	Federal Agency	U. S. Amount FFY 2002	Estimated Virginia Share	Availability
1	10.565	COMMODITY SUPPLEMENTAL FOOD PROGRAM	Formula	USDA	\$95,395,505	\$2,412,783	Virginia has not applied. However, there is currently no federal funding for new programs
2	10.572	WIC FARMERS MARKET NUTRITION PROGRAM (FMNP)	Formula	USDA	\$17,568,625	\$444,353	Virginia has not been able to provide the 30% matching funds, although staff are trying to identify sources
3	11.432	OFF. OF OCEANIC AND ATM. RESEARCH (OAR) JOINT AND CO-OP INSTITUTES	Project	COMM	\$65,278,822	\$1,651,059	Depends on whether university research meets NOAA requirements. Virginia's post-secondary institutions are eligible, but an award is unlikely. VIMS received about \$15,000 in FFY 2002 subcontracting for the University of Hawaii
4	11.473	COASTAL SERVICES CENTER	Project	COMM	\$10,893,548	\$275,524	Potential for Funding
5	15.BBE	INVESTIGATION OF CULTURAL RESOURCES	Unknown	DOI	\$2,767,717	\$70,002	Very limited potential according to Department of Interior staff
6	15.BBL	SALINE WATER RESEARCH	Unknown	DOI	\$13,968,987	\$353,309	Very limited potential according to Department of Interior staff
7	15.BBP	GROUNDWATER RECHARGE STUDIES	Unknown	DOI	\$704,999	\$17,831	Very limited potential according to Department of Interior staff
8	15.BBV	PROTECTION OF TIMBER	Unknown	DOI	\$354,406	\$8,964	Very limited potential according to Department of Interior staff
9	15.BBW	NORTH AMERICAN WETLANDS CONSERVATION	Unknown	DOI	\$91,000	\$2,302	Very limited potential according to Department of Interior staff
10	15.BCD	FISH AND WILDLIFE COORDINATION ACT, PUB. L. 85-624	Unknown	DOI	\$53,326,845	\$1,348,765	Very limited potential according to Department of Interior staff
11	15.BCL	ENERGY & WATER DEVELOPMENT APPROPRIATIONS ACT OF 2002	Unknown	DOI	\$944,299	\$23,884	Very limited potential according to Department of Interior staff
12	15.BCP	HABITAT MANAGEMENT PLANNING GRANTS	Unknown	DOI	\$375,000	\$9,485	Very limited potential according to Department of Interior staff
13	15.DAM	SOIL, WATER, AND AIR RESOURCES	Unknown	DOI	\$5,906,140	\$149,381	Very limited potential according to Department of Interior staff
14	15.DAN	HBCU AND HACU AWARDS	Unknown	DOI	\$238,200	\$6,025	Very limited potential according to Department of Interior staff
15	15.DAV	COOPERATIVE ECOSYSTEM SYSTEM STUDIES UNIT AWARDS	Unknown	DOI	\$1,678,890	\$42,463	Very limited potential according to Department of Interior staff
16	17.802	VETERANS EMPLOYMENT PROGRAM	Project	DOL	\$7,006,771	\$177,218	Potential for Funding
17	17.805	HOMELESS VETERANS REINTEGRATION PROJECT	Project	DOL	\$19,873,103	\$502,639	Potential for Funding

Appendix D

Potential Federal Grant Funding Opportunities

	CFDA	Progname	Assistance Type	Federal Agency	U. S. Amount FFY 2002	Estimated Virginia Share	Availability
18	66.433	STATE UNDERGROUND WATER SOURCE PROTECTION	Formula	EPA	\$5,832,899	\$147,528	Virginia allows EPA to administer this program. The State could receive as much as \$80,000 while having to pay approximately \$26,700
19	84.141	MIGRANT EDUCATION - HIGH SCHOOL EQUIVALENCY PROGRAM	Project	DOE	\$22,986,572	\$581,386	Potential for funding
20	84.149	MIGRANT EDUCATION PROGRAM-COLLEGE ASSISTANCE MIGRANT PROGRAM	Project	DOE	\$14,973,132	\$378,707	Potential for Funding
21	84.214	MIGRANT EDUCATION PROGRAM - EVEN START	Project	DOE	\$8,195,584	\$207,286	Potential for Funding
22	84.255	LITERACY PROGRAMS FOR PRISONERS	Project	DOE	\$4,880,850	\$123,449	The Department of Correctional Education applied for \$475,000 in FFY 2003 funding
23	84.354	CHARTER SCHOOLS FACILITIES FINANCING DEMONSTRATION	Project	DOE	\$24,950,000	\$631,046	Potential for Funding
24	93.104	COMP. COMM. MENTAL HEALTH SERVICES FOR CHILDREN WITH SERIOUS EMOTIONAL DISTURBANCES	Project	HHS	\$156,961,788	\$3,969,943	The local Community Services Boards, in conjunction with the Department of Mental Health, Mental Retardation, and Substance Abuse Services, determined that the federal matching requirements are too restrictive
25	93.157	CENTERS OF EXCELLENCE	Project	HHS	\$63,766,442	\$1,612,808	Potential for funding
26	93.185	IMMUNIZATION RESEARCH, DEMONSTRATION, PUBLIC INFORMATION AND EDUCATION, TRAINING, AND CLINICAL SKILLS	Project	HHS	\$26,530,123	\$671,011	Potential for Funding
27	93.192	QUENTIN N. BURDICK PROGRAMS FOR RURAL INTERDISCIPLINARY TRAINING	Project	HHS	\$13,136,678	\$332,258	Potential for Funding
28	93.225	NATIONAL RESEARCH SERVICE AWARDS-HEALTH SERVICES RESEARCH TRAINING	Project	HHS	\$13,090,000	\$331,078	Potential for Funding
29	93.287	BIOENGINEERING RESEARCH	Project	HHS	\$29,044,421	\$734,604	Potential for funding
30	93.551	ABANDONED INFANTS	Project	HHS	\$23,183,370	\$586,364	Potential for Funding
31	93.884	GRANTS FOR RESIDENCY TRAINING IN GENERAL INTERNAL MEDICINE AND/OR GENERAL PEDIATRICS	Project	HHS	\$8,876,290	\$224,503	Potential for Funding
32	93.964	PUBLIC HEALTH TRAINEESHIPS	Formula	HHS	\$3,415,214	\$86,379	Potential for Funding

Total Potential Funding = \$18,114,335

Appendix D

Potential Federal Grant Funding Opportunities

ARC	Appalachian Regional Commission
CNCS	Corporation for National & Community Service
COMM	Department of Commerce
DOD	Department of Defense
DOE	Department of Education
DOI	Department of the Interior
DOJ	Department of Justice
DOL	Department of Labor
EEOC	Equal Employment Opportunity Commission
ENERGY	Department of Energy
EPA	Environmental Protection Agency
FEMA	Federal Emergency Management Agency
FMCS	Federal Mediation Conciliation Service
HHS	Department of Health and Human Services
HUD	Department of Housing and Urban Development
NASA	National Aeronautics and Space Administration
NATARC	National Archives
NFAH	National Foundation on Arts and the Humanities
NRC	Nuclear Regulatory Commission
NSF	National Science Foundation
SBA	Small Business Administration
SSA	Social Security Administration
STATE	Department of State
TREAS	Department of Treasury
USDA	Department of Agriculture
USDOT	Department of Transportation
USIOP	United States Institute of Peace
VETSAFF	Department of Veterans' Affairs

JLARC Staff

DIRECTOR: PHILIP A. LEONE
DEPUTY DIRECTOR: R. KIRK JONAS

● *DIVISION I CHIEF:* GLEN S. TITTERMARY
DIVISION II CHIEF: ROBERT B. ROTZ

SECTION MANAGERS:

PATRICIA S. BISHOP, FISCAL & ADMINISTRATIVE SERVICES
JOHN W. LONG, PUBLICATIONS & GRAPHICS

GREGORY J. REST, RESEARCH METHODS
WALTER L. SMILEY, FISCAL ANALYSIS

PROJECT TEAM LEADERS:

ARIS W. BEARSE
LINDA B. FORD
HAROLD E. GREER, III

● ERIC H. MESSICK
KIMBERLY A. SARTE

PROJECT TEAM STAFF:

WENDY N. BROWN
ASHLEY S. COLVIN
GERALD A. CRAVER
EILEEN T. FLECK
MICHELLE HEBERT-GIFFEN
ELLEN M. JACKSON

NATHALIE MOLLINET-RIBET
● JASON W. POWELL
TRACEY R. SMITH
LAURA C. WHITELEY
CHRISTINE D. WOLFE

ADMINISTRATIVE AND RESEARCH SUPPORT STAFF:

JOAN M. IRBY
BETSY M. JACKSON

PAULA C. LAMBERT

● Indicates JLARC staff with primary assignment to this project

Recent JLARC Reports

Review of the Impact of State-Owned Ports on Local Governments, December 1999
Review of the Use of Grievance Hearing Officers, December 1999
Review of the Performance and Management of the Virginia Department of Health, January 2000
Virginia's Medicaid Reimbursement to Nursing Facilities, January 2000
Final Report: Review of the Virginia Housing Development Authority, August 2000
Technical Status Report: An Overview of Expenditure Forecasting in Four Major State Programs, August 2000
Virginia's Welfare Reform Initiative: Follow-Up of Participant Outcomes, October 2000
Final Report: Child Support Enforcement, November 2000
Technical Report: The Cost of Raising Children, November 2000
Review of the Medicaid Inpatient Hospital Reimbursement System, December 2000
Special Inquiry: A Review of Child Support Enforcement and the Judicial Process, December 2000
Review of the Virginia Distribution Center, January 2001
Review of Construction Costs and Time Schedules for Virginia Highway Projects, January 2001
Review of RMA and Powhite Parkway Extension Toll Facility Operations, January 2001
Review of VDOT's Administration of the Interstate Asset Management Contract, January 2001
Review of Elementary and Secondary School Funding: Interim Status Report, January 2001
Special Report: Preservation of Revolutionary War Veteran Gravesites in Virginia, February 2001
Indigent Participation in Medical Research at Virginia's Medical Schools, July 2001
Review of State Aid to Public Libraries, July 2001
2001 Report to the General Assembly, October 2001
Review of the Virginia Small Business Development Center Program, December 2001
Equity and Efficiency of Highway Construction and Transit Funding, December 2001
Adequacy and Management of VDOT's Highway Maintenance Program, December 2001
Review of Virginia's System of Capital Punishment, January 2002
Interim Report: Review of State Spending, January 2002
Review of Selected Programs in the Department of Medical Assistance Services, January 2002
Review of Secondary and Elementary School Funding, February 2002
Review of State Spending: June 2002 Update
VRS Oversight Report No. 18: VRS Biennial Status and Semi-Annual Investment Report, July 2002
Special Report: Tax Compliance (October 2002)
Special Report: The Secretarial System (October 2002)
Special Report: State Business Incentive Grant Programs (November 2002)
Interim Report: Best Practices for the Support Service of School Divisions (December 2002)
Special Report: Higher Education (November 2002)
Special Report: Medical Supplies and Pharmaceuticals (December 2002)
VRS Semi-Annual Investment Report No. 19 (December 2002)
The Future of the Chesapeake Bay Bridge-Tunnel, January 2003
Review of Information Technology Systems Development, January 2003
Review of the Virginia Birth-Related Neurological Injury Compensation Program, January 2003
Review of Workforce Training in Virginia, January 2003
Review of the Charitable Gaming Commission, January 2003
Implementation of the Chesapeake Bay Preservation Act, January 2003
Special Report: State Spending on Regional Health Planning Agencies (June 2003)
VRS Semi-Annual Investment Report No. 20 (July 2003)
2003 Report to the General Assembly (September 2003)
Technical Report: State Funding Formula for Educational Technology (September 2003)
Review of State Spending: December 2003 Update
Implementation Review: Virginia Information Technologies Agency, December 2003 Status Report
Best Practices for the Support Services of School Divisions (December 2003)
Review of Virginia's Activity in Maximizing Federal Grant Funding (December 2003)
Acclimation of Virginia's Foreign-Born Population (December 2003)
Semi-Annual VRS Investment Report No. 21 (December 2003)
Review of the State's Passenger Vehicle Fleet (December 2003)
Review of Factors and Practices Associated with School Performance in Virginia (December 2003)