



# COMMONWEALTH of VIRGINIA

DEPARTMENT OF EDUCATION

P.O. Box 2120

Richmond, Virginia 23218-2120

**JO LYNNE DeMARY, Ed.D.**  
Superintendent of Public Instruction

October 15, 2004

Office: (804) 225-2023  
Fax: (804) 371-2099

The Honorable James H. Dillard, II, Chairman  
House Education Committee  
The House of Delegates of Virginia  
4709 Briar Patch Lane  
Fairfax, Virginia 22032

Dear Delegate Dillard:

I am pleased to transmit the attached document, *Report of Individual Student Alternative Education Plan Program*, which was authorized by Item 144 G of the appropriation act, Chapter 4, Special Session I, 2004 Acts of Assembly.

This item requires the Department of Education to monitor the implementation of this program and to provide annual reports to the Senate Finance, Senate Education and Health, House Appropriations, and House Education Committees.

Sincerely,

A handwritten signature in cursive script that reads "Jo Lynne DeMary".

Jo Lynne DeMary

JLD/YVT/gjm  
Attachment



# COMMONWEALTH of VIRGINIA

DEPARTMENT OF EDUCATION

P.O. Box 2120

Richmond, Virginia 23218-2120

**JO LYNNE DEMARY, Ed.D.**  
Superintendent of Public Instruction

October 15, 2004

Office: (804) 225-2023  
Fax: (804) 371-2099

The Honorable Vincent F. Callahan, Jr., Chairman  
House Appropriations Committee  
The House of Delegates of Virginia  
P.O. Box 1173  
McLean, Virginia 22101

Dear Delegate Callahan:

I am pleased to transmit the attached document, *Report of Individual Student Alternative Education Plan Program*, which was authorized by Item 144 G of the appropriation act, Chapter 4, Special Session I, 2004 Acts of Assembly.

This item requires the Department of Education to monitor the implementation of this program and to provide annual reports to the Senate Finance, Senate Education and Health, House Appropriations, and House Education Committees.

Sincerely,

A handwritten signature in cursive script that reads "Jo Lynne DeMary".

Jo Lynne DeMary

JLD/YVT/gjm  
Enclosure



# COMMONWEALTH of VIRGINIA

DEPARTMENT OF EDUCATION

P.O. Box 2120

Richmond, Virginia 23218-2120

**JO LYNNE DEMARY, Ed.D.**  
Superintendent of Public Instruction

October 15, 2004

Office: (804) 225-2023

Fax: (804) 371-2099

The Honorable Mark R. Warner  
Governor of Virginia  
State Capitol Building, Third Floor  
Richmond, Virginia 23219

Dear Governor Warner:

I am pleased to transmit the attached document, *Report of Individual Student Alternative Education Plan Program*, which was authorized by Item 144 G of the appropriation act, Chapter 4, Special Session I, 2004 Acts of Assembly.

This item requires the Department of Education to monitor the implementation of this program and to provide annual reports to the Senate Finance, Senate Education and Health, House Appropriations, and House Education Committees.

Sincerely,

A handwritten signature in cursive script that reads "Jo Lynne DeMary".

Jo Lynne DeMary

JLD/YVT/gjm  
Attachment



# COMMONWEALTH of VIRGINIA

DEPARTMENT OF EDUCATION

P.O. Box 2120

Richmond, Virginia 23218-2120

**JO LYNNE DEMARY, Ed.D.**  
Superintendent of Public Instruction

October 15, 2004

Office: (804) 225-2023  
Fax: (804) 371-2099

The Honorable H. Russell Potts, Jr., Chairman  
Senate Education and Health Committee  
The Senate of Virginia  
14 North Braddock Street  
Winchester, Virginia 23601-4120

Dear Senator Potts:

I am pleased to transmit the attached document, *Report of Individual Student Alternative Education Plan Program*, which was authorized by Item 144 G of the appropriation act, Chapter 4, Special Session I, 2004 Acts of Assembly.

This item requires the Department of Education to monitor the implementation of this program and to provide annual reports to the Senate Finance, Senate Education and Health, House Appropriations, and House Education Committees.

Sincerely,

A handwritten signature in cursive script that reads "Jo Lynne DeMary".

Jo Lynne DeMary

JLD/YVT/gjm  
Attachment



# COMMONWEALTH of VIRGINIA

DEPARTMENT OF EDUCATION

P.O. Box 2120

Richmond, Virginia 23218-2120

**JO LYNNE DEMARY, Ed.D.**

Superintendent of Public Instruction

October 15, 2004

Office: (804) 225-2023

Fax: (804) 371-2099

The Honorable John H. Chichester, Chairman  
Senate Finance Committee  
The Senate of Virginia  
P.O. Box 904  
Fredericksburg, Virginia 22404-0904

Dear Senator Chichester:

I am pleased to transmit the attached document, *Report of Individual Student Alternative Education Plan Program*, which was authorized by Item 144 G of the appropriation act, Chapter 4, Special Session I, 2004 Acts of Assembly.

This item requires the Department of Education to monitor the implementation of this program and to provide annual reports to the Senate Finance, Senate Education and Health, House Appropriations, and House Education Committees.

Sincerely,

A handwritten signature in cursive script that reads "Jo Lynne DeMary".

Jo Lynne DeMary

JLD/YVT/gjm

Attachment

cc: Ms. Sarah Dickerson  
Legislative Analyst  
Senate Finance Committee



**VIRGINIA DEPARTMENT  
OF EDUCATION**

**ANNUAL REPORT**

**INDIVIDUAL STUDENT  
ALTERNATIVE EDUCATION  
PLAN PROGRAM**

**PROGRAM TO PREPARE SECONDARY STUDENTS TO TAKE TESTS OF  
GENERAL EDUCATIONAL DEVELOPMENT (GED) AS APPROVED BY  
GED TESTING SERVICE – GED OPTION PROGRAM**

**OCTOBER 2004**

**DIVISION OF INSTRUCTION  
OFFICE OF ADULT EDUCATION AND LITERACY**

## **Executive Summary**

The Individual Student Alternative Education Plan (ISAEP) program prepares secondary students to take the Tests of General Educational Development (GED) while developing career and technical education skills. Section 22.1-254 of the Code of Virginia authorizes local school boards to fulfill compulsory attendance requirements for individuals who are at least 16 years of age and enrolled in an ISAEP program that includes career guidance counseling, GED preparation, counseling on the economic impact of not completing high school, and procedures for re-enrollment.

During 2003-2004 school year:

- The Department of Education allocated \$2,247,581 in grants to support ISAEP programs in school divisions. The grants ranged from \$7,859 to \$102,162.
- Technical assistance activities focused on increasing the use of technology to support assessment and instructional activities and effective counseling and transitional strategies for ISAEP students.
- School divisions reported that 5,071 students between 16 and 18 years of age qualified for an ISAEP and received ISAEP services. The percentage of 17 and 18 year old students with an ISAEP increased slightly, and some ISAEP programs reported serving students older than 18 years of age.

For additional information, contact the Office of Adult Education and Literacy, Virginia Department of Education, P. O. Box 2120, Richmond, Virginia 23218-2120, 804-225-2075.

## **Authority for the Report**

Section 22.1-254 of the Code of Virginia authorizes school boards to allow the fulfillment of compulsory attendance requirements by any student who is 16 years of age and for whom an Individual Student Alternative Education Plan (ISAEP) is developed. The Virginia Board of Education is charged with development of the guidelines associated with the ISAEP program. The plan must conform to guidelines prescribed by the Board of Education to include:

- (1) Career guidance counseling;
- (2) Mandatory enrollment and attendance in a General Educational Development (GED) preparatory program or other alternative education program approved by the local school board;
- (3) Counseling on the economic impact of failing to complete high school; and
- (4) Procedures for re-enrollment in school.

Item 144 G of the appropriation act, Chapter 4, Special Session I, 2004 Acts of Assembly, requires the Department of Education to monitor the implementation of this program, now called the Individual Student Alternative Education Plan (ISAEP) program, and to provide annual reports to the General Assembly.

## **Historical Review of the ISAEP Program**

The legislation that created the ISAEP program became law on July 1, 1999. In the months that followed, the Department of Education developed guidelines for the program, established a process for funding local programs, and assisted school divisions in developing program components. The first program year was viewed as successful by school divisions, even though it was only a few months in duration. Year two involved technical assistance visits and regional training primarily to address the planned changeover to a new series of the Tests of General Educational Development (GED) that occurred in January 2002. The third year of the ISAEP program was characterized by continued technical assistance site visits and training, with increased emphasis on the career and technical education component. Career and technical education benchmarks were established, and three options for career preparation were added to the 2002-2003 ISAEP application. The fourth year of the program the Board of Education guidelines for ISAEP programs were revised to reflect score requirement changes resulting from the release of the 2002 series of the Tests of General Educational Development (GED). The new career and technical education benchmarks were also included in the revised guidelines.

## **State Administrative Activities during the Current Year of the Program**

In 2003-2004, state staff continued conducting technical assistance site visits to selected programs. Technical assistance and monitoring activities focused on increasing the use of technology to support assessment and instructional activities that prepare students for the 21<sup>st</sup> century workforce. Staff development focused on strategies for developing effective counseling and transition in programs, effective programs that demonstrated results, and effective strategic instruction for the special needs population.



The following events reflect activities during the current year of the ISAEP program (July 1, 2003 - June 30, 2004):

- Ten technical assistance site visits were completed (September 2003 - June 2004).
- Twenty site-monitoring visits were completed (September 2003 - June 2004).
- ISAEP student recognition ceremonies and GED graduations were attended (July 2003 – June 2004).
- Program information and technical assistance were provided for approximately 225 ISAEP coordinators and teachers at the statewide institute in Virginia Beach (December 2003).

Four school divisions chose not to apply for state ISAEP program funds for the 2003-2004 school year for one of the following reasons: (1) they had a locally developed alternative education program functioning; (2) the ISAEP program did not meet their needs; or (3) they wanted to explore the ISAEP program at a later date.

During the 2003-2004 school year, the Department of Education allocated \$2,247,581.00 in grants to school divisions, ranging from \$7,859.00 to \$102,162.00. Local programs used grant monies to purchase materials and technology for instruction and to secure personnel. The statewide average per pupil allocation was \$433.92. See Appendix A for per pupil costs by school division.

### **Local Program Data, 2003-2004**

In June 2004, the Department of Education distributed to participating school divisions a request for data from the GED Testing Service of the American Council on Education related to the ISAEP program.<sup>1</sup> These data were aggregated with other information collected throughout the 2003-2004 school year. The data highlight student participation rates, the number of students earning the GED credential, student demographics, program profiles, and per-pupil costs. Responses to the request for information on the 2003-2004 programs were received from 126 programs of the 136 participating school divisions.

Programs were asked to provide quantitative data pertaining to age, gender, and ethnicity. They were also asked to describe their respective program in qualitative terms, including information about student/teacher ratios, program selection criteria, counseling activities, instructional methodologies, and curriculum.

School divisions reported 5,071 students between the ages of 16 and 18 and older qualified for an ISAEP and received services.<sup>2</sup> This represents an increase of 18.5 percent from the 2002-2003 school year. Figure 1 provides a breakdown of ISAEP participants by age and gender. The percentage of 16-year-old students participating in the ISAEP program increased by 10.7 percent from last year. In 2003-2004, the percentage of 17- and 18-year-old students with an ISAEP increased slightly. The ISAEP program appears to have the most interest for 17-year-

---

<sup>1</sup> GED Testing Service requires a completed *GED Option Report* as a condition of approval to allow the GED Tests to be administered to students between the ages of 16 and 18 years. Only nine states in the nation have approved GED Option programs. Virginia was the first state to receive this approval.

<sup>2</sup> For entry into the ISAEP program, a student must score at the 7.5 grade level equivalent (or higher) in reading on a standardized test and achieve a minimum score of 410 on each of the subtests of the official GED practice tests.

olds. Increasingly, more students 18 years and older are remaining in the program to earn a GED credential. See Appendix B for age and gender enrollment by school division.

**Figure 1 - ISAEP Students Participation by Age and Gender**

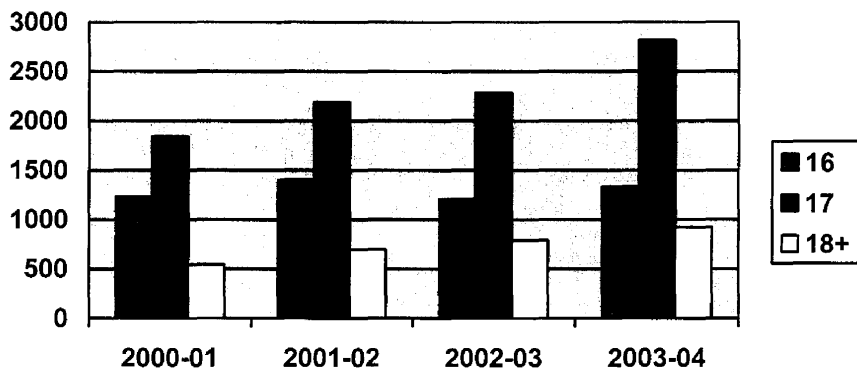


Figure 2 provides a breakdown of participation rates based on ethnicity. The rate of participation by selected ethnic groups in 2003-2004 remains largely unchanged from 2002-2003. Although participation by African-American students increased slightly, it is worth noting that there is a significantly higher rate of participation in ISAEP programs among Caucasian students compared to other ethnic groups in the general student population.

**Figure 2 - Participation by Ethnicity Comparing 2002-03 to 2003-04**

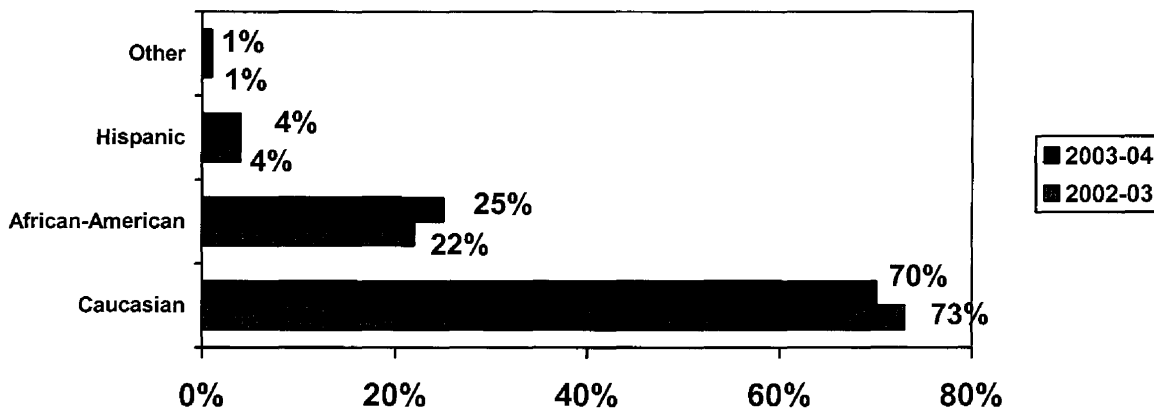
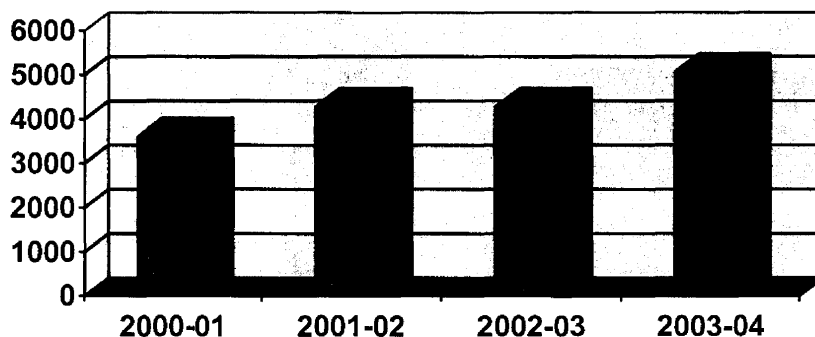


Figure 3 illustrates a 30 percent increase of students with an ISAEP since the first full year of implementation of the program. Despite a modest increase in the number of students with an ISAEP compared to last school year, it appears that the number has leveled since 2001-2002 school year.

**Figure 3 - Total Number of Students with an ISAEP by School Year**



### **Major Focus for 2004-2005**

In the coming school year, the major focus of the Department of Education's technical assistance will be to:

- Help programs improve academic and career preparation of ISAEP students
- Help programs provide students with adequate technology skills related to the workplace
- Provide programs with assistance in developing high-quality, effective programs that demonstrate results
- Help programs improve reporting for formative and summative evaluation purposes
- Increase program improvement efforts targeting those ISAEP programs with below average passing rates, particularly with first time test takers
- Ensure fair and equitable access to the ISAEP program for all students
- Ensure students have appropriate transition plans

# **APPENDIX A**

ISAEP Allocations and Actual Expenditures

**ISAEP Allocations and Actual Expenditures  
FY 2003-2004**

<b>School Code</b>	<b>Locality</b>	<b>Available Funds 2003-04</b>	<b>Actual Funds Dispersed in 2003-04</b>	<b>Total Students Served in 2003-04</b>	<b>Per Pupil Costs</b>
001	ACCOMACK	\$15,717.00	\$15,717.00	43	\$365.51
002	ALBEMARLE	\$23,576.00	\$23,576.00	With Charlottesville	
003	ALLEGHANY	\$7,859.00	\$7,859.00		14
004	AMELIA	\$7,859.00	\$7,859.00	2	\$3,929.50
005	AMHERST	\$15,717.00	\$15,717.00	38	\$413.61
006	APPOMATTOX	\$7,859.00	\$7,859.00	8	\$982.38
007	ARLINGTON	\$31,434.00	\$31,434.00	24	\$1,309.75
008	AUGUSTA	\$15,717.00	\$15,717.00	52	\$302.25
009	BATH	\$7,859.00	\$7,859.00	2	\$3,929.50
010	BEDFORD	\$15,717.00	\$15,717.00	112	\$140.33
011	BLAND	\$7,859.00	\$7,859.00	10	\$785.90
012	BOTETOURT	\$7,859.00	\$7,859.00	29	\$271.00
013	BRUNSWICK	\$7,859.00	\$7,859.00	29	\$271.00
014	BUCHANAN	\$23,576.00	\$23,576.00	No Report Received	
015	BUCKINGHAM	\$7,859.00	\$7,859.00	37	\$212.41
016	CAMPBELL	\$15,717.00	\$15,717.00	155	\$101.40
017	CAROLINE	\$15,717.00	\$15,717.00	No Report Received	
018	CARROLL	\$15,717.00	\$15,717.00	26	\$604.50
019	CHARLES CITY	\$7,859.00	\$7,859.00	9	\$873.22
020	CHARLOTTE	\$7,859.00	\$7,859.00	3	\$2,619.67
021	CHESTERFIELD	\$47,152.00	\$47,152.00	35	\$1,347.20
022	CLARKE	\$7,859.00	\$7,859.00	0	
023	CRAIG	\$7,859.00	\$7,859.00	7	\$1,122.71
024	CULPEPER	\$15,717.00	\$15,717.00	38	\$413.61
025	CUMBERLAND	\$7,859.00	\$7,859.00	0	
026	DICKENSON	\$7,859.00	\$7,859.00	14	\$561.36
027	DINWIDDIE	\$7,859.00	\$7,859.00	44	\$178.61
028	ESSEX	\$7,859.00	\$7,859.00	11	\$714.45
029	FAIRFAX	\$102,162.00	\$102,162.00	247	\$413.61
030	FAUQUIER	\$15,717.00	\$15,717.00	60	\$261.95
031	FLOYD	\$7,859.00	\$7,859.00	3	\$2,619.67
032	FLUVANNA	\$7,859.00	\$7,859.00	11	\$714.45
033	FRANKLIN	\$23,576.00	\$23,576.00	78	\$302.26
034	FREDERICK	\$23,576.00	\$23,576.00	137	\$172.09
035	GILES	\$7,859.00	\$7,859.00	13	\$604.54
036	GLOUCESTER	\$15,717.00	\$15,717.00	115	\$136.67

**ISAEP Allocations and Actual Expenditures  
FY 2003-2004**

<b>School Code</b>	<b>Locality</b>	<b>Available Funds 2003-04</b>	<b>Actual Funds Dispersed in 2003-04</b>	<b>Total Students Served in 2003-04</b>	<b>Per Pupil Costs</b>
037	GOOCHLAND	\$7,859.00	\$7,859.00	27	\$291.07
038	GRAYSON	\$7,859.00	\$7,859.00	21	\$374.24
039	GREENE	\$7,859.00	\$7,859.00	13	\$604.54
040	GREENSVILLE	\$7,859.00	\$7,859.00	9	\$873.22
041	HALIFAX	\$23,576.00	\$23,576.00	23	\$1,025.04
042	HANOVER	\$23,576.00	\$23,576.00	82	\$287.51
043	HENRICO	\$47,152.00	\$47,152.00	50	\$943.04
044	HENRY	\$31,434.00	\$31,434.00	95	\$330.88
045	HIGHLAND	\$7,859.00	\$7,859.00	1	\$7,859.00
046	ISLE OF WIGHT	\$15,717.00	\$15,717.00	10	\$1,571.70
048	KING GEORGE	\$7,859.00	\$7,859.00	16	\$491.19
049	KING AND QUEEN	\$7,859.00	\$-	No Program	
050	KING WILLIAM	\$7,859.00	\$7,859.00	1	\$7,859.00
051	LANCASTER	\$7,859.00	\$7,859.00	37	\$212.41
052	LEE	\$15,717.00	\$15,717.00	8	\$1,964.63
053	LOUDOUN	\$31,434.00	\$31,434.00	67	\$469.16
054	LOUISA	\$7,859.00	\$7,859.00	34	\$231.15
055	LUNENBURG	\$7,859.00	\$7,859.00	0	
056	MADISON	\$7,859.00	\$7,859.00	8	\$982.38
057	MATHEWS	\$7,859.00	\$7,859.00	6	\$1,309.83
058	MECKLENBURG	\$15,717.00	\$15,717.00	37	\$424.78
059	MIDDLESEX	\$7,859.00	\$7,859.00	10	\$785.90
060	MONTGOMERY	\$15,717.00	\$15,717.00	11	\$1,428.82
062	NELSON	\$15,717.00	\$15,717.00	14	\$1,122.64
063	NEW KENT	\$7,859.00	\$7,859.00	13	\$604.54
065	NORTHAMPTON	\$7,859.00	\$7,859.00	16	\$491.19
066	NORTHUMBERLAND	\$7,859.00	\$7,859.00	37	\$212.41
067	NOTTOWAY	\$7,859.00	\$7,859.00	4	\$1,964.75
068	ORANGE	\$7,859.00	\$7,859.00	12	\$654.92
069	PAGE	\$15,717.00	\$15,717.00	26	\$604.50
070	PATRICK	\$7,859.00	\$7,859.00	7	\$1,122.71
071	PITTSYLVANIA	\$23,576.00	\$23,576.00	50	\$471.52
072	POWHATAN	\$15,717.00	\$15,717.00	7	\$2,245.29
073	PRINCE EDWARD	\$7,859.00	\$7,859.00	12	\$654.92
074	PRINCE GEORGE	\$7,859.00	\$7,859.00	19	\$413.63
075	PRINCE WILLIAM	\$47,152.00	\$47,152.00	150	\$314.35

**ISAEP Allocations and Actual Expenditures  
FY 2003-2004**

<b>School Code</b>	<b>Locality</b>	<b>Available Funds 2003-04</b>	<b>Actual Funds Dispersed in 2003-04</b>	<b>Total Students Served in 2003-04</b>	<b>Per Pupil Costs</b>
077	PULASKI	\$15,717.00	\$15,717.00	53	\$296.55
078	RAPPAHANNOCK	\$7,859.00	\$7,859.00	10	\$785.90
079	RICHMOND COUNTY	\$7,859.00	\$7,859.00	37	\$212.41
080	ROANOKE COUNTY	\$15,717.00	\$15,717.00	58	\$270.98
081	ROCKBRIDGE	\$23,576.00	\$23,576.00	52	\$453.38
082	ROCKINGHAM	\$31,434.00	\$-	No Program	
083	RUSSELL	\$15,717.00	\$15,717.00	54	\$291.06
084	SCOTT	\$7,859.00	\$7,859.00	4	\$1,964.75
085	SHENANDOAH	\$15,717.00	\$15,717.00	33	\$476.27
086	SMYTH	\$23,576.00	\$23,576.00	39	\$604.51
087	SOUTHAMPTON	\$15,717.00	\$15,717.00	4	\$3,929.25
088	SPOTSYLVANIA	\$31,434.00	\$31,434.00	134	\$234.58
089	STAFFORD	\$31,434.00	\$31,434.00	149	\$210.97
090	SURRY	\$7,859.00	\$7,859.00	8	\$982.38
091	SUSSEX	\$7,859.00	\$7,859.00	0	
092	TAZEWELL	\$23,576.00	\$23,576.00	101	\$233.43
093	WARREN	\$15,717.00	\$15,717.00	98	\$160.38
094	WASHINGTON	\$23,576.00	\$23,576.00	50	\$471.52
95	WESTMORELAND	\$7,859.00	\$7,859.00	37	\$212.41
096	WISE	\$23,576.00	\$23,576.00	23	\$1,025.04
097	WYTHE	\$15,717.00	\$15,717.00	33	\$476.27
098	YORK	\$15,717.00	\$15,717.00	43	\$365.51
101	ALEXANDRIA	\$31,434.00	\$31,434.00	83	\$378.72
102	BRISTOL	\$7,859.00	\$7,859.00	20	\$392.95
103	BUENA VISTA	\$7,859.00	\$7,859.00	No Report Received	
104	CHARLOTTESVILLE	\$15,717.00	\$15,717.00	77	\$204.12
105	CLIFTON FORGE			with Alleghany	
106	COLONIAL HEIGHTS	\$7,859.00	\$7,859.00	No Report Received	
107	COVINGTON	\$7,859.00	\$-	No Program	
108	DANVILLE	\$23,576.00	\$23,576.00	35	\$673.60
109	FALLS CHURCH	\$7,859.00	\$7,859.00	No Program	
110	FREDERICKSBURG	\$15,717.00	\$15,717.00	13	\$1,209.00
111	GALAX	\$7,859.00	\$7,859.00	8	\$982.38
112	HAMPTON	\$31,434.00	\$31,434.00	216	\$145.53
113	HARRISONBURG	\$7,859.00	\$7,859.00	41	\$191.68
114	HOPEWELL	\$15,717.00	\$15,717.00	No Report Received	

**ISAEF Allocations and Actual Expenditures  
FY 2003-2004**

<b>School Code</b>	<b>Locality</b>	<b>Available Funds 2003-04</b>	<b>Actual Funds Dispersed in 2003-04</b>	<b>Total Students Served in 2003-04</b>	<b>Per Pupil Costs</b>
115	LYNCHBURG	\$23,576.00	\$23,576.00	32	\$736.75
116	MARTINSVILLE	\$15,717.00	\$15,717.00	34	\$462.26
117	NEWPORT NEWS	\$47,152.00	\$47,152.00	97	\$486.10
118	NORFOLK	\$62,869.00	\$62,869.00	29	\$2,167.90
119	NORTON	\$7,859.00	\$7,859.00	0	
120	PETERSBURG	\$23,576.00	\$23,576.00	73	\$322.96
121	PORTSMOUTH	\$39,293.00	\$39,293.00	93	\$422.51
122	RADFORD	\$7,859.00	\$7,859.00	12	\$654.92
123	RICHMOND CITY	\$47,152.00	\$47,152.00	96	\$491.17
124	ROANOKE CITY	\$39,293.00	\$39,293.00	31	\$1,267.52
126	STAUNTON	\$15,717.00	\$15,717.00	54	\$291.06
127	SUFFOLK	\$23,576.00	\$23,576.00	10	\$2,357.60
128	VIRGINIA BEACH	\$62,869.00	\$62,869.00	263	\$239.05
130	WAYNESBORO	\$15,717.00	\$15,717.00	24	\$654.88
131	WILLIAMSBURG/JAMES CITY	\$15,717.00	\$15,717.00	75	\$209.56
132	WINCHESTER	\$15,717.00	\$15,717.00	52	\$302.25
134	FAIRFAX CITY			with Fairfax County	
135	FRANKLIN CITY	\$7,859.00	\$7,859.00	16	\$491.19
136	CHESAPEAKE	\$47,152.00	\$47,152.00	41	\$1,150.05
137	LEXINGTON			with Rockbridge	
138	EMPORIA			with Greenville	
139	SALEM	\$7,859.00	\$7,859.00	28	\$280.67
140	BEDFORD CITY			with Bedford County	
142	POQUOSON	\$7,859.00	\$7,859.00	15	\$523.93
143	MANASSAS CITY	\$23,576.00	\$23,576.00	74	\$318.59
144	MANASSAS PARK	\$7,859.00	\$7,859.00	25	\$314.36
202	COLONIAL BEACH	\$7,859.00	\$7,859.00	37	\$212.41
207	WEST POINT	\$7,859.00	\$7,859.00	8	\$982.38
<b>TOTALS</b>		<b>\$2,247,581.00</b>	<b>\$2,200,429.00</b>	<b>5,071</b>	<b>\$433.92</b>



# **APPENDIX B**

## **Number of Students Enrolled**

**ISAEP Student Enrolled by Age and Gender  
2003-2004**

SCHOOL DIVISION	SCHOOL NAME	Age 16		Age 17		Age 18 and +		Total M/F
		M	F	M	F	M	F	
ACCOMACK	Onancock Learning Center - ECSE	4	4	11	17	4	3	43
ALBEMARLE	with Charlottesville							
ALEXANDRIA	T. C. Williams High School	6	12	26	20	4	15	83
ALLEGHANY	Alleghany High School	0	0	10	3	1	0	14
AMELIA	Piedmont Alternative School	0	0	2	0	0	0	2
AMHERST	Amherst County High School	3	1	7	5	12	10	38
APPOMATTOX	Appomattox County High School	1	1	3	3	0	0	8
ARLINGTON	Wakefield High School	2	0	8	2	0	0	12
	Washington Lee High School	0	1	2	0	0	0	3
	Yorktown High School	3	3	2	1	0	0	9
AUGUSTA	Buffalo Gap High School	0	0	1	3	2	2	8
	Fort Defiance High School	0	0	4	4	2	3	13
	Riverheads High School	0	0	1	1	3	3	8
	Stuarts Draft High School	1	1	2	1	4	2	11
	Wilson Memorial High School	0	0	4	2	5	1	12
BATH	Bath County High School	0	0	2	0	0	0	2
BEDFORD CITY	with Bedford County							
BEDFORD COUNTY	Liberty High School	2	2	17	6	7	10	44
	Staunton River High School	6	5	30	20	0	0	61
	Jefferson Forrest High School	1	0	1	5	0	0	7

**ISAEP Student Enrolled by Age and Gender  
2003-2004**

SCHOOL DIVISION	SCHOOL NAME	Age 16		Age 17		Age 18 and +		Total
		M	F	M	F	M	F	M/F
<b>BLAND</b>	Rocky Gap High School	3	1	3	3	0	0	10
<b>BOTETOURT</b>	Lord Botetourt High School	1	2	5	0	4	2	14
	James River High School	2	0	5	1	6	1	15
<b>BRISTOL</b>	Virginia High School	4	1	11	4	0	0	20
<b>BRUNSWICK</b>	Brunswick Senior High School	2	0	24	3	0	0	29
<b>BUCHANAN</b>	Buchanan County Technical & Career Center	No Report Received						
<b>BUCKINGHAM</b>	Buckingham County High School	3	3	16	7	5	3	37
<b>BUENA VISTA</b>	Parry McCluer High School	No Report Received						
<b>CAMPBELL</b>	William Campbell High School	3	1	8	4	2	3	21
	Altavista High School	2	4	7	1	2	3	19
	Brookville High School	6	4	8	6	11	4	39
	Rustburg High School	16	9	24	8	16	3	76
<b>CAROLINE</b>	Caroline High School	No Report Received						
<b>CARROLL</b>	Carroll County High School	7	2	11	6	0	0	26
<b>CHARLES CITY</b>	Charles City County High School	0	0	5	2	1	1	9

**ISAEP Student Enrolled by Age and Gender  
2003-2004**

SCHOOL DIVISION	SCHOOL NAME	Age 16		Age 17		Age 18 and +		Total
		M	F	M	F	M	F	M/F
CHARLOTTE	Piedmont Alternative School	1	1	1	0	0	0	3
CHARLOTTESVILLE	Charlottesville-Albemarle Tech Education Center	4	4	30	27	9	3	77
CHESAPEAKE CITY	Chesapeake Center for Science and Technology	0	7	10	11	13	0	41
CHESTERFIELD	Chesterfield Community High School	7	4	6	12	5	1	35
CLARKE	Clarke County High School	0	0	0	0	0	0	0
COLONIAL HEIGHTS	Colonial Heights High School	No Report Received						
COVINGTON	No Program							
CRAIG	Craig County High School	0	0	5	2	0	0	7
CULPEPER	Culpeper County High School	2	1	10	11	8	6	38
CUMBERLAND	Piedmont Alternative School	0	0	0	0	0	0	0
DANVILLE	George Washington High School	1	5	11	13	2	3	35
DICKENSON	Dickenson County Career Center	3	3	4	3	0	1	14
DINWIDDIE	Dinwiddie County High School	1	3	5	8	16	11	44

**ISAEP Student Enrolled by Age and Gender  
2003-2004**

SCHOOL DIVISION	SCHOOL NAME	Age 16		Age 17		Age 18 and +		Total
		M	F	M	F	M	F	M/F
ESSEX	Essex High School	6	1	2	1	1	0	11
FAIRFAX CITY	with Fairfax County							
FAIRFAX COUNTY	Bryant Alternative High School	1	0	0	1	1	1	4
	Annandale High School	3	1	5	3	0	0	12
	Cedar Lane Center	1	0	0	0	0	0	1
	Centreville High School	5	4	2	1	0	0	12
	Chantilly High School	4	5	6	6	0	0	21
	Edison High School	0	1	1	1	0	0	3
	Fairfax High School	4	3	5	1	0	0	13
	Falls Church High School	3	2	5	2	2	1	15
	Hayfield Secondary	0	2	0	2	0	0	4
	Herndon High School	5	0	0	5	0	1	11
	Lake Braddock Secondary School	3	1	2	2	0	0	8
	Langley High School	0	0	2	1	0	0	3
	Lee High School	5	3	4	0	0	0	12
	Madison High School	1	1	6	2	0	0	10
	Marshall High School	5	1	5	3	1	0	15
	McLean High School	2	2	2	1	1	0	8
	Mountain View Alt High School	0	1	1	2	0	0	4
	Mount Vernon High School	4	1	2	0	1	0	8
	Oakton High School	2	0	3	1	0	0	6
	Pimmit Hills Alternative High School	0	0	1	0	0	0	1
	Poe Middle School	0	0	0	0	0	0	0
	Quander Road School	0	0	1	0	0	0	1
	Robinson Secondary School	4	0	3	1	0	0	8
	South Lakes High School	8	6	5	1	0	0	20
	Stuart High School	0	1	1	2	0	0	4
	Twain Middle School							0
	West Potomac High School	3	2	7	3	0	0	15
	West Springfield High School	2	0	2	1	1	0	6

**ISAEP Student Enrolled by Age and Gender  
2003-2004**

SCHOOL DIVISION	SCHOOL NAME	Age 16		Age 17		Age 18 and +		Total
		M	F	M	F	M	F	M/F
	Westfield High School	5	1	7	4	1	1	19
	Woodson High School	0	0	1	1	0	0	2
	Whitman Middle School	0	0	1	0	0	0	1
<b>FALLS CHURCH</b>	No Program							
<b>FAUQUIER</b>	Fauquier High School	2	2	10	11	2	2	29
	Liberty High School	0	3	14	11	2	1	31
<b>FLOYD</b>	Floyd County High School	0	0	1	0	2	0	3
<b>FLUVANNA</b>	Fluvanna Middle School	1	1	6	1	1	1	11
<b>FRANKLIN CITY</b>	Franklin High School	0	1	1	4	5	5	16
<b>FRANKLIN COUNTY</b>	Franklin County High School	16	11	30	20	1	0	78
<b>FREDERICK</b>	James Wood High School	8	6	19	8	4	5	50
	Millbrook High School	5	6	10	8	4	4	37
	Robert E. Aylor Middle School	0	0	3	1	0	0	4
	James Wood Middle School	1	0	2	0	0	0	3
	Frederick County Middle School	0	0	1	0	0	0	1
	Sherando High School	5	11	8	9	3	6	42
<b>FREDERICKSBURG</b>	James Monroe High School	2	2	3	2	3	1	13
<b>GALAX</b>	Galax High School	0	0	1	1	3	3	8
<b>GILES</b>	Giles County High School	2	1	3	1	2	1	10
	Narrows High School	1	1	1	0	0	0	3
<b>GLOUCESTER</b>	Gloucester High School	13	9	20	21	38	14	115
<b>GOOCHLAND</b>	Goochland High School	4	1	10	6	3	3	27

**ISAEP Student Enrolled by Age and Gender  
2003-2004**

SCHOOL DIVISION	SCHOOL NAME	Age 16		Age 17		Age 18 and +		Total
		M	F	M	F	M	F	M/F
GRAYSON	Grayson County High School	5	2	6	8	0	0	21
GREENE	William Monroe High School	0	3	8	1	1	0	13
GREENSVILLE/EMPORIA	Zion Alternative Education Center	0	1	0	8	0	0	9
HALIFAX	Halifax County Career Center	4	2	7	5	5	0	23
HAMPTON	Bethel High School	3	6	20	12	14	7	62
	Hampton High School	3	2	14	5	12	8	44
	Kecoughtan High School	5	8	11	9	6	9	48
	Phoebus High School	7	4	16	7	13	15	62
HANOVER	Patrick Henry High School	1	4	16	6	1	0	28
	Hanover High School	2	1	2	0	1	0	6
	Lee Davis High School	3	4	19	5	2	1	34
	Atlee High School	2	1	4	2	5	0	14
								0
HARRISONBURG	Harrisonburg High School	1	2	13	18	5	2	41
HENRICO	Virginia Randolph Alternative Education	2	1	16	19	8	4	50
HENRY	Fieldale Collinsville High School	5	3	4	2	1	0	15
	Magna Vista High School	3	7	10	4	1	0	25
	Laurel Park High School	6	6	4	10	1	0	27
	Bassett High School	7	7	6	6	2	0	28
HIGHLAND	Highland High School	0	0	1	0	0	0	1
HOPEWELL	Hopewell High School	No Report Received						

**ISAEP Student Enrolled by Age and Gender  
2003-2004**

SCHOOL DIVISION	SCHOOL NAME	Age 16		Age 17		Age 18 and +		Total
		M	F	M	F	M	F	M/F
ISLE OF WIGHT	Smithfield High School	2	2	5	0	1	0	10
KING AND QUEEN	No Program							
KING GEORGE	King George High School	1	1	10	3	1	0	16
KING WILLIAM	King William High School	0	0	1	0	0	0	1
LANCASTER	Lancaster High School	9	3	14	8	2	1	37
LEE	Lee High School	2	1	3	2	0	0	8
LEXINGTON	with Rockbridge							
LOUDOUN	Douglass School	5	3	37	19	1	2	67
LOUISA	Louisa County High School	1	1	10	7	10	5	34
LUNENBURG	Piedmont Alternative School	0	0	0	0	0	0	0
LYNCHBURG	Heritage High School	0	1	8	3	2	2	16
	E.C. Glass High School	0	0	8	4	0	4	16
MADISON	Madison County High School	1	1	4	2	0	0	8
MANASSAS CITY	Joseph B. Johnson Learning Center	8	6	17	15	18	10	74
MANASSAS PARK	Manassas Park High School	2	2	7	6	6	2	25
MARTINSVILLE	Martinsville High School	5	1	11	7	7	3	34
MATHEWS	Mathews High School	0	0	0	2	2	2	6
MECKLENBURG	Park View High School	10	2	7	4	13	1	37



**ISAEP Student Enrolled by Age and Gender  
2003-2004**

SCHOOL DIVISION	SCHOOL NAME	Age 16		Age 17		Age 18 and +		Total M/F
		M	F	M	F	M	F	
MIDDLESEX	Middlesex High School	3	1	3	3	0	0	10
MONTGOMERY	Christiansburg High School	2	2	3	1	3	0	11
NELSON	Nelson County High School	3	2	2	2	4	1	14
NEW KENT	New Kent County High School	1	0	5	2	5	0	13
NEWPORT NEWS	Point Option Alternative School	22	12	36	27	0	0	97
NORFOLK	Norfolk Skills Center	8	4	10	4	2	1	29
NORTON	J. I. Burton High School	0	0	0	0	0	0	0
NORTHAMPTON	The T.E.C.H. Center	0	2	2	2	6	4	16
NORTHUMBERLAND	Northumberland High School	9	3	14	8	2	1	37
NOTTOWAY	Piedmont Alternative School	3	0	1	0	0	0	4
ORANGE	Orange County High School	1	1	4	6	0	0	12
PAGE	Page County Technical Center	2	5	12	6	0	1	26
PATRICK	Patrick County High School	1	3	2	1	0	0	7
PETERSBURG	Petersburg High School	1	3	6	15	22	15	62

**ISAEP Student Enrolled by Age and Gender  
2003-2004**

SCHOOL DIVISION	SCHOOL NAME	Age 16		Age 17		Age 18 and +		Total
		M	F	M	F	M	F	M/F
	Vernon Johns Middle School	1	0	0	2	0	0	3
	Peabody Middle School	2	0	6	0	0	0	8
<b>PITTSYLVANIA</b>	Regional Alternative Center	6	5	11	9	12	7	50
<b>POQUOSON</b>	Poquoson High School	3	1	5	3	3	0	15
<b>PORTSMOUTH</b>	Excel Campus	3	4	34	24	16	12	93
<b>POWHATAN</b>	Powhatan High School	1	0	5	1	0	0	7
<b>PRINCE EDWARD</b>	Prince Edward High School Technology Center	0	1	4	3	3	1	12
<b>PRINCE GEORGE</b>	Prince George High School	2	3	7	3	2	2	19
<b>PRINCE WILLIAM</b>	Brentsville High School	1	1	3	1	0	0	6
	C. D. Hylton High School	4	6	6	5	1	0	22
	Forest Park High School	4	3	5	4	1	0	17
	Gar-Field High School	11	2	7	3	0	1	24
	Osborn Park High School	2	5	6	2	1	0	16
	Stonewall High School	6	6	7	6	0	0	25
	Woodbridge High School	6	4	7	3	1	0	21
	Potomac High School	5	3	9	2	0	0	19
<b>PULASKI</b>	Pulaski County High School	6	5	30	4	5	3	53
<b>RADFORD</b>	Radford High School	2	1	5	2	1	1	12
<b>RAPPAHANNOCK</b>	Rappahannock County High School	4	0	1	3	2	0	10

**ISAEP Student Enrolled by Age and Gender  
2003-2004**

SCHOOL DIVISION	SCHOOL NAME	Age 16		Age 17		Age 18 and +		Total M/F
		M	F	M	F	M	F	
RICHMOND CITY	Adult Career Development Center	3	2	47	39	2	3	96
RICHMOND COUNTY	Rappahannock High School	9	3	14	8	2	1	37
ROANOKE CITY	Blue Ridge Technical Academy	7	7	8	6	3	0	31
ROANOKE COUNTY	Cave Spring High School	0	0	1	2	0	0	3
	William Byrd High School	9	3	7	4	0	0	23
	Northside High School	1	5	7	0	0	1	14
	Hidden Valley High School	2	0	5	0	0	0	7
	Glenvar High School	2	3	4	2	0	0	11
ROCKBRIDGE	Rockbridge County High School	11	15	7	10	2	7	52
ROCKINGHAM	No Program							
RUSSELL	Lebanon High School	3	3	11	5	0	0	22
	Honaker High School	2	4	2	2	0	0	10
	Castlewood High School	4	5	4	6	2	1	22
SALEM	Salem High School	0	0	12	9	6	1	28
SCOTT	Scott County Vocational Center	2	1	1	0	0	0	4
SHENANDOAH	Tripplett Business and Technical Institute	4	0	13	5	10	1	33
SMYTH	Chilhowie High School	2	1	3	2	1	0	9
	Marion Senior High School	7	4	8	5	2	3	29
	Northwood High School	1	0	0	0	0	0	1
SOUTHAMPTON	Southampton High School	2	0	2	0	0	0	4

**ISAEP Student Enrolled by Age and Gender  
2003-2004**

SCHOOL DIVISION	SCHOOL NAME	Age 16		Age 17		Age 18 and +		Total
		M	F	M	F	M	F	M/F
SPOTSYLVANIA	Spotsylvania County Alternative High School	23	25	31	40	11	4	134
STAFFORD	Colonial Forge High School	6	3	6	2	2	2	21
	Stafford High School	20	10	23	11	3	5	72
	Brooke Point High School	10	3	9	10	3	0	35
	North Stafford High School	6	2	8	3	1	1	21
STAUNTON	Robert E. Lee High School	9	8	15	14	7	1	54
SUFFOLK	Lakeland High School	2	1	4	2	0	0	9
	Nansemond River High School	0	0	1	0	0	0	1
SURRY	Surry County High School	1	0	2	2	3	0	8
SUSSEX	Sussex Central High School	0	0	0	0	0	0	0
TAZEWELL	Graham High School	1	2	5	1	4	2	15
	Pocahontas High School	1	0	4	0	0	0	5
	Tazewell High School	7	2	10	1	1	0	21
	Richlands High School	8	6	21	12	8	5	60
COLONIAL BEACH	Colonial Beach High School	9	3	14	8	2	1	37
WEST POINT	West Point High School	0	1	2	0	2	3	8
VIRGINIA BEACH	Open Campus/ ISAEP	53	17	82	27	0	0	179
	Adult Learning Center	17	8	37	22	0	0	84
WARREN	Warren County High School	23	15	23	26	6	5	98
WASHINGTON	Holston High School	0	1	3	3	1	1	9
	Patrick Henry High School	0	0	1	1	2	2	6

**ISAEP Student Enrolled by Age and Gender  
2003-2004**

SCHOOL DIVISION	SCHOOL NAME	Age 16		Age 17		Age 18 and +		Total
		M	F	M	F	M	F	M/F
	John S. Battle High School	1	0	6	2	2	0	11
	Abingdon High School	2	1	3	6	9	3	24
<b>WAYNESBORO</b>	Waynesboro High School	4	3	7	5	3	2	24
<b>WESTMORELAND</b>	Washington and Lee High School	9	3	14	8	2	1	37
<b>WILLIAMSBURG-JAMES CITY</b>	Lafayette High School	7	4	11	7	1	0	30
	Jamestown High School	2	3	18	15	4	3	45
								0
<b>WINCHESTER</b>	John Handley High School	10	12	13	9	3	5	52
<b>WISE</b>	Wise County Alternative Education Center	2	2	10	5	2	2	23
<b>WYTHE</b>	George Wythe High School	4	1	6	2	2	0	15
	Fort Chiswell High School	0	1	2	3	5	7	18
<b>YORK</b>	York River Academy	8	7	23	5	0	0	43
	<b>TOTALS</b>	<b>779</b>	<b>555</b>	<b>1714</b>	<b>1100</b>	<b>578</b>	<b>345</b>	<b>5071</b>