



# **Virginia's Homeless Programs 2007-08 Program Year**

**A Report to the  
House Appropriations  
and  
Senate Finance Committees**



**The Jackson Center  
501 North Second Street  
Richmond, VA 23219**

# Table of Contents

**EXECUTIVE SUMMARY .....3**

**CONDITIONS .....5**

**HOMELESS PROGRAMS.....9**

    CHILD CARE FOR HOMELESS CHILDREN PROGRAM..... 10

    ..... 10

    CHILD SERVICES COORDINATOR GRANT..... 11

    STATE SHELTER GRANT AND EMERGENCY SHELTER GRANT ..... 14

    HOMELESS INTERVENTION PROGRAM (HIP) ..... 21

    HOUSING OPPORTUNITIES FOR PERSONS WITH AIDS (HOPWA) ..... 24

**CONCLUSION.....28**

## Executive Summary

Homelessness directly affects thousands of Virginians annually. According to the annual 2008 point-in-time count conducted by localities statewide, at least 8,610 individuals were homeless during a 24-hour snapshot in January 2008. Four to five times that number may actually experience homelessness at some point during the year, according to national homeless studies. Many of these persons have special needs based on situations ranging from physical or mental disabilities to chronic substance abuse. Of the total homeless population, many are also victims of other circumstances such as job loss or domestic violence. The Commonwealth of Virginia utilizes a variety of approaches to serve the needs of a diverse homeless population.

The Virginia Department of Housing and Community Development (DHCD) directly addresses the problems associated with homelessness by administering several programs that provide financial support to local governments and nonprofit providers of housing and supportive services to the homeless.

- Child Care for Homeless Children Program (CCHCP)
- Child Services Coordinator Grant (CSCG)
- Emergency Shelter Grant (ESG)
- State Shelter Grant (SSG)
- Homeless Intervention Program (HIP)
- Housing Opportunities for Person with AIDS (HOPWA)

The following summarizes funding and number of persons served during the 2007-08 program year:

- **CCHCP**
  - DHCD received a \$300,000 block grant for the CCHCP program
  - 395 children received child care through the program
- **CSCG**
  - Funding included \$500,000 in state general funds and \$589,375 in Temporary Assistance to Needy Families (TANF) program funds
  - 5,552 homeless children in 54 emergency and transitional housing facilities assisted
- **Shelter Programs**
  - ESG is a HUD allocation of \$1,661,707
  - SSG is a state-funded program with \$3,475,247 in TANF funds and \$3,265,120 in State general funds
  - ESG and SSG programs together assisted 5,602 shelter beds
- **HIP**
  - Funding included \$4.5 million in State general funds and \$600,000 TANF funds
  - Financial assistance was provided to 1,827 households (4,805 individuals)

- **HOPWA**

- Funding included \$618,000 in federal funds through the Department of Housing and Urban Development
- Funding was distributed through 13 project sponsors across the state to serve 281 households.

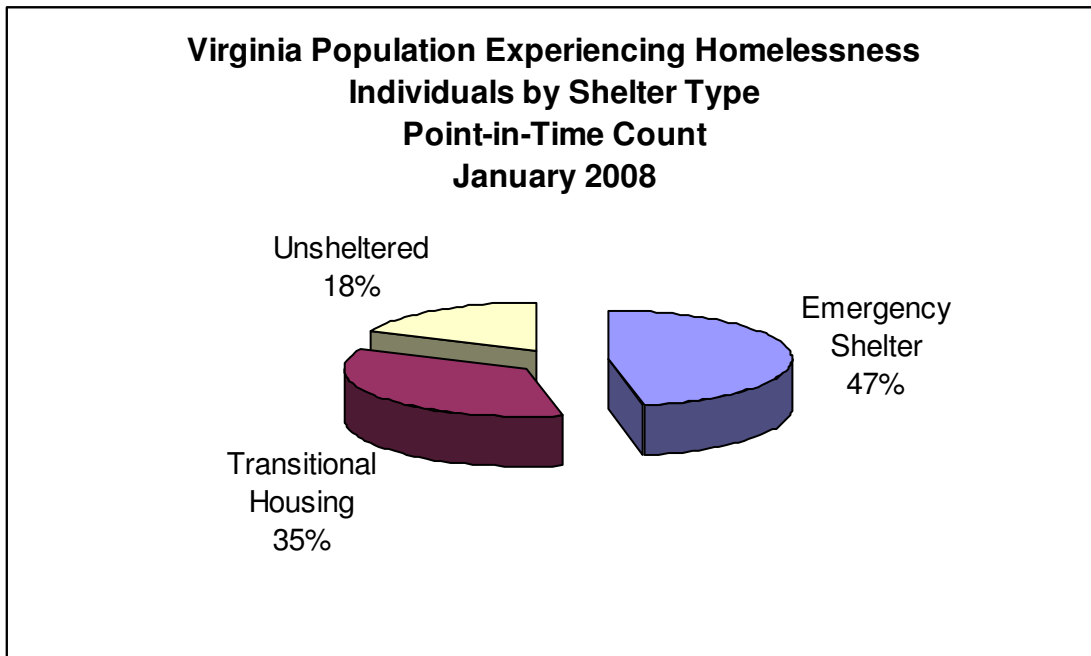
This report serves as a means to report overall conditions and progress made related to the administration of the State's homelessness programs in compliance with Budget Item 103 D.

The Department shall report to the Chairmen of the Senate Finance, the House Appropriations Committees, and the Director, Department of Planning and Budget by November 4 of each year on the state's homeless programs, including, but not limited to, the number of (i) emergency shelter beds, (ii) transitional housing units, (iii) single room occupancy dwellings, and (iv) homeless intervention programs supported by state funding on a locality and statewide basis. The report shall also include the number of Virginians served by these programs, the costs of the programs, and the financial and in-kind support provided by localities and nonprofit groups in these programs. In preparing the report, the Department shall consult with localities and community-based groups.

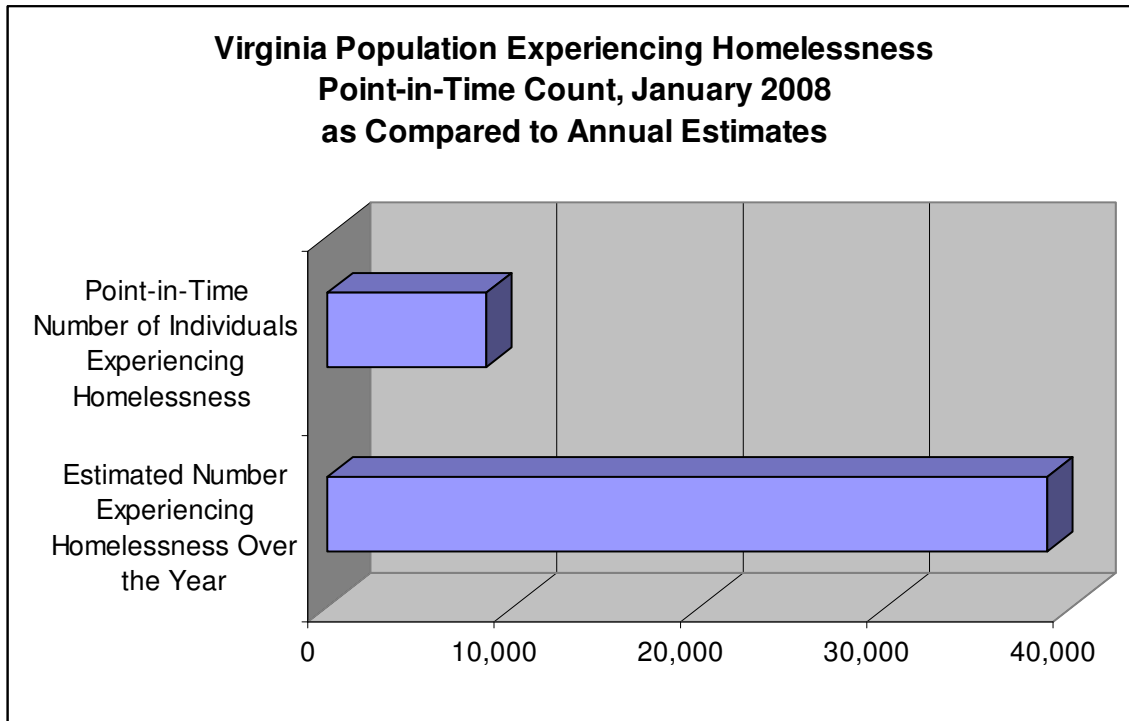
## Conditions

Every year each jurisdiction across the state participates in an annual point-in-time count of sheltered and unsheltered persons experiencing homelessness. Sheltered persons are any individuals (including children and unaccompanied youth) sleeping in emergency shelters, transitional housing, or using a hotel/motel voucher.

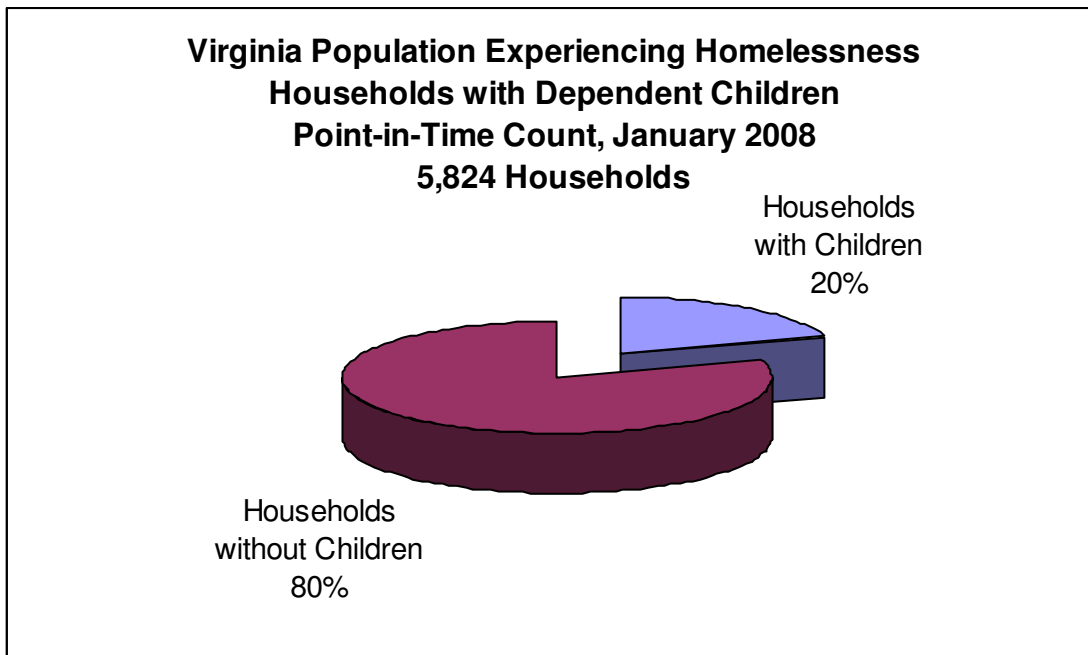
The January 2008 point-in-time count identified 8,610 individuals as experiencing homelessness. About 47 percent of these individuals were in emergency shelters, 35 percent were in transitional shelter programs, and 18 percent (down from 22 percent in 2007) were unsheltered.



The number of individuals experiencing homelessness over an entire year is typically four to five times that of the point-in-time count. In this case, an estimated 34,440 to 43,050 individuals in Virginia experienced homelessness throughout the year.

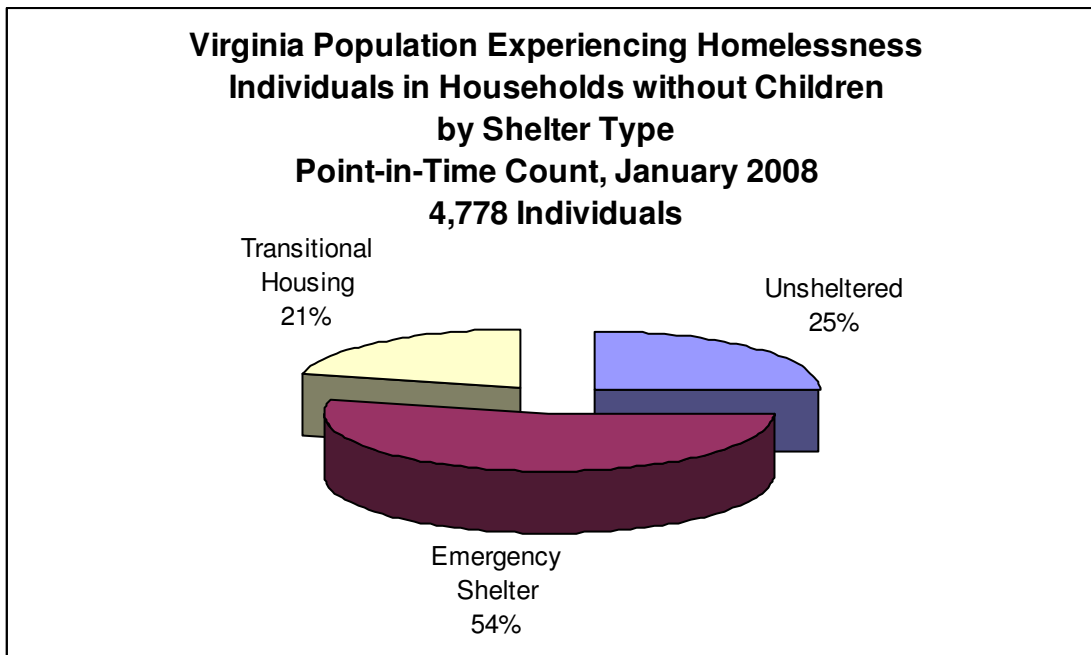
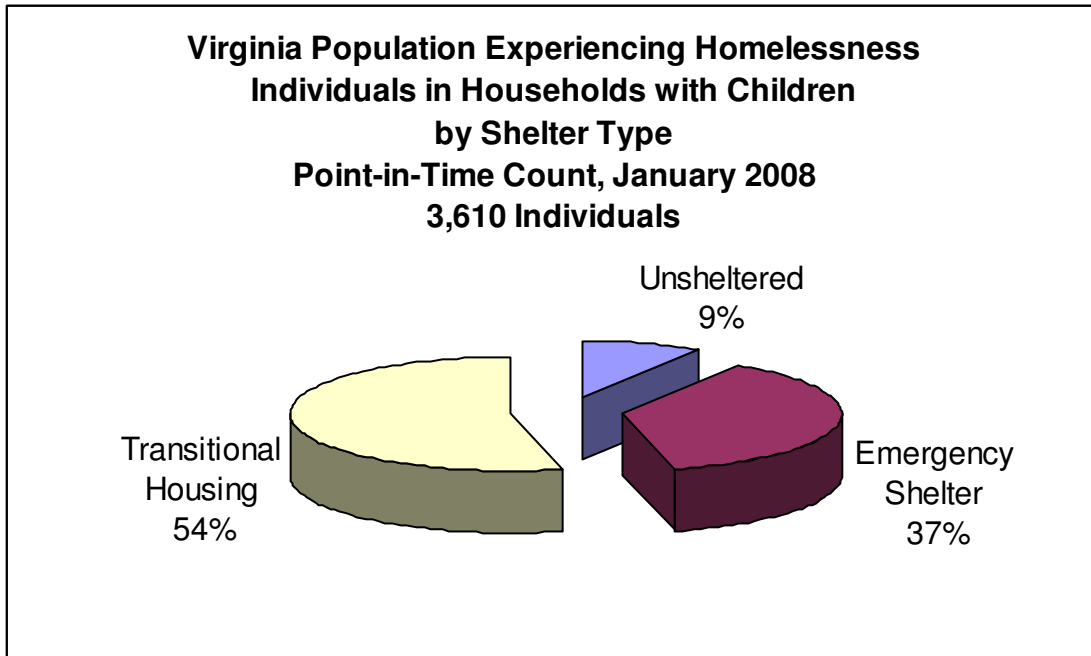


Twenty percent of households experiencing homelessness during the point-in-time count included households with dependent children.

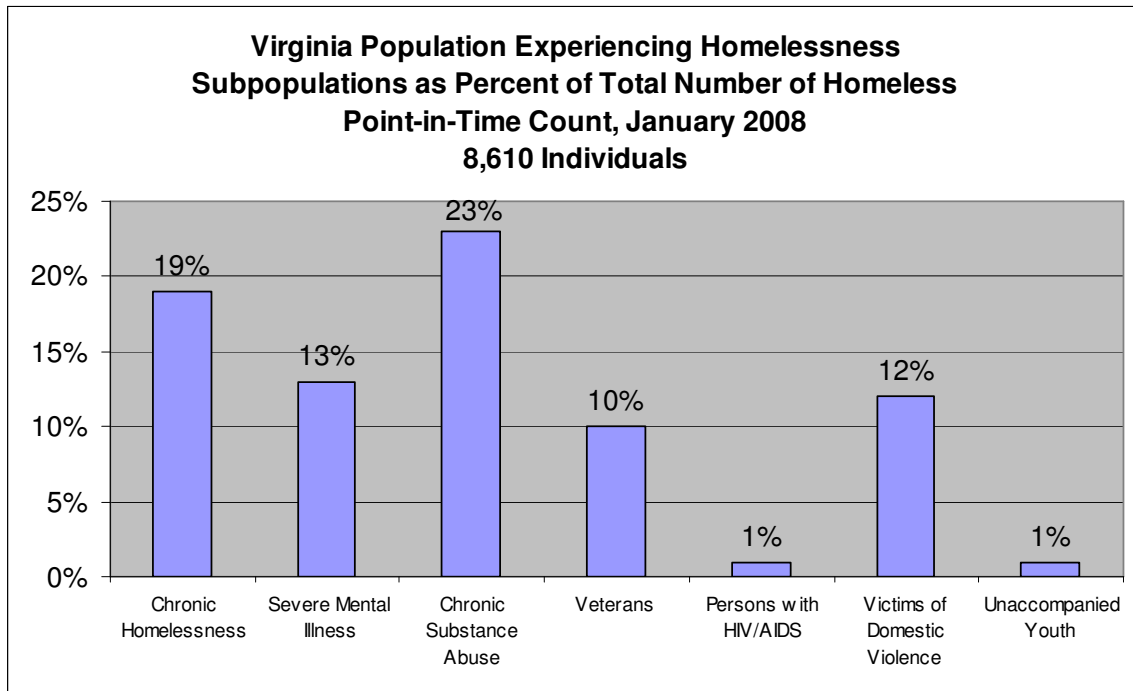


Individuals in households with dependent children were more likely (54 percent) to reside in transitional housing as to those in households without dependent children (21 percent). Individuals in households without children were significantly more likely (54 percent) to reside in emergency shelter as compared

to those in households with children (37 percent) or be entirely unsheltered (25 percent) as compared to those in households with children where only nine percent of these individuals were unsheltered.



Based on data reported from the 2008 point-in-time count, almost 20 percent of the 8,610 individuals were experiencing chronic homelessness. This is based on the HUD (Housing and Urban Development) definition of chronic homelessness as an unaccompanied disabled individual who has been continuously homeless for over one year. Notably, 10 percent of the homeless population in Virginia is reportedly veterans, and another 12 percent are victims of domestic violence.





## Homeless Programs

DHCD administers \$15.5 million for homeless services programs. This includes \$8.2 million in state general funds that leverage an additional \$7,244,356 in federal funds to address the critical needs of homelessness in Virginia.

Federal resources include \$300,000 from Health and Human Services (HHS), which is allocated to DHCD through the Virginia Department of Social Services (DSS) for a child care services program serving homeless children within the commonwealth. TANF (Temporary Assistance for Needy Families), another federal resource allocated by DSS to DHCD supports the coordination of child care services for homeless children. TANF funds are also utilized to support shelter programs across the state and these funds augment efforts to prevent homelessness through the state's Homeless Intervention Program.

In addition to the federal funding allocated to the Department through DSS, DHCD also received federal funding directly from HUD through the federal Emergency Shelter Grant (ESG) program and HOPWA. The federal shelter grant program is leveraged along with the State Shelter Grant to support shelter services across the Commonwealth and the HOPWA program prevents homelessness among low-income individuals and their families with HIV/AIDS.

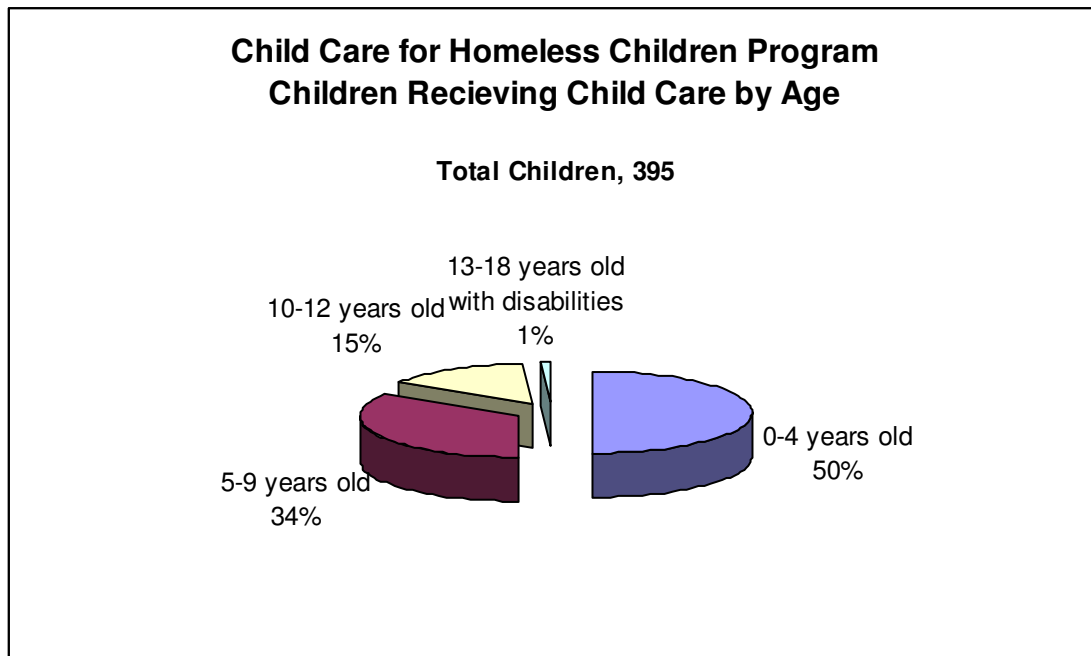
| <b>DHCD-Administered Homeless Programs<br/>2007-2008 Program Year</b> |                    |   |
|---|--------------------|---|
| <b>Program</b>  | <b>Source</b>      | <b>2007-2008 Allocation</b>               |
| Child Care for the Homeless Children Program (CCHCP)                  | Federal –HHS (DSS) | \$300,000                                 |
| Child Care Services Coordinator Grant (CSCG)                          | State TANF         | \$500,000 (State)<br>\$589,375 (TANF)     |
| Emergency Shelter Grant (ESG)   | Federal -HUD       | \$1,661,707                               |
| State Shelter Grant (SSG)   | State TANF         | \$3,265,120 (State)<br>\$3,475,274 (TANF) |
| Homeless Intervention Program (HIP)                                   | State TANF         | \$4,500,000 (State)<br>\$600,000 (TANF)   |
| Housing Opportunities for Persons with AIDS (HOPWA)                   | Federal -HUD       | \$618,000                                 |

## **Child Care for Homeless Children Program**

The Child Care for Homeless Children Program (CCHCP) receives funding through the federal Child Care and Development Block Grant from the Department of Health and Human Services, which the Department of Social Services (DSS) administers. DHCD has an interagency contract with DSS to provide for the payment of child care services for homeless children residing in emergency shelters and transitional housing facilities that receive State Shelter Grant funding. Homeless families in shelter facilities may receive assistance for the cost of child care while working or participating in an educational or job training program.

In 2007-08 program year, DSS provided DHCD with \$300,000 from its block grant to support the Child Care for Homeless Children Program. As a result 395 children (representing 220 households) received child care during the year allowing parents to work toward developing economic self-sufficiency.

Half of the children receiving child care were four years old or younger.



| <b>Childcare for Homeless Children<br/>2007-08</b>                           |                 |  |
|--|-----------------|--|
| <b>Service Provider</b>  | <b>Location</b> | <b>Childcare for Homeless Children</b> |
| Action in Community Through Service of Prince William, Inc.                  | Dumfries        | \$63,462.07                            |
| Center for Hope and New Beginnings   | Suffolk         | \$11,956.63                            |
| Community Touch, Inc.  | Bealeton        | \$8,190.79                             |
| Fauquier Family Shelter Services, Inc.                                       | Warrenton       | \$24,822.44                            |
| ForKids, Inc.  | Norfolk         | \$11,207.77                            |
| Genieve Shelter  | Suffolk         | \$4,445.43                             |
| Hilliard House   | Richmond        | \$11,727.85                            |
| HomeAgain (formerly Emergency Shelter, Inc.)                                 | Richmond        | \$11,440.04                            |
| Homestretch  | Falls Church    | \$23,352.01                            |
| Mercy House, Inc.  | Harrisonburg    | \$3,972.37                             |
| Miriam's House, Inc.   | Lynchburg       | \$5,094.66                             |
| Our House Families (Formerly Community Resource Network of Chesapeake, Inc.) | Chesapeake      | \$3,773.85                             |
| Portsmouth Area Resources Coalition, Inc.                                    | Portsmouth      | \$2,094.08                             |
| Prince William County Office of Housing and Community Development            | Woodbridge      | \$3,837.60                             |
| Rappahannock Refuge, Inc./Hope House   | Fredericksburg  | \$6,444.80                             |
| Samaritan House, Inc.  | Virginia Beach  | \$13,256.53                            |
| Serve, Inc.  | Manassas        | \$1,163.79                             |
| Services to Abused Families, Inc.  | Culpeper        | \$4,623.01                             |
| St. Joseph's Villa   | Richmond        | \$41,788.27                            |
| YWCA of Central Virginia   | Lynchburg       | \$989.13                               |
| <b>TOTAL</b>   |                 | <b>\$257,643.12</b>                    |

### ***Child Services Coordinator Grant***

The Child Services Coordinator Grant (CSCG) program contributes support for an in-house coordinator to address the special health care, mental health, and educational needs of homeless children residing in emergency shelters and transitional housing facilities. Nonprofit organizations and local governments that receive State Shelter Grant funds are eligible applicants for CSCG funds. Emergency shelter applicants must document a minimum of at least five new homeless children per month in residence to be eligible for funding and transitional housing facilities must serve at least 20 children per month to be eligible for funding.

The CSCG program addresses the needs of homeless children by:

- Insuring that professional child service resources are available to homeless families with children through linkages in the community.
- Improving service delivery to homeless children through increased information-sharing, collaborative planning, and analysis/referral to existing resources.
- Emphasizing parental choice and participation in the coordination of services for children.

Child service coordinators assisted 907 homeless children in 54 emergency shelter and transitional housing facilities.

The 2007-08 funding included an appropriation of \$500,000 in state general funds and \$589,375 in TANF program funds.

- 469 children received health assessments by medical professionals, including follow-up treatments, immunizations, and inoculations.
- 462 children received mental health screenings, including assessments with professionals as needed.
- 449 children received educational services delivery, including transportation.

*NOTE: Selected outcome numbers may represent duplication, because a homeless child may need a variety of services and assistance. Also, some children may have entered the shelter in one fiscal year and received the service in a subsequent year.*

| <b>Child Services Coordinator Grant<br/>2007-08</b>         |                 |   |
|---|-----------------|---|
| <b>Service Provider</b>                                     | <b>Location</b> | <b>Child Services<br/>Coordinator<br/>Grant</b> |
| Action in Community Through Service of Prince William, Inc. | Dumfries        | \$61,008.00                                     |
| Arlington-Alexandria Coalition for the Homeless, Inc.       | Arlington       | \$26,250.00                                     |
| Avalon: A Center for Women and Children                     | Williamsburg    | \$26,250.00                                     |
| CARITAS   | Richmond        | \$26,250.00                                     |
| Carpenter's Shelter   | Alexandria      | \$13,125.00                                     |
| Center for Hope and New Beginnings                          | Suffolk         | \$26,250.00                                     |
| Choices, Council on Domestic Violence for Page County       | Luray           | \$13,125.00                                     |
| Citizens Against Family Violence, Inc.                      | Martinsville    | \$13,125.00                                     |
| Community Lodgings, Inc.                                    | Alexandria      | \$13,125.00                                     |
| Crisis Assistance Response Emergency Shelter, Inc.          | Petersburg      | \$12,125.00                                     |

| <b>Service Provider</b>  | <b>Location</b> | <b>Grant</b> |
|--|-----------------|--------------|
| Doorways   | Arlington       | \$26,250.00  |
| Ecumenical Family Shelter, Inc. A.K.A. The Dwelling Place                    | Norfolk         | \$26,250.00  |
| Family Crisis Support Services, Inc.   | Norton          | \$13,125.00  |
| Family Resource Center   | Wytheville      | \$13,125.00  |
| Fauquier Family Shelter Services, Inc.                                       | Warrenton       | \$36,119.67  |
| First Step: A Response to Domestic Violence, Inc.                            | Harrisonburg    | \$13,125.00  |
| ForKids, Inc.  | Norfolk         | \$26,250.00  |
| Genieve Shelter  | Suffolk         | \$13,124.10  |
| Greater Orange Community Development Corporation, Inc.                       | Orange          | \$13,125.00  |
| Help and Emergency Response  | Portsmouth      | \$26,250.00  |
| HomeAgain (formerly Emergency Shelter, Inc.)                                 | Richmond        | \$13,125.00  |
| Homestretch  | Falls Church    | \$39,375.00  |
| Laurel Shelter, Inc.   | Gloucester      | \$13,125.00  |
| Loudoun County Department of Family Services                                 | Leesburg        | \$13,125.00  |
| Mercy House, Inc.  | Harrisonburg    | \$26,250.00  |
| Mother Seton House, Inc. T/A Seton Youth                                     | Virginia Beach  | \$26,250.00  |
| New Directions Center, Inc.  | Staunton        | \$13,125.00  |
| New Hope Housing, Inc.   | Alexandria      | \$26,250.00  |
| Our House Families (Formerly Community Resource Network of Chesapeake, Inc.) | Chesapeake      | \$13,100.44  |
| People Incorporated of Southwest Virginia                                    | Abingdon        | \$13,125.00  |
| Portsmouth Area Resources Coalition, Inc.                                    | Portsmouth      | \$26,250.00  |
| Rappahannock Council on Domestic Violence                                    | Fredericksburg  | \$13,125.00  |
| Rappahannock Refuge, Inc./Hope House   | Fredericksburg  | \$13,125.00  |
| Response, Inc.   | Woodstock       | \$13,125.00  |
| Reston Interfaith, Inc.  | Reston          | \$13,125.00  |
| Salvation Army of Charlottesville  | Charlottesville | \$5,503.05   |
| Salvation Army of Richmond   | Richmond        | \$13,125.00  |
| Salvation Army of Winchester   | Winchester      | \$19,918.25  |
| Samaritan House, Inc.  | Virginia Beach  | \$52,500.00  |
| Serve, Inc.  | Manassas        | \$26,250.00  |
| Services to Abused Families, Inc.  | Culpeper        | \$11,746.85  |
| Shelter for Abused Women   | Winchester      | \$13,124.98  |
| Shelter for Help in Emergency  | Charlottesville | \$13,125.00  |
| Shelter House, Inc.  | Falls Church    | \$13,125.00  |
| St. Joseph's Villa   | Richmond        | \$22,245.00  |
| Thurman Brisban Homeless Shelter, Inc.                                       | Fredericksburg  | \$26,250.00  |
| Transitional Housing Barn, Inc   | Bristow         | \$13,125.00  |
| Transitions Family Violence Services   | Hampton         | \$13,125.00  |

| Service Provider                                | Location | Grant                 |
|---|----------|-----------------------|
| Women's Resource Center of the New River Valley | Radford  | \$26,250.00           |
| YWCA of Richmond                                | Richmond | \$13,125.00           |
| YWCA of South Hampton Roads                     | Norfolk  | \$26,250.00           |
| <b>TOTAL</b>                                    |          | <b>\$1,061,140.34</b> |

### ***State Shelter Grant and Emergency Shelter Grant***

The State Shelter Grant (SSG) is a state-funded program. In 2007-08 program year, \$3,475,274 in Temporary Assistance to Needy Families (TANF) funds were allocated to supplement the \$3,265,120 in general funds available to support this program. The federal Emergency Shelter Grant (ESG) is awarded by formula to the Commonwealth by HUD through the McKinney Homeless Assistance Act. Virginia received \$1,661,707 of ESG funding in 2007-08. Providers of emergency shelter and transitional housing receive grants through the SSG and ESG programs.

The State Shelter Grant (SSG) program helps homeless families and individuals by providing state funding to emergency shelters and transitional housing facilities. The funds can be used to defray operating costs such as salary support, administration, maintenance, rent, utilities, insurance, supplies, and furnishings. SSG funds may also be used to support the delivery of essential human services addressing employment, substance abuse, education, or health needs. These services cannot duplicate or replace existing services.

Similarly, the federal Emergency Shelter Grant (ESG) program helps the homeless by providing shelter and services at emergency shelters and transitional housing facilities. Grant recipients may use funds to meet the costs of operations and limited staff costs. Local governments receiving funds may use five percent for administrative expenses.

In 2007-08 DHCD allocated both SSG and ESG grant funds based on the number of beds available to serve the homeless (70 percent), on the shelter utilization rate (15 percent), and on the level of services provided by the shelter (15 percent). Seasonal facilities (winter shelters) received DHCD-administered funding based on the average daily bed count prorated by the number of months the shelter was in operation. ESG awards for day shelters were based on 50 percent of the average daily attendance by persons for whom the provider has documented homelessness.

Many grantees receive both SSG and ESG funding for each bed in their facility. However, grantees in the federal Emergency Shelter Grant (ESG) FFY 2007 entitlement cities of Norfolk, Portsmouth, Richmond, Roanoke, and Virginia Beach, and the entitlement counties of Arlington, Fairfax, and Prince William are not eligible for state-administered ESG funding. The U. S. Department of

Housing and Urban Development provides funds directly to entitlement localities. The entitlement localities then make them available to emergency shelter and transitional housing providers within their jurisdictions.

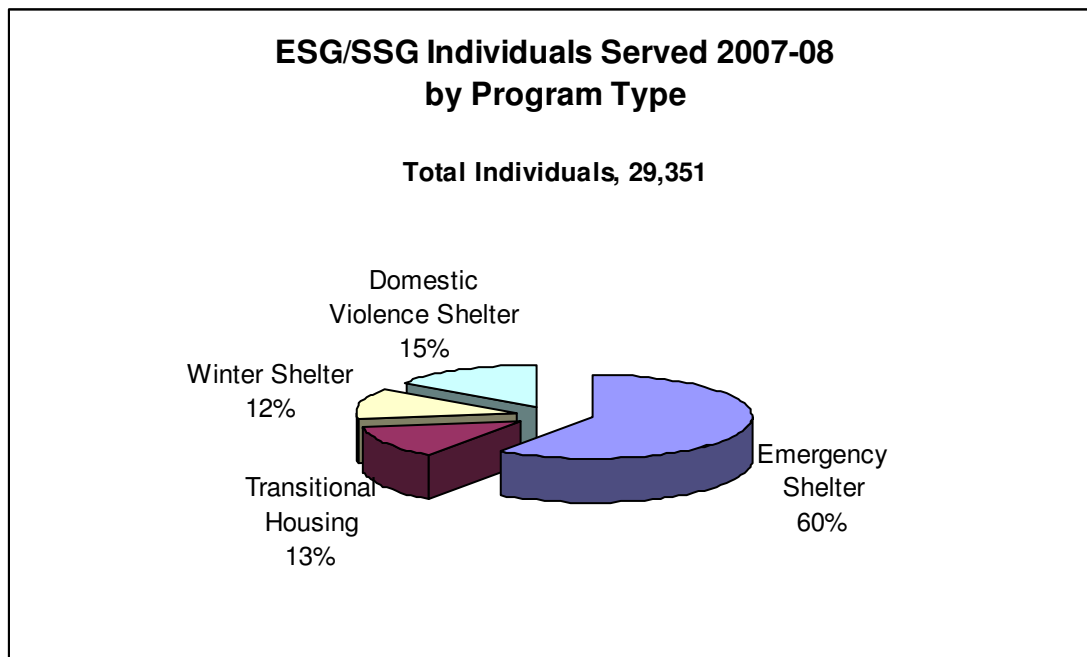
Shelter providers receiving SSG and ESG funds served 29,351 persons through emergency, transitional, and winter shelters during 2007-08 program year. The table and charts to follow provide additional details on the count and percentage distribution served by the primary types of shelters as well as by the number who could not be served.

### Beds Funded

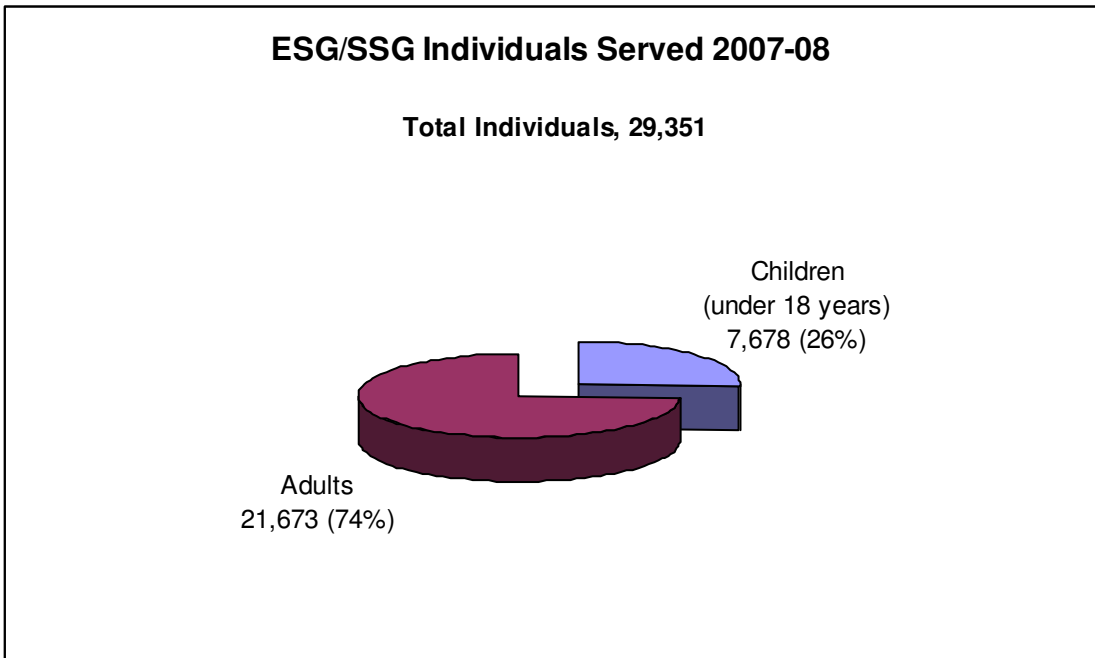
The number of beds fluctuates from year to year. In the 2007-08 program year, SSG and/or ESG funded a total of 5,602 beds. Of these, 2,208 were emergency shelter beds, 2,339 were transitional housing beds, and 730 were domestic violence emergency shelter beds.

### Number Served

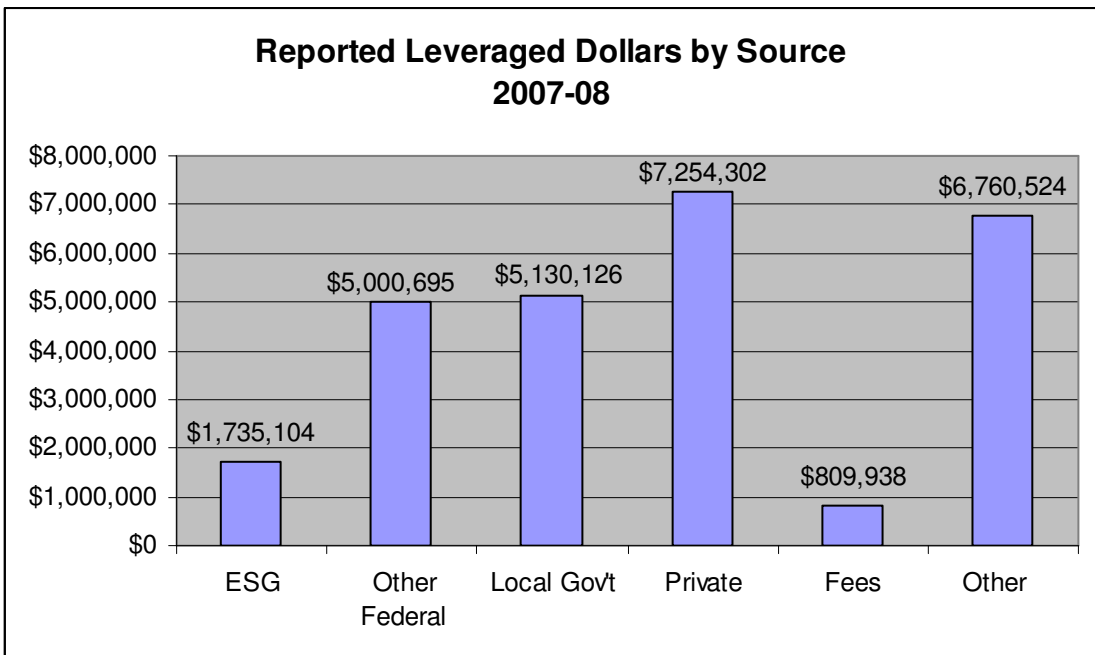
Based on data gathered from shelter providers, 60 percent, or 17,459 of the individuals served, were served in emergency shelters.



About a quarter (26 percent) of the individuals served are children under the age of 18. Eleven percent (3,271) of the individuals served are four years old or younger.



ESG (and SSG) requires a one-to-one match on funds awarded. The match is derived from DHCD's requirement that all subrecipients of ESG/SSG awards provide the necessary match by submitting a budget indicating the amount and source of the match provided. Match sources were generally local funds, state funds, United Way contributions, private donations, volunteer hours, and some in kind contributions. Monitoring of ESG subrecipients on a regular basis following departmental procedures ensured continued compliance with federal requirements, including match expenditures of at least \$1,561,778. Total leveraged non-federal resources during the 2007-08 program year are \$19,954,890.





| <b>SHELTER GRANT FUNDING 2008-09</b>                        | <b>Location</b>         | <b>State Shelter Grant</b> | <b>Emergency Shelter Grant</b> |
|---|-------------------------|----------------------------|--------------------------------|
|   | <b>Service Provider</b> |                            |                                |
| Action in Community Through Service of Prince William, Inc. | Dumfries                | \$82,543.69                |                                |
| Alexandria Office On Women/Battered Women's Shelter         | Alexandria              | \$18,875.99                | \$9,916.45                     |
| Alexandria, City of Department of Human Services            | Alexandria              | \$65,934.31                | \$34,572.54                    |
| Alive, Inc.   | Alexandria              | \$14,365.23                | \$7,536.24                     |
| Arlington County Government                                 | Arlington               | \$16,760.37                | \$8,649.32                     |
| Arlington-Alexandria Coalition for the Homeless, Inc.       | Arlington               | \$172,333.73               | \$90,465.15                    |
| Avalon: A Center for Women and Children                     | Williamsburg            | \$41,169.72                | \$21,630.35                    |
| Bedford County DSS-Domestic Violence Services               | Bedford                 | \$9,791.54                 | \$5,114.39                     |
| Bethany House of Northern Virginia, Inc.                    | Alexandria              | \$37,059.80                |                                |
| CARITAS   | Richmond                | \$133,085.93               |                                |
| Carpenter's Shelter   | Alexandria              | \$117,134.93               | \$69,443.20                    |
| Center for Hope and New Beginnings                          | Suffolk                 | \$36,073.99                | \$16,130.32                    |
| Choices, Council on Domestic Violence for Page County       | Luray                   | \$19,817.63                | \$10,407.35                    |
| Clinch Valley Community Action                              | North Tazewell          | \$28,718.37                | \$14,517.97                    |
| Community Housing Partners                                  | Christiansburg          | \$33,860.91                | \$17,764.01                    |
| Community Lodgings, Inc.                                    | Alexandria              | \$46,831.59                | \$24,607.28                    |
| Community Touch, Inc.                                       | Bealeton                | \$42,449.22                | \$22,302.29                    |
| Crisis Assistance Response Emergency Shelter, Inc.          | Petersburg              | \$21,316.77                | \$11,178.64                    |
| Crossroads Shelter, Inc.                                    | Wytheville              | \$25,805.03                | \$13,537.60                    |
| Culpeper Community Development Corporation                  | Culpeper                | \$20,988.77                | \$10,998.94                    |
| Doorways  | Arlington               | \$103,820.19               | \$54,529.20                    |
| DOVES, Inc.   | Danville                |                            | \$6,484.48                     |
| Eastern Shore Coalition Against Domestic Violence           | Onancock                | \$14,842.53                | \$7,750.27                     |
| Ecumenical Family Shelter, Inc.                             | Norfolk                 | \$59,687.54                |                                |
| Family Crisis Support Services, Inc.                        | Norton                  | \$51,286.46                | \$26,847.84                    |
| Family Resource Center                                      | Wytheville              | \$31,099.23                | \$16,338.11                    |
| Fauquier Family Shelter Services, Inc.                      | Warrenton               | \$157,806.30               | \$79,862.09                    |

| Service Provider  | Location        | State Shelter Grant | Emergency Shelter Grant |
|---|-----------------|---------------------|-------------------------|
| First Step: A Response to Domestic Violence, Inc.         | Harrisonburg    | \$23,160.13         | \$9,394.74              |
| ForKids, Inc.   | Norfolk         | \$74,337.51         |                         |
| Franklin County Family Resource Center                    | Rocky Mount     | \$30,346.60         | \$15,814.69             |
| Freedom House   | Richmond        | \$73,247.58         |                         |
| Friend of Guest House, Inc.                               | Alexandria      | \$11,244.09         | \$5,910.22              |
| Genieve Shelter   | Suffolk         | \$23,885.40         | \$9,598.68              |
| Good Shepherd Alliance, Inc.                              | Sterling        | \$41,484.86         | \$20,222.70             |
| Good Sheppard Housing Foundation                          | Woodbridge      | \$18,381.35         |                         |
| Greater Orange Community Development Corp.                | Orange          | \$55,579.65         | \$29,114.25             |
| Hampton Ecumenical Lodgings and Provisions, Inc.          | Hampton         | \$78,861.55         | \$41,248.68             |
| Hampton-Newport News Community Services Board             | Newport News    | \$9,051.50          | \$4,758.98              |
| Hanover Safe Place (Hanover Domestic Violence Task Force) | Ashland         | \$11,817.64         | \$3,430.61              |
| The Haven Shelter and Services, Inc.                      | Warsaw          | \$15,855.13         | \$8,304.79              |
| The Healing Place   | Richmond        | \$170,229.99        |                         |
| Help and Emergency Response                               | Portsmouth      | \$43,682.83         | \$22,882.12             |
| Hilliard House  | Richmond        | \$33,732.27         |                         |
| HomeAgain (formerly Emergency Shelter, Inc.)              | Richmond        | \$167,903.89        |                         |
| Homestretch   | Falls Church    | \$298,458.79        |                         |
| Hope House of Scott County                                | Gate City       | \$14,441.31         | \$7,536.80              |
| Hostel of the Good Shepherd                               | Galax           | \$13,985.63         | \$7,304.39              |
| Judeo-Christian Outreach Center                           | Virginia Beach  | \$53,530.09         |                         |
| Laurel Shelter, Inc.                                      | Gloucester      | \$21,541.83         | \$11,326.97             |
| LINK of Hampton Roads, Inc.                               | Newport News    | \$50,132.00         | \$26,273.36             |
| Loudoun Citizens for Social Justice/LAWS                  | Leesburg        | \$12,986.86         | \$6,815.01              |
| Loudoun County Department of Family Services              | Leesburg        | \$33,905.56         | \$17,807.46             |
| Lynchburg Community Action Group, Inc.                    | Lynchburg       | \$31,773.85         | \$16,872.09             |
| Lynchburg Daily Bread                                     | Lynchburg       |                     | \$3,178.51              |
| Menchville House Ministries, Inc.                         | Newport News    | \$44,721.34         | \$23,403.90             |
| Mercy House, Inc.   | Harrisonburg    | \$58,953.09         | \$32,600.81             |
| Miriam's House, Inc.                                      | Lynchburg       | \$32,024.19         | \$16,769.97             |
| Monticello Area Community Action Agency                   | Charlottesville | \$14,583.05         | \$7,631.71              |
| Mother Seton House, Inc. T/A Seton Youth                  | Virginia Beach  | \$24,324.66         |                         |
| New Directions Center, Inc.                               | Staunton        | \$19,734.72         | \$10,382.60             |
| New Hope Housing, Inc.                                    | Alexandria      | \$215,086.44        |                         |

| <b>Service Provider</b>  | <b>Location</b> | <b>State Shelter Grant</b> | <b>Emergency Shelter Grant</b> |
|--|-----------------|----------------------------|--------------------------------|
| City of Newport News, DSS NEW  | Newport News    | \$51,538.69                |                                |
| New River Family Shelter   | Christiansburg  | \$27,812.08                | \$14,569.32                    |
| Northern Virginia Family Service   | Woodbridge      | \$45,847.59                |                                |
| Office of Human Affairs  | Newport News    |                            | \$11,919.42                    |
| Our House Families (Formerly Community Resource Network of Chesapeake, Inc.) | Chesapeake      | \$35,751.84                | \$19,953.81                    |
| People and Congregations Engaged in Ministry                                 | Charlottesville | \$25,769.35                | \$13,521.76                    |
| People Incorporated of Southwest Virginia                                    | Abingdon        | \$166,656.47               | \$87,254.56                    |
| Portsmouth Area Resources Coalition, Inc.                                    | Portsmouth      | \$79,398.51                | \$38,697.17                    |
| Portsmouth Christian Outreach Ministries                                     | Portsmouth      | \$26,256.73                |                                |
| Portsmouth Volunteers for the Homeless, Inc.                                 | Portsmouth      | \$34,899.78                | \$18,268.42                    |
| Prince William County Department of Social Services                          | Manassas        | \$14,072.97                |                                |
| Prince William County Office of Housing and Community Development            | Woodbridge      | \$40,584.30                |                                |
| Project Horizon, Inc.  | Lexington       | \$16,378.68                | \$8,573.24                     |
| Rappahannock Council on Domestic Violence                                    | Fredericksburg  | \$25,474.93                | \$16,716.22                    |
| Rappahannock Refuge, Inc./Hope House   | Fredericksburg  | \$30,026.51                | \$15,800.43                    |
| Region Ten Community Services Board  | Charlottesville | \$16,445.30                | \$8,647.70                     |
| Response, Inc.   | Woodstock       | \$33,616.03                | \$14,679.69                    |
| Reston Interfaith, Inc.  | Reston          | \$85,337.18                |                                |
| Roanoke Valley Interfaith Hospitality Network                                | Salem           | \$14,101.75                |                                |
| Safehome Systems, Inc.   | Covington       | \$16,192.36                | \$8,441.80                     |
| Salvation Army of Alexandria   | Alexandria      | \$12,034.33                | \$6,330.80                     |
| Salvation Army of Charlottesville  | Charlottesville | \$132,521.13               | \$54,436.61                    |
| Salvation Army of Harrisonburg   | Harrisonburg    | \$75,390.90                | \$39,503.76                    |
| Salvation Army of Lynchburg  | Lynchburg       | \$22,706.60                | \$11,936.91                    |
| Salvation Army of Norfolk (Tidewater Area Command)                           | Norfolk         | \$20,053.48                |                                |
| Salvation Army of Petersburg   | Petersburg      | \$33,968.61                | \$17,799.14                    |
| Salvation Army of Richmond   | Richmond        | \$59,527.38                |                                |
| Salvation Army of Roanoke  | Roanoke         | \$171,932.51               |                                |
| Salvation Army of Williamsburg   | Williamsburg    | \$54,818.51                | \$28,792.73                    |
| Salvation Army of Winchester   | Winchester      | \$64,676.84                | \$34,098.47                    |
| Salvation Army Peninsula Command   | Hampton         | \$31,766.62                |                                |

| <b>Service Provider</b>   | <b>Location</b>     | <b>State Shelter Grant</b> | <b>Emergency Shelter Grant</b> |
|---|---------------------|----------------------------|--------------------------------|
| Samaritan House, Inc.   | Virginia Beach      | \$144,272.26               |                                |
| Scenario, Inc   | St. Stephens Church | \$4,001.27                 | \$1,544.51                     |
| Serve, Inc.   | Manassas            | \$82,555.62                |                                |
| Services to Abused Families, Inc.   | Culpeper            | \$27,987.51                | \$15,241.35                    |
| Shelter for Abused Women  | Winchester          | \$18,278.56                | \$9,589.13                     |
| Shelter for Help in Emergency   | Charlottesville     | \$29,009.43                | \$15,193.14                    |
| Shelter House, Inc.   | Falls Church        | \$48,012.37                |                                |
| Shenandoah Alliance for Shelter   | Maurer Town         | \$11,877.22                | \$6,196.97                     |
| St. Joseph's Villa  | Richmond            | \$97,743.17                | \$54,742.61                    |
| Thurman Brisban Homeless Shelter, Inc.                                      | Fredericksburg      | \$89,577.87                | \$47,076.39                    |
| Transitional Housing Barn, Inc  | Bristow             | \$41,237.80                |                                |
| Transitions Family Violence Services  | Hampton             | \$58,879.82                | \$28,243.67                    |
| Trust - Roanoke Valley Trouble Center                                       | Roanoke             | \$28,787.72                |                                |
| Virginia Beach Community Development Corporation                            | Virginia Beach      | \$134,467.70               |                                |
| Volunteers of America Chesapeake, Inc. Arlington Residential Program Center | Arlington           | \$51,123.35                | \$26,908.63                    |
| Volunteers of America Chesapeake, Bailey's Crossroads Shelter               | Falls Church        | \$63,997.90                |                                |
| Volunteers of America Chesapeake, Hilda Barg Homeless Prevention Center     | Woodbridge          | \$34,083.70                |                                |
| Volunteers of America Chesapeake, Virginia Beach Lighthouse                 | Virginia Beach      | \$36,515.08                |                                |
| Warren County Council on Domestic Violence                                  | Front Royal         | \$42,790.36                | \$22,418.18                    |
| Women's Resource Center of the New River Valley                             | Radford             | \$59,766.90                | \$31,394.05                    |
| YWCA of Central Virginia  | Lynchburg           | \$51,137.92                | \$26,787.15                    |
| YWCA of Richmond  | Richmond            | \$43,383.24                |                                |
| YWCA of the Roanoke Valley  | Roanoke             | \$37,512.70                |                                |
| YWCA of South Hampton Roads   | Norfolk             | \$73,669.36                |                                |
| <b>TOTAL</b>  |                     | <b>\$6,066,823.37</b>      | <b>\$1,710,020.02</b>          |

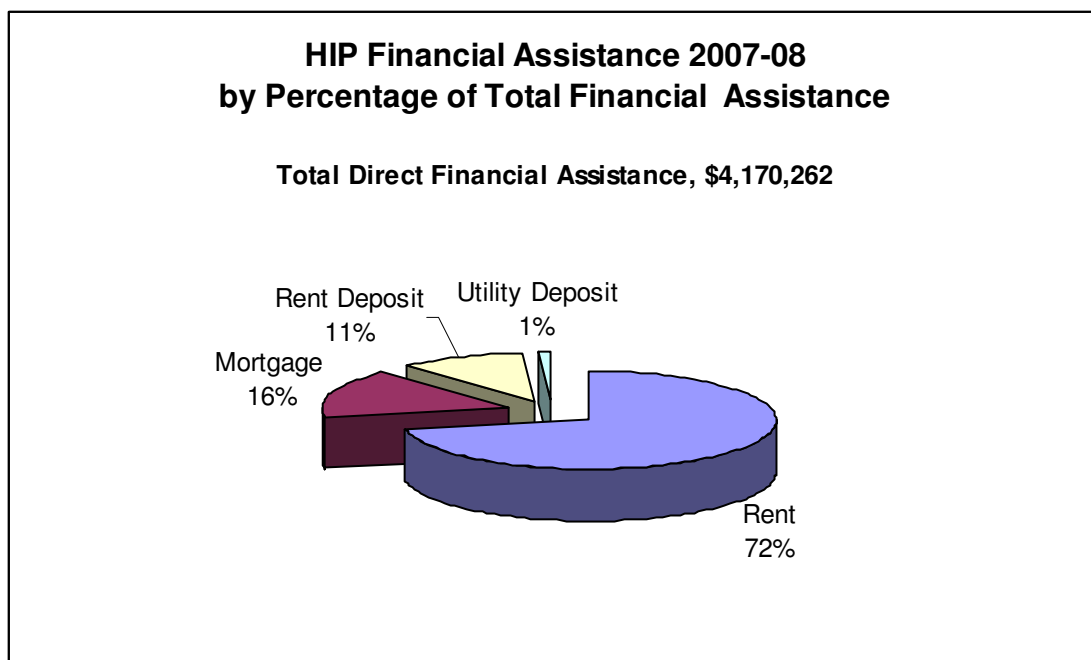
## ***Homeless Intervention Program (HIP)***

The purpose of the HIP program is to prevent homelessness through providing short-term rental or deposit assistance, housing counseling, and financial management skills to low income individuals and families who are experiencing a housing crisis.

Through this program, \$4.5 million in State general funds and an additional \$600,000 in TANF funds are distributed by DHCD to 26 grantees (local governments or non-profits) to ensure that HIP assistance and services are available to citizens in every jurisdiction in Virginia.

During the 2007-08 program year, the HIP program provided financial assistance to 1,827 households (4,805 individuals). Half of these individuals are children under the age of 18. Almost a third (29 percent) of the households served were TANF eligible households.

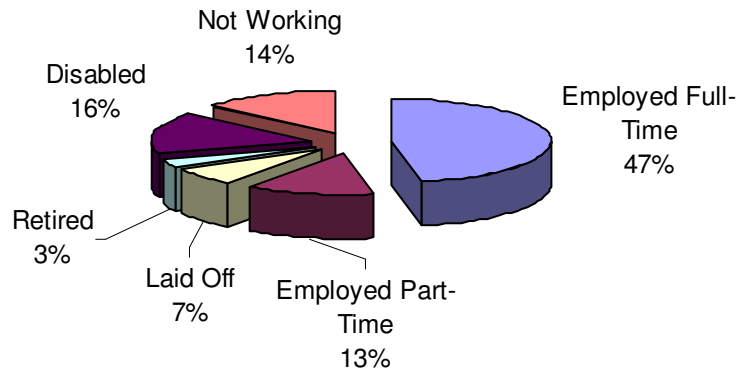
Most (72 percent) of the direct financial assistance was in the form of rent assistance to eligible households in crisis.



More than half (60 percent) of the households assisted had a head of household with an employment status of either full or part time. Forty-seven percent worked full-time, 16 percent were disabled, and another three percent were retired.

### HIP Households Served 2007-08 by Head of Household Work Status

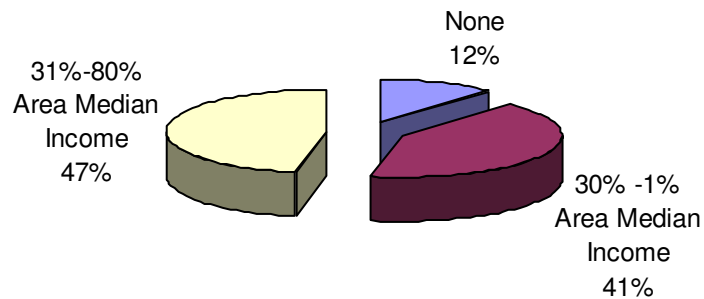
Total Households, 1,827



All households served had household incomes below at or below 80 percent area median income. More than half (53 percent) of households served had incomes at or below 30 percent area median income. Twelve percent or 225 households had no income.

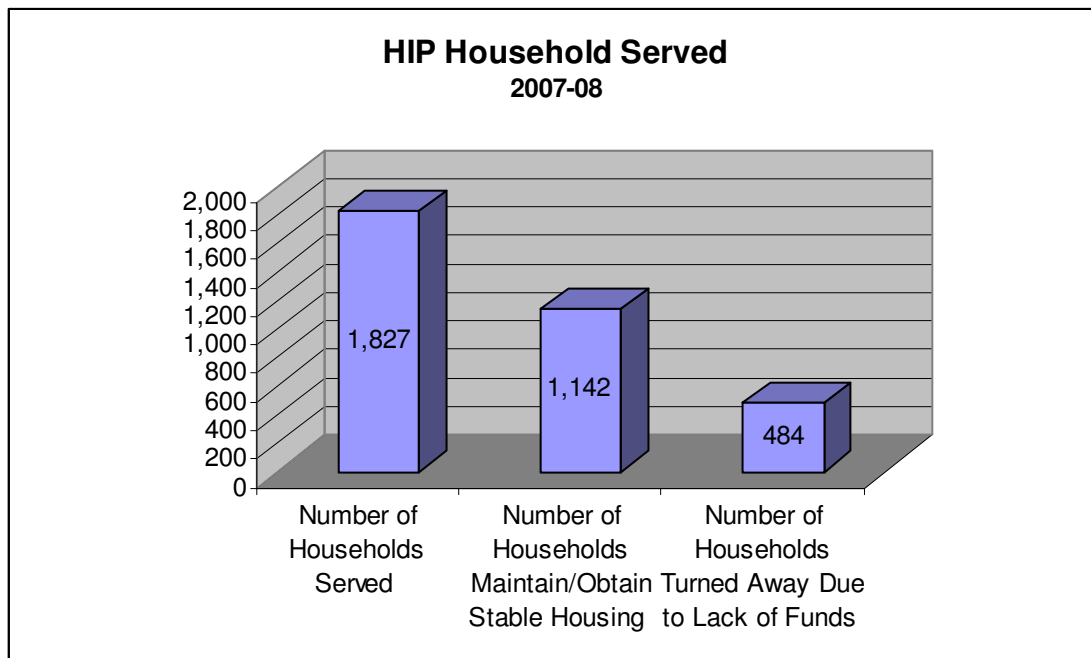
### HIP Households Served 2007-08 by Household Income

Total Households, 1,827



On average, households served received about \$2,283 in financial assistance and 62 percent assisted households received housing and financial counseling. Program results show that 63 percent of the households served exited the program able to maintain or obtained stable housing. Throughout the year, 484 households were denied services due to lack of funding. This represents a 39

percent increase in households turned away over the prior year in 2006-07 where 347 household were turned away.



| <b>Homeless Intervention Program<br/>2008-09</b>  |                 |                                      |
|---|-----------------|--------------------------------------|
| <b>Service Provider</b>                           | <b>Location</b> | <b>Homeless Intervention Program</b> |
| Alexandria, City of Department of Human Services  | Alexandria      | \$279,621.71                         |
| Commonwealth Catholic Charities                   | Richmond        | \$237,416.37                         |
| Culpeper Community Development Corporation        | Culpeper        | \$192,915.22                         |
| Eastern Shore of Virginia Housing Alliance        | Accomack        | \$119,301.23                         |
| First Step: A Response to Domestic Violence, Inc. | Harrisonburg    | \$131,797.77                         |
| Hampton Dept. of Human Services                   | Hampton         | \$191,188.25                         |
| HOPE, Inc.  | Wytheville      | \$181,705.90                         |
| HOPE Community Services, Inc.                     | Farmville       | \$137,203.47                         |
| Improvement Association                           | Emporia         | \$119,271.78                         |
| James City County OHCD                            | Williamsburg    | \$173,637.56                         |
| LINK of Hampton Roads, Inc.                       | Newport News    | \$125,121.16                         |
| Loudoun County Department of Family Services      | Leesburg        | \$231,201.87                         |
| Lynchburg Community Action Group, Inc.            | Lynchburg       | \$143,920.24                         |
| New River Community Action, Inc.                  | Radford         | \$175,194.05                         |
| Northern Virginia Family Service                  | Woodbridge      | \$408,811.24                         |
| People Incorporated of Southwest Virginia         | Abingdon        | \$185,862.15                         |

| Service Provider                        | Location        | Homeless Intervention Program |
|---|-----------------|-------------------------------|
| Quin Rivers Agency for Community Action | Quinton         | \$417,569.04                  |
| Salvation Army of Charlottesville       | Charlottesville | \$180,020.52                  |
| Salvation Army of Winchester            | Winchester      | \$141,869.61                  |
| STEP                                    | Rocky Mount     | \$132,259.15                  |
| Total Action Against Poverty            | Roanoke         | \$208,040.24                  |
| Tri-County Community Action Agency      | South Boston    | \$155,131.85                  |
| Virginia Beach Dept of Human Services   | Virginia Beach  | \$166,646.73                  |
| Waynesboro RHA                          | Waynesboro      | \$128,989.63                  |
| <b>TOTAL</b>                            |                 | <b>\$5,094,190.24</b>         |

### ***Housing Opportunities for Persons with AIDS (HOPWA)***

The 2007-08 HOPWA program was administered through 13 project sponsors across the state of Virginia. These project sponsors served a total of 281 individuals with HIV/AIDS who primarily received:

- Short-term rent, utility, and mortgage assistance (STRUM);
- Tenant-based rental assistance (TBRA); and
- Supportive services.

Emergency housing continues to present challenges for persons living with HIV or AIDS. Compared to suburban and urban counterparts, homeless shelters are not as readily accessible in rural areas, and those programs available are frequently open only to targeted homeless populations, such as victims of domestic violence or those with a physical or mental disability. In addition, consumers may not be able to satisfy programming requirements for employment and/or job training.

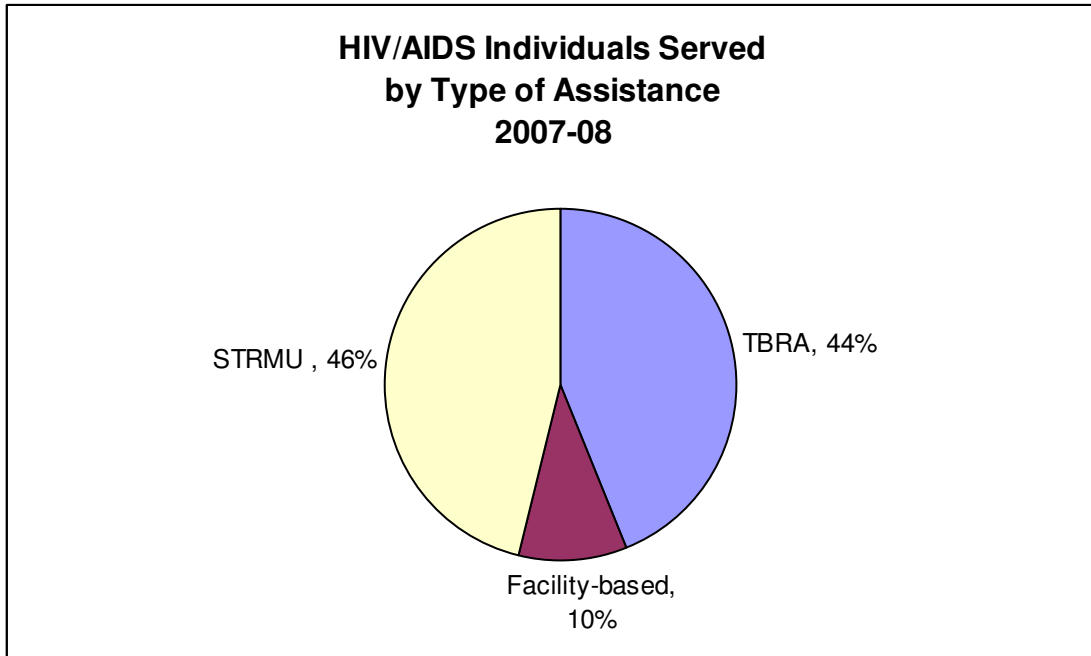


| 2007-08 HOPWA Project Sponsors                           |   |                           |
|--|---|---------------------------|
| Subgrantee (Project Sponsor)                             | Service Area(s)   | 2007-08 HOPWA Allocation* |
| Accomack-Northampton Housing & Redevelopment Corporation | Counties of Accomack and Northampton  | \$20,068.43               |
| Blue Ridge AIDS Support Services, Inc. (BRASS)           | Counties of Lee, Scott, Wise, Buchanan, Dickenson, Russell, Tazewell, Washington, Grayson, Smyth, Wythe, Bland and Carroll and Cities of Bristol, Norton, and Galax. Counties of Appomattox, Amherst, Bedford and Campbell and Cities of Lynchburg and Bedford. Counties of Roanoke, Botetourt, Craig, Alleghany, Montgomery, Pulaski, Giles and Floyd and Cities of Roanoke, Salem, Clifton Forge, Covington and Radford. Counties of Henry, Patrick and Franklin and City of Martinsville | \$164,242.48              |
| Appalachian AIDS Coalition, Inc.                         | Counties of Lee, Scott, Wise, Buchanan, Dickenson, Russell, Tazewell, Washington, Grayson, Smyth, Wythe, Bland and Carroll and Cities of Bristol, Norton, and Galax   | \$80,869.65               |
| Lynchburg Community Action Group, inc.                   | Counties of Appomattox, Amherst, Bedford and Campbell and Cities of Lynchburg and Bedford   | \$80,438.38               |
| West Piedmont AIDS Task Force                            | Counties of Henry, Patrick and Franklin and City of Martinsville  | \$29,532.94               |
| AIDS Response Effort, Inc.                               | Counties of Shenandoah, Page and Frederick and City of Winchester   | \$60,432.50               |
| AIDS/HIV Services Group                                  | Counties of Albemarle, Greene, Louisa, Nelson and Fluvanna and the City of Charlottesville  | \$134,620.62              |
| Fredericksburg Area HIV/AIDS Support Services            | Counties of Stafford, Spotsylvania, Caroline, King George, Madison, Fauquier, Orange, Rappahannock, and Culpeper and the Cities of Fredericksburg and Culpeper  | \$42,768.68               |
| Valley AIDS Network                                      | Counties of Rockingham, Bath, Rockbridge, Augusta, Highland, Page and Shenandoah and the Cities of Buena Vista, Lexington, Staunton, Waynesboro, and Harrisonburg   | \$55,892.64               |
| Piedmont Community Services                              | Counties of Henry, Patrick and Franklin and City of Martinsville  | \$17,961.32               |
| Project Faith  | King George   | \$64,278.28               |
| Pittsylvania Community Action Inc.                       | Pittsylvania, Danville  | \$84,352.23               |
| Scenario, Inc.   | Counties of Essex, Middlesex, Lancaster, Richmond, Northumberland and Westmoreland  | \$6,795.57                |
| DHCD Administrative Costs                                | NA  | \$18,450.00               |

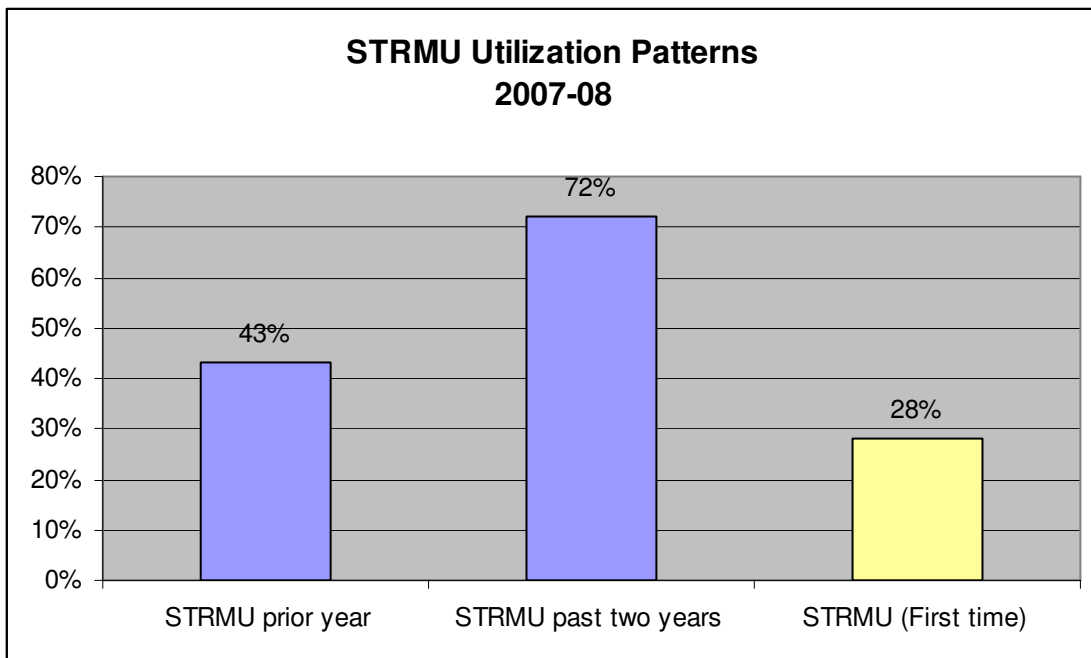
*\*Total amount allocated is greater than the 2007-08 allocation due to some funds being carried over from prior year allocation.*

Ten percent of those individuals receiving housing assistance through the state HOPWA program received facility-based assistance. The remaining clients were

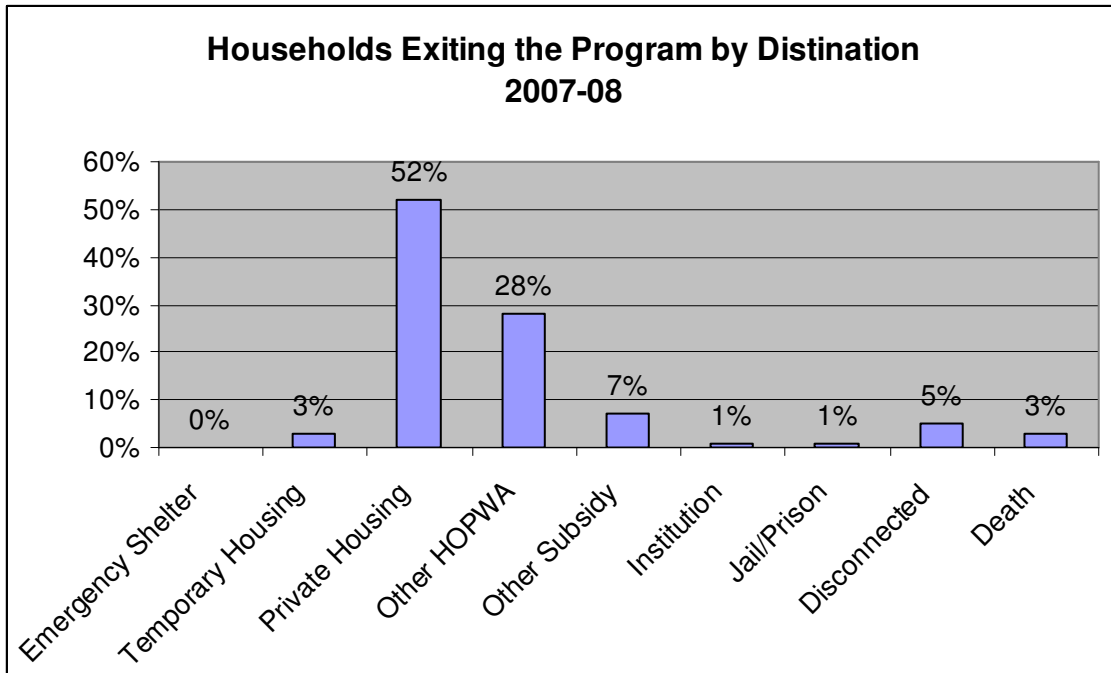
assisted with tenant-based rental assistance (TBRA) (44 percent) or with short-term rent, mortgage, and utility assistance (STRMU) (46 percent).



Ten percent or 13 STRMU assisted households received assistance with their mortgages. Forty-three percent of households assisted had received STRMU assistance in the prior year and 72 percent had received STRMU at some point within the past two years.



A total of 164 household exited the state HOPWA program during the program year. Almost all (94 percent) of the households exited the program to stable housing.



## **Conclusion**

During the 2007-08 program year DHCD administered \$15.5 million for homeless services through grants and allocations to non-profits and units of local government across the state of Virginia. This included \$8.2 million in state general funds that leverage an additional \$7,244,356 in federal funds to address the critical needs of homelessness in the Commonwealth.

Funds were fully utilized in the administration and leveraging of the state's core homeless service programs:

- Child Care for Homeless Children Program (CCHCP)
- Child Services Coordinator Grant (CSCG)
- Emergency Shelter Grant (ESG)
- State Shelter Grant (SSG)
- Homeless Intervention Program (HIP)
- Housing Opportunities for Person with AIDS (HOPWA)

While needs are critical and continue to be significant, the Department continues to make progress toward on program efficiency and effectiveness.