

# Health Care Workforce Annual Report

July 1, 2008 to June 30, 2009

## Table of Contents

<b>Legislative Mandate .....</b>	<b>3</b>
<b>The Office of Minority Health and Public Health Policy .....</b>	<b>3</b>
<b>Commissioner’s Healthcare Workforce Advisory Committee .....</b>	<b>4</b>
<b>Virginia’s Recruitment and Retention Collaborative Team .....</b>	<b>5</b>
<b>Healthcare Workforce Recruitment and Retention .....</b>	<b>6</b>
<b>Healthcare Workforce Video .....</b>	<b>7</b>
<b>Healthcare Workforce Incentive Programs .....</b>	<b>7</b>
Virginia’s Loan Repayment Program .....	7
J1 Visa Waiver Program (Conrad 30 Waiver Program).....	8
Nursing Scholarships.....	9
<b>Designating Shortage and Medically Underserved Areas and Populations .....</b>	<b>10</b>
Designation of Medically Underserved Areas and Populations (MUA/MUP).....	16
Designation of Census Tracts with over 20 Percent below Federal Poverty Level (FPL) .....	17
<b>Virginia’s State Rural Health Plan .....</b>	<b>18</b>
<b>Future Activities .....</b>	<b>18</b>

# Overview

## Legislative Mandate

Section 32.1-122.22 of the *Code of Virginia* requires that the State Health Commissioner submit an annual report to the Governor and to the General Assembly regarding the activities of the Virginia Department of Health (VDH) in recruiting and retaining health care providers for underserved populations and areas throughout the Commonwealth. The annual report is required to include information on:

1. The activities and accomplishments during the reporting period.
2. Planned activities for the coming year.
3. The number and type of providers who have been recruited by VDH to practice in medically underserved areas (MUAs) and health professional shortage areas (HPSAs).
4. The retention rate of providers practicing in these areas.
5. The utilization of the scholarship and loan repayment programs authorized in Article 6 (§32.1-122.5 et seq.), as well as other programs or activities authorized in the Appropriation Act for provider recruitment and retention.

The State Health Commissioner delegated the responsibility of preparing the report to the Office of Minority Health and Public Health Policy (OMHPHP).

## The Office of Minority Health and Public Health Policy

The mission of the OMHPHP is to identify health inequities, assess their root causes, and address them by promoting social justice, influencing policy, establishing partnerships, providing resources and educating the public. Central to this mission is the recognition that inequities in health stem from social inequities that lead to unequal access and exposure to social determinants of health (e.g. income, economic opportunity, quality education, quality and affordable housing, healthy living environments, favorable working conditions, access to health care and providers, social support and social capital, and transportation). These and other social determinants of health (SDOH) influence behaviors, chronic stress, and exposure to environmental risks; and they affect health throughout the life span and across generations. SDOH have been termed fundamental causes of disease because their distribution is strongly associated with the distribution of the major causes of morbidity and mortality with differing risk factors and biological processes (e.g. heart disease, cancer, unintentional injuries, HIV/AIDS, asthma).

Fulfilling the Office’s mission requires addressing the SDOH in partnership with disadvantaged and underserved communities, health professionals, advocacy groups, policy makers, and others to:

- Develop the health care workforce, including the management of scholarship and loan repayment programs and other initiatives aimed at the recruitment and retention of health care providers;
- Target the social and economic policies, practices, and conditions that create disproportionate barriers to health among low income, racial and ethnic minority, and rural populations; and
- Assist socially disadvantaged and medically underserved communities and populations with the development of resources, establishment of partnerships and identification of programs.

## **Commissioner’s Healthcare Workforce Advisory Committee**

The Office of Minority and Public Health Policy serves as staff to the Commissioner's Health Workforce Advisory Committee (HWAC). This committee advises the Commissioner on all aspects of the department's health workforce duties and responsibilities. The HWAC includes, but is not limited to, representatives from the following organizations and groups:

1. Each of the Commonwealth's academic health centers
2. The Statewide Area Health Education Center (AHEC) Program
3. The Virginia Primary Care Association
4. The Virginia Health Care Foundation
5. The Virginia Association of Free Clinics
6. The Virginia Association of Nurse Executives
7. Health care providers
8. Health professions residents and students
9. Other organizations as deemed appropriate by the Commissioner

The HWAC has traditionally convened annually at the Virginia Department of Health to receive an update about VDH recruitment and retention programs and efforts. During FY09, the OMHPHP staff engaged the members of the HWAC in a strategic planning work session, defining recruitment and retention-related challenges, engaging in energized dialogue about

potential solutions and recommending policy to the Commissioner on the recruitment and retention of healthcare providers in the Commonwealth.

### ***Healthcare Workforce Challenges***

*Challenge Area 1: The future of recruitment and retention in the Commonwealth – Lack of coordination and under-resourced – Unable to meet the needs of the smaller non-profits in rural and other underserved areas*

*Challenge Area 2: The health professions pipeline infrastructure – Lack of coordination – Many Gaps*

*Challenge Area 3: The future of incentive programs – Lack of funds and tenuous availability of a match for the state loan repayment program*

*Challenge Area 4: State Rural Health Plan Workforce Council Recommendations - EMS Workforce Recruitment, Retention and Training Issues in Rural Areas*

As a result of the increased engagement of HWAC members and having an improved ability to strategize policy recommendations, the HWAC decided to have periodic meetings throughout the year: winter (January), mid-year (June/July) and fall (September/October). At the mid-year meeting, the HWAC focused on the health professions pipeline infrastructure and worked on developing a vision for the healthcare workforce pipeline in Virginia.

The fall Strategic planning session will continue to develop the vision for the workforce pipeline in Virginia.

## **Virginia's Recruitment and Retention Collaborative Team**

The Virginia Collaborative Team is a group of representatives from each of the medical schools, Southwest Virginia Graduate Medical Education Consortium, Statewide Area Health Education Centers, Virginia Rural Health Association, Virginia Rural Health Resource Center, Virginia Community Healthcare Association, VDH and the Virginia Health Care Foundation. This team is co-lead by the VDH and the Virginia Community Healthcare Association (Virginia's Primary Care Association) and has as its mission, *"to establish and enhance collaborative efforts in partnership with stakeholders to deliver improvements in recruitment processes and retention systems for healthcare providers with an emphasis on medically underserved areas in Virginia."*

The team meets every other month via conference call and has mid-year and annual face-to-face meetings to discuss overall recruitment efforts.

The Collaborative Team sponsored its first "Choose Virginia" conference and recruitment fair for over 120 health profession students representing the state's medical, nursing and physician assistant professions. The goal of the conference was to encourage students to "Choose Virginia!" as a place to practice and to serve Virginia's underserved. The conference included hands-on clinical workshops and a recruitment fair. Anecdotally, recruiter and student comments were positive.

Based on informal feedback, the collaborative team has decided to sponsor the event annually.

## Healthcare Workforce Recruitment and Retention

The office manages a free, online recruitment website, Primary Practice Opportunities of Virginia (ppova.org), to promote Virginia as a choice to live and work and to promote the services, programs and opportunities offered by all members of the Virginia Recruitment and Retention Collaborative Team. The website includes a calendar of events, information about the various incentive programs, Virginia's residency programs and detailed information about the various communities in Virginia.



PPOVA had **57,247** visits during the fiscal year, averaging **5,256** visits a day.

A feature of PPOVA is its email newsletter, *PPOVA Updates*, which has **165 individual subscribers**, which consist of professional students, residents, residency programs and other interested organization representatives. Monthly articles include relevant and timely information about recruitment and incentive opportunities and services, program stories, as well as events and conferences.

In November 2008, Virginia began using 3RNet.org to facilitate job placements and the recruitment of health care providers. Consequently, all primary care employers in Virginia can now post their vacant positions on 3RNet free of charge. Employers who post vacant opportunities have access to a large national candidate database from which to recruit.

Virginia has a state profile available on the site which is featured at least once a year on the 3RNet homepage.

3RNet advertises and markets for each of its state members in the national arena.

During the fiscal year,

- 74 positions were posted on 3RNet, which were viewed 9,534 times
- 421 candidates registered, indicating an interest in Virginia

## **Healthcare Workforce Video**

To help enhance recruitment efforts, Virginia produced a healthcare workforce video, "Choose Virginia: A Great Place to Live and Work!" to promote its incentive programs. The video emphasizes the various incentive programs administered by OMHPHP and features program ambassadors who are current recipients. It also highlights and details the benefits of working in a medically underserved area in Virginia. The video is available on the OMHPHP website ([www.vdh.state.va.us/healthpolicy/primarycare/incentives/index.htm](http://www.vdh.state.va.us/healthpolicy/primarycare/incentives/index.htm)) and the Virginia Government YouTube Channel ([www.youtube.com/watch?v=-7ivKa0dS8A](http://www.youtube.com/watch?v=-7ivKa0dS8A)).

## **Healthcare Workforce Incentive Programs**

OMHPHP administers several incentive programs to attract primary health professionals to Virginia's underserved areas. These programs not only assist with paying down outstanding medical education debt but also afford individuals an opportunity to become part of a community and provide care to deserving populations.

### **Virginia's Loan Repayment Program**

The Virginia Loan Repayment Programs repay outstanding medical education debt in exchange for medical service in a medically underserved area. The purpose of the Loan Repayment Programs is to increase access to primary care services in Virginia's underserved areas. The Virginia Physician Loan Repayment Program is for primary care physicians and general psychiatrists only, while the State Loan Repayment Program is open to a broader spectrum of primary care practitioners to include primary care nurse practitioners, physician assistants, and general dentists. During this fiscal year, OMHPHP's request to include dental hygienists as eligible practitioners was approved by Health Resources and Services Administration.

While these programs have proven to be beneficial in recipients providing care across the Commonwealth, state budget cuts from the past two years have made it challenging to sustain the impact of these programs. To date, no loan repayment recipient is in default of fulfilling their service obligation. Also, a retention study conducted in 2007 suggested that the Virginia Loan Repayment programs have been very successful in improving both the short-term and long-term supply of physicians in underserved areas. The study showed that the majority of physicians on the SLRP/VLRP who had completed their obligation (29 recipients out of 38 recipients), had remained in Virginia. Of the 29 physician loan repayment recipients who remained in Virginia,

14% were in the same underserved areas in which they served their obligations and another 62% were in an underserved area.

### Number of Loan Repayment Awards



*I wanted to thank you both for your tremendous assistance with my Virginia State Loan Repayment application. Imagine my relief and deep sense of gratitude when I received my award letter and check. I truly appreciate this assistance in paying down my medical student loans, which have represented a significant burden.*

*Thank you again for your patience and professionalism in guiding me through this process. I look forward to living up to my service obligation by continuing to provide primary care services to Virginia's medically underserved population.*

*- Susan Jervey Waller, M.D.*

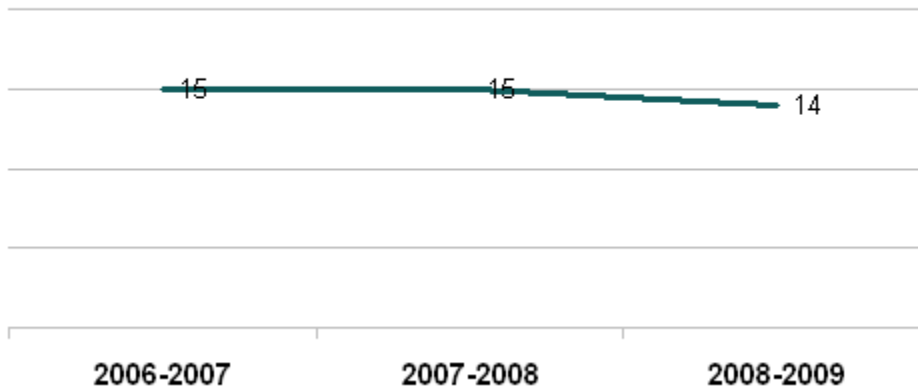
### J1 Visa Waiver Program (Conrad 30 Waiver Program)

Virginia participates in the federal J-1 Visa Waiver Program in an effort to improve access to health care for residents of underserved areas. The J-1 Visa Waiver Program permits interested government agencies to request that the United States Department of State recommend that the



Immigration and Naturalization Service waive the foreign residency requirement in exchange for an agreement that an International Medical Graduate who completes medical training in the United States will practice primary or specialty medicine for at least three years in a federally designated health professional shortage area or a medically underserved area. Participating states have thirty slots to fill, to include 10 non-designated slots. While this is a federal program that runs from Oct. 1 to Sept. 30th, Virginia filled 14 slots during the state fiscal year (July 1 to June 30).

## Number of J1 Visa Waiver Recipients



*“I have always been abreast of the Conrad 30 waiver program. Once I found a good opportunity in Virginia, I searched the website and contacted you directly to find out more about the program. I remember having a quick response to my questions and that the website search engine took me directly to the correct page. I could never imagine that the process would have been so simple and expeditious. Thank you for the excellent job and I look forward to starting my new job soon.”*

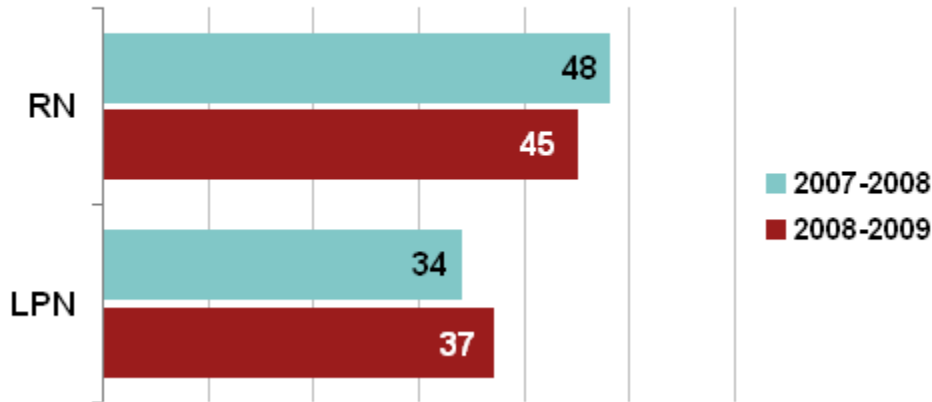
*- Daniel Fortes, M.D. - J-1 Physician*

## Nursing Scholarships

Virginia Nursing Scholarships are provided to decrease expenses of nursing education. There are four scholarship opportunities available for nursing students accepted or enrolled in programs: Mary Marshall Nursing Scholarships for LPNs and RNs, Virginia Nurse Practitioner/Nurse

Midwife Scholarships and the Virginia Nurse Educator Scholarships. Funding for these programs is likely to be limited by state budget cuts related to the current economic downturn.

### Nursing Scholarship Recipients



For further details and application information about any of the incentive programs, please visit: <http://www.vdh.virginia.gov/healthpolicy/primarycare/incentives/>.

## Designating Shortage and Medically Underserved Areas and Populations

Health Professional Shortage Areas have been established for Primary Care, Dental Care and Mental Health Care. A general overview of some of the criteria for HPSA designation is provided in Table 1.

Table 1: Requirements for Geographic and Population HPSA (Primary Care, Dental and Mental Health)

	Primary Care	Dental	Mental Health
Population: Provider Ratio Geographic (a shortage for the total population within a defined service area)	3,500:1	5,000:1	30,000:1 (Psychiatrist)
Population: Provider Ratio Sub-Population or High Needs (an underserved population in a geographic area such as low-income or migrant farm workers)	3,000:1	4,000:1	20,000:1
Travel Time	30 minutes	40 minutes	40 minutes

In addition to geographic and population HPSAs, there are also facility designations for entities such as Community Health Centers, Rural Health Clinics, federal and state correctional facilities and mental health facilities.

As the PCO for Virginia, OMHPHP is federally mandated to oversee the designation process. To this end, the OMHPHP maintains primary care physician, general dentist and psychiatrist databases and monitors the demographics and health statistics of health care service areas to identify potential HPSA sites. All existing designations are currently reviewed on a three-year cycle to assure continuity and effectiveness of incentive programs. The OMHPHP uses both small area analysis techniques and Geographic Information Systems (GIS) to optimize the HPSA designation process and to provide the highest degree of accuracy possible. Phone surveys of all providers within a service area (and within contiguous areas) are required for every HPSA designation and the OMHPHP has incorporated these surveys into its ongoing responsibilities.

Because all HPSA designations must be reviewed on a regular basis, areas that may have earlier qualified as a HPSA may no longer qualify at a later date, usually because the designation has attracted practitioners to serve the area. These are “success stories” that, nevertheless, often present difficulties for both providers and communities because these areas lose their eligibility for special programs, grants and enhanced provider reimbursements.

In the coming year, a high proportion of the primary care, dental and mental designations will be up for renewal. We have assembled all of the required provider information and will be scanning the entire Commonwealth for renewals and new designations in primary care, dental and mental health.

**Primary Care HPSAs** are designed to indicate shortages of primary medical care providers defined as family practice, general internal medicine, pediatrics, obstetrics and gynecology, and general practice. Geographic HPSAs, the most common primary care shortage designation, must meet the following criteria:

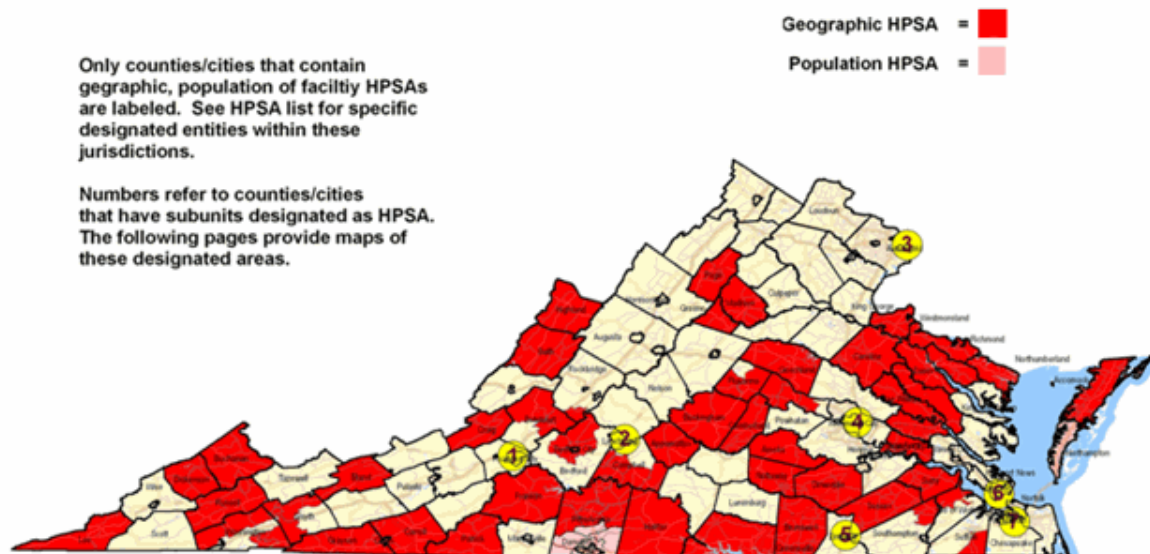
- Have a population to primary care provider ratio greater than 3,500:1 or greater than 3,000:1 if the population has high needs. A high needs area is determined by one of the following: high poverty rates (more than 20 percent below poverty), high birth rates (more than 100 births per 1,000 women) or high infant mortality rates (more than 20 infant deaths per 1,000 live births).
- Demonstrate that the primary medical care professionals in contiguous areas are overutilized, with a primary care provider ratio greater than 2000:1, or that these areas are currently designated as primary care HPSAs. If the contiguous areas are not overutilized or designated, it must be demonstrated that barriers to accessing the services

of primary medical care professionals in these areas exist due to excessive distance (greater than 30 minutes travel time) or other factors.

Virginia currently has 102 primary care HPSA designations in 78 counties and cities throughout the Commonwealth. There are 47 geographic primary care designations and 3 population-based primary care designations. There are also 52 health care facilities with HPSA designations, of which 24 are community health centers, five are rural health clinics and 23 are correctional centers.

**There are currently 297 primary care physicians practicing within designated HPSAs and it is estimated that it would require an additional 103 primary care physicians who agree to serve the medically needy in these institutions and areas to eliminate the primary care shortages that are currently being experienced within the Commonwealth's primary care HPSAs. This suggests that it would require a 35 percent increase in providers to eliminate all of the designations.** It is noteworthy that even as the number of designations has increased over the past five years, the absolute number of new physicians required to eliminate all of Virginia's primary care HPSA has gone from a high of approximately 200 to the current 105.

Figure 1: Virginia Primary Care Health Professional Shortage Areas (HPSA)



It should be noted that the provider numbers associated with the Primary Care HPSA designation process do not necessarily equate with the current provider supply needs of the Commonwealth. These data reflect, among other factors, the state of the provider supply from the date of the application for the HPSA designation, which can be three or more years old; they do not reflect areas that may be marginally eligible for designation but do not conform to the strict thresholds of the designation process; and they do not reflect areas that have not been designated but are presently under review. In addition, because

designations can be configured from sub-jurisdictional units such as census tracts (as long as they meet certain rational service area criteria) the configuration may be overlooked until extensive small area analysis is performed. Because the statewide primary care health provider data (from the Board of Medicine) often significantly over estimate the supply of primary care physicians in an area, many areas can also be thought to be sufficiently supplied with providers until extensive phone surveys are completed.

**Dental HPSAs** are designed to indicate shortages of general dental care and take into account the number of full time equivalent (FTE) of dentists, which are, in turn, weighted by the age of the individual dentist and the number (FTE) of dental hygienists and assistants associated with each dentist. Geographic dental HPSAs, the most frequent shortage designation, must meet the following criteria:

- Have a population to general dental provider weighted ratio greater than 5,000:1 or greater than 4,000:1 with high needs. A high needs area is determined by high poverty rates (more than 20 percent below poverty) or by low fluoridation rates (more than 50 percent of the population has no fluoridated water).
- Demonstrate that the dental care professionals in contiguous areas are overutilized with a population to dentist ratio greater than 3,000:1 or these areas must be currently designated as dental HPSAs. If the contiguous areas are not over-utilized or designated, it must be demonstrated that barriers to accessing the services of dental professionals in these areas exist due to excessive distance (greater than 40 minutes travel time) or other factors.

Virginia has 76 separate dental HPSA designations in 60 jurisdictions. The designations include 34 geographic designations in 40 jurisdictions and six low-income designations in seven jurisdictions as well as 36 facility designations. Of the 36 facility designations, 24 are community health centers and 12 are correctional facilities (see Appendix C).

**There are currently 157 dentists practicing within the designated HPSAs and it is estimated that it would require an additional 123 dentists who agree to serve the medically needy in these institutions and areas to eliminate the dental shortages that are currently being experienced within the Commonwealth's dental HPSAs. This suggests that it would require a 78 percent increase in providers to eliminate all of the dental HPSA designations.**

Figure 2: Virginia Dental Health Professional Shortage Areas



- For a geographic designation with unusually high needs (generally with 20 percent or more of the population in the service area with incomes below Federal Poverty Level), the ratio must be at least 20,000:1 for psychiatrists, 6,000:1 for core mental health providers including psychiatrists, or a combination of 4,500:1 for core mental health providers and 15,000:1 for psychiatrists.

For a low income population (generally the percentage of individuals below 200 percent Federal Poverty Level) mental HPSA the following criteria must be met

- Have a low income population ratio greater than 20,000:1 for psychiatrists, 6,000:1 for core mental health providers including psychiatrists, or a combination of 4,500:1 for core mental health providers and 15,000:1 for psychiatrists.

Virginia has 64 separate Mental Health HPSA designations, including geographic, low-income and facility in 84 jurisdictions. Of this number, there are 24 community health centers and 25 correctional centers designated as facilities and 14 whole or partial mental health catchment areas of Virginia's Community Service Boards (CSB). The CSB designations represent 71 jurisdictions. Fifty-nine counties and 10 cities are designated in their entirety as geographic mental health HPSAs, along with one partial city, Chesapeake City. Richmond City has a homeless population mental health designation to meet the challenges of this specific population (see Appendix D).

**There are currently 53 psychiatrists practicing within a designated Mental HPSA and it is estimated that it would require an additional 17 psychiatrists who agree to serve the medically needy in these institutions and areas to eliminate the mental health shortages that are currently being experienced within the Commonwealth's mental HPSA. This suggests that it would require a 32 percent increase in psychiatrists to eliminate all mental health shortages designations in the currently designated areas.**

Figure 3: Virginia Mental Health Professional Shortage Areas





4. Current number of full-time-equivalent (FTE) primary care physicians providing patient care in the service area.

Virginia has MUA/MUP designations in 104 jurisdictions (22 cities and 82 counties). As can be seen from Appendix E, the designation dates for MUA/MUP often go back to 1978.

Because these designations have enabled certain localities to maintain their applicability for many federal programs, including the Community Health Center Program and the J-1 Visa Waiver Program among others, it has been difficult to de-designate areas. In fact, even when the designations have been updated, HRSA has been reluctant to eliminate the earlier designations. Maintaining these designations has been perceived as support for existing programs in areas of continuing vulnerability. Unfortunately within rapidly developing areas of the Commonwealth, this has often lead to significantly inappropriate designations.

The MUA/MUP designation process is currently being used in Virginia to target sub-jurisdictional areas (e.g., census tracts, minor civil divisions) for designation. Previously, these areas have often been overlooked because sub-jurisdictional data was not available previously.

### **Designation of Census Tracts with over 20 Percent below Federal Poverty Level (FPL)**

Of the four components of the IMU score, poverty levels provide a convenient sentinel measure indicating areas potentially qualifying for designation. The OMHPHP has established baselines, therefore, as suggested in the FY2007 annual report to target high poverty areas for designation. The OMHPHP has once again reviewed for HPSA and MUA/MUP designation all of Virginia's 206 Census Tracts (2000 Census) with over 20 percent of their population below FPL. This effort has resulted in the following designations:

- There are 110 (53.4 percent) unique HPSA CTs designated or pending with over 20 percent of their population below FPL (three new applications).
- There are 149 (72.3 percent) unique MUA CTs designated or pending with over 20 percent of their population below FPL (27 new applications).
- Therefore, there are 179 (86.9 percent) unique HPSAs and MUAs designated and pending CTs with over 20 percent of their population below FPL.

Such targeting has had an immediate impact on locating areas with both high need and the appropriate scores to qualify for federal funding for Community Health Center development. In addition, because of the potential to target areas in need of designation through "small area analysis," more effective policy decisions regarding the location of clinics and targeting of public health interventions has been developed.

## Virginia's State Rural Health Plan

Finalized in December 2008, the Virginia State Rural Health Plan (VA-SRHP) is a 3-5 year strategic plan designed to strengthen the healthcare infrastructure in rural areas. The plan, which is led by the Virginia State Office of Rural Health and the Virginia Rural Health Association, is a collaborative effort of over 50 prominent partners who are dedicated to rural Virginia. Implementation of the recommendations from the VA-SRHP comes from the active engagement of stakeholders who either partake in the “Adopt A Rural Health Plan Recommendation” campaign and/or serve on the four VA-SRHP Councils:

**Access Council.** Examining rural health care access issues related to primary care, specialty care, emergency medical services, and mental and dental health care to make recommendations for improving health care access.

**Quality Council.** Examining rural health care quality issues to make recommendations for quality improvement efforts and activities.

**Data and Rural Definitions Council.** Examining available rural health data and identifying data gaps to make recommendations for future data collection efforts and activities.


**Workforce Council.** Examining available resources and issues to make recommendations for improving the healthcare workforce in rural Virginia.

For updates on progress, visit <http://www.va-srhp.org/index.htm>.

## Future Activities

Future workforce-related activities will continue to have a focus on attracting, recruiting and then retaining primary care practitioners in Virginia. OMHPHP will continue to work with all of its stakeholders to research, develop and implement innovative workforce strategies that will strengthen the workforce pipeline from awareness to the placement of skilled and compassionate providers. From all of its work with various stakeholders, OMHPHP has concluded that the approach to strengthening Virginia's workforce will include:

- The development of a coordinated and integrated workforce pipeline program;
- Teamworking and leveraging resources to make the best use of the range of skills and knowledge the various stakeholders possess; and



- Strengthening the quality of education and experiential training of health professionals. Strategies for workforce activities by OMHPHP include:
  1. Implementing and promoting a "Choose Virginia" campaign that will excite and attract graduating Virginians to stay in Virginia to practice;
  2. Increase and enhance promotion of all incentive programs to yield maximum placement results;
  3. Solicit financial partnerships within the communities to continue financial incentive programs that place providers in health professional shortage areas; and
  4. Partner with Virginia's academic institutions to develop innovative cross-disciplinary training programs.

# Appendices

## Appendix A: Selected Federal Programs That Use HPSA and MUA/MUP Designations

Agency/Program Name	Designation Required
<b>HRSA/Div of National Health Service Corps</b>	
Scholarship Program	HPSA
Federal Loan Repayment Program	HPSA
State Loan Repayment Program	HPSA
Grants to States for Community Scholarships	HPSA
<b>HRSA/BPHC/Div of Community and Migrant Health</b>	
Section 330 Health Center Grants	MUA or MUP
FQHC Look-Alike Certification	MUA or MUP
<b>Center for Medicare and Medicaid Services [CMS - formerly HCFA]</b>	
Medicare Incentive Payment Program	Geographic HPSA
Rural Health Clinics Eligible Area	Geo or Pop Group HPSA, MUA
<b>Appalachian Regional Commission</b>	
J-1 Visa Waivers	Geographic or Pop Group HPSA
<b>Conrad "State-30" Program (42 states)</b>	
J-1 Visa Waivers	HPSA, MUA, or MUP (at option of the state)
<b>State Health Departments</b>	
National Interest Visa Waiver	HPSA or MUA/MUP
<b>HRSA/BHPr Title VII &amp; VIII Grants</b>	(Scoring preference if in HPSA or participants from HPSAs)
Residency and Graduate Training in Family Medicine	
Faculty Development in Family Medicine	
Pre-Doctoral Training in Family Medicine	
Faculty Development in General Internal Medicine and/or General Practice	
Faculty Training Projects in Geriatric Medicine and Dentistry	
Residency Training in General Internal Medicine and/or Family Medicine	
Residency Training and Advanced Education in General Practice of Dentistry	
Preventive Medicine and Dental Public	
Health Physician Assistant Training Program	
Podiatric Primary Care Residency Program	
Allied Health Project Grants	
Area Health Education Centers	
Area Health Education Centers - Model Programs	
Health Education and Training Programs	
Interdisciplinary Training for Health Care in Rural Areas	
Health Administration Traineeships and Special Projects	
Special Project Grants to Schools of Public Health	
Nurse Practitioner and Nurse Midwifery Education Program	
Disadvantaged Health Professional Faculty LR and Fellowship Program	
Programs of Excellence in Health Professions Education for Minorities	
Cooperative Agreements to Improve the Health Status of Minority Populations	
Emergency Medical Services for Children	
Professional Nurse Traineeship	
Nurse Anesthetist Traineeship	
Nurse Training Improvement: Special Projects	
<b>SAMHSA</b>	

Mental Health Clinical and AIDS Service-Related Training Grants

## Appendix B: Primary Care Health Professional Shortage Area List

**State:** Virginia

**County:** All Counties

**Date of Last Update:** To 06/30/2008

**HPSA Score (lower limit):** 0

**Discipline:** Primary Medical Care

**Metro:** All

**Status:** Designated

**Type:** All

HPSA Name	ID	Status	Type	FTE	# Short	Score	Last Updated
<b>001 - Accomack County</b>							
Accomack	151001	Designated	Single County	8	3	9	2/5/2003
<b>510 - Alexandria City</b>							
Alexandria Neighborhood Health Services	151999510T	Designated	Comprehensive Health Center			9	9/30/2004
<b>007 - Amelia County</b>							
Amelia	151007	Designated	Single County	2	2	11	3/3/2006
<b>011 - Appomattox County</b>							
Appomattox	151011	Designated	Single County	3	1	8	9/6/2006
<b>015 - Augusta County</b>							
Augusta Correctional Center	1519995195	Designated	Correctional Facility	1	1	9	1/11/2008
<b>017 - Bath County</b>							
Bath	151017	Designated	Single County	2	0	6	9/6/2006
<b>515 - Bedford City</b>							
Big Island	1519995111	Designated	Geographical Area	7	0	6	6/13/2006
Bedford City			Single County				
<b>019 - Bedford County</b>							
Big Island	1519995111	Designated	Geographical Area	7	0	6	6/13/2006
Center District			Minor Civil Division				
Peaks District			Minor Civil Division				
<b>021 - Bland County</b>							
Bland	151021	Designated	Single County	2	0	5	3/28/2006
Bland County Medical	151999510J	Designated	Comprehensive Health Center			0	10/26/2002
Bland Correctional Center	1519995194	Designated	Correctional Facility	0	1	15	1/11/2008
<b>023 - Botetourt County</b>							
Botetourt Correctional Facility	151999511M	Designated	Correctional Facility	0	0	9	1/11/2008
Northern Botetourt	1519995141	Designated	Geographical Area	1	1	9	8/11/2006
C.T. 0401.00			Census Tract				
C.T. 0402.00			Census Tract				
<b>025 - Brunswick County</b>							
Brunswick	151025	Designated	Single County	3	2	15	1/14/2003
Lawrenceville Correctional Center	1519995186	Designated	Correctional Facility	1	1	9	1/11/2008
Brunswick Correctional Center	1519995193	Designated	Correctional Facility	1	0	9	1/11/2008
<b>027 - Buchanan County</b>							

HPSA Name	ID	Status	Type	FTE	# Short	Score	Last Updated
<b>Buchanan</b>	151027	Designated	Single County	8	0	7	4/21/2005
<b>029 - Buckingham County</b>							
<b>Buckingham/Cumberland</b>	1519995165	Designated	Geographical Area	4	3	13	12/7/2004
Buckingham			Single County				
<b>Dyllwyn Correctional Center</b>	1519995191	Designated	Correctional Facility	1	0	9	1/11/2008
<b>Central Virginia Health</b>	1519995199	Designated	Comprehensive Health Center			6	10/26/2002
<b>031 - Campbell County</b>							
<b>Altavista/Chatham</b>	1519995133	Designated	Geographical Area	4	13	17	2/22/2006
C.T. 0204.00			Census Tract				
C.T. 0205.00			Census Tract				
C.T. 0206.00			Census Tract				
C.T. 0207.00			Census Tract				
C.T. 0208.00			Census Tract				
C.T. 0209.00			Census Tract				
<b>033 - Caroline County</b>							
<b>Caroline</b>	151033	Designated	Single County	6	1	8	3/31/2006
<b>035 - Carroll County</b>							
<b>Tri-Area/Laurel Fork Health Clinic</b>	151999510L	Designated	Comprehensive Health Center			2	10/26/2002
<b>Carroll/Grayson/Galax</b>	151999511H	Designated	Geographical Area	15	0	6	12/5/2006
Carroll			Single County				
<b>036 - Charles City County</b>							
<b>Charles City</b>	151036	Designated	Single County	2	1	11	8/18/2006
<b>550 - Chesapeake City</b>							
<b>Indian Creek Correctional Center</b>	151999511P	Designated	Correctional Facility	1	0	9	1/11/2008
<b>South Norfolk/Chesapeake City</b>	1519995146	Designated	Geographical Area	3	8	17	6/19/2006
C.T. 0201.00			Census Tract				
C.T. 0202.00			Census Tract				
C.T. 0203.00			Census Tract				
C.T. 0204.00			Census Tract				
C.T. 0205.01			Census Tract				
C.T. 0205.02			Census Tract				
C.T. 0206.00			Census Tract				
C.T. 0207.00			Census Tract				
C.T. 0209.03			Census Tract				
<b>St. Brides Correctional Center</b>	1519995181	Designated	Correctional Facility	0	0	15	1/11/2008
<b>045 - Craig County</b>							
<b>Craig</b>	151045	Designated	Single County	0	2	16	9/6/2006
<b>047 - Culpeper County</b>							
<b>Coffeewood Correctional Center</b>	1519995176	Designated	Correctional Facility	1	0	9	1/11/2008
<b>049 - Cumberland County</b>							
<b>Buckingham/Cumberland</b>	1519995165	Designated	Geographical Area	4	3	13	12/7/2004
Cumberland			Single County				
<b>590 - Danville City</b>							

HPSA Name	ID	Status	Type	FTE	# Short	Score	Last Updated
<b>Piedmont Access to Health Services (Path)</b>	151999510U	Designated	Comprehensive Health Center			9	9/30/2004
<b>Low Income - Danville</b>	1519995152	Designated	Population Group	9	1	10	6/28/2006
C.T. 0001.00			Census Tract				
C.T. 0002.00			Census Tract				
C.T. 0003.00			Census Tract				
C.T. 0004.00			Census Tract				
C.T. 0005.00			Census Tract				
C.T. 0006.00			Census Tract				
C.T. 0007.00			Census Tract				
C.T. 0008.00			Census Tract				
C.T. 0009.00			Census Tract				
C.T. 0010.00			Census Tract				
C.T. 0011.00			Census Tract				
C.T. 0012.00			Census Tract				
C.T. 0013.00			Census Tract				
C.T. 0014.00			Census Tract				
<b>051 - Dickenson County</b>							
<b>Dickenson</b>	151051	Designated	Single County	5	0	6	9/1/2006
<b>053 - Dinwiddie County</b>							
<b>Dinwiddie</b>	151053	Designated	Single County	4	5	15	3/3/2006
<b>057 - Essex County</b>							
<b>Essex/Richmond</b>	151999510S	Designated	Geographical Area	4	2	9	4/10/2006
Essex			Single County				
<b>065 - Fluvanna County</b>							
<b>Fluvanna Service Area</b>	151999510X	Designated	Geographical Area	1	2	9	6/15/2006
C.T. 0202.00			Census Tract				
C.T. 0203.00			Census Tract				
<b>067 - Franklin County</b>							
<b>Franklin</b>	151067	Designated	Single County	12	4	8	6/20/2006
<b>640 - Galax City</b>							
<b>Carroll/Grayson/Galax</b>	151999511H	Designated	Geographical Area	15	0	6	12/5/2006
Galax City			Single County				
<b>075 - Goochland County</b>							
<b>Goochland/Fife</b>	1519995135	Designated	Geographical Area	3	1	7	3/2/2006
C.T. 4002.00			Census Tract				
C.T. 4003.00			Census Tract				
C.T. 4004.00			Census Tract				
C.T. 4005.00			Census Tract				
<b>077 - Grayson County</b>							
<b>Carroll/Grayson/Galax</b>	151999511H	Designated	Geographical Area	15	0	6	12/5/2006
Grayson			Single County				
<b>079 - Greene County</b>							
<b>Greene/Madison</b>	151999511F	Designated	Geographical Area	6	2	7	9/13/2006

HPSA Name	ID	Status	Type	FTE	# Short	Score	Last Updated
Greene			Single County				
<b>081 - Greenville County</b>							
<b>Greenville Correctional Facility</b>	151999511N	Designated	Correctional Facility	0	3	21	1/11/2008
<b>083 - Halifax County</b>							
<b>Halifax</b>	151083	Designated	Single County	12	0	7	3/16/2005
<b>650 - Hampton City</b>							
<b>Newport News</b>	1519995162	Designated	Geographical Area	21	5	11	3/17/2006
C.T. 0104.00			Census Tract				
C.T. 0105.01			Census Tract				
C.T. 0105.02			Census Tract				
C.T. 0106.01			Census Tract				
C.T. 0106.02			Census Tract				
C.T. 0107.01			Census Tract				
C.T. 0109.00			Census Tract				
C.T. 0113.00			Census Tract				
C.T. 0114.00			Census Tract				
C.T. 0116.00			Census Tract				
C.T. 0118.00			Census Tract				
C.T. 0119.00			Census Tract				
C.T. 0120.00			Census Tract				
<b>087 - Henrico County</b>							
<b>Richmond/Henrico</b>	1519995139	Designated	Geographical Area	35	3	14	2/9/2007
C.T. 2008.04			Census Tract				
C.T. 2008.05			Census Tract				
C.T. 2010.01			Census Tract				
C.T. 2010.02			Census Tract				
C.T. 2010.03			Census Tract				
C.T. 2011.01			Census Tract				
C.T. 2011.02			Census Tract				
C.T. 2015.01			Census Tract				
<b>091 - Highland County</b>							
<b>Highland</b>	151091	Designated	Single County	1	0	12	6/13/2006
<b>Highland Medical Center</b>	151999510V	Designated	Comprehensive Health Center			4	9/30/2003
<b>670 - Hopewell City</b>							
<b>Federal Correctional Complex - Petersburg</b>	1519995171	Designated	Correctional Facility		3	21	2/26/2007
<b>093 - Isle of Wight County</b>							
<b>Berlin-Ivor</b>	1519995127	Designated	Geographical Area	1	2	10	8/12/2003
Hardy District			Minor Civil Division				
<b>095 - James City County</b>							
<b>Olde Towne Medical Center</b>	151999511E	Designated	Rural Health Clinic			0	12/1/2003
<b>097 - King and Queen County</b>							
<b>King and Queen</b>	151097	Designated	Single County	2	0	8	9/13/2006



HPSA Name	ID	Status	Type	FTE	# Short	Score	Last Updated
<b>099 - King George County</b>							
<b>King George/Westmoreland</b>	151999510W	Designated	Geographical Area	7	3	11	4/10/2006
King George			Single County				
<b>101 - King William County</b>							
<b>King William/New Kent</b>	151999511G	Designated	Geographical Area	7	1	5	9/13/2006
King William			Single County				
<b>105 - Lee County</b>							
<b>Lee</b>	151105	Designated	Single County	4	3	13	2/5/2003
<b>United States Penitentiary - Lee</b>	1519995172	Designated	Correctional Facility		2	21	1/29/2007
<b>Stone Mountain Health Services</b>	1519995174	Designated	Comprehensive Health Center			5	5/8/2003
<b>107 - Loudoun County</b>							
<b>Loudoun Community Health Center</b>	151999511R	Designated	Federally Qualified Health Center Look A Like			0	4/25/2008
<b>109 - Louisa County</b>							
<b>Louisa</b>	151109	Designated	Single County	6	2	7	11/30/2006
<b>111 - Lunenburg County</b>							
<b>Southern Dominion Health System</b>	1519995184	Designated	Comprehensive Health Center	1	0	2	9/5/2003
<b>Lunenburg Correctional Center</b>	1519995187	Designated	Correctional Facility	1	0	9	1/11/2008
<b>680 - Lynchburg City</b>							
<b>Johnson Health Center</b>	151999510R	Designated	Comprehensive Health Center			2	10/26/2002
<b>Low Income - Lynchburg City</b>	1519995197	Designated	Population Group	1	1	16	10/9/2003
C.T. 0004.00			Census Tract				
C.T. 0005.00			Census Tract				
C.T. 0006.00			Census Tract				
C.T. 0007.00			Census Tract				
C.T. 0011.00			Census Tract				
C.T. 0012.00			Census Tract				
<b>113 - Madison County</b>							
<b>Greene/Madison</b>	151999511F	Designated	Geographical Area	6	2	7	9/13/2006
Madison			Single County				
<b>690 - Martinsville City</b>							
<b>Martinsville Henry County Coalition</b>	151999511J	Designated	Comprehensive Health Center			3	9/30/2007
<b>117 - Mecklenburg County</b>							
<b>Mecklenburg</b>	151117	Designated	Single County	9	0	12	4/10/2008
<b>Boydton Community Health</b>	151999510P	Designated	Comprehensive Health Center			3	10/26/2002
<b>Baskerville Correctional Facility</b>	151999511L	Designated	Correctional Facility	0	0	15	1/11/2008
<b>Mecklenburg Correctional Center</b>	1519995188	Designated	Correctional Facility	1	0	9	1/11/2008
<b>125 - Nelson County</b>							
<b>Blue Ridge Medical Center</b>	151999510M	Designated	Comprehensive Health Center			2	10/26/2002
<b>127 - New Kent County</b>							
<b>King William/New Kent</b>	151999511G	Designated	Geographical Area	7	1	5	9/13/2006
New Kent			Single County				
<b>700 - Newport News City</b>							

HPSA Name	ID	Status	Type	FTE	# Short	Score	Last Updated
<b>Peninsula Institute for Community Health</b>	151999510H	Designated	Comprehensive Health Center			8	10/26/2002
<b>Newport News</b>	1519995162	Designated	Geographical Area	21	5	11	3/17/2006
C.T. 0301.00			Census Tract				
C.T. 0303.00			Census Tract				
C.T. 0304.00			Census Tract				
C.T. 0305.00			Census Tract				
C.T. 0306.00			Census Tract				
C.T. 0308.00			Census Tract				
C.T. 0309.00			Census Tract				
C.T. 0311.00			Census Tract				
C.T. 0312.00			Census Tract				
C.T. 0313.00			Census Tract				
<b>710 - Norfolk City</b>							
<b>South Norfolk/Chesapeake City</b>	1519995146	Designated	Geographical Area	3	8	17	6/19/2006
C.T. 0050.00			Census Tract				
C.T. 0051.00			Census Tract				
C.T. 0052.00			Census Tract				
C.T. 0053.00			Census Tract				
<b>131 - Northampton County</b>							
<b>Eastern Shore Rural Health</b>	151999510A	Designated	Comprehensive Health Center			5	10/26/2002
<b>Migrant Farmworker - Northampton</b>	1519995183	Designated	Population Group	0	0	15	8/26/2003
Northampton			Single County				
<b>133 - Northumberland County</b>							
<b>Northumberland</b>	151133	Designated	Single County	3	1	8	2/16/2006
<b>135 - Nottoway County</b>							
<b>Nottoway</b>	151135	Designated	Single County	4	1	13	4/10/2008
<b>Nottoway Correctional Center</b>	1519995189	Designated	Correctional Facility	1	0	9	1/11/2008
<b>139 - Page County</b>							
<b>Page</b>	151139	Designated	Single County	6	0	5	5/14/2004
<b>141 - Patrick County</b>							
<b>Patrick</b>	151141	Designated	Single County	4	1	8	5/14/2004
<b>143 - Pittsylvania County</b>							
<b>Altavista/Chatham</b>	1519995133	Designated	Geographical Area	4	13	17	2/22/2006
C.T. 0101.00			Census Tract				
C.T. 0102.00			Census Tract				
C.T. 0103.00			Census Tract				
C.T. 0104.00			Census Tract				
C.T. 0105.00			Census Tract				
C.T. 0106.00			Census Tract				
C.T. 0107.00			Census Tract				
<b>Low Income - Danville</b>	1519995152	Designated	Population Group	9	1	10	6/28/2006
C.T. 0108.00			Census Tract				
C.T. 0109.00			Census Tract				

HPSA Name	ID	Status	Type	FTE	# Short	Score	Last Updated
C.T. 0110.00			Census Tract				
C.T. 0111.00			Census Tract				
C.T. 0112.00			Census Tract				
C.T. 0113.00			Census Tract				
C.T. 0114.00			Census Tract				
<b>740 - Portsmouth City</b>							
<b>Portsmouth Community Health Center</b>	151999510N	Designated	Comprehensive Health Center			8	10/26/2002
<b>145 - Powhatan County</b>							
<b>Deep Meadow Correctional Center</b>	1519995182	Designated	Correctional Facility	1	0	9	1/11/2008
<b>155 - Pulaski County</b>							
<b>Pulaski Correctional Center</b>	151999511Q	Designated	Correctional Facility	0	0	9	1/11/2008
<b>760 - Richmond City</b>							
<b>Daily Planet</b>	151999510C	Designated	Comprehensive Health Center			9	10/26/2002
<b>Richmond/Henrico</b>	1519995139	Designated	Geographical Area	35	3	14	2/9/2007
C.T. 0103.00			Census Tract				
C.T. 0104.00			Census Tract				
C.T. 0105.00			Census Tract				
C.T. 0106.00			Census Tract				
C.T. 0107.00			Census Tract				
C.T. 0108.00			Census Tract				
C.T. 0109.00			Census Tract				
C.T. 0110.00			Census Tract				
C.T. 0111.00			Census Tract				
C.T. 0201.00			Census Tract				
C.T. 0202.00			Census Tract				
C.T. 0203.00			Census Tract				
C.T. 0204.00			Census Tract				
C.T. 0205.00			Census Tract				
C.T. 0206.00			Census Tract				
C.T. 0207.00			Census Tract				
C.T. 0208.00			Census Tract				
C.T. 0209.00			Census Tract				
C.T. 0210.00			Census Tract				
C.T. 0211.00			Census Tract				
C.T. 0212.00			Census Tract				
C.T. 0301.00			Census Tract				
C.T. 0302.00			Census Tract				
C.T. 0305.00			Census Tract				
C.T. 0402.00			Census Tract				
C.T. 0403.00			Census Tract				
C.T. 0404.00			Census Tract				
C.T. 0411.00			Census Tract				
C.T. 0412.00			Census Tract				
C.T. 0413.00			Census Tract				
C.T. 0414.00			Census Tract				
<b>Old South Richmond</b>	1519995144	Designated	Geographical Area	15	3	11	12/14/2005

HPSA Name	ID	Status	Type	FTE	# Short	Score	Last Updated
C.T. 0601.00			Census Tract				
C.T. 0602.00			Census Tract				
C.T. 0603.00			Census Tract				
C.T. 0604.00			Census Tract				
C.T. 0605.00			Census Tract				
C.T. 0607.00			Census Tract				
C.T. 0608.00			Census Tract				
C.T. 0609.00			Census Tract				
C.T. 0706.00			Census Tract				
C.T. 0707.00			Census Tract				
C.T. 0708.01			Census Tract				
C.T. 0708.02			Census Tract				
C.T. 0709.00			Census Tract				
C.T. 0710.02			Census Tract				
<b>Willis Health Center</b>	1519995175	Designated	Other Facility	3		11	6/5/2003
<b>Vernon J. Harris East End Community Health Center</b>	1519995198	Designated	Comprehensive Health Center			8	10/26/2002
<b>159 - Richmond County</b>							
<b>Essex/Richmond</b>	151999510S	Designated	Geographical Area	4	2	9	4/10/2006
Richmond			Single County				
<b>Haynesville Correctional Center</b>	1519995190	Designated	Correctional Facility	1	0	9	1/11/2008
<b>770 - Roanoke City</b>							
<b>Kuumba Community Health</b>	151999510Q	Designated	Comprehensive Health Center			6	10/26/2002
<b>Northwest Roanoke</b>	1519995164	Designated	Geographical Area	5	4	13	6/13/2006
C.T. 0001.00			Census Tract				
C.T. 0002.00			Census Tract				
C.T. 0007.00			Census Tract				
C.T. 0008.00			Census Tract				
C.T. 0009.00			Census Tract				
C.T. 0010.00			Census Tract				
C.T. 0011.00			Census Tract				
C.T. 0023.00			Census Tract				
<b>163 - Rockbridge County</b>							
<b>Big Island</b>	1519995111	Designated	Geographical Area	7	0	6	6/13/2006
Natural Bridge District			Minor Civil Division				
<b>167 - Russell County</b>							
<b>Russell</b>	151167	Designated	Single County	8	0	8	2/3/2006
<b>Community Health Clinic Primary Care</b>	151999511A	Designated	Rural Health Clinic			0	10/23/2003
<b>169 - Scott County</b>							
<b>Clinch River Health Services</b>	151999510B	Designated	Comprehensive Health Center			5	10/26/2002
<b>173 - Smyth County</b>							
<b>Southwest Virginia Community Health Services</b>	151999510F	Designated	Comprehensive Health Center			6	10/26/2002
<b>Saltville</b>	1519995113	Designated	Geographical Area	3	2	11	2/22/2006
North Fork District			Minor Civil Division				

HPSA Name	ID	Status	Type	FTE	# Short	Score	Last Updated
Saltville District			Minor Civil Division				
<b>Konnarock</b>	1519995163	Designated	Geographical Area	4	0	6	9/11/2006
C.T. 9907.00			Census Tract				
<b>175 - Southampton County</b>							
<b>Horizon Health Services</b>	151999510K	Designated	Comprehensive Health Center			2	10/26/2002
<b>Berlin-Ivor</b>	1519995127	Designated	Geographical Area	1	2	10	8/12/2003
Berlin and Ivor District			Minor Civil Division				
<b>Deerfield Correctional Center</b>	1519995192	Designated	Correctional Facility	0	0	15	1/11/2008
<b>800 - Suffolk City</b>							
<b>City of Suffolk</b>	1519995156	Designated	Geographical Area	4	2	12	8/5/2003
C.T. 0651.00			Census Tract				
C.T. 0653.00			Census Tract				
C.T. 0654.00			Census Tract				
C.T. 0655.00			Census Tract				
C.T. 0756.00			Census Tract				
<b>181 - Surry County</b>							
<b>Surry</b>	151181	Designated	Single County	0	2	11	6/1/2006
<b>183 - Sussex County</b>							
<b>Sussex</b>	151183	Designated	Single County	3	0	4	10/31/2006
<b>Stony Creek Community Health Center</b>	151999510E	Designated	Comprehensive Health Center			4	10/26/2002
<b>Sussex I State Prison</b>	1519995178	Designated	Correctional Facility	1	0	9	1/11/2008
<b>Sussex II State Prison</b>	1519995179	Designated	Correctional Facility	1	0	9	1/11/2008
<b>185 - Tazewell County</b>							
<b>Bluefield Internal Medicine</b>	151999510Z	Designated	Rural Health Clinic			0	11/19/2003
<b>Clinch Valley Physicians, Inc.</b>	151999511B	Designated	Rural Health Clinic			0	11/17/2003
<b>Merit Medical Rural Health Clinic Richlands</b>	151999511C	Designated	Rural Health Clinic			0	12/18/2003
<b>191 - Washington County</b>							
<b>Saltville</b>	1519995113	Designated	Geographical Area	3	2	11	2/22/2006
Jefferson District			Minor Civil Division				
<b>Tyler District</b>	1519995161	Designated	Geographical Area	0	2	11	5/26/2004
Tyler District			Minor Civil Division				
<b>Konnarock</b>	1519995163	Designated	Geographical Area	4	0	6	9/11/2006
C.T. 0108.00			Census Tract				
C.T. 0109.00			Census Tract				
<b>193 - Westmoreland County</b>							
<b>King George/Westmoreland</b>	151999510W	Designated	Geographical Area	7	3	11	4/10/2006
Westmoreland			Single County				
<b>195 - Wise County</b>							
<b>Red Onion State Prison</b>	1519995185	Designated	Correctional Facility	1	0	9	1/11/2008

## Appendix C: Dental Health Professional Shortage Areas List

State: Virginia

County: All Counties

Date of Last Update: To 06/30/2008

HPSA Score (lower limit): 0

Discipline: Dental

Metro: All

Status: Designated

Type: All

HPSA Name	ID	Status	Type	FTE	# Short	Score	Last Updated
<b>001 - Accomack County</b>							
Accomack/Northampton	6519995120	Designated	Geographical Area	12	1	10	3/8/2006
Accomack			Single County				
<b>510 - Alexandria City</b>							
Alexandria Neighborhood Health Services	6519995176	Designated	Comprehensive Health Center			12	9/30/2004
<b>009 - Amherst County</b>							
Amherst	651009	Designated	Single County	4	2	6	11/4/2005
<b>011 - Appomattox County</b>							
Appomattox	651011	Designated	Single County	3	0	6	9/1/2006
Bath	651017	Designated	Single County	1	0	7	4/18/2007
<b>515 - Bedford City</b>							
Bedford	6519995125	Designated	Geographical Area	11	6	8	12/19/2005
Bedford City			Single County				
<b>019 - Bedford County</b>							
Bedford	6519995125	Designated	Geographical Area	11	6	8	12/19/2005
Bedford			Single County				
<b>021 - Bland County</b>							
Bland County Medical	6519995159	Designated	Comprehensive Health Center			1	10/26/2002
<b>025 - Brunswick County</b>							
Brunswick	651025	Designated	Single County	3	1	5	9/14/2006
Lawrenceville Correctional Center	6519995146	Designated	Correctional Facility	1	0	9	1/11/2008
<b>027 - Buchanan County</b>							
Buchanan	651027	Designated	Single County	2	4	15	9/14/2006
<b>029 - Buckingham County</b>							
Buckingham	651029	Designated	Single County	3	1	8	10/31/2006
Central Virginia Health	6519995151	Designated	Comprehensive Health Center			9	10/26/2002
Buckingham Correctional Center	6519995180	Designated	Correctional Facility	1	0	9	1/11/2008
<b>031 - Campbell County</b>							
Low Income - Campbell/Lynchburg City	6519995170	Designated	Population Group	1	8	13	3/17/2006
Campbell			Single County				
<b>035 - Carroll County</b>							
Tri-Area/Laurel Fork Health Clinic	6519995161	Designated	Comprehensive Health Center			5	10/26/2002
<b>037 - Charlotte County</b>							
Charlotte	651037	Designated	Single County	2	1	8	12/13/2005

HPSA Name	ID	Status	Type	FTE	# Short	Score	Last Updated
<b>045 - Craig County</b>							
Craig	651045	Designated	Single County	1	1	13	3/31/2007
<b>047 - Culpeper County</b>							
Coffeewood Correctional Center	6519995143	Designated	Correctional Facility	0	1	21	1/11/2008
<b>049 - Cumberland County</b>							
Cumberland	651049	Designated	Single County	1	2	14	4/12/2006
<b>590 - Danville City</b>							
Piedmont Access to Health Services (Path)	6519995177	Designated	Comprehensive Health Center			11	9/30/2004
<b>051 - Dickenson County</b>							
Dickenson	651051	Designated	Single County	3	1	10	1/17/2006
<b>053 - Dinwiddie County</b>							
Dinwiddie	651053	Designated	Single County	2	4	12	9/14/2006
<b>595 - Emporia City</b>							
Greenville/Emporia City Service Area	6519995175	Designated	Geographical Area	3	0	7	4/17/2007
Emporia City			Single County				
<b>063 - Floyd County</b>							
Floyd	651063	Designated	Single County	1	2	12	9/1/2006
<b>081 - Greenville County</b>							
Greenville Correctional Center	6519995148	Designated	Correctional Facility	0	2	21	1/11/2008
Greenville/Emporia City Service Area	6519995175	Designated	Geographical Area	3	0	7	4/17/2007
Greenville			Single County				
<b>083 - Halifax County</b>							
Halifax/South Boston	651083	Designated	Single County	8	1	7	6/16/2006
<b>087 - Henrico County</b>							
Richmond Metropolitan	6519995171	Designated	Geographical Area	25	19	12	5/2/2006
C.T. 2008.04			Census Tract				
C.T. 2008.05			Census Tract				
C.T. 2010.01			Census Tract				
C.T. 2010.02			Census Tract				
C.T. 2010.03			Census Tract				
C.T. 2011.01			Census Tract				
C.T. 2011.02			Census Tract				
C.T. 2015.01			Census Tract				
<b>091 - Highland County</b>							
Low Income - Highland	6519995169	Designated	Population Group		0	3	2/3/2006
Highland			Single County				
Highland Medical Center	6519995178	Designated	Comprehensive Health Center			10	9/30/2003
<b>670 - Hopewell City</b>							
Federal Correctional Institution - Petersburg	6519995139	Designated	Correctional Facility		5	21	2/27/2007
<b>099 - King George County</b>							
King George/Westmoreland	6519995174	Designated	Geographical Area	6	1	6	1/22/2007

HPSA Name	ID	Status	Type	FTE	# Short	Score	Last Updated
King George			Single County				
<b>105 - Lee County</b>							
Lee	651105	Designated	Single County	5	1	9	6/16/2006
United States Penitentiary - Lee	6519995140	Designated	Correctional Facility		2	21	2/8/2007
Stone Mountain Health Services	6519995142	Designated	Comprehensive Health Center			8	5/14/2003
<b>107 - Loudoun County</b>							
Loudoun Community Health Center	6519995188	Designated	Federally Qualified Health Center Look A Like			0	4/28/2008
<b>109 - Louisa County</b>							
Louisa	651109	Designated	Single County	5	2	5	3/29/2007
<b>111 - Lunenburg County</b>							
Lunenburg	651111	Designated	Single County	1	2	14	9/6/2006
Lunenburg County Community Health Center	6519995166	Designated	Comprehensive Health Center			11	10/26/2002
Lunenburg Correctional Center	6519995181	Designated	Correctional Facility	1	0	9	1/11/2008
Southern Dominion Health Systems, Inc.	6519995186	Designated	Comprehensive Health Center			0	1/7/1985
<b>680 - Lynchburg City</b>							
Johnson Health Center	6519995167	Designated	Comprehensive Health Center			4	10/26/2002
Low Income - Campbell/Lynchburg City	6519995170	Designated	Population Group	1	8	13	3/17/2006
Lynchburg City			Single County				
<b>690 - Martinsville City</b>							
Martinsville Heanry County Coalition for	6519995187	Designated	Comprehensive Health Center			0	9/1/2007
<b>117 - Mecklenburg County</b>							
Mecklenburg	651117	Designated	Single County	6	2	9	12/20/1984
Boydton Community Health	6519995164	Designated	Comprehensive Health Center			7	10/26/2002
Baskerville Correctional Facility	6519995179	Designated	Correctional Facility		0	15	1/11/2008
Mecklenburg Correctional Center	6519995182	Designated	Correctional Facility	1	0	9	1/11/2008
<b>125 - Nelson County</b>							
Nelson	651125	Designated	Single County	3	1	6	12/20/1984
Blue Ridge Medical Center	6519995162	Designated	Comprehensive Health Center			4	10/26/2002
<b>700 - Newport News City</b>							
Low Income - Newport News	6519995128	Designated	Population Group	0	4	20	11/17/2006
C.T. 0301.00			Census Tract				
C.T. 0303.00			Census Tract				
C.T. 0304.00			Census Tract				
C.T. 0305.00			Census Tract				
C.T. 0306.00			Census Tract				
C.T. 0308.00			Census Tract				
C.T. 0309.00			Census Tract				
C.T. 0313.00			Census Tract				
Peninsula Institute for Community Health	6519995158	Designated	Comprehensive Health Center			10	10/26/2002
<b>131 - Northampton County</b>							



HPSA Name	ID	Status	Type	FTE	# Short	Score	Last Updated
<b>Accomack/Northampton</b>	6519995120	Designated	Geographical Area	12	1	10	3/8/2006
Northampton			Single County				
<b>Eastern Shore Rural Health</b>	6519995152	Designated	Comprehensive Health Center			11	10/26/2002
<b>135 - Nottoway County</b>							
<b>Nottoway</b>	651135	Designated	Single County	2	2	12	9/1/2006
<b>139 - Page County</b>							
<b>Page</b>	651139	Designated	Single County	3	3	10	9/7/2006
<b>141 - Patrick County</b>							
<b>Patrick</b>	651141	Designated	Single County	2	2	10	9/14/2006
<b>740 - Portsmouth City</b>							
<b>Portsmouth Community Health</b>	6519995163	Designated	Comprehensive Health Center			10	10/26/2002
<b>Low Income - Downtown Portsmouth</b>	6519995172	Designated	Population Group	3	1	10	9/7/2006
C.T. 2105.00			Census Tract				
C.T. 2107.00			Census Tract				
C.T. 2111.00			Census Tract				
C.T. 2114.00			Census Tract				
C.T. 2117.00			Census Tract				
C.T. 2118.00			Census Tract				
C.T. 2119.00			Census Tract				
C.T. 2120.00			Census Tract				
C.T. 2121.00			Census Tract				
C.T. 2126.00			Census Tract				
C.T. 2127.01			Census Tract				
C.T. 2127.02			Census Tract				
<b>145 - Powhatan County</b>							
<b>Powhatan Correctional Center</b>	6519995183	Designated	Correctional Facility	1	0	9	1/11/2008
<b>147 - Prince Edward County</b>							
<b>Low Income - Prince Edward County</b>	6519995131	Designated	Population Group	0	2	16	4/12/2006
Prince Edward			Single County				
<b>155 - Pulaski County</b>							
<b>Pulaski Correctional Center</b>	6519995184	Designated	Correctional Facility	0	0	9	1/11/2008
<b>157 - Rappahannock County</b>							
<b>Rappahannock</b>	651157	Designated	Single County	0	2	12	10/27/2006
<b>760 - Richmond City</b>							
<b>Vernon J. Harris East End Community Health Center</b>	6519995150	Designated	Comprehensive Health Center			9	10/26/2002
<b>Daily Planet</b>	6519995154	Designated	Comprehensive Health Center			21	10/26/2002
<b>Richmond Metropolitan</b>	6519995171	Designated	Geographical Area	25	19	12	5/2/2006
C.T. 0103.00			Census Tract				
C.T. 0104.00			Census Tract				
C.T. 0105.00			Census Tract				
C.T. 0106.00			Census Tract				
C.T. 0107.00			Census Tract				

HPSA Name	ID	Status	Type	FTE	# Short	Score	Last Updated
C.T. 0108.00			Census Tract				
C.T. 0109.00			Census Tract				
C.T. 0110.00			Census Tract				
C.T. 0111.00			Census Tract				
C.T. 0201.00			Census Tract				
C.T. 0202.00			Census Tract				
C.T. 0203.00			Census Tract				
C.T. 0204.00			Census Tract				
C.T. 0205.00			Census Tract				
C.T. 0206.00			Census Tract				
C.T. 0207.00			Census Tract				
C.T. 0208.00			Census Tract				
C.T. 0209.00			Census Tract				
C.T. 0210.00			Census Tract				
C.T. 0211.00			Census Tract				
C.T. 0212.00			Census Tract				
C.T. 0301.00			Census Tract				
C.T. 0302.00			Census Tract				
C.T. 0305.00			Census Tract				
C.T. 0402.00			Census Tract				
C.T. 0403.00			Census Tract				
C.T. 0404.00			Census Tract				
C.T. 0411.00			Census Tract				
C.T. 0412.00			Census Tract				
C.T. 0413.00			Census Tract				
C.T. 0414.00			Census Tract				
C.T. 0601.00			Census Tract				
C.T. 0602.00			Census Tract				
C.T. 0603.00			Census Tract				
C.T. 0604.00			Census Tract				
C.T. 0605.00			Census Tract				
C.T. 0607.00			Census Tract				
C.T. 0608.00			Census Tract				
C.T. 0609.00			Census Tract				
C.T. 0706.00			Census Tract				
C.T. 0707.00			Census Tract				
C.T. 0708.01			Census Tract				
C.T. 0708.02			Census Tract				
C.T. 0709.00			Census Tract				
C.T. 0710.01			Census Tract				
C.T. 0710.02			Census Tract				
<b>770 - Roanoke City</b>							
<b>Kuumba Community Health</b>	6519995165	Designated	Comprehensive Health Center			10	10/26/2002
<b>167 - Russell County</b>							
<b>Russell</b>	651167	Designated	Single County	3	4	12	9/14/2006

HPSA Name	ID	Status	Type	FTE	# Short	Score	Last Updated
<b>169 - Scott County</b>							
Clinch River Health Services	6519995153	Designated	Comprehensive Health Center			13	10/26/2002
<b>171 - Shenandoah County</b>							
Shenandoah	651171	Designated	Single County	8	1	4	4/7/2006
<b>173 - Smyth County</b>							
Smyth	651173	Designated	Single County	4	3	8	3/31/2006
Southwest Virginia Community Health Services	6519995156	Designated	Comprehensive Health Center			8	10/26/2002
<b>175 - Southampton County</b>							
Horizon Health Services	6519995160	Designated	Comprehensive Health Center			9	10/26/2002
<b>800 - Suffolk City</b>							
City of Suffolk	6519995123	Designated	Geographical Area	1	3	15	2/20/2003
C.T. 0651.00			Census Tract				
C.T. 0653.00			Census Tract				
C.T. 0654.00			Census Tract				
C.T. 0655.00			Census Tract				
C.T. 0756.00			Census Tract				
<b>181 - Surry County</b>							
Surry/Sussex	6519995173	Designated	Geographical Area	0	4	12	10/31/2006
Surry			Single County				
<b>183 - Sussex County</b>							
Stony Creek Community Health Center	6519995155	Designated	Comprehensive Health Center			12	10/26/2002
Surry/Sussex	6519995173	Designated	Geographical Area	0	4	12	10/31/2006
Sussex			Single County				
Sussex I State Prison	6519995185	Designated	Correctional Facility	1	0	9	1/11/2008
<b>185 - Tazewell County</b>							
Low Income - Tazewell	6519995138	Designated	Population Group	3	8	15	9/14/2006
Tazewell			Single County				
<b>187 - Warren County</b>							
Warren	651187	Designated	Single County	6	3	7	9/14/2006
<b>193 - Westmoreland County</b>							
King George/Westmoreland	6519995174	Designated	Geographical Area	6	1	6	1/22/2007
Westmoreland			Single County				
<b>195 - Wise County</b>							
Wise/Norton	651195	Designated	Single County	4	8	16	9/14/2006

## Appendix D: Mental Health Professional Shortage Areas

State: Virginia

County: All Counties

Date of Last Update: To 06/30/2008

HPSA Score (lower limit): 0

Discipline: Mental Health

Metro: All

Status: Designated

Type: All

HPSA Name	ID	Status	Type	FTE	# Short	Score	Last Updated
<b>001 - Accomack County</b>							
Eastern Shore Mental Health Catchment Area 14	7519995101	Designated	Geographical Area	2	0	17	5/26/2005
Accomack			Single County				
<b>510 - Alexandria City</b>							
Alexandria Neighborhood Health Services	7519995165	Designated	Comprehensive Health Center			5	12/1/2004
<b>007 - Amelia County</b>							
Crossroads Mental Health Catchment Area 9	7519995106	Designated	Geographical Area	1	2	14	6/1/2006
Amelia			Single County				
<b>015 - Augusta County</b>							
Augusta Correctional Center	7519995141	Designated	Correctional Facility	0	0	15	1/11/2008
<b>021 - Bland County</b>							
Mount Rogers Mental Health Catchment Area 24	7519995104	Designated	Geographical Area	4	0	15	5/26/2005
Bland			Single County				
Bland Correctional Center	7519995140	Designated	Correctional Facility	0	0	15	1/11/2008
Bland County Medical	7519995151	Designated	Comprehensive Health Center			5	10/26/2002
<b>023 - Botetourt County</b>							
Botetourt Correctional Facility	7519995170	Designated	Correctional Facility	0	0	15	1/11/2008
<b>520 - Bristol City</b>							
Highlands Mental Health Catchment Area	7519995167	Designated	Geographical Area	1	1	14	8/9/2007
Bristol City			Single County				
<b>025 - Brunswick County</b>							
Southside Planning District	7519995107	Designated	Geographical Area	12	0	17	7/11/2003
Brunswick			Single County				
Lawrenceville Correctional Center	7519995130	Designated	Correctional Facility	0	1	15	1/11/2008
<b>027 - Buchanan County</b>							
Planning District II	7519995103	Designated	Geographical Area	3	0	15	5/14/2004
Buchanan			Single County				
Keen Mountain Correctional Center	7519995142	Designated	Correctional Facility	0	0	15	1/11/2008
<b>029 - Buckingham County</b>							
Crossroads Mental Health Catchment Area 9	7519995106	Designated	Geographical Area	1	2	14	6/1/2006
Buckingham			Single County				
Dillwyn Correctional Center	7519995136	Designated	Correctional Facility	0	0	15	1/11/2008
Buckingham Correctional Center	7519995139	Designated	Correctional Facility	0	0	15	1/11/2008

HPSA Name	ID	Status	Type	FTE	# Short	Score	Last Updated
Central Virginia Health Services	7519995159	Designated	Comprehensive Health Center			8	10/26/2002
<b>035 - Carroll County</b>							
Mount Rogers Mental Health Catchment Area 24	7519995104	Designated	Geographical Area	4	0	15	5/26/2005
Carroll			Single County				
Tri-Area/Laurel Fork Health Clinic	7519995153	Designated	Comprehensive Health Center			10	10/26/2002
<b>037 - Charlotte County</b>							
Crossroads Mental Health Catchment Area 9	7519995106	Designated	Geographical Area	1	2	14	6/1/2006
Charlotte			Single County				
<b>550 - Chesapeake City</b>							
St. Brides Correctional Center	7519995125	Designated	Correctional Facility	0	0	9	1/11/2008
Indian Creek Corrections Center	7519995126	Designated	Correctional Facility	0	0	15	1/11/2008
South Norfolk (Planning District 20)	7519995163	Designated	Geographical Area	0	1	18	9/7/2006
C.T. 0201.00			Census Tract				
C.T. 0202.00			Census Tract				
C.T. 0203.00			Census Tract				
C.T. 0204.00			Census Tract				
C.T. 0205.01			Census Tract				
C.T. 0205.02			Census Tract				
C.T. 0206.00			Census Tract				
C.T. 0207.00			Census Tract				
C.T. 0209.03			Census Tract				
<b>043 - Clarke County</b>							
Northwest Mental Health Catchmnt Area 27	7519995162	Designated	Geographical Area	6	1	13	6/19/2006
Clarke			Single County				
<b>570 - Colonial Heights City</b>							
Planning District XIX	7519995111	Designated	Geographical Area	4	2	14	1/13/2004
Colonial Heights City			Single County				
<b>047 - Culpeper County</b>							
Coffeewood Correctional Center	7519995120	Designated	Correctional Facility	0	0	9	1/11/2008
<b>049 - Cumberland County</b>							
Crossroads Mental Health Catchment Area 9	7519995106	Designated	Geographical Area	1	2	14	6/1/2006
Cumberland			Single County				
<b>590 - Danville City</b>							
Planning District XII	7519995105	Designated	Geographical Area	7	1	11	3/14/2006
Danville City			Single County				
<b>051 - Dickenson County</b>							
Planning District II	7519995103	Designated	Geographical Area	3	0	15	5/14/2004
Dickenson			Single County				
<b>053 - Dinwiddie County</b>							
Planning District XIX	7519995111	Designated	Geographical Area	4	2	14	1/13/2004

HPSA Name	ID	Status	Type	FTE	# Short	Score	Last Updated
Dinwiddie			Single County				
<b>595 - Emporia City</b>							
<b>Planning District XIX</b>	7519995111	Designated	Geographical Area	4	2	14	1/13/2004
Emporia City			Single County				
<b>057 - Essex County</b>							
<b>Middle Peninsula/Northern Neck Mental Health Catchment Area</b>	7519995102	Designated	Geographical Area	2	3	15	5/26/2005
Essex			Single County				
<b>063 - Floyd County</b>							
<b>New River Vally Mental Health Catchment Area 25</b>	7519995113	Designated	Geographical Area	3	3	14	3/2/2006
Floyd			Single County				
<b>620 - Franklin City</b>							
<b>Western Tidewater Mental Health Catchment Area</b>	7519995168	Designated	Geographical Area	4	1	13	12/19/2007
Franklin City			Single County				
<b>067 - Franklin County</b>							
<b>Planning District XII</b>	7519995105	Designated	Geographical Area	7	1	11	3/14/2006
Franklin			Single County				
<b>069 - Frederick County</b>							
<b>Northwest Mental Health Catchmnt Area 27</b>	7519995162	Designated	Geographical Area	6	1	13	6/19/2006
Frederick			Single County				
<b>640 - Galax City</b>							
<b>Mount Rogers Mental Health Catchment Area 24</b>	7519995104	Designated	Geographical Area	4	0	15	5/26/2005
Galax City			Single County				
<b>071 - Giles County</b>							
<b>New River Vally Mental Health Catchment Area 25</b>	7519995113	Designated	Geographical Area	3	3	14	3/2/2006
Giles			Single County				
<b>073 - Gloucester County</b>							
<b>Middle Peninsula/Northern Neck Mental Health Catchment Area</b>	7519995102	Designated	Geographical Area	2	3	15	5/26/2005
Gloucester			Single County				
<b>075 - Goochland County</b>							
<b>James River Correctional Center</b>	7519995121	Designated	Correctional Facility	0	0	15	1/11/2008
<b>Virginia Correctional Center for Women</b>	7519995172	Designated	Correctional Facility	0	0	9	1/11/2008
<b>077 - Grayson County</b>							
<b>Mount Rogers Mental Health Catchment Area 24</b>	7519995104	Designated	Geographical Area	4	0	15	5/26/2005
Grayson			Single County				
<b>081 - Greenville County</b>							
<b>Planning District XIX</b>	7519995111	Designated	Geographical Area	4	2	14	1/13/2004
Greenville			Single County				

HPSA Name	ID	Status	Type	FTE	# Short	Score	Last Updated
<b>083 - Halifax County</b>							
Southside Planning District	7519995107	Designated	Geographical Area	12	0	17	7/11/2003
Halifax			Single County				
<b>089 - Henry County</b>							
Planning District XII	7519995105	Designated	Geographical Area	7	1	11	3/14/2006
Henry			Single County				
<b>091 - Highland County</b>							
Highland Medical Center	7519995164	Designated	Comprehensive Health Center			9	9/30/2003
<b>670 - Hopewell City</b>							
Planning District XIX	7519995111	Designated	Geographical Area	4	2	14	1/13/2004
Hopewell City			Single County				
<b>093 - Isle of Wight County</b>							
Western Tidewater Mental Health Catchment Area	7519995168	Designated	Geographical Area	4	1	13	12/19/2007
Isle of Wight			Single County				
<b>097 - King and Queen County</b>							
Middle Peninsula/Northern Neck Mental Health Catchment Area	7519995102	Designated	Geographical Area	2	3	15	5/26/2005
King and Queen			Single County				
<b>101 - King William County</b>							
Middle Peninsula/Northern Neck Mental Health Catchment Area	7519995102	Designated	Geographical Area	2	3	15	5/26/2005
King William			Single County				
<b>103 - Lancaster County</b>							
Middle Peninsula/Northern Neck Mental Health Catchment Area	7519995102	Designated	Geographical Area	2	3	15	5/26/2005
Lancaster			Single County				
<b>105 - Lee County</b>							
Lenowisco	7519995112	Designated	Geographical Area	2	1	17	6/1/2006
Lee			Single County				
Stone Mountain Health Services	7519995119	Designated	Comprehensive Health Center			9	5/14/2003
<b>107 - Loudoun County</b>							
Loudoun Community Health Center	7519995175	Designated	Federally Qualified Health Center			0	4/25/2008
<b>111 - Lunenburg County</b>							
Crossroads Mental Health Catchment Area 9	7519995106	Designated	Geographical Area	1	2	14	6/1/2006
Lunenburg			Single County				
Lunenburg Correctional Center	7519995131	Designated	Correctional Facility	0	0	15	1/11/2008
Lunenburg Medical Center	7519995157	Designated	Comprehensive Health Center			7	10/26/2002
Southern Dominion Health Systems, Inc.	7519995173	Designated	Comprehensive Health Center			0	1/7/1985
<b>680 - Lynchburg City</b>							
Johnson Health Center	7519995160	Designated	Comprehensive Health Center			5	10/26/2002

HPSA Name	ID	Status	Type	FTE	# Short	Score	Last Updated
<b>690 - Martinsville City</b>							
<b>Planning District XII</b>	7519995105	Designated	Geographical Area	7	1	11	3/14/2006
Martinsville City			Single County				
<b>Martinsville Heanry County Coalition for</b>	7519995174	Designated	Comprehensive Health Center			0	9/1/2007
<b>115 - Mathews County</b>							
<b>Middle Peninsula/Northern Neck Mental Health Catchment Area</b>	7519995102	Designated	Geographical Area	2	3	15	5/26/2005
Mathews			Single County				
<b>117 - Mecklenburg County</b>							
<b>Southside Planning District</b>	7519995107	Designated	Geographical Area	12	0	17	7/11/2003
Mecklenburg			Single County				
<b>Mecklenburg Correctional Center</b>	7519995132	Designated	Correctional Facility	0	0	15	1/11/2008
<b>Boydton Community Health</b>	7519995156	Designated	Comprehensive Health Center			10	10/26/2002
<b>Baskerville Correctional Facility</b>	7519995169	Designated	Correctional Facility	0	0	15	1/11/2008
<b>119 - Middlesex County</b>							
<b>Middle Peninsula/Northern Neck Mental Health Catchment Area</b>	7519995102	Designated	Geographical Area	2	3	15	5/26/2005
Middlesex			Single County				
<b>121 - Montgomery County</b>							
<b>New River Vally Mental Health Catchment Area 25</b>	7519995113	Designated	Geographical Area	3	3	14	3/2/2006
Montgomery			Single County				
<b>125 - Nelson County</b>							
<b>Blue Ridge Medical Center</b>	7519995154	Designated	Comprehensive Health Center			7	10/26/2002
<b>700 - Newport News City</b>							
<b>Peninsula Institute for Community Health</b>	7519995150	Designated	Comprehensive Health Center			8	10/26/2002
<b>710 - Norfolk City</b>							
<b>South Norfolk (Planning District 20)</b>	7519995163	Designated	Geographical Area	0	1	18	9/7/2006
C.T. 0050.00			Census Tract				
C.T. 0051.00			Census Tract				
C.T. 0052.00			Census Tract				
C.T. 0053.00			Census Tract				
<b>131 - Northampton County</b>							
<b>Eastern Shore Mental Health Catchment Area 14</b>	7519995101	Designated	Geographical Area	2	0	17	5/26/2005
Northampton			Single County				
<b>Eastern Shore Rural Health</b>	7519995144	Designated	Comprehensive Health Center			9	10/26/2002
<b>133 - Northumberland County</b>							
<b>Middle Peninsula/Northern Neck Mental Health Catchment Area</b>	7519995102	Designated	Geographical Area	2	3	15	5/26/2005
Northumberland			Single County				
<b>720 - Norton City</b>							



HPSA Name	ID	Status	Type	FTE	# Short	Score	Last Updated
<b>Lenowisco</b>	7519995112	Designated	Geographical Area	2	1	17	6/1/2006
Norton City			Single County				
<b>135 - Nottoway County</b>							
<b>Crossroads Mental Health Catchment Area 9</b>	7519995106	Designated	Geographical Area	1	2	14	6/1/2006
Nottoway			Single County				
<b>139 - Page County</b>							
<b>Northwest Mental Health Catchmnt Area 27</b>	7519995162	Designated	Geographical Area	6	1	13	6/19/2006
Page			Single County				
<b>141 - Patrick County</b>							
<b>Planning District XII</b>	7519995105	Designated	Geographical Area	7	1	11	3/14/2006
Patrick			Single County				
<b>730 - Petersburg City</b>							
<b>Planning District XIX</b>	7519995111	Designated	Geographical Area	4	2	14	1/13/2004
Petersburg City			Single County				
<b>143 - Pittsylvania County</b>							
<b>Planning District XII</b>	7519995105	Designated	Geographical Area	7	1	11	3/14/2006
Pittsylvania			Single County				
<b>Piedmont Access to Health Services (Path)</b>	7519995166	Designated	Comprehensive Health Center			11	12/1/2004
<b>740 - Portsmouth City</b>							
<b>Portsmouth Community Health</b>	7519995155	Designated	Comprehensive Health Center			4	10/26/2002
<b>145 - Powhatan County</b>							
<b>Deep Meadow Correctional Center</b>	7519995128	Designated	Correctional Facility	0	0	9	1/11/2008
<b>147 - Prince Edward County</b>							
<b>Crossroads Mental Health Catchment Area 9</b>	7519995106	Designated	Geographical Area	1	2	14	6/1/2006
Prince Edward			Single County				
<b>149 - Prince George County</b>							
<b>Planning District XIX</b>	7519995111	Designated	Geographical Area	4	2	14	1/13/2004
Prince George			Single County				
<b>155 - Pulaski County</b>							
<b>New River Vally Mental Health Catchment Area 25</b>	7519995113	Designated	Geographical Area	3	3	14	3/2/2006
Pulaski			Single County				
<b>Pulaski Correctional Center</b>	7519995171	Designated	Correctional Facility	0	0	15	1/11/2008
<b>750 - Radford City</b>							
<b>New River Vally Mental Health Catchment Area 25</b>	7519995113	Designated	Geographical Area	3	3	14	3/2/2006
Radford City			Single County				
<b>760 - Richmond City</b>							
<b>Homeless Population - Richmond City</b>	7519995115	Designated	Population Group	0	0	15	12/2/2005
C.T. 0109.00			Census Tract				
C.T. 0110.00			Census Tract				

HPSA Name	ID	Status	Type	FTE	# Short	Score	Last Updated
C.T. 0201.00			Census Tract				
C.T. 0204.00			Census Tract				
C.T. 0205.00			Census Tract				
C.T. 0206.00			Census Tract				
C.T. 0207.00			Census Tract				
C.T. 0208.00			Census Tract				
C.T. 0301.00			Census Tract				
C.T. 0302.00			Census Tract				
C.T. 0305.00			Census Tract				
C.T. 0403.00			Census Tract				
C.T. 0404.00			Census Tract				
C.T. 0405.00			Census Tract				
C.T. 0406.00			Census Tract				
C.T. 0407.00			Census Tract				
<b>Vernon J. Harris East End Community Health Center</b>	7519995143	Designated	Comprehensive Health Center			4	10/26/2002
<b>Daily Planet</b>	7519995146	Designated	Comprehensive Health Center			6	10/26/2002
<b>159 - Richmond County</b>							
<b>Middle Peninsula/Northern Neck Mental Health Catchment Area</b>	7519995102	Designated	Geographical Area	2	3	15	5/26/2005
Richmond			Single County				
<b>Haynesville Correctional Center</b>	7519995135	Designated	Correctional Facility	0	0	15	1/11/2008
<b>770 - Roanoke City</b>							
<b>Kuumba Community Health</b>	7519995158	Designated	Comprehensive Health Center			11	10/26/2002
<b>167 - Russell County</b>							
<b>Planning District II</b>	7519995103	Designated	Geographical Area	3	0	15	5/14/2004
Russell			Single County				
<b>169 - Scott County</b>							
<b>Lenowisco</b>	7519995112	Designated	Geographical Area	2	1	17	6/1/2006
Scott			Single County				
<b>Clinch River Health Services</b>	7519995145	Designated	Comprehensive Health Center			12	10/26/2002
<b>171 - Shenandoah County</b>							
<b>Northwest Mental Health Catchmnt Area 27</b>	7519995162	Designated	Geographical Area	6	1	13	6/19/2006
Shenandoah			Single County				
<b>173 - Smyth County</b>							
<b>Mount Rogers Mental Health Catchment Area 24</b>	7519995104	Designated	Geographical Area	4	0	15	5/26/2005
Smyth			Single County				
<b>Marion Correctional Treatment Center</b>	7519995108	Designated	State Mental Hospital	2	0	8	12/18/2007
<b>Southwest Virginia Community Health Services</b>	7519995148	Designated	Comprehensive Health Center			7	10/26/2002
<b>175 - Southampton County</b>							
<b>Southampton Correctional Center</b>	7519995124	Designated	Correctional Facility	0	0	15	1/11/2008
<b>Deerfield Correctional Center</b>	7519995137	Designated	Correctional Facility	0	0	9	1/11/2008

HPSA Name	ID	Status	Type	FTE	# Short	Score	Last Updated
<b>Horizon Health Services</b>	7519995152	Designated	Comprehensive Health Center			5	10/26/2002
<b>Western Tidewater Mental Health Catchment Area</b>	7519995168	Designated	Geographical Area	4	1	13	12/19/2007
Southampton			Single County				
<b>800 - Suffolk City</b>							
<b>Western Tidewater Mental Health Catchment Area</b>	7519995168	Designated	Geographical Area	4	1	13	12/19/2007
Suffolk City			Single County				
<b>181 - Surry County</b>							
<b>Planning District XIX</b>	7519995111	Designated	Geographical Area	4	2	14	1/13/2004
Surry			Single County				
<b>183 - Sussex County</b>							
<b>Planning District XIX</b>	7519995111	Designated	Geographical Area	4	2	14	1/13/2004
Sussex			Single County				
<b>Sussex II State Prison</b>	7519995122	Designated	Correctional Facility	0	0	15	1/11/2008
<b>Sussex I State Prison</b>	7519995123	Designated	Correctional Facility	0	0	15	1/11/2008
<b>Stony Creek Community Health Center</b>	7519995147	Designated	Comprehensive Health Center			8	10/26/2002
<b>185 - Tazewell County</b>							
<b>Planning District II</b>	7519995103	Designated	Geographical Area	3	0	15	5/14/2004
Tazewell			Single County				
<b>187 - Warren County</b>							
<b>Northwest Mental Health Catchmnt Area 27</b>	7519995162	Designated	Geographical Area	6	1	13	6/19/2006
Warren			Single County				
<b>191 - Washington County</b>							
<b>Highlands Mental Health Catchment Area</b>	7519995167	Designated	Geographical Area	1	1	14	8/9/2007
Washington			Single County				
<b>193 - Westmoreland County</b>							
<b>Middle Peninsula/Northern Neck Mental Health Catchment Area</b>	7519995102	Designated	Geographical Area	2	3	15	5/26/2005
Westmoreland			Single County				
<b>840 - Winchester City</b>							
<b>Northwest Mental Health Catchmnt Area 27</b>	7519995162	Designated	Geographical Area	6	1	13	6/19/2006
Winchester City			Single County				
<b>195 - Wise County</b>							
<b>Lenowisco</b>	7519995112	Designated	Geographical Area	2	1	17	6/1/2006
Wise			Single County				
<b>Red Onion State Prison</b>	7519995129	Designated	Correctional Facility	0	0	9	1/11/2008
<b>Wallens Ridge State Prison</b>	7519995134	Designated	Correctional Facility	0	0	15	1/11/2008
<b>197 - Wythe County</b>							
<b>Mount Rogers Mental Health Catchment Area 24</b>	7519995104	Designated	Geographical Area	4	0	15	5/26/2005
Wythe			Single County				



## Appendix E: MUA/MUP Designations

Name	ID#	Type	Score	Designation Date	Update Date
<b>Accomack County</b>					
<b>Accomack Service Area</b>	3569	MUA	60.7	11/1/1978	7/24/2008
<b>Albemarle County</b>					
<b>Albermarle Service Area</b>	3645	MUA	58.9	5/18/1984	5/12/1994
CT 0113.00					
CT 0114.00					
<b>Alleghany County</b>					
<b>Boling Spring Division</b>	3654	MUA	61.4	5/12/1994	
MCD (90424) Boiling Spring district					
<b>Amelia County</b>					
<b>Amelia Service Area</b>	3570	MUA	46.4	11/1/1978	
<b>Amherst County</b>					
<b>Amherst Service Area</b>	3571	MUA	51.9	11/1/1978	
<b>Appomattox County</b>					
<b>Appomattox Service Area</b>	3572	MUA	53.9	11/1/1978	
<b>Arlington County</b>					
<b>Low Inc - Arlandria</b>	7284	GOV MUP	0	12/9/2002	
CT 1038.00					
<b>Bath County</b>					
<b>Highland Service Area</b>	3744	MUA	58.6	6/7/1993	
MCD (96239) Warm Springs district					
MCD (96399) Williamsville district					
<b>Bland County</b>					
<b>Bland Service Area</b>	3573	MUA	44.9	11/1/1978	
<b>Botetourt County</b>					
<b>Botetourt Service Area</b>	3574	MUA	57.1	11/1/1978	
<b>Brunswick County</b>					
<b>Brunswick Service Area</b>	3575	MUA	57.8	11/1/1978	7/28/2008
<b>Buchanan County</b>					
<b>Buchanan Service Area</b>	3576	MUA	38.2	11/1/1978	
<b>Buckingham County</b>					
<b>Buckingham Service Area</b>	3577	MUA	49.8	11/1/1978	
<b>Caroline County</b>					
<b>Caroline Service Area</b>	3578	MUA	43.8	11/1/1978	
<b>Carroll County</b>					
<b>Carroll Service Area</b>	3579	MUA	42.9	11/1/1978	
<b>Charles City County</b>					
<b>Charles City Service Area</b>	3580	MUA	37.9	11/1/1978	
<b>Charlotte County</b>					
<b>Charlotte Service Area</b>	3581	MUA	48.1	11/1/1978	
<b>Chesterfield County</b>					
<b>Chesterfield Service Area</b>	3655	MUA	58.8	5/12/1994	

Name	ID#	Type	Score	Designation Date	Update Date
CT 1010.04					
CT 1010.07					
<b>Clarke County</b>					
<b>Clarke Service Area</b>	3582	MUA	48	11/1/1978	
<b>Craig County</b>					
<b>Craig County</b>	3583	MUA	56.2	11/1/1978	4/7/2008
<b>Culpeper County</b>					
<b>Cedar Mountain Division Service Area</b>	3642	MUA	42.3	5/12/1994	
MCD (90680) Cedar Mountain district					
MCD (94079) Jefferson district					
<b>Cumberland County</b>					
<b>Cumberland Service Area</b>	3584	MUA	48.1	11/1/1978	
<b>Dickenson County</b>					
<b>Dickenson Service Area</b>	3585	MUA	34.6	11/1/1978	
<b>Dinwiddie County</b>					
<b>Dinwiddie Service Area</b>	3586	MUA	60.3	2/25/1988	
<b>Essex County</b>					
<b>Essex Service Area</b>	3587	MUA	56.7	11/1/1978	
<b>Fauquier County</b>					
<b>Lee Division Service Area</b>	3643	MUA	42.6	5/12/1994	
MCD (94215) Lee district					
MCD (94511) Marshall district					
<b>Floyd County</b>					
<b>Floyd Service Area</b>	3588	MUA	59.7	11/1/1978	
<b>Fluvanna County</b>					
<b>Fluvanna Service Area</b>	3589	MUA	56.2	11/1/1978	
<b>Franklin County</b>					
<b>Franklin Service Area</b>	3590	MUA	50.3	11/1/1978	
<b>Giles County</b>					
<b>Giles Service Area</b>	3591	MUA	56.9	11/1/1978	
<b>Gloucester County</b>					
<b>Petsworth Division</b>	3656	MUA	61.4	5/12/1994	
MCD (95047) Petsworth district					
<b>Goochland County</b>					
<b>Goochland Service Area</b>	3592	MUA	48.3	11/1/1978	
<b>Grayson County</b>					
<b>Wilson Creek Division</b>	3657	MUA	48.3	5/12/1994	
MCD (96423) Wilson Creek district					
<b>Greene County</b>					
<b>Greene Service Area</b>	7044	MUA	48.8	11/1/1978	
<b>Greenville County</b>					
<b>Greenfield Service Area</b>	3593	MUA	42.7	11/1/1978	
<b>Halifax County</b>					
<b>Halifax Service Area</b>	7045	MUA	54.1	11/1/1978	

Name	ID#	Type	Score	Designation Date	Update Date
<b>Henrico County</b>					
<b>Henrico County--Census Tracts</b>	7620	MUA	55	2/21/2008	
CT 2008.04					
CT 2008.05					
<b>Henry County</b>					
<b>Henry County/Martinsville City</b>	7060	MUP	61.6	5/12/1999	
<b>Highland County</b>					
<b>Highland Service Area</b>	3744	MUA	58.6	6/7/1993	
<b>Isle of Wight County</b>					
<b>Isle Of Wight Service Area</b>	3595	MUA	42.9	11/1/1978	
<b>James City County</b>					
<b>Low Inc - Williamsburg Service Area</b>	3596	MUP	49.6	4/25/1994	
CT 0801.01					
CT 0801.02					
CT 0802.02					
CT 0803.01					
CT 0804.01					
<b>King and Queen County</b>					
<b>King And Queen County</b>	3597	MUA	61.7	11/1/1978	4/7/2008
<b>King George County</b>					
<b>King George Service Area</b>	3598	MUA	60.1	11/1/1978	
<b>King William County</b>					
<b>King William Service Area</b>	3599	MUA	56.6	11/1/1978	
<b>Lancaster County</b>					
<b>Mantua/White Chapel Service Area</b>	3638	MUA	44.2	10/28/1993	1/31/1994
MCD (94487) Mantua district					
MCD (96351) White Chapel district					
<b>Lancaster</b>	7671	MUA	55.4	7/28/2008	
<b>Lee County</b>					
<b>Lee Service Area</b>	3600	MUA	44.8	11/1/1978	
<b>Loudoun County</b>					
<b>Loudoun Service Area</b>	3658	MUA	61.2	5/12/1994	
CT 6108.00					
CT 6109.00					
CT 6110.07					
<b>Louisa County</b>					
<b>Louisa Service Area</b>	3601	MUA	47.5	11/1/1978	
<b>Lunenburg County</b>					
<b>Lunenburg Service Area</b>	3602	MUA	51.2	11/1/1978	8/5/2008
<b>Madison County</b>					
<b>Madison Service Area</b>	3603	MUA	55	11/1/1978	
<b>Mathews County</b>					
<b>Mathews</b>	3604	MUA	57.9	11/1/1978	5/9/2007
<b>Mecklenburg County</b>					

Name	ID#	Type	Score	Designation Date	Update Date
<b>Mecklenburg Service Area</b>	3605	MUA	59.9	11/1/1978	4/11/2008
<b>Middlesex County</b>					
<b>Middlesex Service Area</b>	3607	MUA	41.9	11/1/1978	
<b>Montgomery County</b>					
<b>Montgomery County</b>	7658	MUA	60.1	4/11/2008	
MCD (92723) District A-91					
MCD (93223) District F-91					
MCD (93323) District G-91					
<b>Nelson County</b>					
<b>Nelson Service Area</b>	3608	MUA	52.4	11/1/1978	
<b>New Kent County</b>					
<b>New Kent Service Area</b>	3609	MUA	53.2	11/1/1978	
<b>Northampton County</b>					
<b>Northampton Service Area</b>	3610	MUA	37.8	11/1/1978	
<b>Northumberland County</b>					
<b>Northumberland Service Area</b>	3611	MUA	58.2	11/1/1978	4/11/2008
<b>Nottoway County</b>					
<b>Nottoway Service Area</b>	3612	MUA	52.9	11/1/1978	4/11/2008
<b>Orange County</b>					
<b>Orange Service Area</b>	7046	MUA	58.5	11/1/1978	
<b>Page County</b>					
<b>Page Service Area</b>	3613	MUA	52.9	11/1/1978	
<b>Patrick County</b>					
<b>Patrick Service Area</b>	3614	MUA	57.9	11/1/1978	
<b>Pittsylvania County</b>					
<b>Low Inc - Danville Service Area</b>	3616	MUP	58.2	12/4/1997	
CT 0108.00					
CT 0109.00					
CT 0110.00					
CT 0111.00					
CT 0112.00					
CT 0113.00					
CT 0114.00					
<b>Powhatan County</b>					
<b>Powhatan Service Area</b>	3617	MUA	59.4	11/1/1978	
<b>Prince Edward County</b>					
<b>Prince Edward Service Area</b>	3618	MUA	47.3	11/1/1978	
<b>Pulaski County</b>					
<b>Draper Service Area</b>	3659	MUA	58.4	5/12/1994	
MCD (93399) Draper district					
<b>Rappahannock County</b>					
<b>Rappahannock Service Area</b>	3619	MUA	31.1	11/1/1978	
<b>Richmond County</b>					
<b>Richmond County Service Area</b>	3620	MUA	60.5	11/1/1978	7/28/2008



Name	ID#	Type	Score	Designation Date	Update Date
<b>Russell County</b>					
<b>Russell Service Area</b>	3621	MUA	50.8	11/1/1978	
<b>Scott County</b>					
<b>Scott Service Area</b>	3622	MUA	50.8	11/1/1978	
<b>Smyth County</b>					
<b>Chilhowie Division Service Area</b>	3640	MUA	58.6	3/11/1982	5/4/1994
MCD (90832) Chilhowie district					
MCD (94895) North Fork district					
MCD (95551) Saltville district					
<b>Rye Valley Service Area</b>	3660	MUA	0	5/12/1994	
MCD (95511) Rye Valley district					
<b>Southampton County</b>					
<b>Southampton Service Area</b>	3623	MUA	54.6	11/1/1978	
<b>Spotsylvania County</b>					
<b>Livingston Service Area</b>	3661	MUA	58.5	5/12/1994	
MCD (94311) Livingston district					
<b>Stafford County</b>					
<b>Stafford Service Area</b>	3624	MUA	58.7	11/1/1978	
<b>Surry County</b>					
<b>Surry Service Area</b>	3625	MUA	39.1	11/1/1978	
<b>Sussex County</b>					
<b>Sussex Service Area</b>	3626	MUA	46.3	11/1/1978	
<b>Tazewell County</b>					
<b>Tazewell Service Area</b>	3627	MUA	57.5	11/1/1978	
<b>Washington County</b>					
<b>Washington Service Area</b>	3628	MUA	56.1	11/1/1978	
<b>Westmoreland County</b>					
<b>Westmoreland Service Area</b>	3629	MUA	49	11/1/1978	4/11/2008
<b>Wise County</b>					
<b>Appalachia Service Area</b>	7472	MUA	52.6	4/20/2005	
CT 9911.00					
<b>Coeburn/ St. Paul Service Area</b>	7545	MUA	61.1	9/18/2006	
CT 9915.00					
CT 9916.00					
CT 9917.00					
<b>Wythe County</b>					
<b>Speedwell Division</b>	3662	MUA	0	5/12/1994	
MCD (95823) Speedwell district					
<b>York County</b>					
<b>Low Inc - Williamsburg Service Area</b>	3596	MUP	49.6	4/25/1994	
CT 0507.00					
CT 0508.00					
<b>York Service Area</b>	3663	MUA	52.4	6/28/1994	
CT 0505.00					

Name	ID#	Type	Score	Designation Date	Update Date
<b>Alexandria City</b>					
Low Inc - Arlandria	7284	GOV MUP	0	12/9/2002	
CT 2012.03					
<b>Bristol City</b>					
Bristol City	7624	MUA	57.5	2/21/2008	
<b>Charlottesville City</b>					
Charlottesville	7666	MUA	50.8	6/16/2008	
CT 0004.01					
CT 0005.01					
<b>Chesapeake City</b>					
Chesapeake City Service Area	3631	MUA	57	11/1/1978	
Chesapeake City North	7672	MUA	59.2	7/28/2008	
CT 0201.00					
CT 0202.00					
CT 0203.00					
CT 0204.00					
CT 0205.01					
CT 0205.02					
CT 0206.00					
CT 0207.00					
CT 0209.03					
<b>Danville City</b>					
Danville City Service Area	3632	MUA	58.2	12/4/1997	
<b>Emporia City</b>					
Emporia City Service Area	3925	MUA	48.4	11/1/1978	
<b>Franklin City</b>					
Franklin City Service Area	3634	MUA	59.2	11/1/1978	
<b>Fredericksburg City</b>					
Fredericksburg Ct 4	7621	MUA	56.8	2/21/2008	
CT 0004.00					
<b>Hampton City</b>					
Hampton City Service Area	3651	MUA	55.1	5/12/1994	
CT 0105.01					
CT 0106.01					
CT 0106.02					
CT 0109.00					
CT 0113.00					
CT 0114.00					
CT 0116.00					
Hampton City/Newport News City Service Area	7670	MUA	59.5	7/28/2008	
CT 0104.00					
CT 0105.01					
CT 0105.02					
CT 0106.01					
CT 0106.02					

Name	ID#	Type	Score	Designation Date	Update Date
CT 0107.01					
CT 0109.00					
CT 0113.00					
CT 0114.00					
CT 0116.00					
CT 0118.00					
CT 0119.00					
CT 0120.00					
<b>Harrisonburg City</b>					
<b>Harrisonburg</b>	7580	MUP	56.2	5/9/2007	
<b>Lynchburg City</b>					
<b>Lynchburg City Service Area</b>	3650	MUA	58.25	5/12/1994	
CT 0005.00					
CT 0006.00					
<b>Martinsville City</b>					
<b>Martinsville</b>	7622	MUA	45.4	2/21/2008	
CT 0002.00					
CT 0004.00					
<b>Newport News City</b>					
<b>Newport News City Service Area</b>	3641	MUA	46.14	5/4/1994	
CT 0301.00					
CT 0303.00					
CT 0304.00					
CT 0305.00					
CT 0306.00					
CT 0308.00					
CT 0309.00					
CT 0313.00					
CT 0314.00					
<b>Low Inc - Newport News Service Area</b>	7047	MUP	61.8	5/29/1997	
CT 0320.04					
CT 0322.12					
CT 0322.21					
CT 0322.22					
<b>Hampton City/Newport News City Service Area</b>	7670	MUA	59.5	7/28/2008	
CT 0301.00					
CT 0303.00					
CT 0304.00					
CT 0305.00					
CT 0306.00					
CT 0308.00					
CT 0309.00					
CT 0311.00					
CT 0312.00					
CT 0313.00					
<b>Norfolk City</b>					

Name	ID#	Type	Score	Designation Date	Update Date
<b>Norfolk City Service Area</b>	3646	MUA	51.34	5/12/1994	
CT 0025.00					
CT 0026.00					
CT 0029.00					
CT 0035.01					
CT 0035.02					
CT 0036.00					
CT 0037.00					
CT 0040.01					
CT 0040.02					
CT 0041.00					
CT 0042.00					
CT 0043.00					
CT 0044.00					
<b>Norfolk City Service Area</b>	3647	MUA	50.34	5/12/1994	
CT 0046.00					
CT 0047.00					
CT 0048.00					
CT 0052.00					
CT 0053.00					
<b>Norfolk Central</b>	7667	MUA	58.6	6/24/2008	
CT 0014.00					
CT 0057.01					
CT 0057.02					
CT 0058.00					
CT 0059.01					
<b>Petersburg City</b>					
<b>Petersburg City Service Area</b>	3635	MUA	59.4	11/1/1978	
<b>Portsmouth City</b>					
<b>Portsmouth City Service Area</b>	3653	MUA	53.7	5/12/1994	
CT 2102.00					
CT 2104.00					
CT 2106.00					
CT 2107.00					
CT 2109.00					
CT 2111.00					
CT 2114.00					
CT 2118.00					
CT 2119.00					
CT 2120.00					
CT 2121.00					
<b>Radford City</b>					
<b>Radford City</b>	7623	MUA	49	2/21/2008	
CT 0101.00					
<b>Richmond City</b>					
<b>Richmond City Service Area</b>	3648	MUA	57.09	5/12/1994	

Name	ID#	Type	Score	Designation Date	Update Date
CT 0102.00					
CT 0104.00					
CT 0201.00					
CT 0202.00					
CT 0205.00					
CT 0207.00					
CT 0301.00					
CT 0302.00					
CT 0305.00					
CT 0402.00					
CT 0404.00					
CT 0503.00					
CT 0601.00					
CT 0603.00					
<b>Roanoke City</b>					
<b>Roanoke City Service Area</b>	3649	MUA	54.2	8/25/2003	
CT 0013.00					
CT 0014.00					
<b>Northwest Roanoke City Service Area</b>	5005	MUA	55.2	11/5/1998	
CT 0001.00					
CT 0002.00					
CT 0007.00					
CT 0008.00					
CT 0009.00					
CT 0010.00					
CT 0023.00					
<b>Suffolk City</b>					
<b>Suffolk City Service Area</b>	3637	MUA	53.1	11/1/1978	
<b>Virginia Beach City</b>					
<b>Virginia Beach City Service Area</b>	3652	MUA	58.3	5/12/1994	
CT 0442.00					
CT 0448.06					
CT 0464.00					
<b>Virginia Beach Census Tracts</b>	7654	MUA	58.3	4/7/2008	
CT 0442.00					
CT 0448.06					
<b>Williamsburg City</b>					
<b>Low Inc - Williamsburg Service Area</b>	3596	MUP	49.6	4/25/1994	
CT 3701.00					
CT 3702.00					
CT 3703.00					