

LEGAL SERVICES CORPORATION OF VIRGINIA

*REPORT TO THE COMMONWEALTH
AND THE GENERAL ASSEMBLY
FY 2008-2009*



*LEGAL SERVICES CORPORATION OF VIRGINIA
700 E. MAIN STREET, SUITE 1504
RICHMOND, VA 23219
804-782-9438
804-648-3917 (FAX)*

*LEGAL INFORMATION AND PROGRAM DESCRIPTIONS
ON THE WEB AT WWW.VALEGAL.AID.ORG*

LEGAL SERVICES CORPORATION OF VIRGINIA

BOARD OF DIRECTORS


FY 08-09

STEVEN D. ROSENTHAL (*RICHMOND*), *PRESIDENT*
DALE W. PITTMAN (*PETERSBURG*), *VICE PRESIDENT*
JACK L. HARRIS (*RICHMOND*), *SECRETARY-TREASURER*
WILLIAM L. LUKHARD (*MANAKIN*), *IMMEDIATE PAST PRESIDENT*
LINDA BERRY (*RICHMOND*)
JAMES FERGUSON (*FALLS CHURCH*)
JUDITH BUDD (*BOWLING GREEN*)
LUIS PEREZ (*FALLS CHURCH*)
MARK RUBIN (*RICHMOND*)
BOSLEY CROWTHER (*PALMYRA*)
RITA DAVIS (*RICHMOND*)
KAREN GOULD (*RICHMOND*)
JOHN P. ELLIS (*ARLINGTON*)
MICHAEL HERRING (*RICHMOND*)
LARRY HARLEY (*MARION*)
TERRI LYNCH (*ARLINGTON*)
JANET JAMES (*RICHMOND*)
DEBRA GRANT (*VIRGINIA BEACH*)
JOHN WHITFIELD (*STAUNTON*)
JOSEPH SPRUILL, III (*RICHMOND*)
RENAE PATRICK (*HARRISONBURG*)

MANAGEMENT TEAM

MARK BRALEY, *EXECUTIVE DIRECTOR*
BARBARA WILLIAMS, *ADMINISTRATOR*
CAROLYN LAWRENCE, *IOLTA COORDINATOR*
VANESSA NIXON, *EXECUTIVE SECRETARY*

*THIS REPORT WAS PRODUCED FOR
THE LEGAL SERVICES CORPORATION OF VIRGINIA
BY THE RESOURCE FOR GREAT PROGRAMS, INC.
WWW.GREATPROGRAMS.ORG*



EXECUTIVE SUMMARY

IN 2008-09, THE NETWORK OF VIRGINIA LEGAL AID PROGRAMS PRODUCED RESULTS THAT TOUCHED EVERYONE IN VIRGINIA.

More than 92,200 low-income Virginians were directly benefited.

The civil legal aid programs funded by LSCV enabled low-income Virginians to address critical legal issues directly affecting their families, homes, income, jobs and access to vital services such as education and health care.

LSCV distributed \$11.6 million to legal aid programs.

In FY 2008-09, LSCV provided grants to a statewide network of non-profit organizations including nine regional legal aid programs and a statewide support center. Collectively these programs served every community in Virginia via 38 offices located strategically throughout the state.

This funding came from the Virginia General Assembly in the form of general revenue and special filing fee appropriations, and from the Virginia "IOLTA" (Interest On Lawyers' Trust Accounts) program that LSCV began administering in 1995.

The state and IOLTA dollars distributed by LSCV leveraged additional millions from other sources.

LSCV-funded legal aid programs received an additional \$14.1 million from a variety of sources including the federal Legal Services Corporation, local

governments, foundation grants, bar associations and community fundraising efforts.

The results achieved by LSCV-funded programs helped everyone in Virginia.

■ **\$67 million in economic benefits.**

The work of legal aid advocates brought millions of federal dollars into Virginia that would otherwise have been lost to local economies. These dollars provided 1,375 jobs and, with additional savings from avoidance of such costly social problems as homelessness, yielded a net return of \$2.62 for every dollar invested.

■ **Family stability and safety.**

Legal aid in domestic violence cases enabled survivors to lead more productive lives, reduced crime and increased the likelihood that affected children will not become victims or perpetrators of violence in the future.

■ **Preventing homelessness.**

Through successful advocacy that prevented eviction and home foreclosure, legal aid lawyers kept families in their homes and reduced the social and economic costs of emergency shelter and other services for the homeless

FUNDING

In FY 08-09, LSCV DISTRIBUTED \$11.6 MILLION IN FUNDING FOR LEGAL AID PROGRAMS.

For more information about LSCV and its programs, please visit our Web site at: www.valegalaid.org.

IOLTA funds: \$2.3 million.

In 1995, LSCV began administering Virginia's IOLTA program after its conversion from a mandatory to an opt-out program. Although attorneys are not required to participate, LSCV's recruitment efforts have resulted in over 4,620 IOLTA accounts, as many as existed under the mandatory program. Recognizing the charitable nature of the program, participating banks have become full partners in LSCV's efforts to serve the poor, lowering service charges and fees, and sometimes paying slightly higher interest rates on IOLTA accounts than on ordinary business checking accounts. Many banks waive service charges and fees, and others charge nominal fees. As a result, LSCV's IOLTA revenue provided over 20 percent of the funds that LSCV distributed to its grantees.

State funds: \$9.3 million.

LSCV receives funding to provide civil legal services to Virginia's low-income population from the Virginia General Assembly in the form of general revenue [\$2.0 million] and special filing fee appropriations [\$7.3 million].

EXECUTIVE SUMMARY

Continued

■ **Making other institutions work better.**

Lawmakers referred constituents to legal aid for legal help. Courts relied on legal aid to help people navigate the legal system and address legal problems before they enter the court system.

■ **Empowering people to seek fair solutions through legal channels.**

In addition to representing clients, legal aid advocates reached 177,300 people through telephone-based, legal “hotlines,” pro se (self-help) programs, dissemination of legal education pamphlets, visits to legal aid web sites, and preventative legal education efforts.

These results empowered the people who used these programs to better understand and act upon their legal rights and responsibilities as tenants, parents, employees, spouses, and consumers.

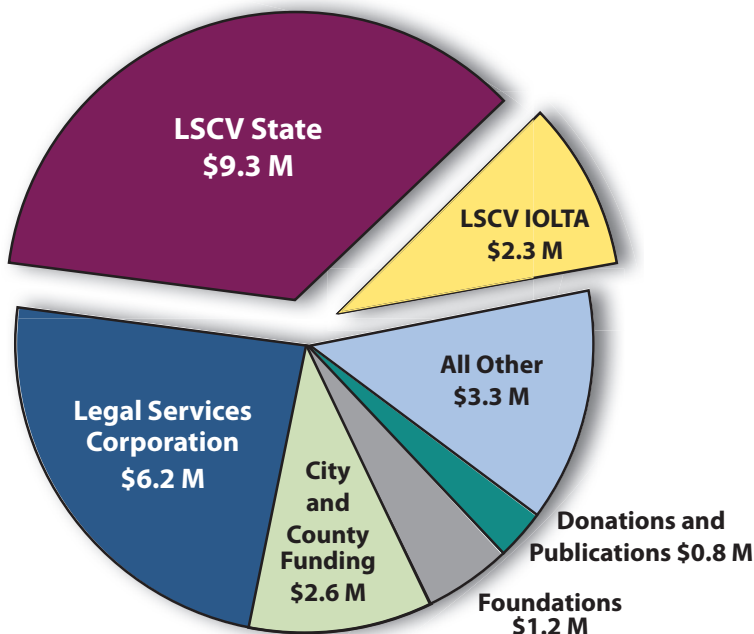
■ **Partnering with other organizations to solve community-wide problems.**

Legal aid programs worked with private law firms, the courts and more than 100 agencies across the state that served low-income Virginians. In FY 2008-09, private lawyers completed 4,040 cases for legal aid clients and contributed 12,800 hours valued at \$1.9 million through pro bono programs operated by LSCV-funded legal aid organizations.

■ **Maximizing bang for the buck.**

Virginia legal aid programs promoted high productivity and quality through participation in LSCV’s statewide evaluation and outcome measurement systems that have been in place for more than a decade. Legal aid programs participated in a statewide student loan repayment program implemented by LSCV in 2008 that fosters quality and productivity by minimizing the loss of experienced attorneys who otherwise would be forced to seek higher-paying jobs elsewhere to cover debt service on their student loans.

**FY 2008-09
LEGAL AID FUNDING
(ALL SOURCES):
\$25.8 MILLION**



THE JUSTICE GAP: *Legal aid is effective. Yet, in 2008-09, legal aid advocates could help only a fraction of those who needed it.*

Every dollar spent on legal aid for low-income Virginians in 2008-09 yielded a return to society far exceeding the investment. Yet inflation and the increase in poverty in our state have undermined our efforts to narrow the “Justice Gap.” Today’s legal aid funding, in real-dollar terms, is only 56 percent of the level it was three decades ago.

Until the resources have been found to bridge the gap between the need for legal assistance and the capacity to provide it, “Equal Justice Under the Law” will remain an empty promise for our state’s most vulnerable citizens.

INTRODUCTION

*IN FY 2008-09, THE WORK OF
LEGAL AID ADVOCATES BENEFITED
EVERY COMMUNITY IN VIRGINIA*

The statewide network of civil legal aid programs funded by LSCV provided legal assistance that enabled more than 92,200 low-income Virginians to address critical legal issues directly affecting their families, homes, income, jobs and access to vital services such as education and health care.

In FY 2008-09, LSCV provided \$11.6 million in grants to nine regional legal aid programs and a statewide support center that collectively serve every community in Virginia.

This funding came from the Virginia General Assembly in the form of general revenue and special filing fee appropriations, and from the Virginia “IOLTA” (Interest On Lawyers Trust Accounts) program that LSCV began administering in 1995.

By helping those in need, LSCV grantees helped everyone in Virginia. Legal protection from domestic violence reduced crime, allowed survivors to go back to living healthy, productive lives, and reduced the likelihood that children will become victims or perpetrators of violence in the future.

Keeping families in their homes saved tax dollars. Legal aid helped clients avoid eviction or foreclosure, not only preserving their homes but reducing the need for expensive emergency shelter and keeping children in school who without legal aid would have become homeless.

Bringing income into the state strengthened local economies.

By securing Social Security Disability Insurance benefits for disabled people who are unable to work, legal aid enabled those people to live in dignity and also brought millions of dollars into communities that would otherwise be lost to the state’s economy.

By helping their clients, LSCV-funded programs made other institutions work better.

Lawmakers referred their constituents to legal aid for legal help. Courts relied on legal aid to help people navigate the legal system, negotiated solutions that otherwise would require litigation, and screened out non-meritorious cases before they entered the court system.

Legal aid is cost-effective.

In 2008-09, every dollar of revenue for a legal aid program produced \$2.62 of measurable economic impacts and many other benefits that are not quantifiable. (See box, “Economic Impact”, on page 4). These dollars were in addition to the intangible benefits that come from providing fair solutions to critical legal problems faced by Virginians living in poverty.

THIS REPORT AT A GLANCE

Introduction	1
Direct Legal Assistance	2
Economic Impact	3
Empowerment	5
Partnerships	6
Productivity and Quality	7
The Justice Gap	8
Funding	9
Conclusion	10
Appendix A: Case Statistics and Client Demographics	11
Appendix B: Local Legal Aid Programs Funded by Legal Services Corporation of Virginia	12
Appendix C: Outcomes Produced for Clients by LSCV-Funded Programs in FY 07-08	13
Appendix D: Dollar Benefits, Breakdown by Type of Benefit	14
Appendix E: Computations and Assumptions Used in This Report	
Contact LSCV	



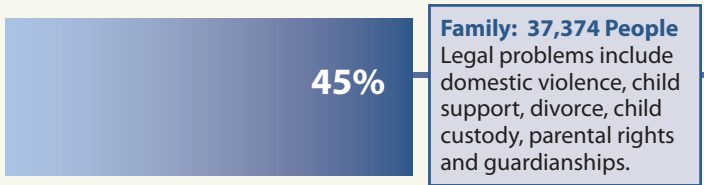
DIRECT LEGAL ASSISTANCE

IN 2008-09, LEGAL AID ADVOCATES HELPED 92,200 LOW-INCOME VIRGINIANS OBTAIN FAIR SOLUTIONS TO CRITICAL LEGAL PROBLEMS.

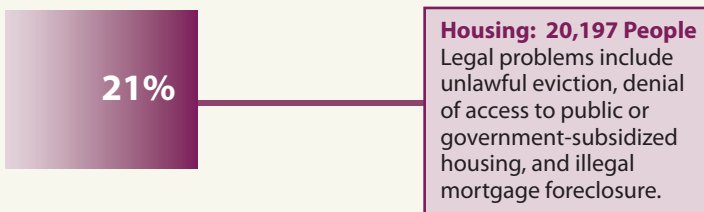
Direct legal assistance is the core service of LSCV grantees. In 2008-09, LSCV-funded legal aid advocates completed 38,600 cases, providing direct measurable benefits to 92,200 people. They provided free legal help to people who live at or near the poverty level. They performed intake and provided advice and brief legal assistance on a centralized, regional

basis with the help of sophisticated phone systems and database technology. Clients needing more in-depth assistance were referred to legal aid attorneys and paralegals working out of program offices located in cities and towns throughout the state, or to private attorneys who serve these clients on a pro bono basis.

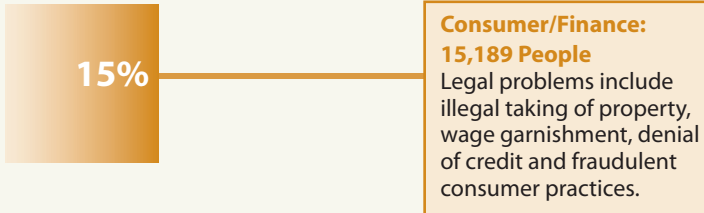
Snapshot of LSCV-Funded Legal Assistance



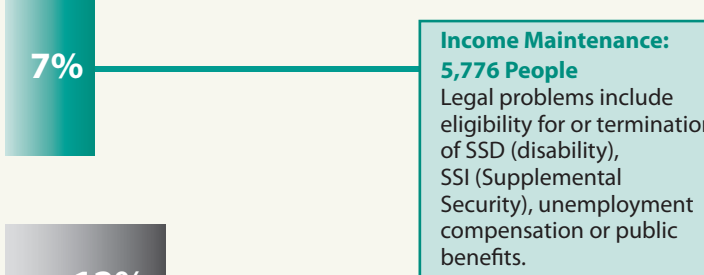
Snapshot: Client protected from violent ex-boyfriend. "Helen" came to *Central Virginia Legal Aid* when her "ex," the father of her child, threatened to kill her and her current boyfriend. Legal Aid attorneys were successful in getting an order for civil contempt and a criminal show cause issued after the ex-boyfriend violated a protective order by accosting Helen in a public place. The ex-boyfriend was required to serve jail time for the civil contempt and the client obtained another two year protective order.



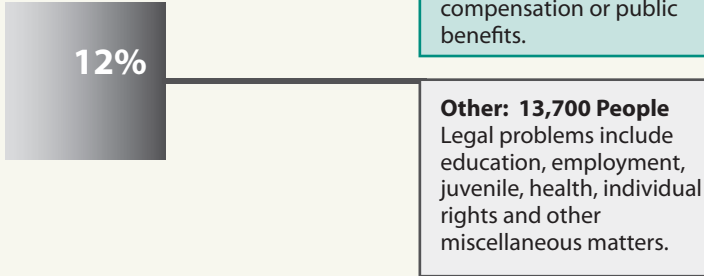
Snapshot: Family kept in its home. "Betty" came to *Legal Services of Northern Virginia* one week before she, her husband and their five children were to be evicted. The landlord had falsely told the court that there was unpaid rent and later told the client that she did not have to go to court because the matter was resolved. Her legal aid attorney succeeded in having the case dismissed, preserving this family's housing and preventing homelessness.



Snapshot: Credit card debt scavenger nailed for collection abuses. "Agnes," an 82-year old blind woman, fell victim to a thriving species of predator, a large-scale debt buying company that acquires old consumer accounts written off years ago for pennies on the dollar. Agnes came to *Roanoke Valley Legal Aid* after receiving letters and calls from a debt buyer about an old phone bill. After her legal aid lawyer threatened a federal lawsuit against the company for its blatant abuses, the debt buyer promptly settled the matter, paying damages to the victim and attorney fees to Legal Aid.



Snapshot: SSI income helps abused child get the care she needs. "Shelley" had major behavior problems; not surprising for a child who had been abandoned by her parents and then physically and emotionally abused by the aunt and uncle who had taken her in. *Southwest Virginia Legal Aid Society* worked successfully with a local Department of Social Services to help Shelly secure Supplemental Security Income so she could obtain the mental health services she needed. Thanks to these services, Shelley is now moving from a group home to a regular foster care home and a new life.

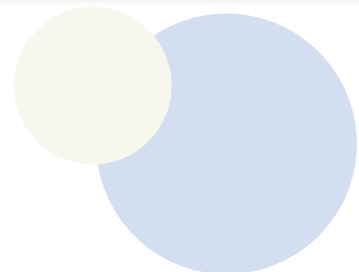
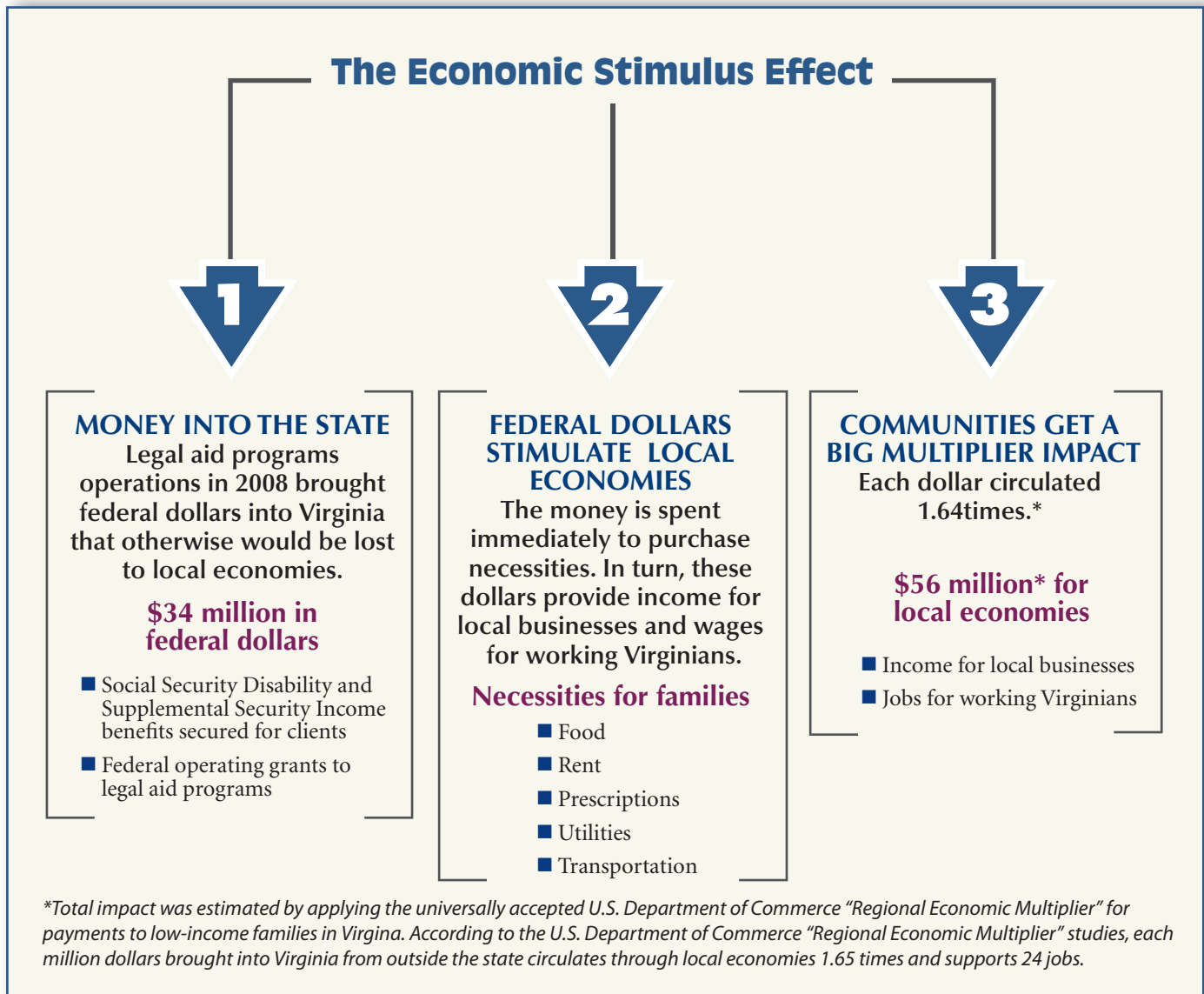


ECONOMIC IMPACT

IN 2008-09, VIRGINIA LEGAL AID PROGRAMS PRODUCED \$2.62 IN INCOME, JOBS AND COST SAVINGS FOR EVERY DOLLAR INVESTED.

Legal aid is cost-effective. In 2008, LSCV-funded legal aid programs produced \$67 million of measurable economic impacts and many other benefits that are not quantifiable. (See box, “Economic Impact”, on the next

page. These dollars are in addition to the intangible benefits that come from providing fair solutions to critical legal problems faced by Virginians living in poverty.



THE ECONOMIC IMPACT OF LEGAL AID

IN 2008-09, THE TOTAL ECONOMIC IMPACT OF LEGAL ASSISTANCE PROVIDED BY VIRGINIA LEGAL AID PROGRAMS WAS \$67 MILLION, A RETURN OF \$2.62 FOR EVERY DOLLAR OF LOCAL, STATE, AND FEDERAL FUNDS INVESTED¹.

THE IMPACTS INCLUDE:

\$56 million economic stimulus for local communities.

(See graphic, "The Economic Stimulus Effect.") Each federal dollar coming into our state as a result of legal aid's work circulates 1.65 times through local economies. The result: more sales for local businesses and 1,375 jobs for working Virginians. These dollars include:

- **\$27 million** in Social Security benefits, Supplemental Security Income and other federal benefits attained for low-income Virginia residents;
- **\$7 million** in federal operating grants for legal aid programs; and
- **\$22 million** additional multiplier (1.65 times the \$34 million total of federal funds above, minus the \$34 million).

\$11 million in other direct benefits to legal aid clients and cost savings for taxpayers. These include:

- **\$2.6 million** in child support payments for needy Virginia children and their families.
- **\$5.0 million** in other direct benefits for low-income Virginians, including unemployment compensation and judgments awarded by courts in favor of legal aid clients against landlords, employers and merchants.
- **\$1.3 million** savings in emergency shelter costs. In 2008-09, 770 low-income families (with 2,030 family members) successfully avoided homelessness thanks to the efforts of Virginia legal aid advocates. Studies show an average savings of \$11,550 per family for taxpayers.
- **\$2.1 million** savings in costs related to domestic abuse. Studies indicate an average savings of \$3,200 per family in the costs of medical care for injured victims, targeted education and counseling for affected children, police resources and incarceration of abusers.

ADDITIONAL BENEFITS

(NOT QUANTIFIED)

- Savings from crime prevention and law enforcement assistance.
- Savings from keeping children in school whose attendance would otherwise have been interrupted by homelessness and/or domestic abuse.
- Efficiencies in Virginia courts made possible by legal aid assistance to clients and self-represented litigants, such as materials and training on how to follow court procedures.
- Additional tax revenues from jobs preserved as a result of legal aid employment cases.



¹ See Appendix E for computations

EMPOWERMENT

*IN 2008-09, LEGAL AID
ADVOCATES HELPED 177,300
PEOPLE TO HELP THEMSELVES.*

In addition to providing direct legal assistance that benefited more than 92,200 people in FY 08-09, legal aid advocates helped 177,300 additional people understand and act upon their legal rights and responsibilities as tenants, parents, employees, spouses, and consumers (see statistics below).

For this, LSCV-funded programs used three powerful strategies: telephone legal “hotlines,” *pro se* (self-help) assistance, and community legal education.

TELEPHONE LEGAL “HOTLINES”:

Providing expert legal advice that can prevent small problems from becoming big ones.

Legal Services of Northern Virginia partners with the Young Lawyers Division of the Virginia Bar Association to carry-out a hotline program which consists of a rotating panel of pro bono attorneys. Pro bono attorneys on a rotational basis staff the hotline on Tuesdays and Thursdays from 1:30 p.m.–5:00 p.m. Each attorney contacts an average of 3-5 clients on a call back basis during the average afternoon. The attorneys give counsel and advice in family and housing areas. Clients are referred for an appointment with an LSNV staff attorney if additional assistance is needed and the problem is within LSNV’s priorities.

SELF-HELP ASSISTANCE:

Rappahannock Legal Services conducts *pro se* divorce clinics in each of its three office service areas each year and then supervises the filing, prosecution, and completion of the *pro se* divorces by the *pro se* clinic participants.

COMMUNITY LEGAL EDUCATION:

Informing people about their rights and responsibilities in everyday situations.

Each year, *Virginia Legal Aid Society* conducts presentations on legal topics at battered women’s shelters, subsidized and public housing sites, civic organizations, senior centers, senior meal sites, churches, United Way events, and on radio call-in shows. The Farmville office, for example, made presentations in 2008-09 to prospective Habitat for Humanity homeowners concerning predatory lending and basic consumer safety.



SUMMARY PEOPLE AND FAMILIES BENEFITED

**BRIEF LEGAL
ASSISTANCE
PROVIDED IN
2008-09**

- ▶ **26,800** from legal advice and counsel delivered via phone
- ▶ **14,800** from legal education presentations to community groups
- ▶ **5,500** from legal clinics, help desks at court and other assistance to self-represented litigants
- ▶ **125,100** from legal information disseminated in print and within program websites

PARTNERSHIPS

IN 2008-09, LSCV-FUNDED PROGRAMS COLLABORATED WITH OTHERS TO SOLVE COMMUNITY-WIDE PROBLEMS

WE WORKED WITH PARTNERS TO LEVERAGE OUR IMPACT.

Legal aid programs worked with private law firms, the courts and more than 100 agencies across the state

that serve low-income Virginians -- please see box, "Leveraging Resources: Partnerships Multiply the Impact."

LEVERAGING RESOURCES

PARTNERSHIPS MULTIPLY THE IMPACT

PRO BONO STATISTICS

In FY 2008-09, volunteer lawyers participating in LSCV-funded programs achieved the following results.

Number of cases completed	4,040
Hours contributed	12,800
Dollar value of services:	\$1.9 million

**Estimated conservatively at \$150 per hour*

► **Promoting public service by law students.** *Legal Aid Justice Center* leveraged its staff resources by hosting more than 60 clinic students through the University Of Virginia School Of Law, developing creative pro-bono projects in numerous substantive areas, and effectively recruiting and using attorney and non-attorney volunteers.

► **Expanding affordable housing.** *Rappahannock Legal Services* partnered with Bragg Hill Family Life Center, a local faith-based organization, to establish the first known Home Share non-profit program in Virginia. Home sharing matches those in need of affordable housing (renters) with those who have available space (owners) who wish to obtain income or services (e.g., elderly care) or who simply wish to make their un-needed space available to people in need as a part of their faith or through a sense of mission to their community.



PRODUCTIVITY AND QUALITY

*IN 2008-09, LEGAL AID
PROGRAMS PRODUCED MORE
BANG FOR THE BUCK.*

LEGAL AID PROGRAMS USE THEIR FUNDS WISELY.

Because funds are so limited, LSCV-funded programs strive continually to improve their efficiency and effectiveness. They apply state-of-the-art systems and standards they and their peers across America have developed over decades of legal aid practice. For example, Virginia legal aid programs apply a specialized, statewide case management software system, funded by LSCV, that enables them to share data, track intake patterns and measure the impacts of their work on behalf of their clients.

LSCV-FUNDED PROGRAMS MAXIMIZE RESULTS FOR CLIENTS.

High performance standards are demonstrated through rigorous evaluation. All grantees are reviewed

and audited annually by LSCV using data from a comprehensive, statewide reporting system implemented in 1997.

LSCV GRANTEES TRACK MEASURABLE OUTCOMES.

LSCV has been a national leader in the field of helping the legal aid organizations it funds to apply outcomes measurement systems to provide critical tools for ensuring the highest standards of quality, accessibility, and effectiveness for the legal work performed on behalf of low-income people across Virginia.

Within programs, outcomes measurement provides invaluable feedback on performance. Externally, it allows individual programs and the statewide legal aid community as a whole to assess the impact legal aid has on low-income individuals and families and their critical needs.

LEGAL AID PROGRAMS DEPLOY A HIGH- QUALITY LEGAL STAFF.

They work to attract and keep the most highly qualified lawyers and paralegals. For example, LSCV implemented a statewide program in 2008 that provides legal aid attorneys with student loan repayment assistance that encourages promising young advocates to continue in legal aid rather than seeking higher-paying jobs elsewhere to support the burden of their student loans. LSCV grantees provide their advocates with training and mentoring that fosters use of best-practices in their work for clients.

EXAMPLES OF MEASURABLE OUTCOMES

- ▶ During FY 07-08, clients of *Legal Services of Eastern Virginia* received court and administrative lump sum awards valued at \$1,450,536.
- ▶ *Legal Aid Society of the Roanoke Valley* enabled its clients to overcome over \$203,000 in debts stemming from illegal or unfair sales contracts, rent and deficiency judgments.
- ▶ *Rappahannock Legal Services* obtained \$462,000 in child and spousal support and 114 legal orders of protection against domestic abuse for its clients.
- ▶ Attorneys with *Southwest Virginia Legal Aid Society* helped 147 parents obtain custody of their children, 21 parents obtain visitation rights, 42 parents deal with child support issues and 153 victims of domestic violence obtain protective orders.
- ▶ *Blue Ridge Legal Services* helped clients obtain \$587,000 in affirmative monetary awards and \$2.1 million in debt relief through bankruptcy filings and successful defense against monetary claims.

THE JUSTICE GAP:

*LEGAL AID IS EFFECTIVE.
YET, IN 2008-09,
OUR ADVOCATES COULD
HELP ONLY A FRACTION OF
THOSE WHO NEEDED IT.*

According to a recent Harris Poll, close to nine in ten Americans (89 percent) agree that legal help for civil matters should be provided for low-income people. Yet a huge gap prevents that vision from being realized. The American Bar Association estimates that despite serving 1.9 million clients annually, the collective civil legal aid effort is meeting only 20 percent of the legal needs of low-income people.

This has been confirmed by a Virginia Low-Income Civil Legal Needs Assessment, commissioned by LSCV and completed in March of 2006. Resources are so limited that legal aid programs have to turn away tens of thousands of applicants each year who have nowhere else to turn. As a result, the lives of poor Virginians are made harder and the economic and other benefits that legal aid could provide are lost to our state.

FACT SHEET

THE NEED FOR LEGAL AID

▶ **More than 800,000 residents of Virginia are living in poverty.**

More than 650,000 people in our state are living below the poverty level, and another 150,000 have incomes that are less than 125 percent of the federal poverty guideline. As a result, roughly one in eight Virginians are eligible for free civil legal services from LSCV grantees.

▶ **The need for legal services for the poor is overwhelming.**

According to the 2006 Virginia Legal Needs Survey issued by LSCV, 48 percent of low- and moderate-income households experience a legal problem each year. In Virginia, this translates to 400,000 legal problems annually.

▶ **People feel disenfranchised.**

The LSCV Legal Needs Survey showed that most low- and moderate-income people feel shut out from the legal system. They do not turn to the courts for solutions because they believe the system will not help them.

▶ **Legal aid gets results, yet we cannot help all who need it.**

For example, studies show that legal aid is the most effective public service for reducing domestic violence. Legal representation is essential; most victims who go to Protective Order hearings without legal representation fail to obtain their orders and remain at risk from their abusers.



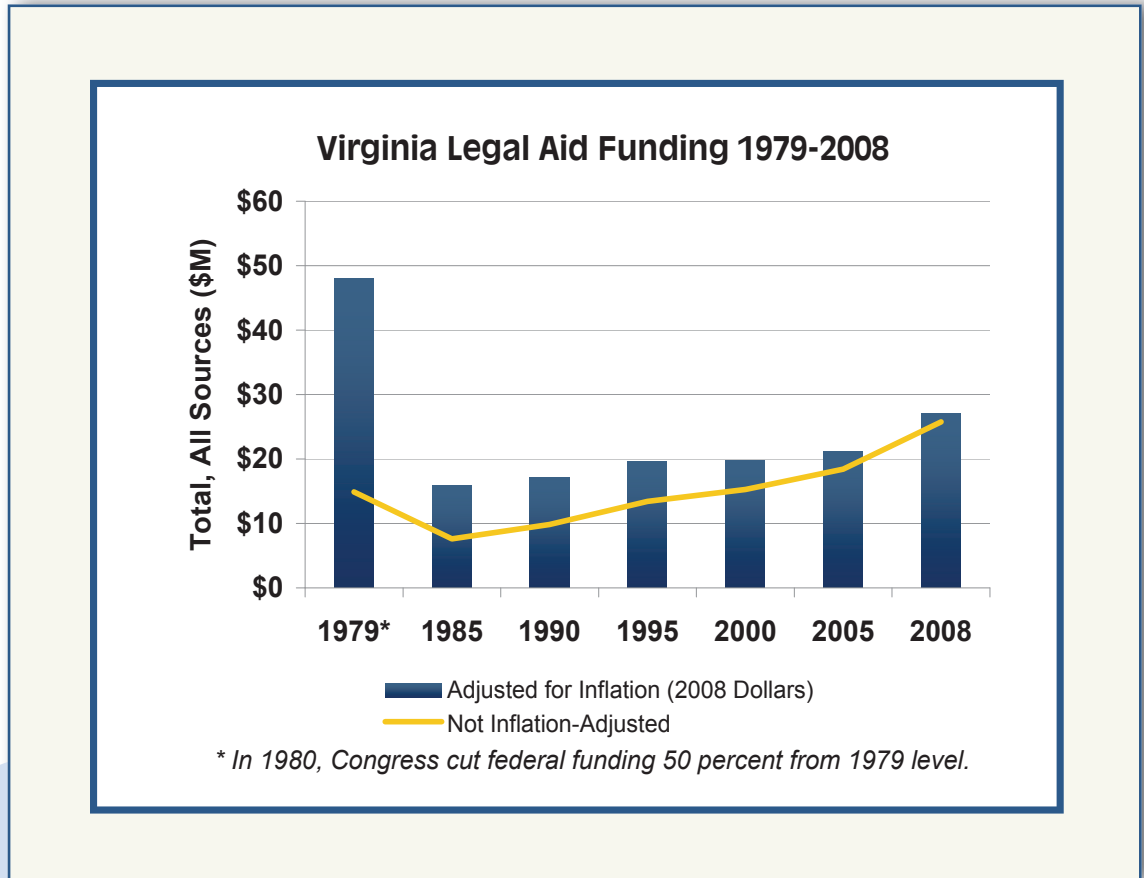
FUNDING

MORE DOLLARS ARE NEEDED TO FULFILL THE PROMISE OF EQUAL JUSTICE UNDER THE LAW.

Legal Services Corporation of Virginia and its grantees are working hard to close the funding gap. Legal aid advocates are joining with the courts, state legislators and community leaders and with local businesses, banks and foundations to expand funding for legal aid.

Inflation and the increase in poverty in our state have undermined our efforts to narrow the “Justice Gap.” Today’s legal aid funding, in real-dollar terms, is only 56 percent of the level it was

three decades ago. (See box, “Virginia Legal Aid Funding 1979-2008,” below). The promise of justice is little more than an empty pledge when our most vulnerable citizens do not have access to the legal help they need to protect them from fraud and deception and allow them access to basic needs including shelter, medical care and family safety.



CONCLUSION

LEGAL AID IS A SOUND INVESTMENT. WITH MORE RESOURCES, WE COULD DO MUCH MORE.

Every dollar spent on legal aid for low-income Virginians yields a return to society far exceeding the investment. Funding for legal aid promotes fairness and equality, helps families in crisis secure access to safety net programs, saves dollars for taxpayers and generates economic activity in local communities, providing income and jobs for working Virginians.

This commitment deserves the support of every citizen. A study by the American Bar Association has found that more than

80 percent of the civil legal needs of the poor are unmet. This is an unacceptable shortfall in our civil justice system.

Until the resources have been found to bridge the gap between the need for legal assistance and the capacity to provide it, "Equal Justice Under the Law" will remain an empty promise for our state's most vulnerable citizens

THE IMPACT OF ADDITIONAL FUNDING

- ▶ Every \$1 million in new funding enables our programs to provide 3,580 more people with direct measurable outcomes including:
- ▶ Children and women escaping the ongoing nightmare of domestic violence;
- ▶ Veterans and people with disabilities receiving health care or SSI benefits;
- ▶ Families faced with foreclosure and eviction remaining in their homes; and,
- ▶ People who have nowhere else to turn empowered to resolve other critical legal problems affecting their families, homes, and basic income.



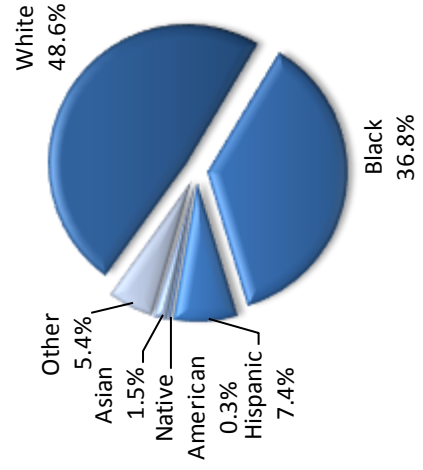
Appendix A: Case Statistics and Client Demographics

Case Statistics: Number of Closed Cases by Major Reason Closed

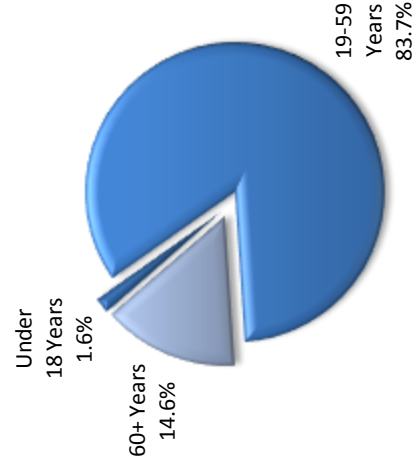
Organization	Counsel & Advice	Limited Action	Negotiated without Litigation	Negotiated with Litigation	Admin. Agency Decision	Court Decision- Uncontested	Court Decision- Contested	Court Decision- Appeals	Other	Extensive Service	Grand Total
Blue Ridge Legal Services	1,622	361	35	111	35	485	118	1	-	80	2,848
Central Virginia Legal Aid Society	3,215	208	33	56	66	224	168	-	118	14	4,102
Legal Aid Justice Center	1,423	395	214	94	162	67	145	2	14	21	2,537
Legal Aid Society of Eastern Virginia	4,453	1,307	81	107	229	517	309	12	-	26	7,041
Legal Aid Society of Roanoke Valley	949	154	26	51	18	13	76	3	8	5	1,303
Legal Services of Northern Virginia	3,552	913	194	259	102	402	249	14	409	37	6,131
Potomac Legal Aid Society	2,115	222	2	11	15	39	68	4	21	37	2,534
Rappahannock Legal Services	1,495	206	35	68	73	96	246	1	188	10	2,418
Southwest Virginia Legal Aid Society	3,684	294	24	93	42	647	419	3	50	92	5,348
Virginia Legal Aid Society	3,594	259	47	51	126	212	47	-	3	36	4,375
Virginia Poverty Law Center	-	-	-	-	-	-	-	-	-	-	-
Total	26,102	4,319	691	901	868	2,702	1,845	40	811	358	38,637

Client Demographics

Ethnic Group

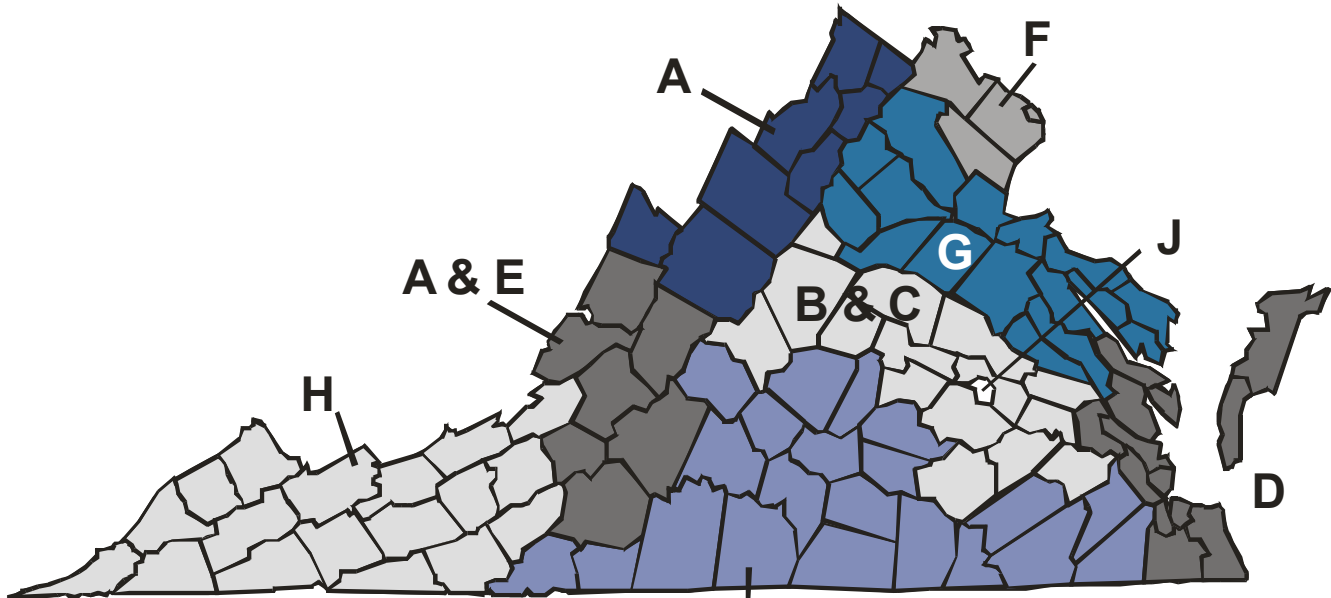


Age



Appendix B: Local Legal Aid Programs Funded by Legal Services Corporation of Virginia

LSCV FY 2008-09 grant allocations shown in parentheses



- | | |
|--|--|
| A Blue Ridge Legal Services (BRLS); Harrisonburg, Winchester, Roanoke, Lexington (\$651,890) | F Legal Services of Northern Virginia (LSNV); Falls Church, Alexandria, Fairfax, Leesburg, Manassas (\$1,461,587) |
| B Central Virginia Legal Aid Society (CVLAS); Richmond, Petersburg, Charlottesville (\$1,192,796) | G Rappahannock Legal Services (RLS); Fredricksburg, Culpeper, Rappahannock (\$516,546) |
| C Legal Aid Justice Center (LAJC); Charlottesville, Petersburg, Richmond (\$721,696) | H Southwest Virginia Legal Aid Society (SWVLAS); Marion, Castlewood, Christiansburg (\$1,483,888) |
| D Legal Aid Society of Eastern Virginia (LSEV); Hampton, Norfolk, Virginia Beach, Williamsburg, Belle Haven (\$2,553,430) | I Virginia Legal Aid Society (VLAS); Lynchburg, Danville, Farmville, Emporia, Halifax, Suffolk (\$1,539,250) |
| E Legal Aid Society of Roanoke Valley (LASRV); Roanoke (\$624,533) | J Virginia Poverty Law Center (VPLC); Richmond (Statewide Program) (\$842,555) |

Appendix C:

Outcomes Produced for Clients by LSCV-Funded Programs in FY 08-09

1. Dollar Benefits Achieved for Clients*

a. Back awards - total:	\$6,082,302
b. Monthly payments going forward - total per month:	\$510,724
c. One-year total, back awards plus assumed total of benefit stream:*	\$35,759,068

*See breakdown by type of benefit, next page

2. Major Non-Dollar Benefits Achieved for Clients

Benefits are listed below in decreasing order by number of people directly affected.

Category	Major Benefit Achieved	# of Cases	# People Directly Affected
A. Major Benefit Was Achievement of a Legal Objective			
Family	Obtained a divorce or annulment	1,958	4,445
Education	Overcame barrier to enrollment in school	9	2,478
Family	Obtained or maintained custody of children	860	2,262
Miscellaneous	Obtained a living will and/or health proxy or power of attorney	986	1,299
Consumer	Stopped or reduced debt collection activity	415	857
Housing	Prevented eviction from private housing	255	707
Consumer	Obtained federal bankruptcy protection	257	693
Miscellaneous	Obtained a will	463	652
Housing	Prevented eviction from subsidized housing	223	521
Housing	Avoided, or obtained redress for, illegal or unfair charges by landlord	219	506
Consumer	Avoided or ended garnishment or levy	214	459
Housing	Delayed eviction providing time to seek alternative housing	165	450
Family	Obtained, preserved, or increased child support	169	444
Income Maintenance	Obtained, preserved or increased SSI benefit/right	195	430
Employment	Obtained wages and/or back pay due	154	424
Income Maintenance	Obtained, preserved or increased unemployment insurance benefits/rights	176	353
Income Maintenance	Obtained, preserved or increased SSD benefit/right	149	276
Health	Obtained, preserved or increased Medicaid benefits/rights/services	105	223
Housing	Avoided or delayed foreclosure or other loss of home	66	178
All Problem Areas	Other, none of the above	4,301	8,860
B. Major Benefit Was Access to Legal Information, Advice and/or Assistance From a Lawyer or Paralegal			
All Problem Areas	Received legal advice & counsel	26,042	61,175
All Problem Areas	Received non-litigation advocacy services	921	2,037
All Problem Areas	Received referral to another agency	1,053	2,507
Total, All Cases:		39,355	92,236

Appendix D: Dollar Benefits, Breakdown by Type of Benefit

	<i>Back Awards a</i>	<i>Monthly Benefits b</i>	<i>Assumed Duration c</i>	<i>Total Benefits* d</i>
a. Social Security/SSI	\$2,500,597	\$203,382	9.7 years	\$26,174,288
b. Other Public Benefits	\$145,529	\$22,929	12 months	\$420,677
c. Unemployment Comp	\$520,150	\$33,301	6 months	\$719,956
d. Family Law				
<i>(1) Child Support</i>	\$592,859	\$104,782	36 months	\$4,365,027
<i>(2) Alimony</i>	\$280,357	\$10,003	12 months	\$400,393
3. All "Other" Types of Cases	\$2,042,809	\$136,326	12 months	\$3,678,727
Total:	\$6,082,302	\$510,724		\$35,759,068

* Total benefit includes back awards and total of monthly benefits over assumed duration of benefit stream (column "c").