


# CRIME IN VIRGINIA

# 2011



Compiled By  
Uniform Crime Reporting Section  
Department of State Police

# CRIME IN VIRGINIA



JANUARY-DECEMBER, 2011

## Virginia Uniform Crime Reporting Program

DEPARTMENT OF STATE POLICE  
Colonel W. Steven Flaherty  
Superintendent  
RICHMOND



## Foreword

Crime is of great concern to all citizens of Virginia. By use of crime statistics, criminal justice agencies can make an informed decision concerning the most efficient and effective manner in which to dedicate their limited resources toward the reduction of crime in their communities. The Uniform Crime Reporting (UCR) Program is a system of collecting and analyzing crime statistics gathered on selected crimes by participating law enforcement agencies throughout the Commonwealth. We acknowledge the efforts made by these agencies in making this report accurate and concise.

All information in this report uses an incident based reporting format. The Incident Based Reporting (IBR) central repository went into production in January 1994. At that time all contributing agencies were given five years to convert their summary system into an incident based system. All agencies have now completed this process and we are no longer accepting summary hard copy reports. In the section, "Group A Offenses By Contributing Agencies," if the agency did not submit an entire year of data, the footnote beside the agency's name represents the number of months of submission. The statewide population for this publication (8,096,604) is a 2011 provisional estimate provided by the Weldon Cooper Center For Public Service, University of Virginia.

In accordance with the *Code of Virginia*, the Department of State Police, as the central repository, collects crime information from participating agencies. The most accurate information available in Virginia is used to generate the statistics contained in this annual report. IBR statistics were originally for police agencies only, but community concern has generated a use by both public and private sources. This use increases yearly. The IBR information has become the primary vehicle used to evaluate levels of criminal activity in jurisdictions throughout Virginia.

The participation and cooperation of all agencies making this publication possible is sincerely appreciated. The quality of the program continues to be maintained through their cooperative efforts.

Colonel W. Steven Flaherty  
Superintendent

# Dedication

This publication is dedicated to the memory of the following law enforcement officers who died while performing their duties during 2011.

**Trooper Adam Maynard Bowen**

Virginia State Police

Age: 28

Employed: 3 years

**Officer Deriek W. Crouse**

Virginia Tech Police Department

Age: 39

Employed: 4 years

**Sergeant Morton Ford**

Alexandria Police Department

Age: 64

Employed: 26 years

**Deputy Sheriff Cameron Neil Justus**

Buchanan County Sheriff's Office

Age: 41

Employed: 10 years

**Police Officer Specialist Timothy Brian Schock**

Chesapeake Police Department

Age: 41

Employed: 16 years

**Deputy Sheriff William Ezra Stiltner**

Buchanan County Sheriff's Office

Age: 46

Employed: 7 years

# 2011

## Facts At A Glance

- There were 479,582 Group A Offenses reported by the contributing agencies. (Page 8)
- The total number of incidents of crime was 424,882 and the month of August had the greatest number reported. (Page 7)
- Of the 18,196 violent crimes reported, 47.3% occurred in the home. (Page 46)
- There were 5,104 victims of the 4,768 forcible sex offenses reported by the contributing agencies; 85.0% of the victims were female. (Pages 14 & 15)
- The theft of money accounted for a property loss of \$50,220,934. (Page 60)
- Firearms represented 18.7% of all known weapons used in aggravated assaults. Of all victims of aggravated assault, 69.4% had some type of injury. (Page 47)
- There was a total value loss of \$57,995,206 related to 9,288 completed motor vehicle offenses. (Page 61)
- There were 144,529 Group A arrests reported by the contributing agencies and 211,066 Group B arrests reported. (Pages 74 & 75)
- There were 1,433 assaults on officers reported in Virginia. Nearly one-third (30.6%) involved some type of injury to the officer. (Page 56)
- Of the 153 hate crime offenses reported, 41.2% of these were assault offenses and 47.7% were vandalism/damage of property offenses. (Page 52)

### Clearance Rates:

This report no longer contains clearance rates. The IBR system does not accurately reflect the volume of clearances each department produces in a given year. Additionally, the number of arrests in a jurisdiction does not provide precise offense clearance information in that one person arrested could clear multiple offenses.

# Table of Contents

<b>I.</b>	<b>2011 VIRGINIA UNIFORM CRIME REPORTING PROGRAM</b>	<b>Page</b>
	A. History .....	1
	B. UCR System Objectives .....	1
	C. Incident Based Reporting .....	2
	D. Crime Factors .....	3
	E. Crime Trends .....	4
<b>II.</b>	<b>GROUP A OFFENSES</b>	
	A. Definitions of Categories of Group A Offenses .....	6
	B. Monthly Group A Offense Categories .....	7
	C. Crime Clock .....	8
	D. Homicide .....	9
	E. Forcible Sex Offenses .....	13
	F. Robbery .....	18
	G. Assault Offenses .....	22
	H. Kidnaping/Abduction.....	26
	I. Burglary .....	29
	J. Larceny .....	33
	K. Motor Vehicle Theft .....	36
	L. Arson .....	40
<b>III.</b>	<b>SUMMARY OF GROUP A OFFENSES</b>	
	A. Violent Crime--Relationship of Victim to Offender .....	45
	B. Violent Crime--Offender(s) Suspected of Using By Offense .....	45
	C. Violent Crime--Resident Status of Victim .....	45
	D. Violent Crime--Location By Offense .....	46
	E. Violent Crime--Day of Week and Time of Day .....	46
	F. Violent Crime--Type Weapon/Force Involved .....	47
	G. Violent Crime--Type Injury Sustained .....	47
	H. Violent Crime--Age, Gender and Race of Victim .....	48
	I. Violent Crime--Age, Gender and Race of Offender .....	48
	J. Property Crime--Offender(s) Suspected of Using By Offense .....	49
	K. Property Crime--Day of Week and Time of Day .....	49
	L. Property Crime--Other Property Crime Locations .....	50
	M. Property Crime--Number of Other Property Crime Offenses by Day of Week .....	51
	N. Property Crime--Resident Status of Victim .....	51
	O. Property Crime--Victims and Offenders by Race and Gender .....	51
	P. Hate Crime .....	52
	Q. Victims and Offenders of Hate Crime .....	53
<b>IV.</b>	<b>LAW ENFORCEMENT OFFICERS KILLED AND ASSAULTED</b>	
	A. Officers Assaulted by Activity .....	55
	B. Officers Assaulted by Weapon .....	56
	C. Day of Week .....	56
	D. Type of Injury Sustained .....	56
	E. Type of Assignment .....	57
	F. Time of Day .....	57

<b>V.</b>	<b>VALUE OF PROPERTY LOSS</b>	
	A. Value of Property Stolen and Recovered by Month .....	59
	B. Value of Property Stolen and Recovered by Type of Property .....	60
	C. Value of Property Stolen by Type of Property Offense .....	61
<b>VI.</b>	<b>ARREST DATA</b>	
	A. Arrest Data by Reporting Quarter .....	63
	B. Age, Gender and Race of Arrestee .....	64
	C. Drug Arrests - Month .....	65
	D. Drug Arrests - Type of Drug By Age .....	66
	E. Juvenile Arrests - Offenses By Age .....	67
	F. Adult Arrests - Group A Offenses by Age .....	69
	G. Adult Arrests - Group B Offenses by Age .....	71
	H. Arrests - Group A by Gender .....	72
	I. Arrests - Group A by Race .....	73
	J. Arrests - Group A - Percent & Rate .....	74
	K. Group B Arrests by Race .....	75
	L. Group B Arrests by Gender & Rate .....	75
<b>VII.</b>	<b>CONTRIBUTING AGENCIES AND FULL-TIME LAW ENFORCEMENT EMPLOYEES</b> .....	76
<b>VIII.</b>	<b>GROUP A OFFENSES BY CONTRIBUTING AGENCIES</b> .....	82
<b>IX.</b>	<b>ARREST TOTALS BY COUNTY, CITY AND OTHER</b> .....	105



# Virginia Uniform Crime Reporting Program

## HISTORY

Development of the nationwide summary Uniform Crime Reporting (UCR) Program began eighty years ago. In 1930, crime counts were first requested from local police departments, with the Federal Bureau of Investigation designated by Congress to collect, compile, and analyze these figures. The Committee on Uniform Crime Records of the International Association of Chiefs of Police played a primary role in the origin and development of the UCR Program and serves in a strong advisory capacity. In 1966, the National Sheriffs' Association (NSA) established a Committee on Uniform Crime Reporting to serve in an advisory capacity to the NSA membership and the National Uniform Crime Reporting Program. Today, this committee and similar committees within the state law enforcement associations are active in promoting interest in the UCR Program. Standardized offense classifications and scoring procedures to ensure uniformity and consistency of data were major components in all of these reports. All of the Uniform Crime Reports were designed to be a by-product of information that a law enforcement agency should routinely compile for its own efficient administration and performance. The underlying philosophy and focus is and always has been oriented toward the creation of police statistics for use by law enforcement agencies. The unique nature of the program, however, also makes the data invaluable for use by elected officials and the public.

The FBI has actively assisted individual states in the development of statewide programs of police statistics compatible with the national system. These state statistical programs provide the advantage of increased coverage of reporting by law enforcement agencies. State systems also provide direct and frequent service to law enforcement agencies in assuring completeness and quality of information provided by them. Through coordination by the state collection agency, the data is available for use by the state while substantially streamlining the collection and reporting machinery for the national program.

Prior to June 30, 1974, no mandatory uniform crime reporting law existed in Virginia, and of the 288 agencies in the Commonwealth, 162 or 56% were voluntarily reporting directly to the Federal Bureau of Investigation. Effective law enforcement requires the cooperation and coordination of all law enforcement agencies within and among political subdivisions. Such efforts become possible only through the collection and statistical analyses of complete and accurate information.

The need for complete and accurate information on the number of offenses and offenders was long recognized in the state. The system developed in Virginia produced vital information that assisted law enforcement agencies throughout the state by furnishing information for management decisions and planning programs. Virginia has now converted to a more extensive data collection system. This new system is discussed on the following page.

A statewide UCR program informs the Governor, Legislature, local and state law enforcement agencies, other governmental officials, and the public as to the nature, magnitude and trends of crime in Virginia. Through the collection of timely and reliable statistical information, local and state officials are better able to assess the direction and impact of crime.

## UCR SYSTEM OBJECTIVES

The fundamental objectives of the Virginia Uniform Crime Reporting Program are:

- (1) To inform the Governor, Legislature, and other governmental officials, and the public as to the nature of the crime problem in Virginia—its magnitude and its trend.
- (2) To provide law enforcement administrators with criminal statistics for administrative and operational use.
- (3) To determine who commits crimes by age, sex, race, and other attributes in order to find the proper focus for crime prevention and enforcement.
- (4) To provide base data and statistics to measure the workload and effectiveness of Virginia's criminal justice system.
- (5) To provide base data and statistics to measure the effects of prevention and deterrence programs.
- (6) To provide base data and statistics for research to improve the efficiency, effectiveness and performance of criminal justice agencies.
- (7) To provide base data to assist in the assessment of social and other causes for the development of theories of criminal behavior.

# Incident Based Reporting

## THE INCIDENT BASED REPORTING SYSTEM

Virginia has been publishing crime data in an expanded format since 1994. This reporting system, fully implemented in 2000, is known as Incident Based Reporting (IBR). The following information is furnished to provide an overall description of IBR.

During the preliminary development of IBR by the Federal Bureau of Investigation, advice was solicited from the National Association of State UCR programs, the International Association of Chiefs of Police, the National Sheriffs' Association, the National Alliance of State Drug Enforcement Agencies and other federal, state and local criminal justice agencies.

The guidelines and specifications developed were provided to South Carolina for testing through a pilot program in 1987. As a result of this testing, further refinements were made. In 1988, a national conference was held to present these guidelines and obtain feedback from representatives of law enforcement agencies in attendance. Recommendations included efforts to implement this system nationally, that the Federal Bureau of Investigation would manage this program and that an Advisory Policy Board be formed to assist in the development and implementation of the new program.

Virginia formed a State UCR Committee in 1986 to follow the developments of IBR and to evaluate its impact. This committee was composed of representatives from the Virginia State Sheriffs' Association, the Virginia Association of Chiefs of Police, the Department of Criminal Justice Services, and the Department of State Police. The State UCR Committee created the UCR Forms Subcommittee, which included representatives from police and sheriffs' agencies, the State Police, and the Department of Criminal Justice Services. This subcommittee developed, tested and subsequently recommended a standard Incident Based Reporting form for use in Virginia. The Forms Subcommittee recommended this form be used at the option of the reporting agencies. Agencies, however, may use their own form to report the required data to the central repository. It is important, at this point, to recognize that the purpose of these forms was to *collect* the various information concerning criminal activity. Because of the numerous data elements collected, law enforcement agencies *report* this data to the central repository via an automated system.

The UCR Committee recommended that the Superintendent of the Department of State Police adopt the minimum, mandatory data standards recommended by the FBI and proceed with implementation of Incident Based Reporting in Virginia. In addition, the committee recommended that the data be collected which would relate the property to the offense, the type of property security/alarm system used, and the means by which the offender left the scene of the offense. Additional data is also collected on Law Enforcement Officers Killed and Assaulted (LEOKA), providing description of activities and assignments the officer was performing at the time of the offense, as well as offenses that were also classified as Hate Crimes (i.e. bias motivated).

Some of the major benefits derived from the IBR system include: greater specificity in reporting; more correlation between offenses, property, victims, offenders, and arrestees; expanded victim/offender relationships; distinction between attempted and completed crimes and increased reporting of various circumstances relative to specific crimes.

The IBR system requires that extensive data be reported for *each crime* occurring during a particular incident. Under the old summary system, only limited data concerning the *most serious crime* occurring during a particular incident was reported.

Information relating to two different levels of offenses is collected by the IBR system. The most serious offenses are designated as Group "A"; the less serious offenses are designated as Group "B". Group "A" offenses consist of 22 categories of crimes involving 46 different offenses; a maximum of 10 offenses per incident may be reported. Agencies are required to report 75 data elements for Group "A" offenses. Group "B" offenses, consisting of 12 crimes, only require reporting arrest data. Group "A" offense categories along with their definitions are provided on page six.

While these figures are the most accurate available, it must be remembered that they represent a "snapshot" of incidents reported by local law enforcement agencies as well as follow UCR definitions. As such, it is possible that the number and categorization of offenses may differ when comparing these data with those from individual reporting agencies. If there are concerns with these differences, it is suggested that you contact the agency directly.

# Crime Factors

Direct comparisons or rankings of individual cities and counties based solely on the data presented in this publication should be done with caution. There are many factors that influence or contribute to crime. Crime in Virginia, however, restricts itself to population size alone to establish a crime rate. In addition to population size, some other factors believed to affect the type and volume of crime include:

1. Population density and degree of urbanization;
2. Population variations in composition and stability;
3. Economic conditions and employment availability;
4. Mores, cultural conditions, education, and religious characteristics;
5. Family cohesiveness;
6. Climate, including seasonal weather conditions;
7. Effective strength of the police force;
8. Standards governing appointments to the police force;
9. Attitudes and policies of the courts, prosecutors and corrections;
10. Citizen attitudes toward crime and police;
11. The administrative and investigative efficiency of police agencies and the organization and cooperation of adjoining and overlapping police jurisdictions;
12. Crime reporting practices of citizens.

## Crime Trends

### Rate per 100,000 Population


Group A Offense*	Number 2011	2011	2010	2009	2008	2007	2006	2005
Murder/Nonnegligent Manslaughter*	<b>305</b>	3.77	4.61	4.43	4.75	5.33	5.21	6.16
Kidnaping/ Abduction*	<b>1,475</b>	18.22	20.18	23.44	27.33	29.28	28.31	28.78
Forcible Sex Offenses*	<b>5,104</b>	63.04	62.25	60.63	67.69	68.94	71.64	70.12
Robbery	<b>5,451</b>	67.32	70.99	80.19	96.36	100.37	101.55	98.92
Aggravated Assault*	<b>8,841</b>	109.19	120.32	125.80	134.33	144.25	152.61	154.44
Simple Assault/ Intimidation*	<b>99,545</b>	1229.47	1271.09	1247.50	1270.37	1278.19	1243.86	1247.80
Arson	<b>1,167</b>	14.41	15.42	16.63	18.86	21.54	22.73	21.84
Extortion/ Blackmail	<b>113</b>	1.40	1.90	1.48	1.80	1.40	1.37	0.95
Burglary	<b>30,438</b>	375.94	378.61	396.33	408.66	408.85	412.53	385.13
Larceny	<b>144,491</b>	1784.59	1849.06	1920.66	1976.38	1921.63	1908.36	2061.95
Motor Vehicle Theft	<b>9,616</b>	118.77	129.91	145.27	169.40	182.66	193.19	209.62
Counterfeiting/ Forgery	<b>7,074</b>	87.37	89.25	94.78	93.27	96.90	111.15	114.50
Fraud	<b>26,040</b>	321.62	307.00	310.95	314.58	303.70	273.29	240.13
Embezzlement	<b>2,838</b>	35.05	33.75	36.87	46.90	50.31	46.06	42.63
Stolen Property	<b>1,454</b>	17.96	19.41	22.39	23.59	23.29	21.85	19.23
Damage/Vandalism	<b>73,893</b>	912.64	971.05	1055.03	1189.99	1223.79	1264.16	1205.40
Drug/Narcotic Offenses	<b>50,650</b>	625.57	591.35	570.27	593.67	619.66	587.93	558.12
Nonforcible Sex Offenses*	<b>211</b>	2.61	2.55	2.71	2.96	2.83	3.34	3.53
Pornography	<b>683</b>	8.44	7.75	7.03	5.95	4.75	3.90	3.03
Gambling	<b>156</b>	1.93	1.04	1.46	0.76	0.92	2.11	0.74
Prostitution	<b>950</b>	11.73	12.36	14.51	9.22	10.70	13.48	13.12
Bribery	<b>25</b>	0.31	0.40	0.29	0.37	0.22	0.29	0.17
Weapon Law Violations	<b>9,062</b>	111.92	112.72	117.31	133.01	137.03	141.53	141.21

\* Crime counts are number of victims for offenses against a person and number of offenses for all other offenses.



## II

# Group A Offenses



## Definitions of Categories of Group A Offenses

For practical purposes of measuring the trend and distribution of crime on the national and state level, the definitions for crime in the Incident Based Reporting (IBR) Program are generic in order not to exclude varying state and federal statutes relating to the same type of crime. The definitions which were developed for IBR are not meant to be used for charging persons with crimes. Essential to the maintaining of uniform and consistent data is the establishment of standard definitions which are used for the State and National Programs.

### The IBR Group A Offense Categories and their definitions are:

**Arson** - Definition on Page 40.

**Assault** - Definition on Page 22.

**Bribery** - The offering, giving, receiving, or soliciting of anything of value (i.e., a bribe, gratuity, or kickback) to sway the judgment or action of a person in a position of trust or influence.

**Burglary** - Definition on Page 29.

**Counterfeiting/Forgery** - The altering, copying, or imitation of something, without authority or right, with the intent to deceive or defraud by passing the copy or thing altered or imitated as that which is original or genuine; or the selling, buying, or possession of an altered, copied, or imitated thing with the intent to deceive or defraud.

**Destruction/Damage/Vandalism of Property** - To willfully or maliciously destroy, damage, deface, or otherwise injure real or personal property without the consent of the owner or the person having custody or control of it.

**Drug/Narcotic Offenses** - The violation of laws prohibiting the production, distribution, and/or use of certain controlled substances and the equipment or devices utilized in their preparation and/or use (includes drugs and equipment violations).

**Embezzlement** - The unlawful misappropriation by an offender to his/her own use or purpose of money, property, or some other thing of value entrusted to his/her care, custody, or control.

**Extortion/Blackmail** - To unlawfully obtain money, property, or any other thing of value, either tangible or intangible, through the use or threat of force, misuse of authority, threat of criminal prosecution, threat of destruction of reputation or social standing, or through other coercive means.

**Fraud Offenses** - The intentional perversion of the truth for the purpose of inducing another person or other entity in reliance upon it to part with something of value or to surrender a legal right (includes false pretenses/swindle/confidence game, credit card/automatic teller machine, impersonation, welfare, and wire frauds).

**Gambling Offenses** - To unlawfully bet or wager money or something else of value; assist, promote, or operate a game of chance for money or some other stake; possess or transmit wagering information; manufacture, sell, purchase, possess, or transport gambling equipment, devices, or goods; or tamper with the outcome of a sporting event or contest to gain a gambling advantage (includes betting/wagering, operating/promoting/assisting, gambling equipment and sports tampering violations).

**Homicide** – Definition on Page 9.

**Kidnaping/Abduction** – Definition on Page 26.

**Larceny/Theft** - Definition on Page 33.

**Motor Vehicle Theft** - Definition on Page 36.

**Pornography/Obscene Material** - The violation of laws or ordinances prohibiting the manufacture, publishing, sale, purchase, or possession of sexually explicit material, e.g., literature, photographs, etc.

**Prostitution Offenses** - To unlawfully engage in or promote sexual activities for profit (includes assisting).

**Robbery** - Definition on Page 18.

**Sex Offenses, Forcible & Nonforcible** - Definition on Page 13.

**Stolen Property Offenses** - Receiving, buying, selling, possessing, concealing, or transporting any property with the knowledge that it has been unlawfully taken, as by burglary, embezzlement, fraud, larceny, robbery, etc.

**Weapon Law Violations** - The violation of laws or ordinances prohibiting the manufacture, sale, purchase, transportation, possession, concealment, or use of firearms, cutting instruments, explosives, incendiary devices, or other deadly weapons.

## Monthly Group A Offense Categories\*

	Jan	Feb	Mar	Apr	May	Jun	Jul	Aug	Sep	Oct	Nov	Dec
Arson	77	108	93	89	106	87	102	122	97	101	106	79
Assault, Aggrav.	560	553	641	689	722	695	772	671	609	630	572	585
Assault, Other	6768	6101	7145	7310	8078	7529	7479	7399	7082	7291	6520	6643
Bribery	2	1	2	4	5	2	2	2	0	1	2	2
Burglary	2499	1801	2183	2282	2435	2515	2646	3018	2623	2747	2799	2890
Counterfeiting	523	444	596	576	705	687	597	593	636	543	600	574
Destruction	5577	4923	5647	6348	6566	6934	7102	7090	5827	6111	5884	5884
Drug	4076	4298	4968	4697	4361	4149	4142	4176	3912	3994	3925	3952
Embezzlement	243	222	195	228	233	272	243	249	242	219	229	263
Extortion	7	5	13	4	12	15	11	12	7	8	11	8
Fraud	2133	2038	2236	2332	2408	2351	2180	2210	2079	2076	1936	2061
Gambling	13	22	16	9	10	14	14	19	17	11	4	7
Homicide, Murder	23	15	26	25	24	21	31	27	19	20	22	25
Homicide, Neg.	1	1	0	0	0	2	2	1	1	2	0	0
Kidnaping	98	103	94	112	106	108	121	126	113	104	98	99
Larceny	11003	9413	10958	11930	12806	13015	13500	13462	12288	12117	11666	12333
MV Theft	773	618	642	758	838	930	922	973	878	801	724	759
Pornography	75	62	71	84	60	53	39	51	51	40	51	46
Prostitution	55	96	93	40	78	98	62	86	56	108	97	81
Robbery	455	330	347	437	489	483	459	482	454	490	475	550
Forcible Sex, Rape	139	113	110	120	131	144	152	129	140	116	129	104
Forcible Sex, Other	293	257	273	296	303	265	261	254	278	273	251	237
Nonforcible Sex	13	16	22	24	26	15	19	13	12	19	18	9
Stolen Property	139	121	140	123	137	113	124	136	120	122	83	96
Weapon Laws	745	681	762	761	831	737	717	763	730	742	825	768
Group A Offenses	36290	32342	37273	39278	41470	41234	41699	42064	38271	38686	37027	38055
Group A Incidents	33118	29686	34036	36007	37992	37735	38313	38562	35208	35499	33865	34861

*Assaults, Other* includes simple assaults and intimidation.

*Forcible Sex, Other* includes forcible sodomy, forcible sexual assault with object, and forcible fondling.

*Nonforcible Sex* includes incest and statutory rape.

\* These crime counts represent offenses reported in an incident, not victims of each offense.

# Group A Incidents

**424,882 Incidents Reported - One every 1 Min. 14 Sec.**

**Several offenses may have occurred in one crime incident; therefore, the total number of Group A offenses reported was 479,582.**

## **Crimes Against The Person**

**115,481 Offenses Reported - One every 4 Min. 33 Sec.**

*Homicide, Murder/Nonnegligent Manslaughter*

*305 Offenses Reported*

*Kidnaping/Abduction*

*1,475 Offenses Reported*

*Forcible Sex Offenses*

*5,104 Offenses Reported*

*Assault Offenses*

*108,386 Offenses Reported*

*Nonforcible Sex Offenses*

*211 Offenses Reported*

## **Crimes Against Society**

**61,501 Offenses Reported - One every 8 Min. 33 Sec.**

*Drug Offenses*

*50,650 Offenses Reported*

*Pornography/Obscene Material*

*683 Offenses Reported*

*Gambling Offenses*

*156 Offenses Reported*

*Prostitution*

*950 Offenses Reported*

*Weapon Law Violations*

*9,062 Offenses Reported*

## **Crimes Against Property**

**302,600 Offenses Reported - One every 1 Min. 44 Sec.**

*Robbery*

*5,451 Offenses Reported*

*Arson*

*1,167 Offenses Reported*

*Extortion/Blackmail*

*113 Offenses Reported*

*Burglary*

*30,438 Offenses Reported*

*Larceny*

*144,491 Offenses Reported*

*Motor Vehicle Theft*

*9,616 Offenses Reported*

*Counterfeiting/Forgery*

*7,074 Offenses Reported*

*Fraud*

*26,040 Offenses Reported*

*Embezzlement*

*2,838 Offenses Reported*

*Stolen Property*

*1,454 Offenses Reported*

*Destruction/Damage/Vandalism of Property*

*73,893 Offenses Reported*

*Bribery*

*25 Offenses Reported*





## **Homicide Offenses**

*The killing of one human being by another*

### **Murder/**

#### **Nonnegligent Manslaughter**

*The willful (nonnegligent) killing of one human being by another*

#### **Negligent Manslaughter**

*The killing of another person through negligence (does not include "Vehicular Manslaughter")*

#### **Justifiable Homicide**

*The killing of a perpetrator of a serious criminal offense by a peace officer in the line of duty; or the killing, during the commission of a serious criminal offense, of the perpetrator by a private individual*

***Murder/  
Nonnegligent  
Manslaughter***

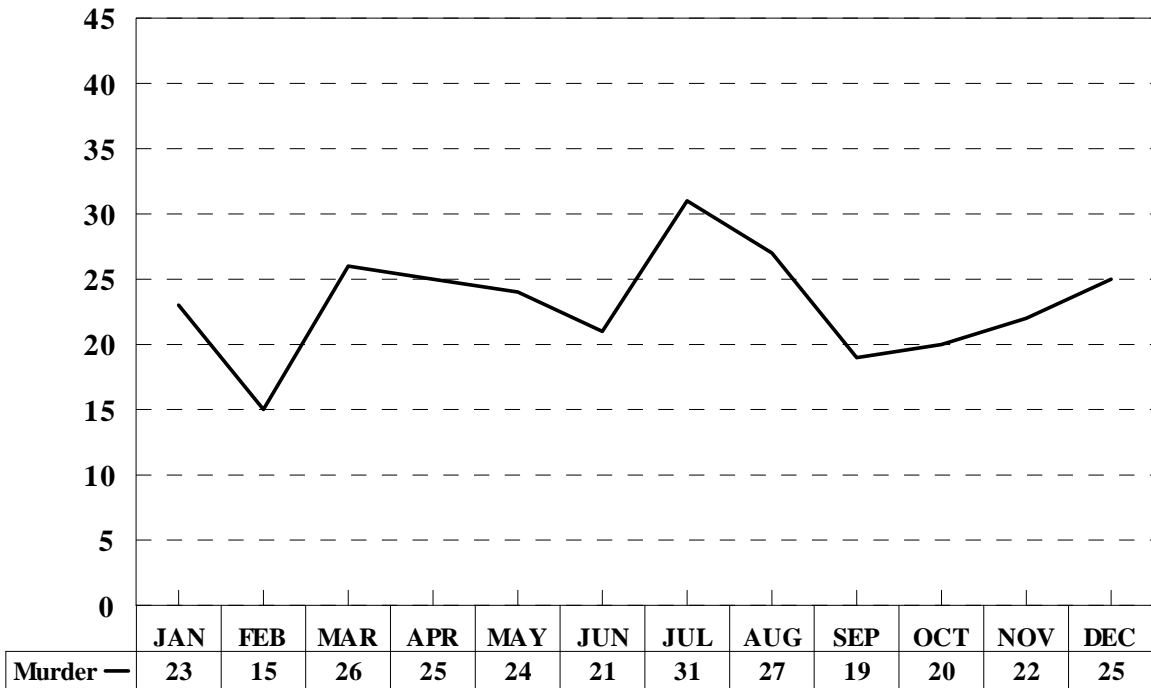


*As a general rule, any death due to injuries received in a fight, argument, quarrel, assault, or commission of a crime is classified in this category. Suicides, accidental deaths, assaults to murder, traffic fatalities, and attempted murders are not classified as Murder/Nonnegligent Manslaughter. More information on murders may be found in the violent crime section of this report.*

*In 2011, the contributing agencies reported 278 offenses resulting in 305 actual deaths. An analysis by month shows that July had the greatest occurrences.*

**MONTHS**

**O  
F  
F  
E  
N  
S  
E  
S**



# Murder/Nonnegligent Manslaughter

In all cases of murder reported, information is captured on the age, gender, and race of all victims and offenders. The data below represent victim information for the murders reported by the agencies.

## VICTIMS BY AGE, GENDER AND RACE

Age	Gender	White	Black	Am Indian/ Alskn Native	Asian/ Pacific Isl	Unk Race	Total
Under 10	M	4	5				9
	F	5	2			1	8
10-14	M		1				1
	F						
15-19	M	4	16				20
	F	1	3				4
20-24	M	1	41				42
	F	1	6			2	9
25-29	M	5	20			1	26
	F	4	4		1		9
30-34	M	4	21				25
	F	5	3				8
35-39	M	9	9				18
	F	5	4				9
40-44	M	8	10				18
	F	7	1				8
45-49	M	8	6				14
	F	5	2		2		9
50-54	M	6	6				12
	F		2				2
55-59	M	6	5				11
	F	3	2				5
60-64	M	4	1				5
	F	2	1				3
65 & Over	M	9	3		1		13
	F	9	2				11
Unknown	M		3				4
	F	2				1	2
<b>TOTAL</b>	<b>M</b>	<b>68</b>	<b>147</b>		<b>1</b>	<b>2</b>	<b>218</b>
	<b>F</b>	<b>49</b>	<b>32</b>		<b>3</b>	<b>3</b>	<b>87</b>

# Murder/Nonnegligent Manslaughter

## OFFENDERS BY AGE, GENDER AND RACE

Age	Gender	White	Black	Am Indian/ Alskn Native	Asian/ Pacific Isl	Unk Race	Total
Under 10	M F						
10-14	M F						
15-19	M F	6 2	51			2	59 2
20-24	M F U	13 5	55 7				68 12 1
25-29	M F	8 1	28 2		1	1	37 3
30-34	M F	9 4	17 3				26 7
35-39	M F	8 2	8 1		1		17 3
40-44	M F	7 1	9 1		1		17 2
45-49	M F	4 2	3				7 2
50-54	M F	13 2	7 1				20 3
55-59	M F	1 2	1		1 1		3 3
60-64	M F	3 1	1				4 1
65 & Over	M F	5 1	1				6 1
Unknown	M F U	1	20			1 29	22 29
<b>TOTAL</b>	<b>M F Unknown</b>	<b>78 23</b>	<b>201 15</b>		<b>4 1</b>	<b>3 30</b>	<b>286 39 30</b>



## **Forcible Sex Offenses**

### **Forcible Rape**

*The carnal knowledge of a person, forcibly and/or against that person's will; or not forcibly or against the person's will where the victim is incapable of giving consent because of his/her temporary or permanent mental or physical incapacity, or because of his/her youth*

### **Forcible Sodomy**

*Oral or anal sexual intercourse with another person, forcibly and/or against that person's will; or not forcibly or against the person's will where the victim is incapable of giving consent because of his/her youth or because of his/her temporary or permanent mental or physical incapacity*

### **Sexual Assault With An Object**

*To use an object or instrument to unlawfully penetrate, however slightly, the genital or anal opening of the body of another person, forcibly and/or against that person's will; or not forcibly or against the person's will where the victim is incapable of giving consent because of his/her youth or because of his/her temporary or permanent mental or physical incapacity*

### **Forcible Fondling**

*The touching of the private body parts of another person for the purpose of sexual gratification, forcibly and/or against that person's will; or not forcibly or against the person's will where the victim is incapable of giving consent because of his/her youth or because of his/her temporary or permanent mental or physical incapacity*

## **Nonforcible Sex Offenses**

### **Incest**

*Nonforcible sexual intercourse between persons who are related to each other within the degrees wherein marriage is prohibited by law*

### **Statutory Rape**

*Nonforcible sexual intercourse with a person who is under the statutory age of consent*

## Forcible Sex Offenses

Forcible sex offenses include forcible rape, forcible sodomy, sexual assault with an object and forcible fondling. Additional information on these offenses can be found in the violent crime section of this report. In 2011, the contributing agencies reported 4,768 offenses resulting in 5,104 victims of a forcible sex offense.

<b>Relationship of Victim to Offender (may include multiple relationships)</b>	
Spouse	97
Common-Law Spouse	6
Parent	5
Sibling	172
Child	293
Grandparent	0
Grandchild	108
In-Law	23
Stepparent	40
Stepchild	151
Stepsibling	51
Other Family Member	340
Acquaintance	1218
Friend	294
Neighbor	73
Babysittee (the baby)	28
Boyfriend/Girlfriend	246
Child of Boyfriend/Girlfriend	53
Homosexual Relationship	10
Ex-Spouse	15
Employee	27
Employer	8
Otherwise Known	509
Stranger	334
Unknown Relationship	714
<b>Total Relationships Reported</b>	<b>4815</b>

<b>Resident Status* of Victim</b>	<b>Number</b>
Resident	3992
Nonresident	1009
Unk/Not Reported	103
<b>Total # Victims</b>	<b>5104</b>

\* Resident of jurisdiction where offense occurred.

<b>How Offender(s) Left Scene</b>	<b>Number</b>
Auto	153
Truck	20
Van	5
Motorcycle	1
Bicycle	9
Foot	233
Moped	2
Other	43
Unknown	236

Note: Exit not reported in 4066 offenses.

### Forcible Sex Offenses By Day of Week and Time of Day

<b>Day/Time</b>	<b>00:00</b>	<b>02:00</b>	<b>04:00</b>	<b>06:00</b>	<b>08:00</b>	<b>10:00</b>	<b>12:00</b>	<b>14:00</b>	<b>16:00</b>	<b>18:00</b>	<b>20:00</b>	<b>22:00</b>	<b>Unk</b>
	<b>01:59</b>	<b>03:59</b>	<b>05:59</b>	<b>07:59</b>	<b>09:59</b>	<b>11:59</b>	<b>13:59</b>	<b>15:59</b>	<b>17:59</b>	<b>19:59</b>	<b>21:59</b>	<b>23:59</b>	
Monday	95	36	11	20	60	59	75	75	74	45	50	36	33
Tuesday	109	26	10	17	61	57	61	77	77	48	56	45	31
Wednesday	97	26	9	20	54	54	72	89	71	54	56	45	19
Thursday	98	23	18	26	67	54	71	92	59	51	48	37	35
Friday	121	30	18	33	54	57	78	79	64	55	53	72	48
Saturday	138	70	31	23	52	28	57	56	57	44	62	91	31
Sunday	125	58	36	15	40	24	50	35	44	42	41	47	20
<b>TOTAL</b>	<b>783</b>	<b>269</b>	<b>133</b>	<b>154</b>	<b>388</b>	<b>333</b>	<b>464</b>	<b>503</b>	<b>446</b>	<b>339</b>	<b>366</b>	<b>373</b>	<b>217</b>

## Victims and Offenders of Forcible Sex Offenses

AGE, GENDER AND RACE OF VICTIM						
Race	Male			Female		
	0 - 17	18 - 35	36+	0 - 17	18 - 35	36+
White	429	78	26	1714	945	361
Black	176	23	12	726	362	113
Am. Ind./Alskn	1	0	0	3	0	0
Asian/Pacfc Isl.	2	1	0	14	22	7
Unknown Race	14	0	0	54	9	7
<b>TOTAL</b>	<b>622</b>	<b>102</b>	<b>38</b>	<b>2511</b>	<b>1338</b>	<b>488</b>

NOTE: Gender unknown = 5.  
Age range 0-17 includes unknown age.

AGE, GENDER AND RACE OF OFFENDER						
Race	Male			Female		
	0 - 17	18 - 35	36+	0 - 17	18 - 35	36+
White	606	1154	906	42	81	51
Black	498	721	491	37	28	17
Am. Ind./Alskn	0	2	1	0	0	0
Asian/Pacfc Isl.	5	22	16	0	0	0
Unknown Race	84	23	13	8	1	1
<b>TOTAL</b>	<b>1193</b>	<b>1922</b>	<b>1427</b>	<b>87</b>	<b>110</b>	<b>69</b>

NOTE: Gender unknown = 154.  
Age range 0-17 includes unknown age.

**Forcible  
Rape**

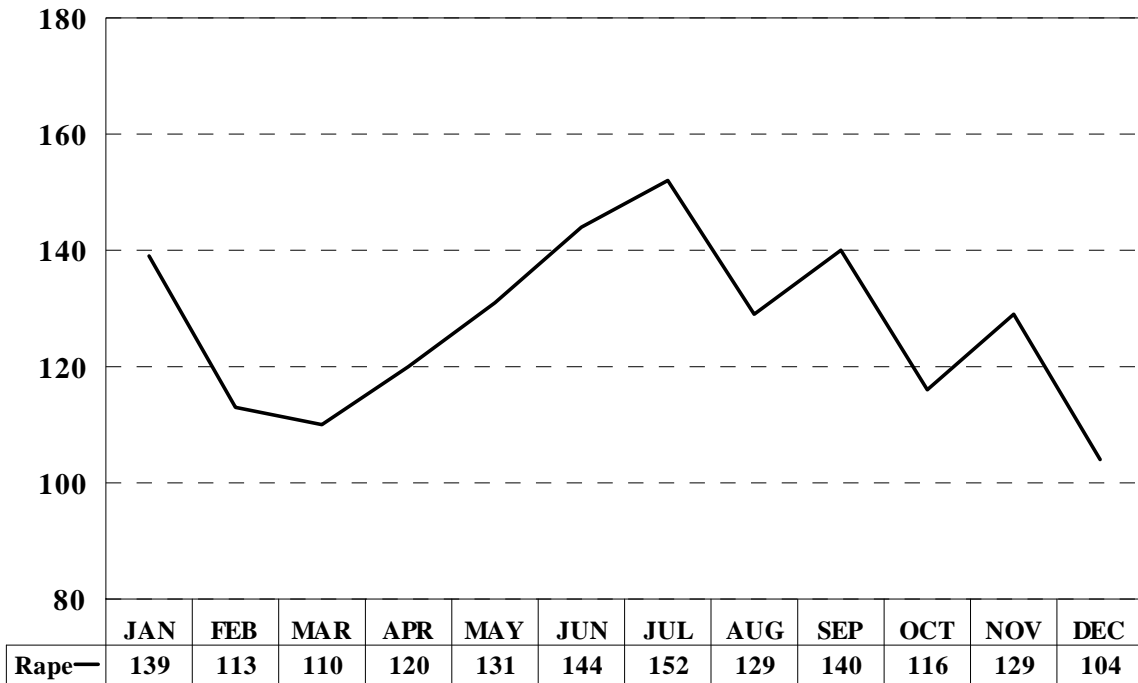


*This offense includes the forcible rape of both females and males. If force is used or threatened, the crime is classified as Forcible Rape regardless of the age of the victim. If no force or threat of force is used and the victim is under the statutory age of consent, the crime is not classified in this category but in the category of Statutory Rape.*

*In 2011, the contributing agencies reported 1,527 rape/at-tempted rape offenses resulting in 1,552 victims. An analysis by month shows July had the greatest occurrences.*

**MONTHS**

**O  
F  
F  
E  
N  
S  
E  
S**





# Forcible Rape

## VICTIMS AND OFFENDERS BY AGE, GENDER AND RACE

AGE	VICTIM		OFFENDER		
	Male	Female	Male	Female	Unknown
Under 10	2	63	1		
10-12	2	92	15	1	
13-14	2	140	33		
15	2	87	29		
16		83	35	1	
17		81	58		
18		90	84	3	
19		105	78	1	
20		69	56	1	
21		60	63		
22		48	63		
23		38	47		
24		42	52		
25-29	2	152	199	6	
30-34	1	130	148	4	
35-39	1	67	99	1	
40-44		60	134	2	
45-49		40	91	1	
50-54		37	51	4	
55-59		13	32	1	
60-64		16	15	1	
65 & Over		13	16		
Unknown Age		14	138	1	64
<b>TOTAL</b>	<b>12</b>	<b>1540</b>	<b>1537</b>	<b>28</b>	<b>64</b>
White	11	1032	814	23	
Black	1	468	667	4	
Am. Ind. or Alaskan Native		2	1		
Asian or Pacific Islander		19	9		
Unknown Race		19	46	1	64
<b>TOTAL</b>	<b>12</b>	<b>1540</b>	<b>1537</b>	<b>28</b>	<b>64</b>



## **Robbery**

*The taking, or attempting to take, anything of value under confrontational circumstances from the control, custody, or care of another person by force or threat of force or violence and/or by putting the victim in fear of immediate harm*

*Because some type of assault is an element of the crime of robbery, an assault is not reported as a separate crime as long as it was performed in furtherance of the robbery.*

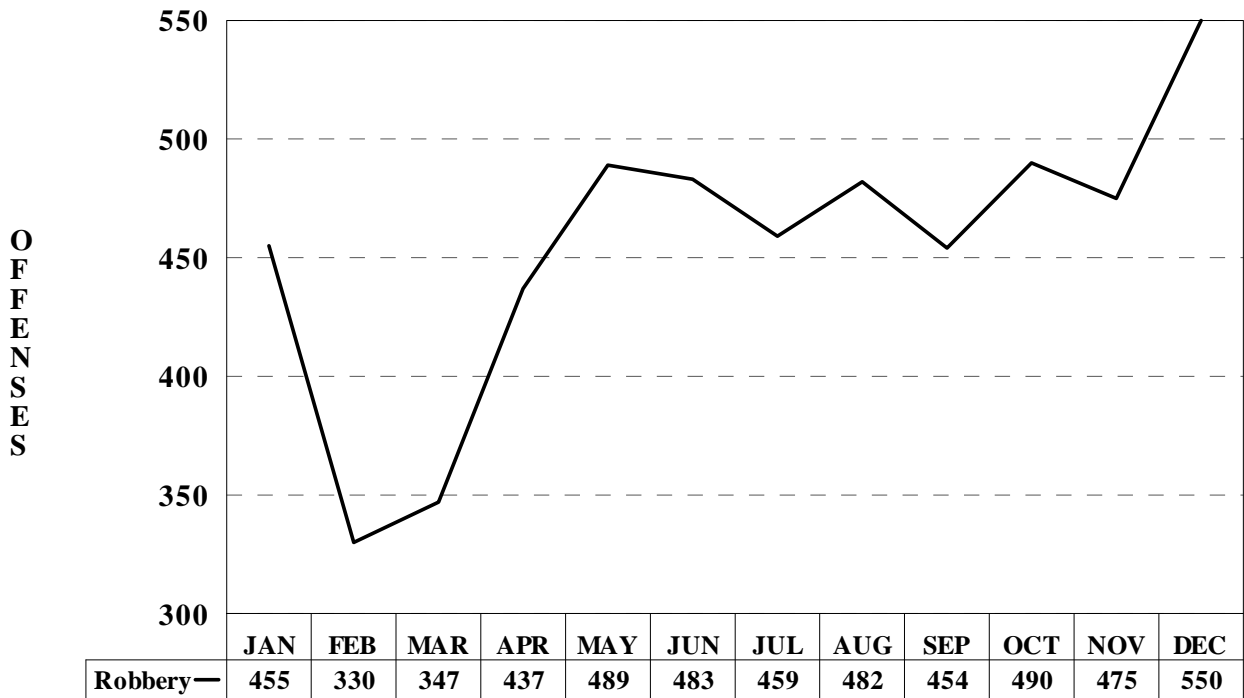
## Robbery



Additional information on robberies can be found in the violent crime section of this report.

There were 5,451 robberies/attempted robberies reported in 2011. The graph below represents the monthly robberies reported by the contributing agencies. The month of December had the greatest number of robberies reported.

### MONTHS



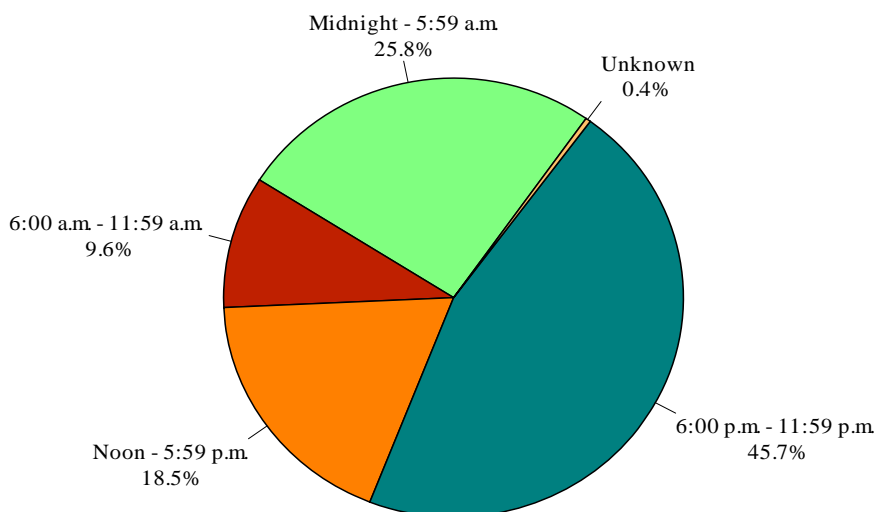
# Robbery

Type of Victim	Number
Individual	6805
Business	930
Financial Institution	43
Government	2
Religious	1
Society/Public	0
Other	0
Unknown Type	7

Resident Status* of Victim	Number
Resident	5272
Nonresident	1421
Unknown Status	112
<b>Total Status</b>	<b>6805</b>

\* Resident of jurisdiction where offense occurred.

How Offender(s) Left Scene	Number
Auto	623
Truck	28
Van	23
Motorcycle	0
Bicycle	72
Foot	1972
Moped	9
Other	28
Unknown	315



Note: Exit not reported for 2381 offenses.

## Robberies By Day of Week and Time of Day

Day/Time	00:00	02:00	04:00	06:00	08:00	10:00	12:00	14:00	16:00	18:00	20:00	22:00	Unk
	01:59	03:59	05:59	07:59	09:59	11:59	13:59	15:59	17:59	19:59	21:59	23:59	
Monday	83	56	25	14	29	36	38	62	58	90	114	154	2
Tuesday	93	48	17	13	18	41	35	41	60	74	139	127	3
Wednesday	99	54	36	17	22	40	50	52	49	73	127	165	4
Thursday	106	52	24	10	29	47	34	53	51	74	124	148	4
Friday	89	70	27	15	24	48	35	68	67	81	126	185	2
Saturday	126	98	50	19	15	34	37	44	65	81	132	152	3
Sunday	116	86	50	17	17	20	27	39	44	82	107	137	2
<b>TOTAL</b>	<b>712</b>	<b>464</b>	<b>229</b>	<b>105</b>	<b>154</b>	<b>266</b>	<b>256</b>	<b>359</b>	<b>394</b>	<b>555</b>	<b>869</b>	<b>1068</b>	<b>20</b>

## Victims and Offenders of Robberies

AGE, GENDER AND RACE OF VICTIM						
Race	Male			Female		
	0 - 17	18 - 35	36+	0 - 17	18 - 35	36+
White	305	1380	752	51	578	459
Black	239	1072	685	67	543	313
Am. Ind./Alskn	1	11	9	0	2	3
Asian/Pacfc Isl.	7	85	68	3	29	49
Unknown Race	8	41	22	0	10	9
<b>TOTAL</b>	<b>560</b>	<b>2589</b>	<b>1536</b>	<b>121</b>	<b>1162</b>	<b>833</b>

Note: Gender unknown = 4.  
Age range 0-17 includes unknown age.

AGE, GENDER AND RACE OF OFFENDER						
Race	Male			Female		
	0 - 17	18 - 35	36+	0 - 17	18 - 35	36+
White	221	731	168	20	114	29
Black	1914	3370	296	68	190	39
Am. Ind./Alskn	0	2	0	0	1	0
Asian/Pacfc Isl.	6	8	0	0	0	0
Unknown Race	103	36	4	5	0	0
<b>TOTAL</b>	<b>2244</b>	<b>4147</b>	<b>468</b>	<b>93</b>	<b>305</b>	<b>68</b>

Note: Gender unknown = 798.  
Age range 0-17 includes unknown age.



## **Assault Offenses**

*An unlawful attack by one person upon another*

### **Aggravated Assault**

*An unlawful attack by one person upon another wherein the offender uses a weapon or displays it in a threatening manner, or the victim suffers obvious severe or aggravated bodily injury involving apparent broken bones, loss of teeth, possible internal injury, severe laceration, or loss of consciousness*

### **Simple Assault**

*An unlawful physical attack by one person upon another where neither the offender displays a weapon, nor the victim suffers obvious severe or aggravated bodily injury involving apparent broken bones, loss of teeth, possible internal injury, severe laceration, or loss of consciousness*

### **Intimidation**

*To unlawfully place another person in reasonable fear of bodily harm through the use of threatening words and/or other conduct, but without displaying a weapon or subjecting the victim to actual physical attack (includes stalking)*

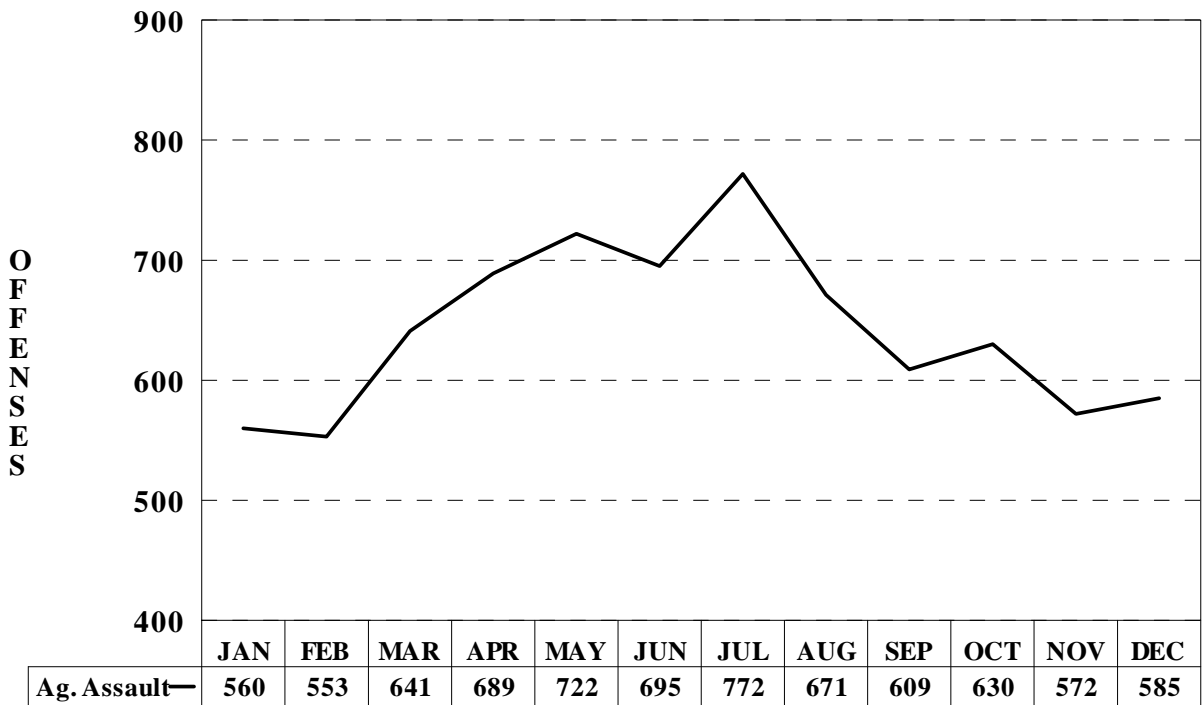
**Aggravated Assault**



*Aggravated assault includes: assaults or attempts to kill or murder; poisoning; assault with a dangerous or deadly weapon; maiming, mayhem, assault with explosives, and assault with disease (as in cases when the offender is aware that he/she is infected with a deadly disease and deliberately attempts to inflict the disease by biting, spitting, etc.). It is not necessary that injury result from an aggravated assault when a weapon is used which could cause serious personal injury. By definition, there can be no attempted assaults.*

*In 2011, the contributing agencies reported 7,699 aggravated assault offenses resulting in 8,841 persons assaulted. The month of July had the greatest number of offenses reported.*

**MONTHS**



## Victims and Offenders of Aggravated Assaults

AGE, GENDER AND RACE OF VICTIM						
Race	Male			Female		
	0 - 17	18 - 35	36+	0 - 17	18 - 35	36+
White	409	1634	1085	184	692	587
Black	309	1376	897	202	823	435
Am. Ind./Alskn	0	2	2	0	0	1
Asian/Pacfc Isl.	6	33	32	4	11	12
Unknown Race	16	22	8	6	11	6
<b>TOTAL</b>	<b>740</b>	<b>3067</b>	<b>2024</b>	<b>396</b>	<b>1537</b>	<b>1041</b>

Note: Gender unknown = 36.  
Age range 0-17 includes unknown age.

AGE, GENDER AND RACE OF OFFENDER						
Race	Male			Female		
	0 - 17	18 - 35	36+	0 - 17	18 - 35	36+
White	488	1696	1000	79	437	235
Black	821	1845	720	226	754	298
Am. Ind./Alskn	0	0	1	0	1	0
Asian/Pacfc Isl.	36	41	18	0	3	6
Unknown Race	51	29	6	7	5	0
<b>TOTAL</b>	<b>1396</b>	<b>3611</b>	<b>1745</b>	<b>312</b>	<b>1200</b>	<b>539</b>

Note: Gender unknown = 573.  
Age range 0-17 includes unknown age.



## Aggravated Assault

Relationship of Victim to Offender (may include multiple relationships)	
Spouse	395
Common-Law Spouse	36
Parent	170
Sibling	251
Child	208
Grandparent	18
Grandchild	11
In-Law	40
Stepparent	21
Stepchild	30
Stepsibling	4
Other Family Member	204
Victim Was Offender	466
Acquaintance	2324
Friend	341
Neighbor	187
Babysittee (the baby)	11
Boyfriend/Girlfriend	909
Child of Boyfriend/Girlfriend	45
Homosexual Relationship	29
Ex-Spouse	37
Employee	11
Employer	7
Otherwise Known	1070
Unknown Relationship	2598
Victim Was Stranger	1854

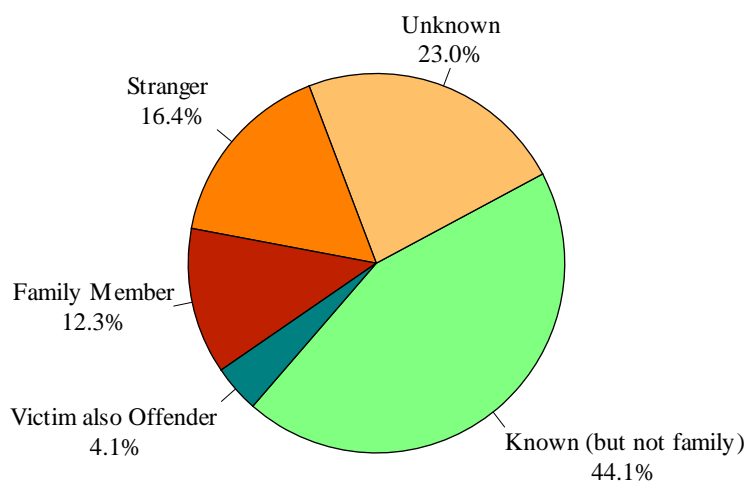
Circumstances of Aggravated Assaults	
Argument	3572
Assault on Law Officer	339
Drug Dealing	52
Gangland	40
Juvenile Gang	18
Lover's Quarrel	361
Other Felony Involved	59
Other Circumstances	1642
Unknown Circumstances	2851

(Up to 2 circumstances can be reported for each victim.)

Gang Related Criminal Information*	
<u>State Criminal Code</u>	<u>Arrests</u>
§18.2-46.2 Prohibited criminal street gang participation.	335
§18.2-46.3 Recruitment of persons for criminal street gang; penalty.	39
§18.2-46.3:1 Third or subsequent conviction of criminal street gang crimes.	0
§18.2-46.3:3 Enhanced punishment for gang activity taking place in a school zone; penalties.	0
§18.2-55.1 Hazing of youth gang members unlawful; criminal liability.	4

\* “§ 52-28.1. Reporting gang related criminal information; inclusion in annual Crime in Virginia report.  
The Department of State Police shall include arrest statistics for violation of §§ 18.2-46.2, 18.2-46.3, 18.2-46.3:1, 18.2-46.3:3, and 18.2-55.1 in the annual Crime in Virginia report.”

### Victim to Offender Relationship



**2011**



### **Kidnaping/Abduction**

*The unlawful seizure, transportation, and/or detention of a person against his/her will or of a minor without the consent of his/her custodial parent(s) or legal guardian.*

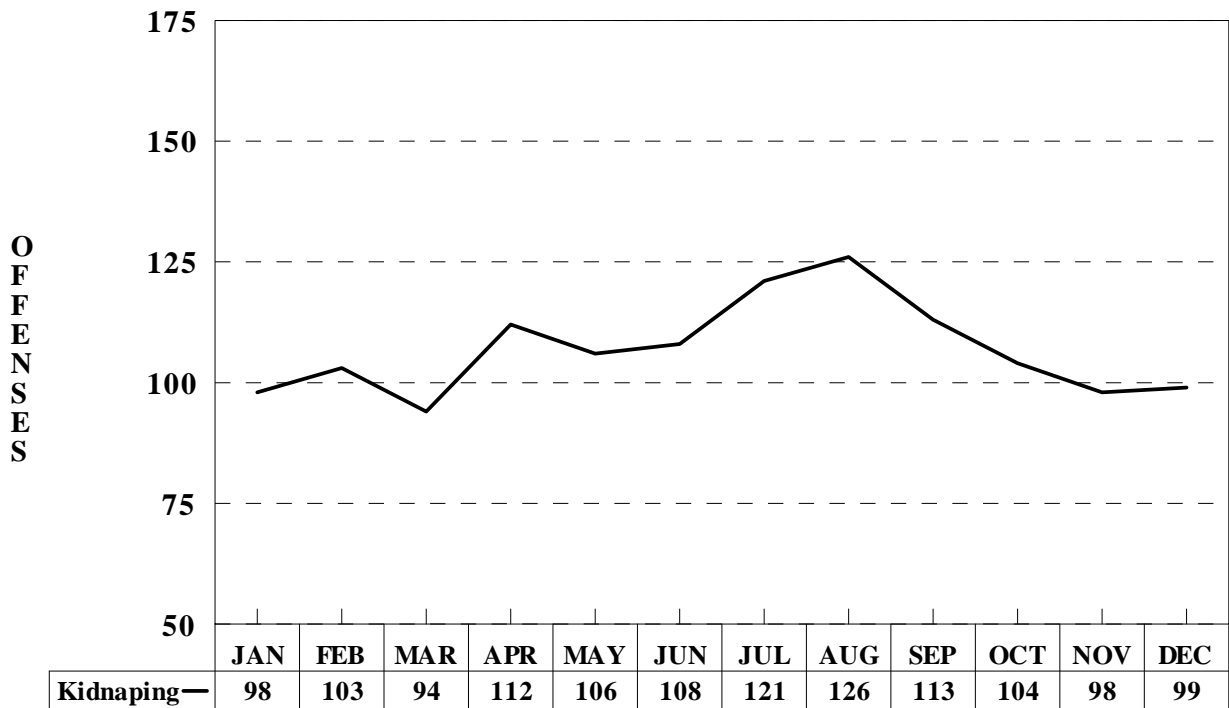
**Kidnaping/  
Abduction**



*This offense includes not only kidnaping and abduction, but hostage situations as well. Although the object of a kidnaping may be to obtain money or property, this category is intended to capture information only on the persons actually kidnaped or abducted, not those persons or organizations paying ransoms.*

*In 2011, there were 1,282 actual and attempted kidnapings/abductions involving 1,475 victims. The month of August had the greatest number of occurrences.*

**MONTHS**

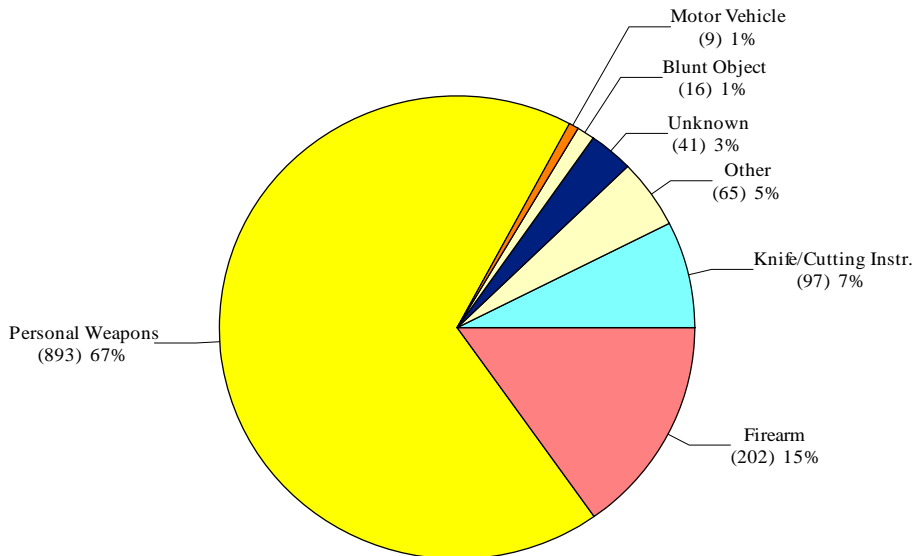


## Kidnaping/Abduction

Relationship of Victim to Offender (may include multiple relationships)	
Spouse	124
Common-Law Spouse	17
Parent	16
Sibling	9
Child	82
Grandparent	3
Grandchild	9
In-Law	3
Stepparent	2
Stepchild	3
Stepsibling	2
Other Family Member	33
Victim Was Offender	7
Acquaintance	234
Friend	48
Neighbor	7
Babysittee (the baby)	0
Boyfriend/Girlfriend	392
Child of Boyfriend/Girlfriend	6
Homosexual Relationship	10
Ex-Spouse	24
Employee	0
Employer	2
Otherwise Known	127
Unknown Relationship	355
Victim Was Stranger	363

Location	Number
Air/Bus/Train Terminal	4
Bank/Savings & Loan	4
Bar/Night Club	5
Church/Synagogue/Temple	4
Commercial/Office Building	10
Construction Site	0
Convenience Store	14
Department/Discount Store	9
Drug Store/Dr Office/Hospital	6
Field/Woods	13
Government/Public Building	9
Grocery/Supermarket	3
Highway/Road/Alley	189
Hotel/Motel/Etc.	47
Jail/Penitentiary	3
Lake/Waterway	0
Liquor Store	0
Parking Lot/Garage	82
Rental/Storage Facility	2
Residence/Home	784
Restaurant	16
School/College	24
Service/Gas Station	8
Specialty Store	8
Other/Unknown	38
<b>TOTAL</b>	<b>1282</b>

### Type Weapon/Forced Used



Victim Injury*	Number
Broken Bones	17
Possible Internal Injury	24
Severe Laceration	34
Minor Injury	507
Other Major Injury	38
Loss of Teeth	2
Unconsciousness	6
None	873

\*May include multiple injuries.



## **Burglary**

*The unlawful entry into a building or other structure with the intent to commit a felony or a theft*

*A "structure" is considered to include, but not be limited to, all buildings, railroad car, garage, housetrailer or houseboat (if used as permanent dwelling), room, barn, stable, mill and ship.*

## Burglary

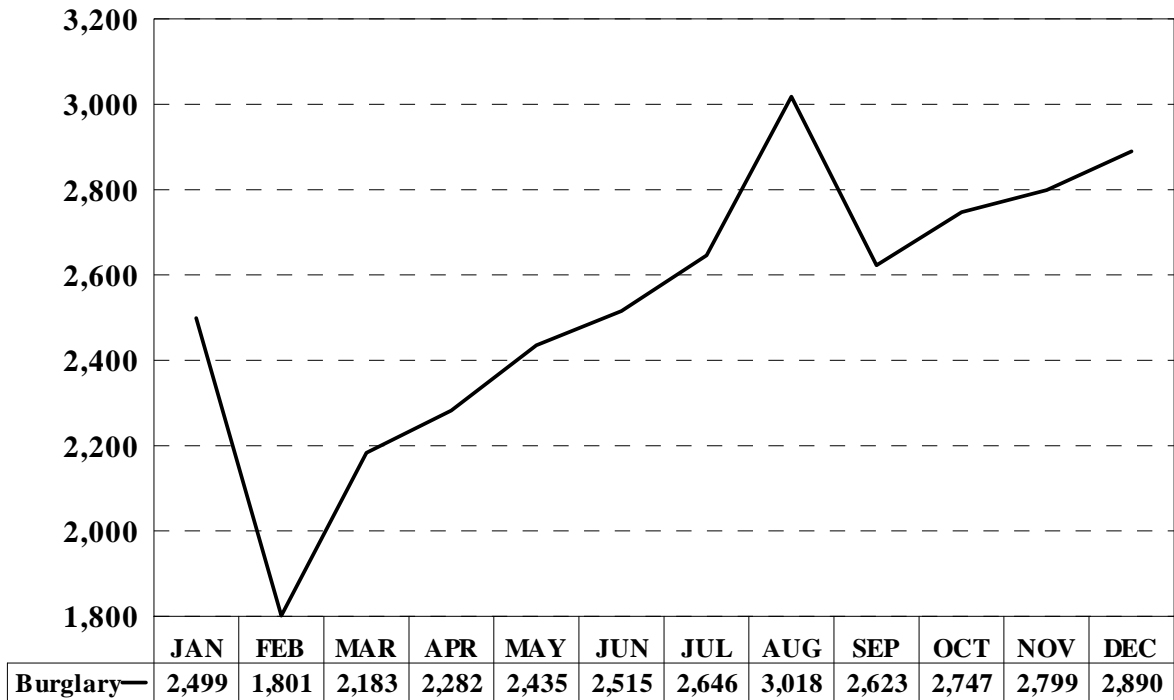


Offenses locally known as burglary (any degree), unlawful entry with intent to commit a larceny or felony, breaking and entering with intent to commit a larceny, and housebreaking are classified as burglary.

Thefts from telephone booths, coin-operated machines, automobiles, tents, or shoplifting from commercial establishments are classified as larcenies and are not included in this offense.

There were 30,438 burglaries/attempted burglaries reported by the contributing agencies in 2011. The month of August had the greatest occurrence of burglaries.

### MONTHS



## Victims and Offenders of Burglaries

AGE, GENDER AND RACE OF VICTIM						
Race	Male			Female		
	0 - 17	18 - 35	36+	0 - 17	18 - 35	36+
White	391	3502	6671	237	3183	5148
Black	148	1679	2315	120	2830	2738
Am. Ind./Alskn	1	4	19	0	2	6
Asian/Pacfc Isl.	8	84	146	4	84	128
Unknown Race	89	59	92	54	61	83
<b>TOTAL</b>	<b>637</b>	<b>5328</b>	<b>9243</b>	<b>415</b>	<b>6160</b>	<b>8103</b>

Note: Gender unknown = 45.  
Age range 0-17 includes unknown age.

AGE, GENDER AND RACE OF OFFENDER						
Race	Male			Female		
	0 - 17	18 - 35	36+	0 - 17	18 - 35	36+
White	1296	3623	1063	192	781	302
Black	1942	3375	735	150	415	103
Am. Ind./Alskn	1	2	1	0	3	0
Asian/Pacfc Isl.	18	26	6	3	10	1
Unknown Race	196	167	15	22	8	7
<b>TOTAL</b>	<b>3453</b>	<b>7193</b>	<b>1820</b>	<b>367</b>	<b>1217</b>	<b>413</b>

Note: Gender unknown = 6837.  
Age range 0-17 includes unknown age.

# Burglary

Point of Entry/Exit During Burglary	Entry	Exit
Front	4567	3904
Rear	6327	4763
Side	2130	1324
Attic	25	8
Vent/AC	105	41
Window	4561	1641
Door	7514	8466
Patio/Sliding Dr	433	454
Balcony/Fire Escape	32	23
Attached Garage	427	320
Wall	48	41
Vehicle	2	3
Floor	10	12
Roof/Skylight	50	21
Hidden Within	2	3
Other	433	246
Unknown	991	1558

Type Security of Structure	Number
Alarm/Audio	1104
Alarm/Silent	199
Bars/Grate	84
Camera	444
Dog	170
Dead Bolt	2092
Locked	8907
Unlocked	2036
Exterior Lights	181
Interior Lights	64
Fence	209
Guard	40
Neighborhood Watch	13
Other	261
None	2685

(Up to 2 security types can be reported for each offense.)

(Up to 2 entry and exit points can be reported for each offense.)

Resident Status* of Victim	Number
Resident	27473
Nonresident	2168
Unknown	290
<b>Total</b>	<b>29931</b>

\* Resident of jurisdiction where offense occurred.

How Offender(s) Left Scene	Number
Auto	850
Truck	137
Van	44
Motorcycle	8
Bicycle	84
Foot	2172
Moped	3
Other	198
Unknown	11264

## Burglaries By Day of Week and Time of Day

Day/Time	00:00	02:00	04:00	06:00	08:00	10:00	12:00	14:00	16:00	18:00	20:00	22:00	Unk
	01:59	03:59	05:59	07:59	09:59	11:59	13:59	15:59	17:59	19:59	21:59	23:59	
Monday	352	165	140	437	620	406	470	391	464	384	366	287	110
Tuesday	369	128	122	421	615	429	428	365	503	388	344	294	97
Wednesday	354	150	138	423	604	436	473	369	466	413	309	269	80
Thursday	341	126	129	421	645	428	481	342	454	440	326	293	75
Friday	385	157	130	402	659	417	452	460	651	450	323	320	101
Saturday	402	191	140	162	320	316	418	368	386	391	364	370	79
Sunday	366	225	115	119	278	278	385	357	380	361	298	297	85
<b>TOTAL</b>	<b>2569</b>	<b>1142</b>	<b>914</b>	<b>2385</b>	<b>3741</b>	<b>2710</b>	<b>3107</b>	<b>2652</b>	<b>3304</b>	<b>2827</b>	<b>2330</b>	<b>2130</b>	<b>627</b>





## **Larceny**

*The unlawful taking, carrying, leading, or riding away of property from the possession, or constructive possession, of another person*

### **Pocket Picking**

*The theft of articles from another person's physical possession by stealth where the victim usually does not become immediately aware of the theft*

### **Purse Snatching**

*The grabbing or snatching of a purse, handbag, etc., from the physical possession of another person*

### **Shoplifting**

*The theft, by someone other than an employee of the victim, of goods or merchandise exposed for sale*

### **Theft From Building**

*The theft from within a building which is either open to the general public or where the offender has legal access*

### **Theft From Coin-Operated Machine or Device**

*The theft from a machine or device which is operated or activated by the use of coins*

### **Theft From Motor Vehicle**

*The theft of articles from a motor vehicle, whether locked or unlocked*

### **Theft of Motor Vehicle Parts or Accessories**

*The theft of any part or accessory affixed to the interior or exterior of a motor vehicle in a manner which would make the item an attachment of the vehicle, or necessary for its operation*

### **All Other Larceny**

*All thefts which do not fit any of the definitions of the specific subcategories of Larceny/Theft listed above*

*Included are thefts from fenced enclosures. Theft of animals, bicycles, lawn mowers, lawn furniture, hand tools, and farm and construction equipment are also included where no breaking or entering of a structure is involved.*

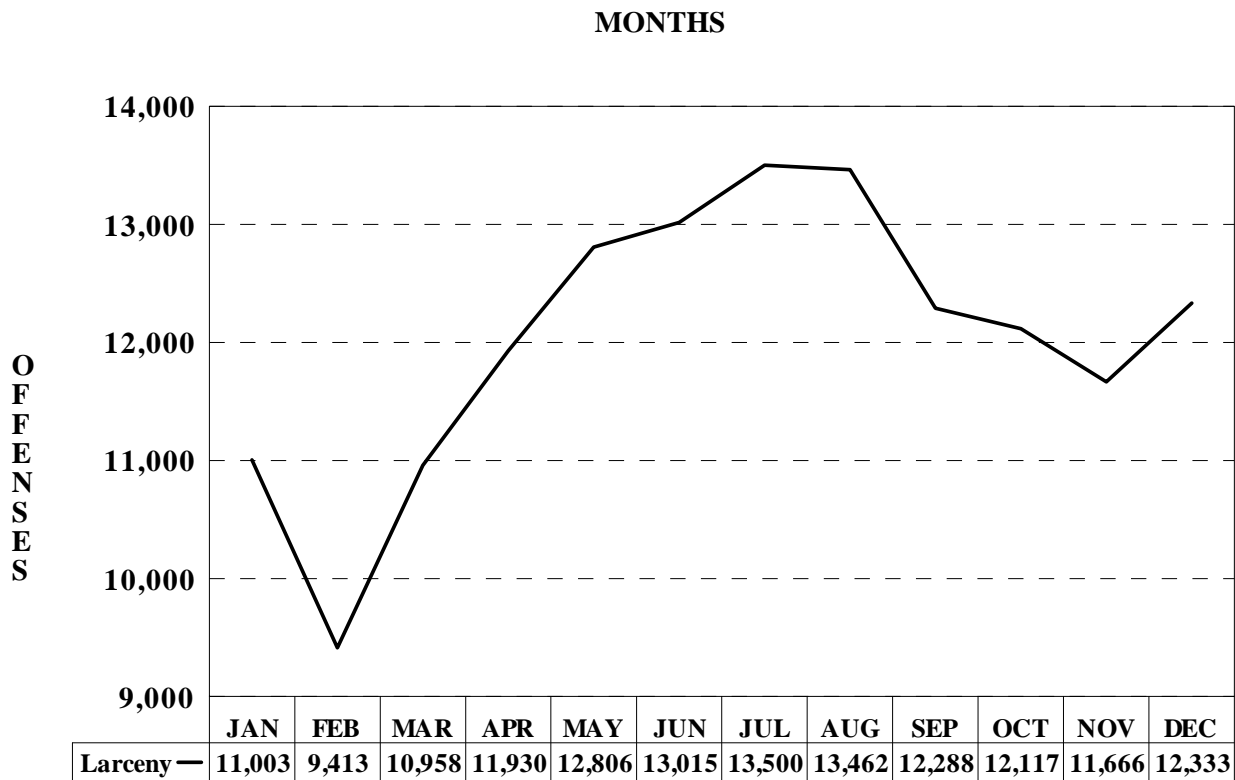
## Larceny



Local offense classifications such as grand theft, petty larceny, or felony larceny have no bearing on the fact that each distinct operation of larceny is reported as one offense.

Motor vehicle theft is not included in the larceny totals and is counted separately because of the great volume of such thefts.

There were 144,491 larceny/attempted larceny offenses reported by the contributing agencies during 2011. July had the greatest occurrence of offenses reported.



# Larceny

The nature of larceny, a crime of opportunity, sneak thievery and petty unobserved thefts, makes it an extremely difficult offense for law enforcement officers to solve. A lack of witnesses and the volume of these crimes work in the offender's favor.

Location	Number
Air/Bus/Train Terminal	529
Bank/Savings & Loan	348
Bar/Night Club	750
Church/Synagogue/Temple	778
Commercial/Office Building	4421
Construction Site	1231
Convenience Store	5557
Department/Discount Store	17657
Drug Store/Dr Office/Hospital	1754
Field/Woods	1469
Government/Public Building	1309
Grocery/Supermarket	4818
Highway/Road/Alley	12059
Hotel/Motel/Etc.	1644
Jail/Penitentiary	27
Lake/Waterway	280
Liquor Store	1144
Parking Lot/Garage	18010
Rental/Storage Facility	460
Residence/Home	48994
Restaurant	2300
School/College	4955
Service/Gas Station	1906
Specialty Store	4439
Other/Unknown	7652
<b>TOTAL</b>	<b>144491</b>

Classification	Number
Pocket Picking	409
Purse Snatching	250
Shoplifting	28013
Theft From Building	20715
Theft From Coin-Operated Machine or Device	352
Theft From Motor Vehicles	32940
Theft of Motor Vehicle Parts & Accessories	11060
All Other Larceny	50752
<b>TOTAL</b>	<b>144491</b>

Day of Week	Number
Monday	21346
Tuesday	20932
Wednesday	20693
Thursday	20808
Friday	22942
Saturday	20627
Sunday	17143
<b>TOTAL</b>	<b>144491</b>



## **Motor Vehicle Theft**

*Theft of a motor vehicle. A motor vehicle is defined as a self-propelled vehicle that runs on the surface of land and not on rails, and which fits one of the following descriptions:*

**Automobiles** - *sedans, coupes, station wagons, convertibles, taxicabs, or other similar motor vehicles which serve the primary purpose of transporting people*

**Buses** - *motor vehicles which are specifically designed (but not necessarily used) to transport groups of people on a commercial basis*

**Recreational Vehicles** - *motor vehicles which are specifically designed (but not necessarily used) to transport people and also provide them temporary lodging for recreational purposes*

**Trucks** - *motor vehicles which are specifically designed (but not necessarily used) to transport cargo*

**Other Motor Vehicles** - *any other motor vehicles, e.g., motorcycles, motor scooters, trail bikes, mopeds, snowmobiles, golf carts, etc., whose primary purpose is to transport people*

**Motor Vehicle  
Theft**



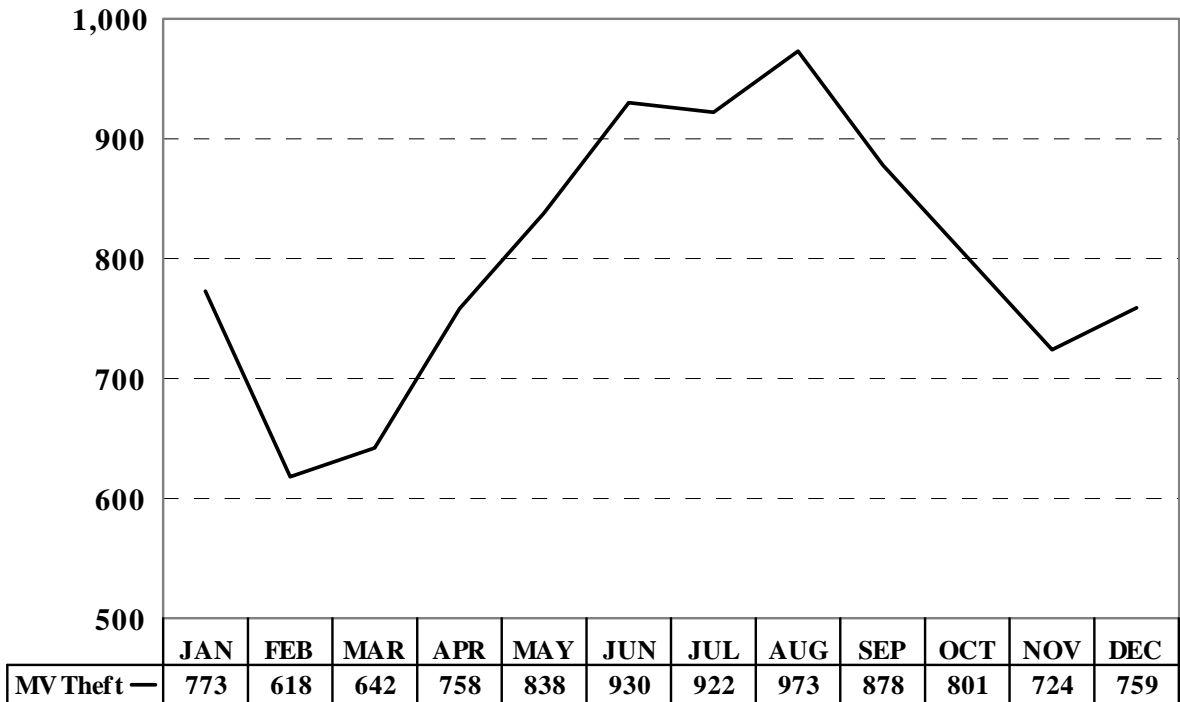
All cases where motor vehicles are taken by persons not having lawful access even though the vehicles are later abandoned are counted in this offense. Joyriding is included.

Unauthorized use by chauffeurs and others having lawful access to the vehicle is not included in motor vehicle theft.

In 2011, contributing agencies reported 9,616 offenses of motor vehicle theft (9,288 completed and 328 attempted). A total of 9,626 motor vehicles were reported stolen. August had the greatest occurrence of offenses reported.

**O  
F  
F  
E  
N  
S  
E  
S**

**MONTHS**



## Victims and Offenders of Motor Vehicle Thefts

AGE, GENDER AND RACE OF VICTIM						
Race	Male			Female		
	0 - 17	18 - 35	36+	0 - 17	18 - 35	36+
White	95	1448	2040	50	690	1031
Black	22	661	1024	12	752	725
Am. Ind./Alskn	0	3	4	0	1	1
Asian/Pacfc Isl.	5	50	48	0	25	19
Unknown Race	17	43	51	12	26	53
<b>TOTAL</b>	<b>139</b>	<b>2205</b>	<b>3167</b>	<b>74</b>	<b>1494</b>	<b>1829</b>

Note: Gender unknown = 19.  
Age range 0-17 includes unknown age.

AGE, GENDER AND RACE OF OFFENDER						
Race	Male			Female		
	0 - 17	18 - 35	36+	0 - 17	18 - 35	36+
White	318	964	432	90	242	96
Black	490	1029	356	60	152	58
Am. Ind./Alskn	0	0	0	0	0	0
Asian/Pacfc Isl.	4	5	3	2	2	1
Unknown Race	49	64	7	10	7	2
<b>TOTAL</b>	<b>861</b>	<b>2062</b>	<b>798</b>	<b>162</b>	<b>403</b>	<b>157</b>

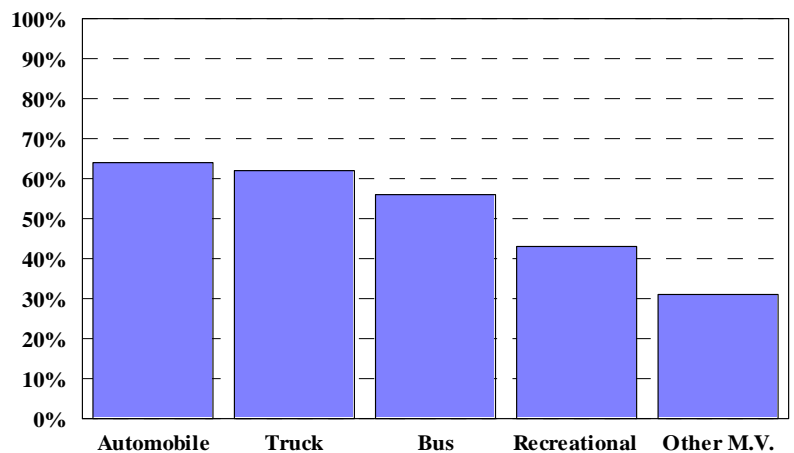
Note: Gender unknown = 1609.  
Age range 0-17 includes unknown age.

# Motor Vehicle Theft

Location of M/V Theft	Number
Air/Bus/Train Terminal	25
Bank/Savings & Loan	5
Bar/Night Club	27
Church/Synagogue/Temple	25
Commercial/Office Building	201
Construction Site	22
Convenience Store	82
Department/Discount Store	29
Drug Store/Dr Office/Hospital	18
Field/Woods	107
Government/Public Building	34
Grocery/Supermarket	18
Highway/Road/Alley	2015
Hotel/Motel/Etc.	101
Jail/Penitentiary	9
Lake/Waterway	1
Liquor Store	0
Parking Lot/Garage	2573
Rental/Storage Facility	39
Residence/Home	3625
Restaurant	38
School/College	57
Service/Gas Station	101
Specialty Store	91
Other/Unknown	373
<b>TOTAL</b>	<b>9616</b>

Vehicle Counts By Type		
Type	Stolen	Recovered
Automobiles	6459	4103
Buses	9	5
Recreational Vehicles	260	111
Trucks	751	464
Other Motor Vehicles	2147	669
<b>TOTAL</b>	<b>9626</b>	<b>5352</b>

**Vehicles Recovered By Type**



## Motor Vehicle Theft By Day of Week and Time of Day

Day/Time	00:00	02:00	04:00	06:00	08:00	10:00	12:00	14:00	16:00	18:00	20:00	22:00	Unk
	01:59	03:59	05:59	07:59	09:59	11:59	13:59	15:59	17:59	19:59	21:59	23:59	
Monday	166	62	37	78	119	75	99	97	118	157	190	187	32
Tuesday	141	55	44	59	90	82	97	78	124	140	195	194	18
Wednesday	155	55	44	79	84	74	100	72	144	134	195	167	25
Thursday	142	48	50	58	80	73	113	107	139	146	165	195	28
Friday	156	52	41	68	107	87	99	100	185	163	185	218	28
Saturday	190	94	42	42	94	96	109	97	122	150	205	231	20
Sunday	160	81	39	48	68	88	100	97	107	119	141	163	18
<b>TOTAL</b>	<b>1110</b>	<b>447</b>	<b>297</b>	<b>432</b>	<b>642</b>	<b>575</b>	<b>717</b>	<b>648</b>	<b>939</b>	<b>1009</b>	<b>1276</b>	<b>1355</b>	<b>169</b>



## **Arson**

*To unlawfully and intentionally damage, or attempt to damage, any real or personal property by fire or incendiary device*

*The value of property burned, including incidental damage resulting from fighting the fire, is reported in the value of the property loss.*



## Arson

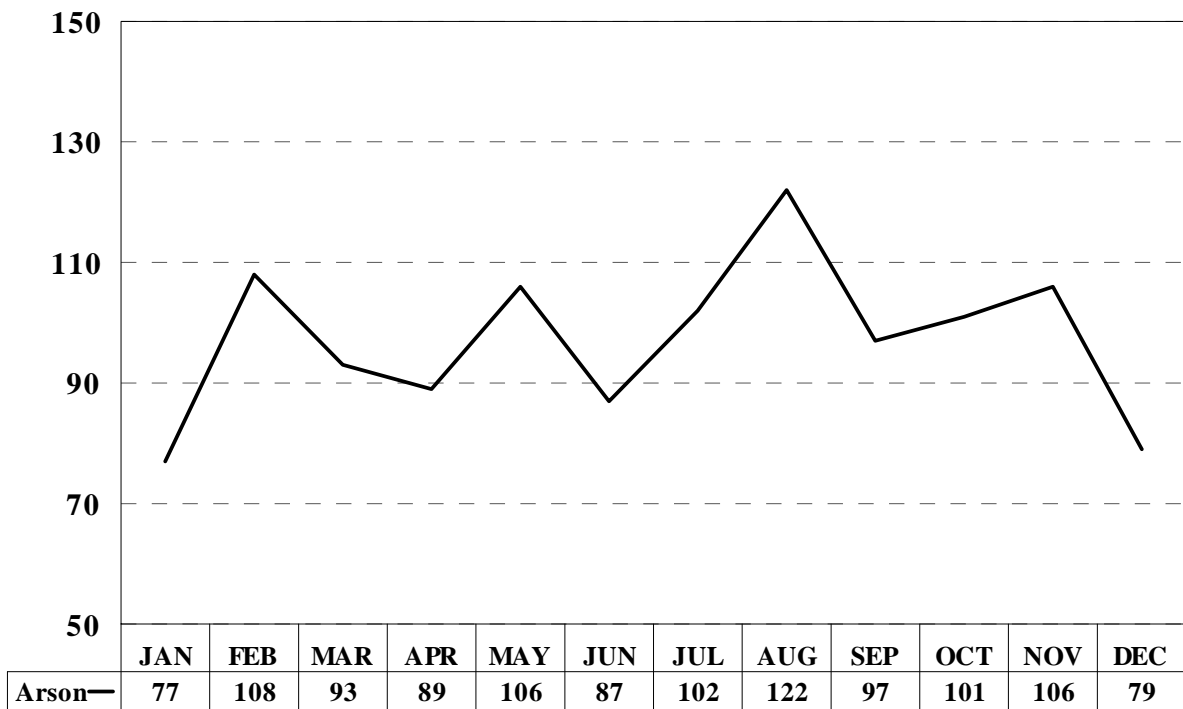


Only fires determined through investigation to have been unlawfully and intentionally set are classified as Arson. Attempts to burn are included, but fires of suspicious or unknown origin are not reported.

There were 1,167 arsons/attempted arsons reported in 2011 by the contributing agencies resulting in a total property loss of \$12,023,605. The month of August had the most occurrences of arson reported.

### MONTHS

OFFENSES



# Arson

## CLASSIFICATION BY LOCATION AND VALUE LOSS BY PROPERTY

Location of Arson	Number
Air/Bus/Train Terminal	4
Bank/Savings and Loan	2
Bar/Night Club	3
Church/Synagogue/Temple	13
Commercial/Office Building	22
Construction Site	7
Convenience Store	7
Department/Discount Store	9
Drug Store/Dr Office/ Hospital	3
Field/Woods	107
Government/Public Building	12
Grocery/Supermarket	2
Highway/Road/Alley	140
Hotel/Motel/Etc.	6
Jail/Penitentiary	4
Lake/Waterway	3
Liquor Store	0
Parking Lot/Garage	102
Rental Storage Facility	1
Residence/Home	540
Restaurant	4
School/College	90
Service/Gas Station	4
Specialty Store	3
Other/Unknown	79
<b>TOTAL</b>	<b>1,167</b>

Structures	Loss Value
Single Occupancy Dwelling	\$6,690,476
Other Dwelling	671,701
Commercial/Business	825,925
Industrial/Manufacturing	500,000
Public/Community	46,830
Storage	278,961
Other	238,585
<b>Non-Structure</b>	
Aircraft	\$20,000
Alcohol	15,000
Automobiles	871,250
Bicycles	250
Buses	16,400
Clothes/Furs	6,779
Computer Hardware/Software	251,200
Consumable Goods	3
Firearms	0
Heavy Construction/Indust.	9,250
Household Goods	14,794
Jewelry/Precious Metals	0
Merchandise	250
Money	260
Negotiable Instruments	0
Office-Type Equipment	0
Other Motor Vehicles	13,000
Purses/Handbags/Wallets	30
Radios/TVs/VCRs	50
Recordings-Audio/Visual	0
Recreational Vehicles	57,700
Tools	20
Trucks	92,077
Vehicle Parts/Accessories	32,704
Watercraft	1,500
Other	1,368,610
<b>TOTAL</b>	<b>\$12,023,605</b>

# Arson

Point of Entry/Exit During Arson	Entry	Exit
Front	9	5
Rear	14	12
Side	7	4
Attic	0	0
Vent/AC	0	0
Window	9	2
Door	16	15
Patio/Sliding Dr	1	1
Balcony/Fire Escape	0	0
Attached Garage	1	0
Wall	1	0
Vehicle	1	1
Floor	0	0
Roof/Skylight	0	0
Hidden Within	0	0
Other	10	7
Unknown	25	22

(Up to 2 entry and exit points can be reported for each offense.)

Gender and Race of Victim		
Race	Male	Female
White	286	201
Black	116	145
Am.Ind./Alskn	1	0
Asian/Pacfc Isl.	5	3
Unknown Race	22	13
<b>TOTAL</b>	<b>430</b>	<b>362</b>

Note: Gender not reported = 13.

Gender and Race of Offender		
Race	Male	Female
White	396	49
Black	210	65
Am.Ind./Alskn	0	0
Asian/Pacfc Isl.	6	0
Unknown Race	13	1
<b>TOTAL</b>	<b>625</b>	<b>115</b>

Note: Gender not reported = 271.


## Arson By Day of Week and Time of Day

Day/Time	00:00	02:00	04:00	06:00	08:00	10:00	12:00	14:00	16:00	18:00	20:00	22:00	Unk
	01:59	03:59	05:59	07:59	09:59	11:59	13:59	15:59	17:59	19:59	21:59	23:59	
Monday	24	18	11	7	7	12	16	12	14	17	16	20	1
Tuesday	28	7	7	5	8	11	6	8	21	15	16	17	1
Wednesday	15	9	5	5	12	11	8	15	16	13	19	16	6
Thursday	12	14	9	4	6	10	13	10	18	13	16	17	3
Friday	22	12	12	3	13	5	12	23	15	16	19	17	0
Saturday	23	13	10	11	7	10	12	15	9	17	29	22	3
Sunday	23	28	25	10	8	8	12	7	18	13	22	21	2
<b>TOTAL</b>	<b>147</b>	<b>101</b>	<b>79</b>	<b>45</b>	<b>61</b>	<b>67</b>	<b>79</b>	<b>90</b>	<b>111</b>	<b>104</b>	<b>137</b>	<b>130</b>	<b>16</b>



### III

# Summary of Group A Offenses



# Violent Crime

Violent crime offenses include murder/nonnegligent manslaughter, aggravated assault, forcible sex offenses and robbery. All violent crimes involve force or threat of force.

In 2011, contributing agencies reported 18,196 violent crime offenses involving 21,055 individual victims.

Relationship of Victim to Offender (may include multiple relationships)	
	Percent
Spouse	1.9
Common-Law Spouse	.2
Parent	.7
Sibling	1.6
Child	2.0
Grandparent	.1
Grandchild	.5
In-Law	.2
Stepparent	.2
Stepchild	.7
Stepsibling	.2
Other Family Member	2.1
Victim Was Offender	1.8
Acquaintance	16.5
Friend	2.7
Neighbor	1.1
Babysitree (the baby)	.1
Boyfriend/Girlfriend	4.5
Child of Boyfriend/Girlfriend	.4
Homosexual Relationship	.2
Ex-Spouse	.2
Employee	.1
Employer	.1
Otherwise Known	7.5
Stranger	25.7
Unknown Relationship	28.6
<b>Total Relationships Reported</b>	<b>27,585</b>

Violent Crime: Offender(s) Suspected of Using By Offense (Up to 3 suspected usages can be reported for each offense.)			
Suspected of Using	Alcohol	Computer Equipment	Drugs
Murder/Non-Negl. Mansl.	16	0	5
Aggravated Assault	1016	13	119
Forcible Rape	191	4	52
Forcible Sodomy	28	1	3
Sexual Assault w/Object	29	0	1
Forcible Fondling	114	20	28
Robbery	99	5	50
<b>Total</b>	<b>1493</b>	<b>43</b>	<b>258</b>

Resident Status* of Victim	Percent
Resident	78.9
Nonresident	19.1
Unk/Not Reported	1.9

\* Resident of jurisdiction where offense occurred.

## Violent Crime Location By Offense

Location	Murder/ Nonneg. Mnslghtr	Aggrvatd Assault	Forcible Rape	Forcible Sodomy	Sexual Assault w/Object	Forcible Fondling	Robbery
Air/Bus/Train Terminal	0	7	0	1	0	13	12
Bank/Savings & Loan	0	6	0	0	0	0	190
Bar/Night Club	1	190	3	1	0	9	22
Church/Synagogue/Temple	1	10	3	1	0	11	5
Commercial/Office Building	2	38	3	3	1	25	62
Construction Site	0	6	0	0	0	0	1
Convenience Store	4	61	0	1	2	10	414
Department/Discount Store	0	33	0	2	1	20	104
Drug Store/Dr Office/Hospital	1	44	10	7	0	21	52
Field/Woods	10	137	50	17	4	30	107
Government/Public Building	1	51	3	11	4	28	12
Grocery/Supermarket	1	15	1	1	0	2	35
Highway/Road/Alley	54	1772	75	19	18	116	1688
Hotel/Motel/Etc.	1	93	64	17	8	40	130
Jail/Penitentiary	0	55	0	7	3	7	6
Lake/Waterway	1	7	2	2	1	4	3
Liquor Store	0	1	0	0	0	1	5
Parking Lot/Garage	27	608	52	10	3	51	796
Rental/Storage Facility	0	5	2	0	0	3	0
Residence/Home	164	3989	1101	396	232	1550	1176
Restaurant	2	91	6	4	5	29	185
School/College	0	186	39	24	18	159	69
Service/Gas Station	0	27	0	2	1	4	88
Specialty Store	0	19	4	4	0	12	127
Other/Unknown	8	248	109	39	21	205	162
<b>TOTAL</b>	<b>278</b>	<b>7699</b>	<b>1527</b>	<b>569</b>	<b>322</b>	<b>2350</b>	<b>5451</b>

## Violent Crime By Day of Week and Time of Day

Day/Time	00:00	02:00	04:00	06:00	08:00	10:00	12:00	14:00	16:00	18:00	20:00	22:00	Unk
	01:59	03:59	05:59	07:59	09:59	11:59	13:59	15:59	17:59	19:59	21:59	23:59	
Monday	303	158	67	67	134	146	177	213	238	268	324	350	57
Tuesday	329	129	48	63	122	149	163	197	232	220	322	314	58
Wednesday	292	133	73	66	115	139	181	229	206	236	335	331	45
Thursday	322	141	68	53	136	146	166	224	210	242	317	359	61
Friday	347	161	77	64	125	159	172	223	249	257	334	457	72
Saturday	568	412	148	80	101	112	163	166	225	243	340	485	66
Sunday	523	365	167	62	93	109	148	167	186	245	283	330	38
<b>TOTAL</b>	<b>2684</b>	<b>1499</b>	<b>648</b>	<b>455</b>	<b>826</b>	<b>960</b>	<b>1170</b>	<b>1419</b>	<b>1546</b>	<b>1711</b>	<b>2255</b>	<b>2626</b>	<b>397</b>

## Type Weapon/Force Involved By Violent Offense

(Up to 3 types of weapon/force can be reported for each offense.)

Type Weapon/Force	Murder/ Nonneg. Mnslghtr	Aggravated Assault*	Forcible Rape	Forcible Sodomy	Sexual Assault w/Object	Forcible Fondling	Robbery
Firearm (type unknown)	62	442	9	1	0	1	386
Automatic Firearm	3	19	0	1	0	0	55
Handgun	95	689	20	6	2	4	1986
Automatic Handgun	6	66	2	0	0	1	277
Rifle	8	42	0	0	0	0	43
Automatic Rifle	1	3	0	0	0	0	3
Shotgun	12	80	1	0	0	0	127
Automatic Shotgun	0	1	0	0	0	0	1
Other Firearm	2	99	0	0	0	0	56
Other Auto. Firearm	1	4	0	0	0	0	1
Knife/Cutting Instr.	32	1809	33	9	4	8	412
Blunt Object	8	1085	4	2	5	3	124
Motor Vehicle	2	313	0	0	0	0	2
Personal Weapon	22	1999	967	354	213	1558	1532
Poison	0	22	0	0	0	0	0
Explosives	0	0	0	0	0	0	2
Fire/Incend. Device	2	23	0	0	0	1	0
Drugs/Narc./Sleep Pills	0	6	4	1	0	0	0
Asphyxiation	2	8	0	0	0	0	2
Other	4	1006	120	38	23	188	210
Unknown	21	306	91	32	27	124	246

## Type Injury Sustained By Violent Offense

(Up to 5 injuries can be reported for each victim.)

Type Injury	Aggravated Assault*	Forcible Rape	Forcible Sodomy	Sexual Assault w/Object	Forcible Fondling	Robbery
None	2706	1040	489	248	2371	5133
Apparent Broken Bones	586	2	1	0	0	40
Possible Internal Injury	456	95	24	20	39	67
Severe Laceration	2052	7	0	2	1	162
Apparent Minor Injury	2223	357	84	58	146	1301
Other Major Injury	1288	51	21	12	35	144
Loss of Teeth	157	2	1	0	0	15
Unconsciousness	174	12	2	2	0	32
<b>Total Injuries</b>	<b>6936</b>	<b>526</b>	<b>133</b>	<b>94</b>	<b>221</b>	<b>1761</b>

\*Assaults are classified as 'aggravated' if a weapon is used, even if there is no injury to the victim. All other violent offenses include attempts.

## Victims and Offenders of Violent Crimes

AGE, GENDER AND RACE OF VICTIM						
Race	Male			Female		
	0 - 17	18 - 35	36+	0 - 17	18 - 35	36+
White	1148	3106	1912	1956	2227	1437
Black	735	2568	1633	999	1744	873
Am. Ind./Alskn	2	13	11	3	2	4
Asian/Pacfc Isl.	15	119	101	21	63	70
Unknown Race	39	64	30	61	32	22
<b>TOTAL</b>	<b>1939</b>	<b>5870</b>	<b>3687</b>	<b>3040</b>	<b>4068</b>	<b>2406</b>

Note: Gender unknown = 45.  
Age range 0-17 includes unknown age.

AGE, GENDER AND RACE OF OFFENDER						
Race	Male			Female		
	0 - 17	18 - 35	36+	0 - 17	18 - 35	36+
White	1650	3353	2045	175	618	318
Black	4634	4802	1441	386	934	352
Am. Ind./Alskn	2	2	2	0	2	0
Asian/Pacfc Isl.	59	62	35	0	3	7
Unknown Race	272	59	21	20	6	1
<b>TOTAL</b>	<b>6617</b>	<b>8278</b>	<b>3544</b>	<b>581</b>	<b>1563</b>	<b>678</b>

Note: Gender unknown = 1555.  
Age range 0-17 includes unknown age.



# Property Crime

Property crimes, or crimes against property, are listed below. Robbery is considered a crime against property; however, it is also a violent crime and is listed again in the violent crime section of this report.

Contributing agencies reported 302,600 property offenses during 2011. More property crimes occurred on a Friday than any other day of the week.

## Property Crime: Offender(s) Suspected of Using By Offense

(Up to 3 suspected usages can be reported for each offense.)

Offense	Alcohol	Drugs	Computer Equipment
Arson	34	6	0
Bribery	7	0	0
Burglary	337	117	33
Counterfeiting/Forgery	109	50	86
Destruction/Vandalism	1564	154	38
Embezzlement	16	13	41
Extortion	1	1	4
Fraud	300	179	1003
Larceny	1334	549	173
Motor Vehicle Theft	110	30	3
Robbery	99	50	5
Stolen Property	29	24	2
<b>Total</b>	<b>3940</b>	<b>1173</b>	<b>1388</b>

## Property Crimes By Day of Week and Time of Day

Day/Time	00:00	04:00	08:00	12:00	16:00	20:00	Unk
	03:59	07:59	11:59	15:59	19:59	23:59	
Monday	5206	2824	8036	9364	10245	7592	1046
Tuesday	4881	2670	7780	9016	10211	7759	1010
Wednesday	4940	2757	7552	8973	9947	7675	930
Thursday	4939	2713	7599	9038	10171	7704	913
Friday	5627	2807	8011	10197	11849	8891	1076
Saturday	6846	2135	6436	8967	9456	9275	859
Sunday	6314	1938	4912	7365	8044	7420	684
<b>TOTAL</b>	<b>38753</b>	<b>17844</b>	<b>50326</b>	<b>62920</b>	<b>69923</b>	<b>56316</b>	<b>6518</b>

## Other Property Crime Locations

Location	Bribery	Burglary	Cntrft/ Forgery	Destruct/ Vandal	Embezzle- ment	Extor- tion	Fraud	Stolen Property
Air/Bus/Train Terminal	0	9	7	123	3	0	35	5
Bank/Savings and Loan	0	20	1100	106	59	0	1687	4
Bar/Night Club	0	66	65	202	21	0	559	4
Church/Synagogue/ Temple	0	310	5	667	4	0	37	6
Commercial/ Office Bldg	2	1084	163	2050	287	8	640	36
Construction Site	0	166	3	398	14	0	17	1
Convenience Store	0	445	861	706	165	3	1367	26
Department/ Discount Store	0	134	532	454	717	3	2006	74
Drug Store/Dr Office/ Hospital	0	132	291	254	65	0	833	5
Field/Woods	0	20	16	790	2	0	52	29
Government/ Public Building	5	127	490	820	44	1	293	10
Grocery/ Supermarket	0	64	528	214	98	1	889	23
Highway/Road/ Alley	5	46	545	12145	39	3	1374	483
Hotel/Motel/Etc.	0	129	57	575	41	2	201	21
Jail/Penitentiary	4	9	89	49	5	0	50	2
Lake/Waterway	0	3	4	70	1	1	8	1
Liquor Store	0	11	31	20	1	0	26	0
Parking Lot/Garage	0	275	120	12069	62	4	463	202
Rental Storage Facility	0	240	3	296	10	0	43	11
Residence/Home	7	24537	723	34260	281	70	9361	280
Restaurant	0	421	475	789	271	0	768	18
School/College	0	382	91	2183	30	2	133	35
Service/Gas Station	0	170	161	369	97	0	693	10
Specialty Store	0	677	280	842	282	1	1314	66
Other/Unknown	2	961	434	3442	239	14	3191	102
<b>Total</b>	<b>25</b>	<b>30438</b>	<b>7074</b>	<b>73893</b>	<b>2838</b>	<b>113</b>	<b>26040</b>	<b>1454</b>

Location of offense for arson, larceny and motor vehicle theft can be found in the sections pertaining to these individual offenses. Location of offense for robbery is listed in the section on Violent Crime.

## Number of Other Property Crime Offenses By Day of Week

Offense	Monday	Tuesday	Wednesday	Thursday	Friday	Saturday	Sunday
Bribery	3	1	4	4	7	5	1
Counterfeiting/ Forgery	1118	1158	1116	1089	1137	831	625
Destruction/ Vandalism	10300	9432	9535	9749	11944	12290	10643
Embezzlement	383	502	391	434	477	398	253
Extortion	21	18	13	22	20	9	10
Fraud	4025	4389	4025	3992	4292	3196	2121
Stolen Property	172	216	247	233	237	182	167

Resident Status* of Victims of All Property Crimes	Percent
Resident	83.1
Nonresident	15.7
Unknown	1.3

\* Resident of jurisdiction where offense occurred.

## Victims and Offenders of All Property Crimes By Race and Gender

Race	Victims		Offenders	
	Male	Female	Male	Female
White	87282	72693	53696	25117
Black	29599	37002	51822	19534
American Indian/Alaskan Native	193	77	62	24
Asian/Pacific Islander	2419	1935	902	402
Unknown Race	3924	3387	4753	1094
<b>Total</b>	<b>123417</b>	<b>115094</b>	<b>111235</b>	<b>46171</b>

Note: Gender not reported for victims = 821.  
Gender not reported for offenders = 52293.

# Hate Crime

Hate crimes are not separate, distinct offenses, but rather reported crimes motivated by the offender's bias. Because of the difficulty of ascertaining the offender's subjective motivation, bias is reported only if investigation reveals sufficient information to lead a reasonable and prudent person to conclude that the offender's actions were motivated, in whole or in part, by bias against race, religion, disability, ethnicity or sexual-orientation. In 2011, there were 153 hate crimes reported.

Offense	Hate Bias Category				
	(Only one category can be reported for each offense.)				
	Racial	Religious	Ethnicity	Sexual Orientation	Disability
Arson	0	0	0	1	0
Assault	32	4	12	13	2
Burglary	1	2	0	0	1
Counterfeiting/Forg.	1	0	0	0	0
Damage/Vandalism	40	19	5	8	1
Embezzlement	0	0	0	0	0
Extortion	0	0	0	0	0
Fraud	0	0	1	0	0
Homicide	0	0	0	0	0
Kidnaping/Abduction	0	0	0	0	0
Larceny	0	2	0	0	1
Motor Vehicle Theft	0	0	0	0	1
Robbery	1	0	1	1	0
Forcible Sex Offenses	0	0	0	0	0
All Other Offenses	2	0	1	0	0
<b>TOTAL</b>	<b>77</b>	<b>27</b>	<b>20</b>	<b>23</b>	<b>6</b>

Religious	
Anti-Jewish	12
Anti-Catholic	0
Anti-Protestant	2
Anti-Islamic	5
Anti-Other Religion	3
Anti-Multi-Religious Group	4
Anti-Atheist/Agnostic	1

Racial	
Anti-White	11
Anti-Black	55
Anti-Am Ind/Alaskan Native	1
Anti-Asian/Pacific Islander	2
Anti-Multi-Racial	8

Ethnicity/National Origin	
Anti-Hispanic	10
Anti-Other Ethnicity/ National Origin	10

Sexual Orientation	
Anti-Male Homosexual	14
Anti-Female Homosexual	0
Anti-Homosexual (Male & Female)	9
Anti-Heterosexual	0
Anti-Bisexual	0

Disability	
Anti-Physical	0
Anti-Mental	6

## Victims and Offenders of Hate Crime


AGE, GENDER AND RACE OF VICTIM						
Race	Male			Female		
	0 - 17	18 - 35	36+	0 - 17	18 - 35	36+
White	12	27	20	1	7	11
Black	3	13	11	1	9	8
Am. Ind./Alskn	1	1	0	0	0	0
Asian/Pacfc Isl.	0	3	1	0	0	1
Unknown Race	0	0	3	0	1	1
<b>TOTAL</b>	<b>16</b>	<b>44</b>	<b>35</b>	<b>2</b>	<b>17</b>	<b>21</b>

AGE, GENDER AND RACE OF OFFENDER						
Race	Male			Female		
	0 - 17	18 - 35	36+	0 - 17	18 - 35	36+
White	27	25	18	1	3	4
Black	7	10	3	1	7	1
Am. Ind./Alskn	0	0	0	0	0	0
Asian/Pacfc Isl.	2	0	1	0	0	0
Unknown Race	0	1	0	0	0	0
<b>TOTAL</b>	<b>36</b>	<b>36</b>	<b>22</b>	<b>2</b>	<b>10</b>	<b>5</b>



# **IV**

## **Law Enforcement Officers Killed and Assaulted**



## Law Enforcement Officers Killed and Assaulted

Through the Incident Based Reporting program, additional information is collected on law enforcement officers assaulted and feloniously killed in the line of duty. During 2011, contributing agencies reported that three officers were feloniously killed in the line of duty and there were 1,433 other assaults on officers.

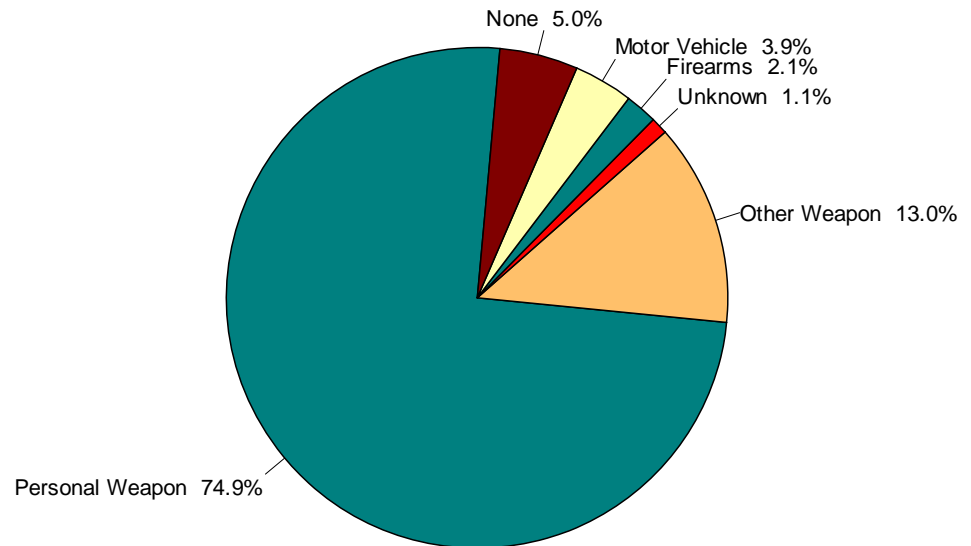
Information is provided on the activities and assignment at the time of the assault, type of weapon used to commit the offense, injuries involved and time the activity took place.

Additional information pertaining to law enforcement officers killed and assaulted is contained in an annual summary published by the FBI's National Uniform Crime Reporting Program.

### Officer Assaults

Activity	Number of Assaults	Percent
1. Responding to "disturbance" calls (family quarrels, man with gun, etc.)	408	28.5
2. Burglaries in progress or pursuing burglary suspects	10	0.7
3. Robberies in progress or pursuing robbery suspects	7	0.5
4. Attempting other arrests	302	21.1
5. Civil disorder (riot, mass disobedience)	15	1.0
6. Handling, transporting, custody of prisoners	188	13.1
7. Investigating suspicious persons or circumstances	125	8.7
8. Ambush - no warning	2	0.1
9. Mentally deranged	33	2.3
10. Traffic pursuits and stops	118	8.2
11. All Other	225	15.7
<b>TOTAL</b>	<b>1433</b>	<b>100</b>

*Officers  
Assaulted  
By Weapon*



**2011**

Weapon	Number of Assaults
Firearm	1
Automatic Firearm	0
Handgun	15
Automatic Handgun	3
Rifle	9
Automatic Rifle	0
Shotgun	1
Automatic Shotgun	0
Other Firearm	1
Knife or Cutting Instrument	19
Blunt Object	16
Motor Vehicle	56
Personal Weapon	1064
Poison	3
Asphyxiation	1
Other Weapon	146
Unknown	15
None	71

(Up to 3 types of weapons can be reported for each offense.)

Day of Week	Number
Monday	190
Tuesday	202
Wednesday	145
Thursday	177
Friday	209
Saturday	290
Sunday	220
<b>Total</b>	<b>1433</b>

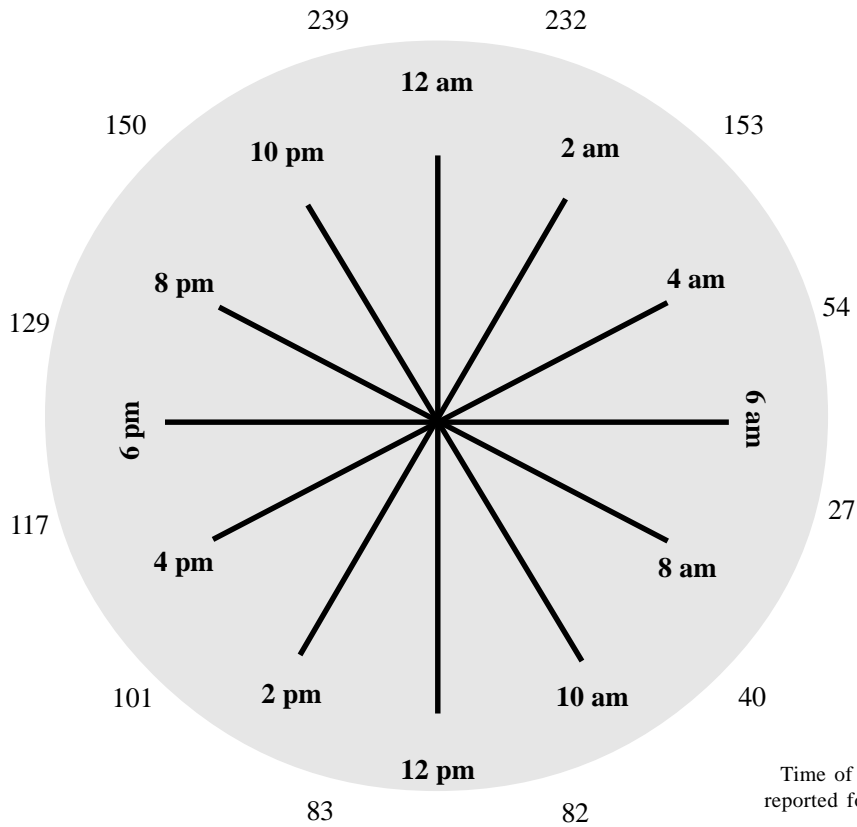
Type of Injury Sustained	
(Up to 5 injuries for each victim can be reported.)	
Broken Bone	7
Possible Internal Injury	5
Severe Laceration	9
Minor Injury	329
Other Major Injury	58
Loss of Teeth	1
Unconsciousness	0
No Injury	994



## Officer Assaults By Type of Assignment

	Number of Assaults	Percent
Two-Man Vehicle	152	10.6
One-Man Vehicle		
Alone	422	29.4
Assisted	454	31.7
Detective or Special Assignment		
Alone	19	1.3
Assisted	28	2.0
Other Assignments		
Alone	118	8.2
Assisted	240	16.7
<b>TOTAL</b>	<b>1433</b>	<b>100</b>


## Officer Assaults By Time of Day





# V

## Value of Property Loss



## Value of Property Stolen and Recovered By Month

The table below indicates the total value of property stolen and recovered by month for contributing agencies during 2011.

<b>Month</b>	<b>Stolen</b>	<b>Recovered</b>	<b>Percent Recovered</b>
January	\$22,303,702	\$3,885,570	17.4
February	18,755,429	3,120,277	16.6
March	25,397,254	3,677,663	14.5
April	21,624,432	4,054,001	18.7
May	22,593,611	3,631,029	16.1
June	26,495,759	4,278,294	16.1
July	24,881,067	5,413,076	21.8
August	26,885,883	4,669,801	17.4
September	22,703,531	4,477,532	19.7
October	29,334,719	4,001,921	13.6
November	21,600,347	4,095,293	19.0
December	26,404,798	2,927,558	11.1
<b>TOTAL</b>	<b>\$288,980,532</b>	<b>\$48,232,015</b>	<b>16.7</b>

## Value of Property Stolen and Recovered by Type of Property

Type of Property	Stolen	Recovered	Percent Recovered
Aircraft	\$52,512	\$50,000	95.2
Alcohol	229,580	20,764	9.0
Automobiles	45,797,411	28,327,669	61.9
Bicycles	1,875,859	182,911	9.8
Buses	187,025	103,525	55.4
Clothing/Furs	3,640,093	769,359	21.1
Computer Hardware/Software	16,172,537	871,639	5.4
Consumable Goods	1,390,395	180,753	13.0
Credit/Debit Cards*	N/A	N/A	N/A
Drugs/Narcotics**	463,236	25,866	5.6
Drug/Narcotic Equipment**	9,895	180	1.8
Farm Equipment	1,687,462	159,129	9.4
Firearms	3,145,281	330,750	10.5
Gambling Equipment	37,857	110	0.3
Heavy Construction/Industrial Equipment	4,620,932	268,648	5.8
Household Goods	4,425,574	208,026	4.7
Jewelry/Precious Metals	45,198,899	2,867,000	6.3
Livestock	265,429	16,525	6.2
Merchandise	4,284,512	655,569	15.3
Money	50,220,934	895,564	1.8
Negotiable Instruments	4,007,741	78,110	1.9
Nonnegotiable Instruments*	N/A	N/A	N/A
Office-Type Equipment	486,414	33,793	6.9
Other Motor Vehicles	7,544,469	2,343,546	31.1
Purses/Handbags/Wallets	1,599,860	129,389	8.1
Radios/TVs/VCRs	9,476,493	517,464	5.5
Recordings-Audio/Visual	2,013,061	105,282	5.2
Recreational Vehicles	1,455,077	809,994	55.7
Structures-Single Occupancy	84,703	0	--
Structures-Other Dwellings	33,449	0	--
Structures-Other			
Commercial/Business	28,844	2,000	6.9
Structures-Industrial/			
Manufacturing	19,881	0	--
Structures-Public/Community	2,650	2,000	75.5
Structures-Storage	23,116	0	--
Structures-Other	61,053	6,040	9.9
Tools	12,165,271	499,198	4.1
Trucks	7,854,116	4,690,463	59.7
Vehicle Parts/Accessories	7,116,491	359,672	5.1
Watercraft	574,853	136,011	23.7
Other	50,727,567	2,585,066	5.1
<b>TOTAL</b>	<b>\$288,980,532</b>	<b>\$48,232,015</b>	<b>16.7</b>

\*Credit cards and nonnegotiable instruments have no \$ value.

\*\* \$ value for drugs/drug equipment are for offenses such as drugs stolen in a burglary or obtained with a fraudulent prescription.


## Value of Property Stolen by Type of Property Offense

Offense	Number of Completed Offenses	Value Stolen
Bribery	17	\$10,700
Burglary	27,872	59,959,134
Embezzlement	2,826	15,499,699
Extortion/Blackmail	65	95,635
False Pretenses/Swindle/Confidence Game	11,052	26,090,929
Credit Card/ATM Fraud	8,065	5,562,227
Impersonation	4,471	1,333,885
Welfare Fraud	103	343,773
Wire Fraud	522	3,052,294
<i>TOTAL FRAUD:</i>	<i>24,213</i>	<i>\$36,383,108</i>
Kidnaping/Abduction	1,219	987,470
Pocket Picking	406	149,324
Purse Snatching	236	87,990
Shoplifting	27,731	5,521,318
Theft From Building	20,616	26,472,093
Theft From Coin-Operated Machine	338	52,887
Theft From Motor Vehicle	31,964	20,484,996
Theft of Motor Vehicle Parts/Accessories	10,994	4,338,502
All Other Larceny	50,380	55,187,129
<i>TOTAL LARCENY:</i>	<i>142,665</i>	<i>\$112,294,239</i>
Motor Vehicle Theft	9,288	57,995,206
Robbery	4,671	5,755,341
<b>GRAND TOTAL</b>	<b>212,836</b>	<b>\$288,980,532</b>



# VI

## Arrest Data



# Arrest Data 2011

Arrest statistics reflecting characteristics such as age, gender and race are collected monthly from contributing law enforcement agencies. It should be remembered that arrest figures cannot directly be compared to offense figures. Several persons, for example, could be arrested for the same offense or the arrest of one person could solve several offenses. Arrests are primarily a measure of police activity as it relates to crime. Although law enforcement arrest policies vary, particularly with respect to juveniles, agencies are instructed to count one arrest each time an individual is taken into custody or served a summons for committing one or more offenses. A juvenile arrest is counted when an offense is committed and the circumstances are such that if the juvenile had been an adult, an arrest would have been made.

## ARREST DATA BY REPORTING QUARTER

<b>Reporting Quarter</b>	<b>Arrests</b>	<b>Percent</b>
First Quarter	84850	23.9
Second Quarter	97087	27.3
Third Quarter	92454	26.0
Fourth Quarter	<u>81204</u>	<u>22.8</u>
<b>TOTAL</b>	<b>355,595</b>	<b>100</b>

## Arrest Data

Age of Arrestee		
AGE	Number	Percent
Under 10	201	.06
10-12	1688	.47
13-14	6129	1.72
15	6078	1.71
16	7919	2.23
17	9620	2.71
18	15390	4.33
19	16746	4.71
20	16411	4.62
21	16165	4.55
22	14730	4.14
23	13604	3.83
24	12862	3.62
25-29	53686	15.10
30-34	40091	11.27
35-39	29888	8.41
40-44	28286	7.95
45-49	26624	7.49
50-54	19992	5.62
55-59	10620	2.99
60-64	5151	1.45
65 & Over	3714	1.04
<b>TOTAL</b>	<b>355595</b>	<b>100</b>

### Gender and Race of Arrestee

GENDER	Percent
Male	73.2
Female	26.8

RACE	Percent
White	58.6
Black	40.3
American Indian or Alaskan Native	.1
Asian or Pacific Islander	1.1



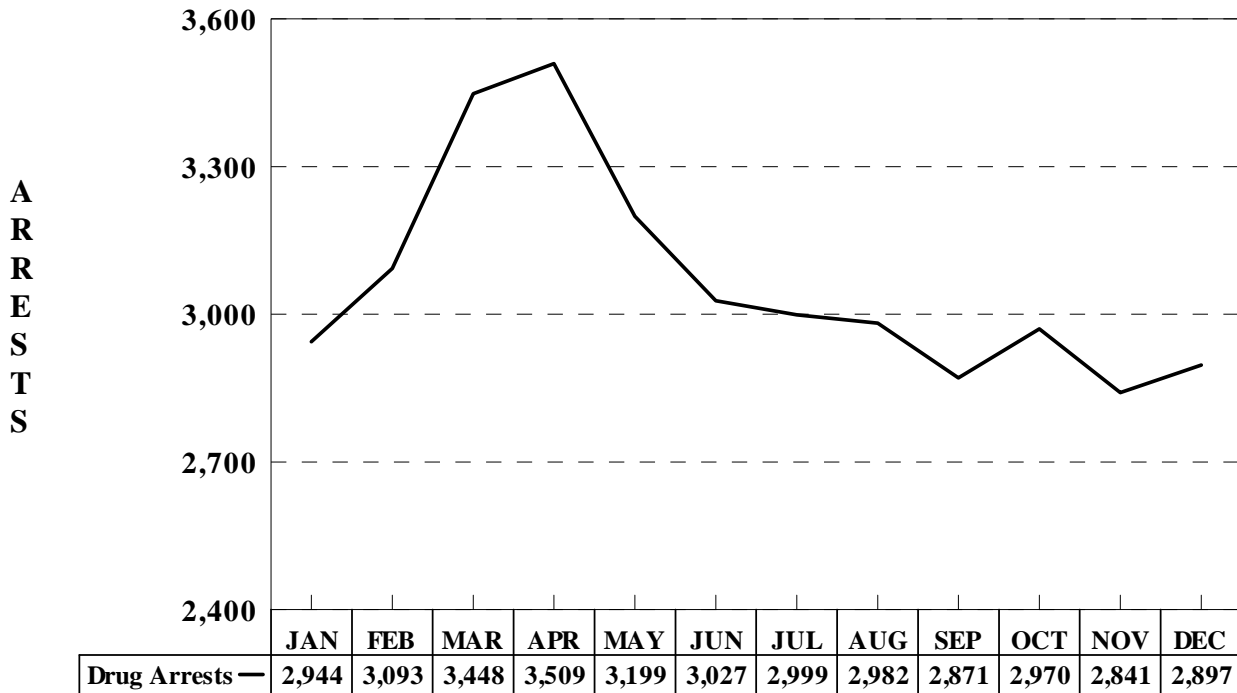
**Drug Arrests**



*In 2011, 36,780 drug/narcotic arrests, including drug equipment violations, were reported by the contributing agencies. The month of April had the greatest number of drug/narcotic arrests reported.*

*Marijuana ranked highest in total volume of drug arrests with 61.9 percent. Drug/narcotic and drug equipment violation arrests constitute 25.4 percent of the total number of persons arrested for Group A offenses.*

**MONTHS**



## Drug Arrests Type of Drug By Age

Type of Drug	Under 10	10 12	13 14	15	16	17	18	19	20	21	22	23	24	25 29	30 34	35 39	40 44	45 49	50 54	55 59	60 64	65 & Over	Total
"Crack" Cocaine	0	0	0	0	6	12	36	61	67	74	86	85	69	411	314	207	182	219	132	75	30	8	2074
Cocaine	0	0	1	0	3	9	38	54	80	94	79	95	96	485	370	282	216	171	135	50	29	11	2298
Hashish	0	0	0	0	0	1	2	2	2	2	2	1	0	2	1	1	2	1	0	0	0	0	19
Heroin	0	0	1	0	1	3	16	24	27	33	49	40	40	210	160	89	75	57	37	40	21	3	926
Marijuana	1	20	265	369	551	972	2194	2204	2034	1686	1426	1224	1079	3468	1913	1005	762	636	397	213	94	34	22547
Morphine	0	0	1	0	4	2	2	6	2	5	4	4	6	21	16	21	7	23	9	3	2	0	138
Opium	0	0	0	0	0	0	1	1	4	1	5	1	2	13	11	12	6	4	2	0	0	2	65
Other Narcotic	2	2	8	17	14	17	49	56	53	69	79	79	65	327	282	235	168	144	105	47	19	13	1850
LSD	0	0	0	0	0	0	3	2	2	3	1	4	0	5	0	0	0	0	0	0	0	0	20
PCP	0	0	1	0	0	0	1	1	4	1	4	3	7	26	19	16	10	3	2	1	0	0	99
Other Hallucinogens	0	0	1	0	1	1	7	6	7	11	6	4	4	15	6	8	5	9	1	2	0	0	94
Amphetamines/ Methamphetamines	0	0	0	2	4	0	17	18	26	23	30	23	26	128	114	90	65	45	25	14	4	3	657
Other Stimulants	0	0	4	3	5	6	7	6	10	8	9	3	4	13	9	5	2	1	1	0	1	1	98
Barbiturates	0	0	0	0	0	1	0	2	1	1	3	2	3	6	7	6	2	4	4	0	1	0	43
Other Depressants	0	2	0	4	0	4	5	6	11	13	7	7	7	44	27	17	14	11	11	7	1	0	198
Other Drugs	0	8	14	12	15	22	37	47	49	53	40	47	39	177	118	123	66	58	52	19	14	5	1015
Unknown Drug Type	0	1	38	60	90	151	272	282	265	246	250	199	178	799	455	303	242	182	142	76	26	10	4267
<b>TOTAL</b>	3	33	334	467	694	1201	2687	2778	2644	2323	2080	1821	1625	6150	3822	2420	1824	1568	1055	547	242	90	36408

## Juvenile Arrests - Offenses By Age

OFFENSE	UNDER 10	10 12	13 14	15	16	17	TOTAL
Murder/Nonnegligent Manslaughter	0	0	4	3	1	4	12
Negligent Manslaughter	0	0	0	0	0	0	0
Kidnaping/Abduction	0	1	2	5	7	5	20
Forcible Rape	0	5	14	8	11	10	48
Forcible Sodomy	0	6	24	10	9	4	53
Sexual Assault with an Object	2	4	6	2	2	1	17
Forcible Fondling	0	14	55	12	20	15	116
Robbery	0	4	69	84	98	122	377
Aggravated Assault	0	45	98	65	109	130	447
Simple Assault	41	536	1246	847	912	963	4545
Intimidation	3	15	66	34	32	35	185
Arson	8	20	52	22	22	11	135
Extortion/Blackmail	0	0	4	7	3	3	17
Burglary/Breaking & Entering	12	53	174	174	234	245	892
Pocket Picking	0	3	11	6	9	5	34
Purse Snatching	0	0	0	0	0	1	1
Shoplifting	6	112	449	452	601	687	2307
Theft from Building	0	7	32	43	36	32	150
Theft from Coin-Operated Device	0	0	0	0	0	0	0
Theft from Motor Vehicle	0	10	14	32	40	33	129
Theft of Motor Vehicle Parts	0	0	1	5	10	3	19
All Other Larceny	11	127	443	443	565	610	2199
Motor Vehicle Theft	2	1	27	44	55	55	184
Counterfeiting/Forgery	0	0	3	7	13	26	49
False Pretenses/Swindle/Confidence Game	0	2	14	13	22	36	87
Credit Card/Teller Machine Fraud	0	0	7	7	4	10	28
Impersonation	0	0	6	8	11	11	36
Welfare Fraud	0	0	0	0	0	0	0
Wire Fraud	0	0	0	0	0	0	0

OFFENSE	UNDER 10	10 12	13 14	15	16	17	TOTAL
Embezzlement	0	0	0	0	5	21	26
Stolen Property Offenses	0	5	25	30	40	51	151
Destruction/Damage/Vandalism	25	117	249	179	209	203	982
Drug/Narcotic Violations	3	33	334	467	694	1201	2732
Drug Equipment Violations	0	0	6	8	10	9	33
Incest	0	0	0	0	0	0	0
Statutory Rape	0	0	0	0	2	13	15
Pornography/Obscene Material	0	3	19	5	6	10	43
Betting/Wagering	0	0	0	0	0	1	1
Operating/Promoting/Assisting Gambling	0	0	0	0	0	0	0
Gambling Equipment Violations	0	0	0	0	0	0	0
Sports Tampering	0	0	0	0	0	0	0
Prostitution	0	0	0	0	1	3	4
Assisting or Promoting Prostitution	0	0	0	0	0	0	0
Bribery	0	0	0	0	0	0	0
Weapon Law Violations	4	39	81	57	85	122	388
<b>Total Group A Arrests</b>	117	1162	3535	3079	3878	4691	16462
Bad Checks	2	0	0	0	1	2	5
Curfew/Loitering/Vagrancy Violations	3	48	371	367	526	680	1995
Disorderly Conduct	0	61	284	212	233	195	985
Driving Under the Influence	1	3	0	9	40	124	177
Drunkenness	1	0	15	42	59	92	209
Family Offenses, Nonviolent	0	0	9	5	14	18	46
Liquor Law Violations	0	7	128	259	526	924	1844
Peeping Tom	0	0	0	0	0	3	3
Runaway	39	138	709	823	960	843	3512
Trespass of Real Property	7	45	188	195	239	290	964
Conspiracy to Commit Group A Offense	0	1	0	1	2	1	5
All Other Offenses (except most traffic)	31	223	890	1086	1441	1757	5428
<b>Total Group B Arrests</b>	84	526	2594	2999	4041	4929	15173

## Adult Arrests Group A Offenses By Age

Offense	18	19	20	21	22	23	24	25 29	30 34	35 39	40 44	45 49	50 54	55 59	60 64	65 & Over	Total
Murder/Nonnegligent Manslaughter	22	17	13	24	10	12	9	41	38	23	16	11	20	6	2	1	265
Negligent Manslaughter	0	0	0	1	0	0	0	1	1	0	1	1	0	0	0	0	5
Kidnaping/Abduction	33	48	42	55	50	47	40	192	150	98	71	61	51	22	10	8	978
Forcible Rape	14	20	12	10	9	9	9	54	40	27	32	28	12	9	3	9	297
Forcible Sodomy	9	6	7	8	4	4	2	30	15	13	12	17	8	8	3	3	149
Sexual Assault with an Object	5	2	3	4	1	0	3	11	14	11	9	6	9	6	3	4	91
Forcible Fondling	24	17	14	18	20	14	12	58	60	54	54	42	37	26	29	30	509
Robbery	214	185	134	139	96	74	61	241	138	84	71	64	40	18	4	2	1565
Aggravated Assault	159	186	205	191	170	175	144	644	472	337	325	290	232	108	53	42	3733
Simple Assault	1144	1312	1371	1612	1595	1482	1398	6261	4980	3818	3477	3089	2094	1078	504	413	35628
Intimidation	39	46	49	48	64	29	52	223	186	139	145	117	90	59	13	18	1317
Arson	14	12	3	4	7	9	5	24	19	9	13	14	5	6	2	0	146
Extortion/Blackmail	4	2	1	1	4	0	1	13	5	8	5	1	1	0	0	1	47
Burglary/Breaking and Entering	445	387	286	268	184	179	168	637	412	234	174	206	105	44	12	5	3746
Pocket Picking	23	29	23	21	22	12	12	53	28	27	31	27	16	15	5	2	346
Purse Snatching	3	1	1	2	4	0	1	0	2	3	2	2	0	0	0	0	21
Shoplifting	1354	1065	904	798	670	584	528	1981	1393	992	899	811	615	285	152	95	13126
Theft from Building	66	40	40	48	44	39	30	132	91	63	56	52	48	15	12	1	777
Theft from Coin-Operated Machine or Device	0	0	0	1	2	7	1	1	6	22	4	3	0	2	0	0	49
Theft from Motor Vehicle	38	63	33	22	22	19	11	34	47	22	20	14	14	5	1	1	366
Theft of Motor Vehicle Parts	9	9	9	6	2	7	3	11	14	16	8	6	2	0	0	0	102
All Other Larceny	967	862	809	710	556	515	510	2004	1503	1119	1040	922	639	330	138	95	12719
Motor Vehicle Theft	76	58	47	41	39	23	31	137	102	80	78	62	31	12	6	1	824
Counterfeiting/Forgery	62	119	110	98	103	88	90	465	327	228	162	126	89	32	18	7	2124

<b>Offense</b>	<b>18</b>	<b>19</b>	<b>20</b>	<b>21</b>	<b>22</b>	<b>23</b>	<b>24</b>	<b>25 29</b>	<b>30 34</b>	<b>35 39</b>	<b>40 44</b>	<b>45 49</b>	<b>50 54</b>	<b>55 59</b>	<b>60 64</b>	<b>65 &amp; Over</b>	<b>Total</b>
False Pretenses/Swindle/ Confidence Game	81	116	106	111	113	102	122	578	482	378	332	246	155	63	45	28	3058
Credit Card/Automatic Teller Machine Fraud	14	26	12	26	25	17	16	92	35	40	27	32	13	4	2	0	381
Impersonation	29	50	78	34	37	34	31	173	106	62	55	52	28	5	4	4	782
Welfare Fraud	0	0	1	2	3	0	1	16	15	16	9	5	2	0	0	0	70
Wire Fraud	0	0	0	0	0	0	1	0	0	0	0	0	0	0	0	0	1
Embezzlement	83	126	115	113	80	72	68	231	180	175	134	101	64	34	15	8	1599
Stolen Property Offenses	74	81	63	66	41	48	36	139	87	60	51	54	20	19	4	6	849
Destruct/Damage/Vandalism	386	298	252	260	189	192	168	632	414	268	261	214	141	66	39	26	3806
Drug/Narcotic Violations	2687	2778	2644	2323	2080	1821	1625	6150	3822	2420	1824	1568	1055	547	242	90	33676
Drug Equipment Violations	24	34	17	22	16	12	14	60	43	34	13	23	16	8	2	1	339
Incest	0	0	0	0	0	0	0	0	0	2	0	0	0	1	0	2	5
Statutory Rape	33	19	11	15	8	8	4	10	7	2	4	0	1	0	0	0	122
Porno./Obscene Material	7	9	5	3	7	8	6	32	18	19	8	14	16	9	7	3	171
Betting/Wagering	1	1	2	0	3	3	1	8	9	7	8	2	2	3	1	1	52
Operating/Promoting/ Assisting Gambling	0	0	0	1	1	0	0	2	5	0	0	2	3	2	1	0	17
Gambling Equip. Violations	0	0	1	0	0	0	0	0	0	1	0	0	0	1	0	0	3
Sports Tampering	0	0	0	0	0	0	0	0	0	0	0	0	0	0	0	0	0
Prostitution	8	19	14	20	20	9	12	66	68	52	58	62	34	22	3	6	473
Assisting/Promoting Prostitution	3	8	6	10	10	16	9	57	37	42	44	25	21	11	6	5	310
Bribery	0	0	0	0	0	0	0	2	2	1	2	0	1	1	0	0	9
Weapon Law Violations	174	177	168	211	188	198	143	602	379	255	230	198	199	117	81	94	3414
<b>TOTAL</b>	8328	8228	7611	7347	6499	5868	5378	22098	15752	11261	9765	8570	5929	2999	1422	1012	128067

## Adult Arrests Group B Offenses By Age

Offense	18	19	20	21	22	23	24	25 29	30 34	35 39	40 44	45 49	50 54	55 59	60 64	65 & Over	Total
Bad Checks	16	12	38	34	37	35	44	348	417	342	297	256	179	104	55	52	2266
Curfew/Loitering/Vagrancy	6	5	4	4	9	13	7	22	21	22	17	51	38	19	3	1	242
Disorderly Conduct	270	244	273	301	230	194	192	757	496	337	356	292	231	111	51	36	4371
Driving Under the Influence	380	682	834	1280	1350	1350	1348	5664	4023	2976	2872	2563	2049	1215	672	423	29681
Drunkenness	805	1024	1123	1769	1528	1218	1245	4763	3553	2846	3348	4147	3541	1741	706	321	33678
Family Offenses, Nonviolent	16	37	23	56	42	58	62	405	400	324	290	253	107	61	26	10	2170
Liquor Laws	1988	2199	1975	308	225	194	166	592	436	361	494	583	533	340	156	70	10620
Peeping Tom	0	1	1	6	0	4	2	12	12	4	3	5	2	0	2	1	55
Runaway*	0	0	0	0	0	0	0	0	0	0	0	0	0	0	0	0	0
Trespass of Real Property	650	642	553	536	439	419	362	1444	955	730	806	886	849	523	267	176	10237
Conspiracy to Commit Group A Offense	11	13	4	5	6	5	1	16	6	16	9	5	3	1	1	1	103
All Other Offenses (except most traffic)	2920	3659	3972	4519	4365	4246	4055	17565	14020	10669	10029	9013	6531	3506	1790	1611	102470
<b>TOTAL</b>	7062	8518	8800	8818	8231	7736	7484	31588	24339	18627	18521	18054	14063	7621	3729	2702	195893

\* This category does not apply to adult arrests.

## Arrests Group A By Gender

Offense	Persons Arrested		Percent	
	Male	Female	Male	Female
Murder/Nonnegligent Manslaughter .....	238	39	.23	.09
Negligent Manslaughter .....	5	0	.00	.00
Kidnaping/Abduction .....	910	88	.89	.21
Forcible Rape .....	341	4	.33	.01
Forcible Sodomy .....	196	6	.19	.01
Sexual Assault with an Object .....	103	5	.10	.01
Forcible Fondling .....	603	22	.59	.05
Robbery .....	1738	204	1.69	.49
Aggravated Assault .....	3134	1046	3.05	2.50
Simple Assault .....	27346	12827	26.62	30.68
Intimidation .....	1107	395	1.08	.94
Arson .....	241	40	.23	.10
Extortion/Blackmail .....	46	18	.04	.04
Burglary/Breaking & Entering .....	4158	480	4.05	1.15
Pocket Picking .....	239	141	.23	.34
Purse Snatching .....	12	10	.01	.02
Shoplifting .....	6735	8698	6.56	20.80
Theft from Building .....	668	259	.65	.62
Theft from Coin-Operated Machine or Device ...	28	21	.03	.05
Theft from Motor Vehicle .....	446	49	.43	.12
Theft of Motor Vehicle Parts or Accessories .....	111	10	.11	.02
All Other Larceny .....	9702	5216	9.45	12.48
Motor Vehicle Theft .....	808	200	.79	.48
Counterfeiting/Forgery .....	1405	768	1.37	1.84
False Pretenses/Swindle/Confidence Game .....	2029	1116	1.98	2.67
Credit Card/Automatic Teller Machine Fraud .....	237	172	.23	.41
Impersonation .....	594	224	.58	.54
Welfare Fraud .....	11	59	.01	.14
Wire Fraud .....	1	0	.00	.00
Embezzlement .....	790	835	.77	2.00
Stolen Property Offenses .....	836	164	.81	.39
Destruction/Damage/Vandalism of Property .....	3749	1039	3.65	2.48
Drug/Narcotic Violations .....	29646	6762	28.86	16.17
Drug Equipment Violations .....	282	90	.27	.22
Incest .....	4	1	.00	.00
Statutory Rape .....	130	7	.13	.02
Pornography/Obscene Material .....	193	21	.19	.05
Betting/Wagering .....	48	5	.05	.01
Operating/Promoting/Assisting Gambling .....	14	3	.01	.01
Gambling Equipment Violations .....	3	0	.00	.00
Sports Tampering .....	0	0	.00	.00
Prostitution .....	146	331	.14	.79
Assisting or Promoting Prostitution .....	203	107	.20	.26
Bribery .....	6	3	.01	.01
Weapon Law Violations .....	3476	326	3.38	.78
<b>TOTAL .....</b>	<b>102718</b>	<b>41811</b>	<b>100</b>	<b>100</b>



## Arrests Group A By Race

Offense	Total	White	Black	American Indian or Alaskan Native	Asian or Pacific Islander
Murder/Nonnegligent Manslaughter .....	277	84	187		6
Negligent Manslaughter .....	5	3	2		
Kidnaping/Abduction .....	998	468	519	1	10
Forcible Rape .....	345	206	138		1
Forcible Sodomy .....	202	120	80		2
Sexual Assault with an Object .....	108	72	36		
Forcible Fondling .....	625	422	196		7
Robbery .....	1942	458	1479		5
Aggravated Assault .....	4180	1966	2180	4	30
Simple Assault .....	40173	21922	17857	25	369
Intimidation .....	1502	912	579		11
Arson .....	281	181	97		3
Extortion/Blackmail .....	64	33	31		
Burglary/Breaking & Entering .....	4638	2475	2136	5	22
Pocket Picking .....	380	202	171	1	6
Purse Snatching .....	22	13	9		
Shoplifting .....	15433	8409	6848	9	167
Theft from Building .....	927	616	306	1	4
Theft from Coin-Operated Machine or Device .	49	47	2		
Theft from Motor Vehicle .....	495	328	165		2
Theft of Motor Vehicle Parts or Accessories ....	121	82	38		1
All Other Larceny .....	14918	8408	6300	3	207
Motor Vehicle Theft .....	1008	560	444		4
Counterfeiting/Forgery .....	2173	1299	855		19
False Pretenses/Swindle/Confidence Game .....	3145	1864	1235	2	44
Credit Card/Automatic Teller Machine Fraud ....	409	247	155		7
Impersonation .....	818	406	408		4
Welfare Fraud .....	70	34	35		1
Wire Fraud .....	1	1			
Embezzlement .....	1625	884	720		21
Stolen Property Offenses .....	1000	427	570	1	2
Destruction/Damage/Vandalism of Property .....	4788	2917	1825	1	45
Drug/Narcotic Violations .....	36408	20102	15947	15	344
Drug Equipment Violations .....	372	298	74		
Incest .....	5	5			
Statutory Rape .....	137	91	46		
Pornography/Obscene Material .....	214	185	26		3
Betting/Wagering .....	53	17	16		20
Operating/Promoting/Assisting Gambling .....	17	7	7		3
Gambling Equipment Violation .....	3		3		
Sports Tampering .....					
Prostitution .....	477	236	227	1	13
Assisting or Promoting Prostitution .....	310	168	111	6	25
Bribery .....	9	7	2		
Weapon Law Violations .....	3802	1989	1784	3	26
<b>TOTAL .....</b>	<b>144529</b>	<b>79171</b>	<b>63846</b>	<b>78</b>	<b>1434</b>

## Arrests

### Group A - Percent & Rate

Offense	Number	Percent	Rate per 100,000 Population
Murder/Nonnegligent Manslaughter .....	277	.19	3.42
Negligent Manslaughter .....	5	.00	.06
Kidnaping/Abduction .....	998	.69	12.33
Forcible Rape .....	345	.24	4.26
Forcible Sodomy .....	202	.14	2.49
Sexual Assault with an Object .....	108	.07	1.33
Forcible Fondling of a Child .....	625	.43	7.72
Robbery .....	1942	1.34	23.99
Aggravated Assault .....	4180	2.89	51.63
Simple Assault .....	40173	27.80	496.17
Intimidation .....	1502	1.04	18.55
Arson .....	281	.19	3.47
Extortion/Blackmail .....	64	.04	.79
Burglary/Breaking & Entering .....	4638	3.21	57.28
Pocket Picking .....	380	.26	4.69
Purse Snatching .....	22	.02	.27
Shoplifting .....	15433	10.68	190.61
Theft from Building .....	927	.64	11.45
Theft from Coin-Operated Machine or Device .	49	.03	.61
Theft from Motor Vehicle .....	495	.34	6.11
Theft of Motor Vehicle Parts or Accessories ....	121	.08	1.49
All Other Larceny .....	14918	10.32	184.25
Motor Vehicle Theft .....	1008	.70	12.45
Counterfeiting/Forgery .....	2173	1.50	26.84
False Pretenses/Swindle/Confidence Game .....	3145	2.18	38.84
Credit Card/Automatic Teller Machine Fraud ....	409	.28	5.05
Impersonation .....	818	.57	10.10
Welfare Fraud .....	70	.05	.86
Wire Fraud .....	1	.00	.01
Embezzlement .....	1625	1.12	20.07
Stolen Property Offenses .....	1000	.69	12.35
Destruction/Damage/Vandalism of Property .....	4788	3.31	59.14
Drug/Narcotic Violations .....	36408	25.19	449.67
Drug Equipment Violations .....	372	.26	4.59
Incest .....	5	.00	.06
Statutory Rape .....	137	.09	1.69
Pornography/Obscene Material .....	214	.15	2.64
Betting/Wagering .....	53	.04	.65
Operating/Promoting/Assisting Gambling .....	17	.01	.21
Gambling Equipment Violations .....	3	.00	.04
Sports Tampering .....	0	.00	.00
Prostitution .....	477	.33	5.89
Assisting or Promoting Prostitution .....	310	.21	3.83
Bribery .....	9	.01	.11
Weapon Law Violations .....	3802	2.63	46.96
<b>TOTAL .....</b>	<b>144529</b>	<b>100</b>	<b>1785.06</b>

## Group B Arrests By Race

Group B Offense	Total	White	Black	American Indian or Alaskan Native	Asian or Pacific Islander
Bad Checks	2271	1639	623		9
Curfew/Loitering/Vagrancy Violations	2237	1113	1108	1	15
Disorderly Conduct	5356	2349	2966	3	38
Driving Under the Influence	29858	22511	6737	23	587
Drunkenness	33887	23986	9535	34	332
Family Offenses, Nonviolent	2216	731	1476	2	7
Liquor Law Violations	12464	9220	3041	14	189
Peeping Tom	58	41	17		
Runaway	3512	1598	1868	2	44
Trespass of Real Property	11201	4856	6231	12	102
Conspiracy to Commit Group A Offense	108	53	55		
All Other Offenses (except most traffic)	107898	61034	45733	49	1082
<b>Total</b>	<b>211066</b>	<b>129131</b>	<b>79390</b>	<b>140</b>	<b>2405</b>


## Group B Arrests By Gender & Rate

Group B Offense	Male	Female	Rate per 100,000 Population
Bad Checks	998	1273	28.05
Curfew/Loitering/Vagrancy Violations	1547	690	27.63
Disorderly Conduct	3659	1697	66.15
Driving Under the Influence	22694	7164	368.77
Drunkenness	27969	5918	418.53
Family Offenses, Nonviolent	1708	508	27.37
Liquor Law Violations	9005	3459	153.94
Peeping Tom	55	3	.72
Runaway	1584	1928	43.38
Trespass of Real Property	8963	2238	138.34
Conspiracy to Commit Group A Offense	70	38	1.33
All Other Offenses (except most traffic)	79300	28598	1332.63
<b>Total</b>	<b>157552</b>	<b>53514</b>	<b>2606.85</b>



# **VII**

## **Contributing Agencies and Full-Time Law Enforcement Employees**



## Contributing Agencies and Full-Time Law Enforcement Employees as of October 31, 2011

AGENCY	TOTAL SWORN OFFICERS	OFFICERS MALE	OFFICERS FEMALE	TOTAL CIVILIAN	AGENCY	TOTAL SWORN OFFICERS	OFFICERS MALE	OFFICERS FEMALE	TOTAL CIVILIAN
<b>COUNTY</b>									
<b>ACCOMACK COUNTY</b>					<b>CHARLES CITY COUNTY</b>				
Sheriff's Office	55	46	9	12	Sheriff's Office	9	9		7
Chincoteague PD	10	9	1	4	<b>CHARLOTTE COUNTY</b>				
Onancock PD	4	4			Sheriff's Office	30	22	8	2
Parksley PD	2	2			<b>CHESTERFIELD COUNTY</b>				
Onley PD	5	5			Chesterfield County PD	473	421	52	101
Bloxom PD	1	1			<b>CLARKE COUNTY</b>				
<b>ALBEMARLE COUNTY</b>					Sheriff's Office	17	15	2	12
Albemarle County PD	112	96	16	26	Berryville PD	9	9		1
<b>ALLEGHANY COUNTY</b>					<b>CRAIG COUNTY</b>				
Sheriff's Office	43	38	5	19	Sheriff's Office	9	9		5
<b>AMELIA COUNTY</b>					<b>CULPEPER COUNTY</b>				
Sheriff's Office	16	16		8	Sheriff's Office	74	62	12	17
<b>AMHERST COUNTY</b>					Culpeper PD	38	33	5	8
Sheriff's Office	63	48	15	6	<b>CUMBERLAND COUNTY</b>				
Amherst PD	5	5			Sheriff's Office	13	11	2	7
<b>APPOMATTOX COUNTY</b>					<b>DICKENSON COUNTY</b>				
Sheriff's Office	30	25	5	3	Sheriff's Office	20	19	1	12
<b>ARLINGTON COUNTY</b>					Clintwood PD	4	4		
Arlington County PD	363	295	68	77	Haysi PD	2	2		
<b>AUGUSTA COUNTY</b>					<b>DINWIDDIE COUNTY</b>				
Sheriff's Office	66	62	4	11	Sheriff's Office	39	37	2	3
<b>BATH COUNTY</b>					<b>ESSEX COUNTY</b>				
Sheriff's Office	17	13	4		Sheriff's Office	12	10	2	7
<b>BEDFORD COUNTY</b>					Tappahannock PD	10	10		1
Sheriff's Office	73	67	6	8	<b>FAIRFAX COUNTY</b>				
<b>BLAND COUNTY</b>					Fairfax County PD	1391	1196	195	328
Sheriff's Office	11	11		6	Herndon PD	54	48	6	16
<b>BOTETOURT COUNTY</b>					Vienna PD	39	35	4	11
Sheriff's Office	92	81	11	22	<b>FAUQUIER COUNTY</b>				
<b>BRUNSWICK COUNTY</b>					Sheriff's Office	110	104	6	17
Sheriff's Office	19	19		14	Remington PD	1	1		
Lawrenceville PD	6	6			Warrenton PD	21	18	3	2
<b>BUCHANAN COUNTY</b>					<b>FLOYD COUNTY</b>				
Sheriff's Office	33	31	2	14	Sheriff's Office	18	16	2	10
Grundy PD	6	6			<b>FLUVANNA COUNTY</b>				
<b>BUCKINGHAM COUNTY</b>					Sheriff's Office	27	24	3	12
Sheriff's Office	20	19	1	8	<b>FRANKLIN COUNTY</b>				
<b>CAMPBELL COUNTY</b>					Sheriff's Office	73	64	9	18
Sheriff's Office	57	54	3	8	Rocky Mount PD	20	19	1	2
Altavista PD	13	13		1	<b>FREDERICK COUNTY</b>				
Brookneal PD					Sheriff's Office	107	97	10	17
<b>CAROLINE COUNTY</b>					Middletown PD	2	2		
Sheriff's Office	48	40	8	21	Stephens City PD	4	4		
Bowling Green PD					<b>CARROLL COUNTY</b>				
<b>CARROLL COUNTY</b>					Sheriff's Office	28	27	1	5
Sheriff's Office	28	27	1	5	Hillsville PD	12	12		1
Hillsville PD	12	12		1					

AGENCY	TOTAL SWORN OFFICERS	OFFICERS MALE	OFFICERS FEMALE	TOTAL CIVILIAN	AGENCY	TOTAL SWORN OFFICERS	OFFICERS MALE	OFFICERS FEMALE	TOTAL CIVILIAN
<b>GILES COUNTY</b>					<b>LOUISA COUNTY</b>				
Sheriff's Office	23	23		10	Sheriff's Office	48	46	2	13
GlenLyn PD	1	1			Louisa PD	6	5	1	
Pearisburg PD	7	7		1	<b>LUNENBURG COUNTY</b>				
Pembroke PD	3	3			Sheriff's Office	14	12	2	7
Rich Creek PD	1	1			Kenbridge PD	5	5		1
Narrows PD	4	4			Victoria PD	5	5		1
<b>GLOUCESTER COUNTY</b>					<b>MADISON COUNTY</b>				
Sheriff's Office	48	42	6	10	Sheriff's Office	17	15	2	13
<b>GOOCHLAND COUNTY</b>					<b>MATHEWS COUNTY</b>				
Sheriff's Office	29	26	3	10	Sheriff's Office	11	9	2	9
<b>GRAYSON COUNTY</b>					<b>MECKLENBURG COUNTY</b>				
Sheriff's Office	23	22	1	6	Sheriff's Office	51	48	3	40
Independence PD	2	2			Chase City PD	9	9		1
<b>GREENE COUNTY</b>					Clarksville PD	7	7		1
Sheriff's Office	22	21	1	14	LaCrosse PD	1	1		
<b>GREENSVILLE COUNTY</b>					South Hill PD	20	19	1	2
Sheriff's Office	20	18	2	14	<b>MIDDLESEX COUNTY</b>				
<b>HALIFAX COUNTY</b>					Sheriff's Office	16	15	1	5
Sheriff's Office	34	32	2	3	<b>MONTGOMERY COUNTY</b>				
Halifax PD	4	4			Sheriff's Office	101	82	19	16
South Boston PD	27	23	4	3	Blacksburg PD	62	57	5	17
<b>HANOVER COUNTY</b>					Christiansburg PD	57	55	2	16
Sheriff's Office	205	191	14	18	<b>NELSON COUNTY</b>				
Ashland PD	24	23	1	3	Sheriff's Office	15	14	1	6
<b>HENRICO COUNTY</b>					<b>NEW KENT COUNTY</b>				
Henrico County PD	568	516	52	176	Sheriff's Office	32	29	3	11
<b>HENRY COUNTY</b>					<b>NORTHAMPTON CO.</b>				
Sheriff's Office	114	102	12	13	Sheriff's Office	64	51	13	17
<b>HIGHLAND COUNTY</b>					Cape Charles PD	5	5		
Sheriff's Office	7	7		4	Exmore PD	5	4	1	
<b>ISLE OF WIGHT COUNTY</b>					<b>NORTHUMBERLAND CO.</b>				
Sheriff's Office	38	31	7	7	Sheriff's Office	15	14	1	11
Smithfield PD	22	21	1	4	<b>NOTTOWAY COUNTY</b>				
Windsor PD	6	6			Sheriff's Office	13	12	1	11
<b>JAMES CITY COUNTY</b>					Blackstone PD	13	12	1	5
James City County PD	92	74	18	5	Crewe PD	4	3	1	1
<b>KING &amp; QUEEN COUNTY</b>					Burkeville PD	1	1		
Sheriff's Office	13	12	1	7	<b>ORANGE COUNTY</b>				
<b>KING GEORGE COUNTY</b>					Sheriff's Office	36	29	7	8
Sheriff's Office	28	24	4	14	Orange PD	15	14	1	2
<b>KING WILLIAM COUNTY</b>					Gordonsville PD	6	6		1
Sheriff's Office	21	20	1	12	<b>PAGE COUNTY</b>				
West Point PD	9	7	2	1	Sheriff's Office	48	44	4	16
<b>LANCASTER COUNTY</b>					Luray PD	11	11		2
Sheriff's Office	29	24	5	6	Shenandoah PD	5	5		
Kilmarnock PD	5	3	2		Stanley PD	4	4		
White Stone PD	1	1			<b>PATRICK COUNTY</b>				
<b>LEE COUNTY</b>					Sheriff's Office	24	21	3	14
Sheriff's Office	34	27	7		<b>PITTSYLVANIA COUNTY</b>				
Jonesville PD	2	2			Sheriff's Office	113	100	13	18
Pennington Gap PD	6	6			Chatham PD	3	3		
<b>LOUDOUN COUNTY</b>					Gretna PD	4	3	1	
Sheriff's Office	531	463	68	105	Hurt PD	2	2		
Leesburg PD	85	79	6	16	<b>POWHATAN COUNTY</b>				
Middleburg PD	5	4	1		Sheriff's Office	41	38	3	17
Purcellville PD	13	12	1	1					


AGENCY	TOTAL SWORN OFFICERS	OFFICERS MALE	OFFICERS FEMALE	TOTAL CIVILIAN	AGENCY	TOTAL SWORN OFFICERS	OFFICERS MALE	OFFICERS FEMALE	TOTAL CIVILIAN
<b>PRINCE EDWARD CO.</b> Sheriff's Office Farmville PD	23 27	20 25	3 2	7 1	<b>SPOTSYLVANIA COUNTY</b> Sheriff's Office	159	141	18	42
<b>PRINCE GEORGE CO.</b> Prince George County PD	52	48	4	21	<b>STAFFORD COUNTY</b> Sheriff's Office	152	134	18	62
<b>PRINCE WILLIAM CO.</b> Prince William County PD Quantico PD Haymarket PD Dumfries PD Occoquan PD	569 2 5 6	489 2 5 4	80  2	130  1 2	<b>SURRY COUNTY</b> Sheriff's Office	13	12	1	9
<b>PULASKI COUNTY</b> Sheriff's Office Pulaski PD Dublin PD	42 27 9	38 23 9	4 4	10 9 1	<b>SUSSEX COUNTY</b> Sheriff's Office Waverly PD	37 6	28 5	9 1	5 5
<b>RAPPAHANNOCK CO.</b> Sheriff's Office	26	18	8	1	<b>TAZEWELL COUNTY</b> Sheriff's Office Bluefield PD Pocahontas PD Richlands PD Tazewell PD Cedar Bluff PD	44 17  15 13 3	39 16  14 12 3	5 1  1 1	17 5  6 2
<b>RICHMOND COUNTY</b> Sheriff's Office Warsaw PD	12 2	12 1	1	8 1	<b>WARREN COUNTY</b> Sheriff's Office Front Royal PD	46 34	39 32	7 2	47 9
<b>ROANOKE COUNTY</b> Roanoke County PD Vinton PD	127 22	109 20	18 2	12 2	<b>WASHINGTON COUNTY</b> Sheriff's Office Abingdon PD Damascus PD Glade Springs PD	52 26 5 3	47 23 5 3	5 3	20 2
<b>ROCKBRIDGE COUNTY</b> Sheriff's Office Glasgow PD	30 1	29 1	1	7	<b>WESTMORELAND CO.</b> Sheriff's Office Colonial Beach PD	21 11	19 10	2 1	10 5
<b>ROCKINGHAM COUNTY</b> Sheriff's Office Bridgewater PD Broadway PD Dayton PD Elkton PD Grottoes PD Timberville PD	55 9 4 7 6 5 4	49 8 4 6 6 5 3	6 1  1	14   1 1 1	<b>WISE COUNTY</b> Sheriff's Office Appalachia PD Big Stone Gap PD Coeburn PD Pound PD St. Paul PD Wise PD	47 6 15 7 4 4 13	46 5 14 6 4 4 13	1 1 1 1	14  1   1
<b>RUSSELL COUNTY</b> Sheriff's Office Lebanon PD Honaker PD	34 11 3	31 11 3	3	15 1 1	<b>WYTHE COUNTY</b> Sheriff's Office Wytheville PD Rural Retreat PD	39 28 1	34 24 1	5 4	7 14
<b>SCOTT COUNTY</b> Sheriff's Office Gate City PD Weber City PD	26 6 5	25 6 4	1  1	8	<b>YORK COUNTY</b> Sheriff's Office	87	80	7	6
<b>SHENANDOAH COUNTY</b> Sheriff's Office Edinburg PD Mt. Jackson PD Woodstock PD Strasburg PD New Market PD	68 2 4 15 19 5	58 2 4 15 17 5	10   2	9   1 2	<b>COUNTY TOTAL</b>	<b>9161</b>	<b>8091</b>	<b>1070</b>	<b>2205</b>
<b>SMYTH COUNTY</b> Sheriff's Office Marion PD Saltville PD Chilhowie PD	41 19 3 6	33 17 3 6	8 2	2	<b>OTHER AGENCIES</b> Alcoholic Bev. Control, Dept. Capitol Police, Division Conservation & Rec., Dept. Game & Inland Fisheries, Dept Motor Vehicles, Dept. Virginia State Police, Dept. Metro. Wash. Airport Auth. Norfolk Airport Authority Richmond Int'l Airport Southside Va. Trng Center Virginia Port Authority	109 77 101 172 72 1849 211 37 25 17 71	88 66 91 162 66 1750 167 33 20 16 63	21 11 10 10 6 99 44 4 5 1 8	26 12 139 19 16 677 92 7 8 1 7
<b>SOUTHAMPTON COUNTY</b> Sheriff's Office Boykins PD	62 1	52 1	10	12	<b>OTHER AGENCY TOTAL</b>	<b>2741</b>	<b>2522</b>	<b>219</b>	<b>1004</b>

AGENCY	TOTAL SWORN OFFICERS	OFFICERS MALE	OFFICERS FEMALE	TOTAL CIVILIAN	AGENCY	TOTAL SWORN OFFICERS	OFFICERS MALE	OFFICERS FEMALE	TOTAL CIVILIAN
<b>CITY</b>					<b>COLLEGE &amp; UNIVERSITY</b>				
Alexandria PD	300	251	49	99	Christopher Newport U. PD	16	15	1	7
Bedford PD	24	22	2	3	Emory & Henry College PD	2	2		2
Bristol PD	50	42	8	20	Ferrum College PD	8	7	1	1
Buena Vista PD	15	15		1	George Mason Univ. PD	54	43	11	19
Charlottesville PD	117	104	13	27	Hampton University PD	24	20	4	16
Chesapeake PD	354	298	56	141	James Madison Univ. PD	31	29	2	10
Clifton Forge PD	10	10		2	J Sargeant Reynolds C.C. PD	12	8	4	9
Colonial Heights PD	48	44	4	4	Longwood University PD	15	13	2	8
Covington PD	17	15	2	11	Lord Fairfax C.C. PD	3	3		
Danville PD	129	106	23	7	Norfolk State University PD	24	17	7	13
Emporia PD	26	26		11	Northern Virginia C.C. PD	47	40	7	6
Fairfax PD	65	58	7	17	Old Dominion University PD	54	48	6	15
Falls Church PD	30	23	7	8	Radford University PD	23	18	5	14
Franklin PD	29	27	2	13	Richard Bland College PD	7	7		
Fredericksburg PD	71	57	14	25	Thomas Nelson College PD	10	8	2	4
Galax PD	24	22	2	14	U. of Mary Washington PD	15	12	3	6
Hampton PD	277	231	46	97	University of Richmond PD	22	18	4	12
Harrisonburg PD	87	83	4	17	University of Virginia PD	51	37	14	67
Hopewell PD	59	55	4	14	UVA's College at Wise PD	9	8	1	1
Lexington PD	16	14	2	2	Va. Commonwealth U. PD	79	64	15	119
Lynchburg PD	160	145	15	27	Va. Military Institute PD	8	7	1	1
Manassas PD	84	66	18	33	Virginia State University PD	21	14	7	15
Manassas Park PD	30	28	2	12	Virginia Tech University PD	52	44	8	23
Martinsville PD	50	47	3	5	Virginia Western C.C. PD	8	8		
Newport News PD	398	341	57	138	William & Mary College PD	18	16	2	5
Norfolk PD	721	643	78	87	<b>COLLEGE AND UNIVERSITY TOTAL</b>	<b>613</b>	<b>506</b>	<b>107</b>	<b>373</b>
Norton PD	15	15		9	<b>STATE TOTAL</b>	<b>18352</b>	<b>16163</b>	<b>2189</b>	<b>5091</b>
Petersburg PD	117	100	17	46					
Poquoson PD	21	18	3	1					
Portsmouth PD	242	209	33	93					
Radford PD	37	31	6	11					
Richmond PD	727	616	111	158					
Roanoke PD	256	227	29	44					
Salem PD	64	60	4	28					
Staunton PD	51	46	5	16					
Suffolk PD	185	152	33	60					
Virginia Beach PD	776	672	104	169					
Waynesboro PD	43	33	10	12					
Williamsburg PD	36	28	8	3					
Winchester PD	76	64	12	24					
<b>CITY TOTAL</b>	<b>5837</b>	<b>5044</b>	<b>793</b>	<b>1509</b>					





**VIII**  
**Group A Offenses**  
**By**  
**Contributing Agencies**



<b>COUNTY SHERIFFS &amp; STATE POLICE</b>	POPULATION	INCIDENT RATE PER 100,000	TOTAL INCIDENTS	Murder and Non-negligent Man-slaughter	Kidnaping/Abduction	Forcible Rape	Other Forcible Sex Offenses	Robbery	Aggravated Assault	Simple Assault/Intimidation	Arson	Extortion/Blackmail
Accomack County SO State Police	27386	4568.02	1251 107	6 0	1 0	11 0	19 0	16 0	26 0	340 2	1 3	0 0
Alleghany County SO State Police	12296	3358.81	413 95	1 0	1 0	4 0	13 0	1 0	9 0	82 0	3 0	0 0
Amelia County SO State Police	12841	2967.05	381 3	0 0	2 0	1 0	6 0	1 0	16 0	119 0	2 0	0 0
Amherst County SO State Police	30265	3578.39	1083 25	0 0	6 0	7 0	19 0	2 0	19 0	156 0	2 0	0 0
Appomattox County SO State Police	15021	1477.93	222 4	1 0	1 0	2 0	4 0	1 0	9 0	31 0	1 0	0 0
Augusta County SO State Police	73792	2108.62	1556 24	2 0	8 0	13 0	13 0	7 0	64 0	162 0	1 1	2 0
Bath County SO State Police	4797	958.93	46 23	0 0	0 0	0 0	0 0	0 0	0 3	2 2	0 1	0 0
Bedford County SO State Police	69379	2920.19	2026 41	1 0	5 0	8 0	19 0	4 0	31 5	799 0	2 2	0 0
Bland County SO State Police	6748	1274.45	86 16	0 0	0 0	1 0	2 0	1 0	3 0	12 2	2 0	0 0
Botetourt County SO State Police	33399	2383.30	796 30	0 0	0 0	2 0	8 0	3 0	19 1	198 0	4 0	0 0
Brunswick County SO State Police	15962	1572.48	251 19	1 0	1 0	0 0	5 0	3 0	8 1	30 0	1 0	0 0
Buchanan County SO State Police	22985	4150.53	954 64	3 2	4 0	7 0	13 1	1 0	17 5	273 7	0 2	1 1
Buckingham County SO State Police	17143	3797.46	651 10	0 0	6 0	5 0	11 0	5 0	13 3	181 0	12 0	0 0
Campbell County SO State Police	50197	3245.21	1629 46	1 0	7 0	6 0	27 0	7 0	35 0	356 0	2 0	0 0
Caroline County SO State Police	27715	4557.09	1263 30	0 0	11 0	8 0	21 0	10 0	19 1	336 0	4 1	2 0
Carroll County SO State Police	27067	3151.43	853 14	0 0	5 0	4 0	2 0	2 0	22 0	196 1	6 0	0 0
Charles City County SO State Police	7290	1495.19	109 1	0 0	0 0	1 0	1 0	0 0	4 0	30 0	0 1	0 0
Charlotte County SO State Police	12565	2467.17	310 21	1 0	0 0	1 0	2 0	3 0	16 0	116 0	1 0	0 0
Clarke County SO State Police	10026	3081.98	309 5	0 0	0 0	4 0	5 0	2 0	3 0	68 0	1 0	0 0
Craig County SO State Police	5241	1163.90	61 23	0 0	0 0	0 0	0 2	0 0	5 0	23 2	0 2	0 0
Culpeper County SO State Police	30765	2753.12	847 90	2 0	7 0	6 0	11 0	3 0	25 4	307 2	1 3	0 0
Cumberland County SO State Police	10100	1504.95	152 4	0 0	0 0	1 0	2 0	0 0	8 0	78 0	0 0	0 0
Dickenson County SO State Police	13850	3285.19	455 46	2 0	0 0	3 0	7 1	2 0	9 1	120 6	8 1	0 0
Dinwiddie County SO State Police	28018	3494.18	979 31	1 0	8 0	7 0	36 0	6 0	30 0	134 0	1 0	1 0

82 <sup>0-11</sup> For those agencies without full year submission, footnote represents number of months of data submitted.

Burglary	Larceny	Motor Vehicle Theft	Counterfeiting/ Forgery	Fraud	Embezzlement	Stolen Property	Destruction/ Damage/ Vandalism	Drug/ Narcotic Offenses	Non-forcible Sex Offenses	Pornography	Gambling	Prostitution	Bribery	Weapon Law Violation
1453	39210	273	160	326	80	11	2093	4281	00	00	00	00	00	127
480	1053	91	51	94	10	00	1130	6886	00	10	00	00	00	162
350	860	150	20	270	00	00	800	465	00	10	00	00	00	210
630	4452	170	110	1513	30	20	1411	12119	00	00	00	30	00	101
270	940	60	30	40	30	00	190	303	01	00	00	00	00	30
1240	6630	340	540	1022	260	70	2360	13021	40	40	00	00	00	400
130	223	00	00	41	00	00	42	112	00	00	00	00	00	00
2690	53215	322	132	10611	81	10	3241	1377	10	200	00	00	00	290
150	333	20	30	21	00	00	172	1511	00	00	00	00	00	00
610	2201	130	100	380	120	10	1060	15727	30	50	00	00	00	211
590	654	200	11	132	00	20	615	2410	00	00	00	00	00	70
1324	33121	315	218	438	10	240	1283	5716	20	70	00	00	00	181
580	1642	230	140	211	10	60	1570	1115	00	10	00	00	00	190
1492	6165	352	251	827	30	20	2850	9325	00	90	02	10	00	356
751	4278	193	92	601	40	91	2070	16116	20	40	00	10	00	361
1090	3521	382	50	262	20	40	1691	568	00	10	00	00	00	200
90	90	21	10	20	10	10	80	510	10	00	00	00	00	30
280	941	40	10	11	00	30	340	3020	10	00	00	00	00	110
340	1011	70	50	370	00	20	281	283	10	00	00	00	00	80
00	93	20	02	03	00	00	31	198	00	00	00	00	00	20
640	2052	272	120	474	110	20	1510	8473	10	10	00	10	00	220
120	201	30	20	11	00	10	170	242	00	00	00	00	00	50
382	1525	66	90	166	00	110	422	7525	10	00	00	00	00	212
1310	3221	300	140	650	41	20	1510	17429	00	00	00	00	00	320

<b>COUNTY SHERIFFS &amp; STATE POLICE</b>	POPULATION	INCIDENT RATE PER 100,000	TOTAL INCIDENTS	Murder and Non-negligent Man-slaughter	Kidnaping/Abduction	Forcible Rape	Other Forcible Sex Offenses	Robbery	Aggravated Assault	Simple Assault/Intimidation	Arson	Extortion/Blackmail
Essex County SO State Police	8912	2120.73	189 3	1 0	0 0	2 0	1 0	1 0	9 1	52 0	1 0	0 0
Fauquier County SO State Police	55571	3591.80	1996 123	1 0	9 0	11 0	31 0	7 0	19 1	450 1	4 0	0 0
Floyd County SO State Police	15484	2098.94	325 41	0 1	0 0	2 0	5 0	0 0	8 0	61 0	0 1	0 0
Fluvanna County SO State Police	25989	2270.19	590 13	0 0	1 0	2 0	6 0	2 0	9 0	187 1	2 0	0 0
Franklin County SO State Police	51501	2157.23	1111 50	2 0	3 0	4 0	14 1	5 0	28 1	134 1	1 0	0 0
Frederick County SO State Police	76062	4429.28	3369 171	2 0	5 0	35 0	71 0	13 0	31 0	1003 0	5 1	0 0
Giles County SO State Police	10447	4498.89	470 6	1 0	0 0	1 0	12 0	0 0	22 0	81 0	1 0	0 0
Gloucester County SO State Police	36987	3238.97	1198 79	8 0	7 0	3 0	4 0	7 0	18 1	421 0	4 0	0 0
Goochland County SO State Police	21753	2243.36	488 34	0 0	2 0	0 0	2 1	3 0	29 0	107 6	0 0	1 0
Grayson County SO State Police	14523	2829.99	411 10	0 0	4 0	5 0	13 0	0 0	13 0	90 1	2 0	0 0
Greene County SO State Police	19042	3397.75	647 42	3 0	0 0	2 0	11 0	2 0	19 1	215 0	2 0	0 0
Greensville County SO State Police	12131	2695.57	327 25	1 0	1 0	5 0	1 0	3 0	8 0	52 0	0 0	0 0
Halifax County SO State Police	26733	3400.29	909 91	1 0	3 0	7 0	34 0	4 0	23 0	198 1	4 0	0 0
Hanover County SO State Police	93479	2906.53	2717 104	2 0	9 0	2 1	28 0	6 0	43 1	727 3	2 0	0 0
Henry County SO State Police	53867	5437.46	2929 26	7 0	5 0	9 0	16 0	21 0	133 0	466 0	7 0	0 0
Highland County SO State Police	2295	1350.76	31 6	0 0	0 0	0 1	0 0	0 0	1 0	4 0	0 0	0 0
Isle of Wight County SO State Police	24742	3431.41	849 15	0 0	4 0	4 0	7 0	6 0	20 1	204 0	2 0	0 0
King & Queen County SO State Police	7049	2567.74	181 1	0 0	0 0	1 0	6 0	0 0	10 0	53 0	0 0	1 0
King George County SO State Police	23333	3947.19	921 14	0 0	2 0	8 0	20 0	4 0	10 1	242 4	2 0	0 0
King William County SO State Police	12853	1610.51	207 1	0 0	3 0	2 0	1 0	3 0	2 0	67 0	0 0	0 0
Lancaster County SO State Police	9624	2784.70	268 2	1 0	2 0	5 0	3 0	0 0	5 0	41 0	1 0	0 0
Lee County SO State Police	22861	1561.61	357 11	1 0	0 0	4 0	0 1	1 0	26 0	88 0	0 1	0 0
Loudoun County SO State Police	273321	2701.95	7385 40	1 0	27 0	45 0	72 1	36 0	156 0	1861 1	27 0	3 0
Louisa County SO State Police	31901	2203.69	703 79	0 0	1 0	10 0	9 0	0 0	18 1	188 2	0 1	0 0

84 <sup>0-11</sup> For those agencies without full year submission, footnote represents number of months of data submitted.

Burglary	Larceny	Motor Vehicle Theft	Counterfeiting/ Forgery	Fraud	Embezzlement	Stolen Property	Destruction/ Damage/ Vandalism	Drug/ Narcotic Offenses	Non-forcible Sex Offenses	Pornography	Gambling	Prostitution	Bribery	Weapon Law Violation
350	391	90	20	50	00	40	380	172	10	00	00	00	00	70
1151	5441	293	361	1562	60	32	3851	420111	10	90	00	00	00	372
380	1420	61	30	40	00	00	540	2039	00	40	00	00	00	71
381	1592	160	50	390	51	11	1020	638	10	00	00	00	00	90
1200	4762	453	151	4015	90	81	2100	9626	10	40	00	00	00	280
3390	110410	813	731	1310	181	70	6296	329150	40	110	00	00	00	583
430	1313	80	50	140	00	20	521	1513	00	10	00	10	00	140
760	4503	190	70	578	100	20	1081	10266	10	80	00	00	00	162
460	1617	121	61	440	30	00	932	5720	00	10	00	00	00	140
350	1311	70	60	140	20	00	710	568	00	20	00	00	00	230
240	2165	120	90	241	100	00	1311	5134	00	20	00	00	00	80
530	1092	71	41	60	00	20	682	4426	00	00	00	00	00	61
1311	3035	341	50	385	00	40	2260	5279	10	10	00	00	10	133
1240	9482	511	582	18944	200	191	3780	43663	20	40	00	30	00	595
3990	10762	751	782	21911	140	10	4060	23210	30	80	00	00	00	670
20	70	01	00	00	00	00	200	04	00	00	00	00	00	00
971	2672	210	80	588	30	00	1200	464	20	00	00	10	00	231
270	341	50	00	60	20	10	130	420	00	00	00	00	00	40
660	2513	230	50	430	11	50	2031	1144	00	00	00	00	00	91
480	530	40	00	40	10	10	60	271	00	00	00	00	00	100
340	841	30	10	160	10	00	700	211	00	00	00	00	00	40
370	1570	62	130	63	30	00	240	145	00	00	00	00	00	10
2720	24091	1401	821	7317	530	150	14550	106128	70	100	00	70	00	911
640	2611	00	150	360	20	10	1001	4275	00	40	00	00	00	160

<b>COUNTY SHERIFFS &amp; STATE POLICE</b>	POPULATION	INCIDENT RATE PER 100,000	TOTAL INCIDENTS	Murder and Non- negligent Man- slaughter	Kidnaping/ Abduction	Forcible Rape	Other Forcible Sex Offenses	Robbery	Aggravated Assault	Simple Assault/ Intimida- tion	Arson	Extortion/ Blackmail
Lunenburg County SO State Police	9985	2123.18	212 64	0 0	2 0	3 0	2 0	1 0	5 0	60 0	1 0	0 0
Madison County SO State Police	13424	2607.27	350 13	3 0	1 0	1 0	9 0	2 0	9 0	115 0	1 0	1 0
Mathews County SO State Police	8937	2618.32	234 15	0 0	2 0	2 0	1 0	0 0	4 0	70 0	0 0	0 0
Mecklenburg County SO State Police	24192	2752.97	666 137	1 0	2 0	4 0	1 0	3 0	18 0	64 0	7 0	0 0
Middlesex County SO State Police	11065	2476.27	274 25	1 0	2 0	1 0	4 0	4 0	7 0	41 1	0 0	0 0
Montgomery County SO State Police	31335	4531.67	1420 166	0 1	2 0	11 0	20 0	1 0	20 5	464 1	6 0	0 0
Nelson County SO State Police	15092	2782.93	420 28	1 0	4 0	1 0	11 0	0 0	4 0	105 0	0 0	0 0
New Kent County SO State Police	18827	3850.85	725 17	0 0	8 0	5 0	10 0	1 0	24 1	172 1	0 0	0 0
Northampton County SO State Police	9964	3352.06	334 56	0 0	3 0	1 0	2 0	3 0	11 0	71 2	0 0	0 0
Northumberland County SO State Police	12449	2867.70	357 1	0 0	2 0	2 0	5 0	2 0	6 0	105 0	2 0	0 0
Nottoway County SO State Police	9528	2172.54	207 8	0 0	0 0	0 0	1 3	1 0	6 6	39 0	3 0	0 0
Orange County SO State Police	27498	1545.56	425 94	0 0	0 0	3 0	6 0	2 1	10 4	71 6	1 1	0 0
Page County SO State Police	15198	3539.93	538 78	0 0	3 0	5 0	11 0	1 0	6 0	78 1	7 0	0 0
Patrick County SO State Police	18635	3294.87	614 10	0 0	1 0	2 0	7 0	0 0	20 0	118 1	2 0	0 0
Pittsylvania County SO State Police	59146	2698.40	1596 44	4 0	6 0	10 0	37 0	9 0	22 10	453 0	4 0	1 0
Powhatan County SO State Police	28290	1884.05	533 33	3 0	0 0	3 0	6 0	1 0	7 10	91 8	2 0	0 0
Prince Edward County SO State Police	15302	1039.07	159 1	0 0	2 0	2 1	4 0	2 0	8 0	58 0	1 0	0 0
Pulaski County SO State Police	23015	7217.03	1661 46	0 0	2 0	5 1	22 0	2 0	26 0	454 3	2 0	1 0
Rappahannock County SO State Police	7410	3036.43	225 28	0 0	1 0	0 1	1 0	0 0	4 1	64 0	2 0	0 0
Richmond County SO State Police	7725	1346.27	104 4	0 0	0 0	2 0	1 0	0 0	8 0	31 1	0 0	0 0
Rockbridge County SO State Police	21022	2806.58	590 32	0 0	1 0	2 0	4 0	3 0	18 0	92 2	2 1	0 0
Rockingham County SO State Police	58516	1027.06	601 180	1 0	6 0	17 0	28 1	1 1	23 2	68 1	4 0	0 0
Russell County SO State Police	24141	3185.45	769 13	3 0	1 0	6 0	8 0	2 0	16 0	198 2	7 1	1 0
Scott County SO State Police	19913	4318.78	860 23	1 0	2 0	6 0	13 1	3 0	12 1	158 2	1 1	1 0

Burglary	Larceny	Motor Vehicle Theft	Counterfeiting/ Forgery	Fraud	Embezzlement	Stolen Property	Destruction/ Damage/ Vandalism	Drug/ Narcotic Offenses	Non-forcible Sex Offenses	Pornography	Gambling	Prostitution	Bribery	Weapon Law Violation
40 1	66 2	13 0	0 1	4 0	1 0	0 0	32 0	13 61	1 0	1 0	0 0	0 0	0 0	4 0
19 0	95 0	7 0	6 0	14 0	0 0	1 0	56 0	31 13	0 0	9 0	0 0	0 0	0 0	11 0
27 0	82 0	5 0	1 0	7 1	0 0	0 0	47 0	16 13	0 0	0 0	0 0	0 0	0 0	5 1
101 1	260 5	14 1	68 0	31 2	1 0	0 0	138 1	24 130	1 0	1 0	0 0	0 0	0 0	7 0
35 0	124 1	8 0	1 0	12 1	1 0	1 0	38 0	15 22	0 0	5 0	0 0	1 0	0 0	8 0
144 0	358 2	17 0	13 1	79 5	6 0	6 0	285 0	264 151	0 0	4 0	0 0	1 1	0 0	29 1
45 0	135 7	13 2	1 0	36 0	4 0	0 0	83 1	28 19	0 0	1 0	0 0	0 0	0 0	7 1
54 0	191 0	10 1	27 0	100 1	8 0	6 0	163 1	69 20	0 0	1 0	0 0	0 0	0 0	19 2
59 0	123 0	7 0	7 0	23 12	0 0	1 0	48 0	4 44	0 0	1 0	0 0	0 0	0 0	10 3
39 0	101 0	9 0	9 0	25 0	5 0	0 0	37 0	30 1	0 0	2 0	0 0	1 0	0 0	13 0
20 0	65 0	6 0	2 0	5 0	1 0	1 0	36 0	44 3	0 0	0 0	0 0	0 0	0 0	2 0
39 0	185 3	10 1	7 0	6 6	1 1	2 0	91 3	36 73	1 1	1 0	0 0	0 0	0 0	8 0
58 0	142 0	3 1	10 0	23 2	5 0	3 0	89 2	160 72	0 0	10 0	0 0	0 0	0 0	5 1
85 0	257 1	32 0	7 0	33 4	2 0	1 0	96 0	23 4	0 0	0 0	0 0	0 0	0 0	18 1
243 2	401 4	28 13	13 0	32 12	7 1	0 0	266 2	223 11	0 0	2 0	0 0	1 0	0 0	43 1
79 0	151 0	13 0	6 0	20 1	4 0	1 0	113 0	85 20	0 0	1 0	0 0	0 0	0 0	6 1
18 0	38 0	7 0	3 0	6 0	0 0	0 0	25 0	8 0	0 0	1 0	0 0	0 0	0 0	4 0
116 0	597 11	21 0	47 0	223 2	20 3	5 0	255 2	183 28	0 0	4 0	0 0	0 0	0 0	15 3
18 1	52 0	5 0	3 0	8 1	1 0	1 0	36 0	50 25	0 0	1 0	0 0	0 0	0 0	6 1
10 0	21 0	5 0	0 0	6 1	1 0	1 0	16 0	7 2	0 0	2 0	0 0	0 0	0 0	0 0
49 0	212 4	10 0	5 0	27 2	7 0	1 1	109 1	75 20	4 0	0 0	0 0	0 0	0 0	13 3
75 0	200 9	7 18	13 0	31 6	7 0	16 1	118 3	61 141	0 0	8 0	0 0	0 0	0 0	14 11
100 0	208 0	11 0	6 1	30 9	6 0	0 0	99 0	126 1	1 1	1 0	0 0	0 0	0 0	7 0
126 1	307 2	22 1	24 1	41 4	1 2	6 0	151 2	112 5	0 0	1 0	0 0	1 0	0 0	17 0

<b>COUNTY SHERIFFS &amp; STATE POLICE</b>	POPULATION	INCIDENT RATE PER 100,000	TOTAL INCIDENTS	Murder and Non- negligent Man- slaughter	Kidnaping/ Abduction	Forcible Rape	Other Forcible Sex Offenses	Robbery	Aggravated Assault	Simple Assault/ Intimidation	Arson	Extortion/ Blackmail
Shenandoah Couty SO State Police	25438	4025.47	1024 260	0 0	2 0	4 0	33 0	3 0	21 1	249 0	0 0	0 0
Smyth County SO State Police	22278	3644.85	812 33	3 0	11 0	6 0	6 0	0 0	32 0	183 3	5 0	0 0
Southampton County SO State Police	18150	3895.31	707 13	0 0	1 0	2 0	12 0	1 0	16 0	187 0	4 0	0 0
Spotsylvania County SO State Police	123997	4854.14	6019 18	3 0	15 0	42 0	63 0	64 0	161 0	1403 2	10 0	0 0
Stafford County SO State Police	131067	3955.99	5185 8	2 0	23 0	34 0	71 0	29 0	107 0	1016 1	12 0	2 0
Surry County SO State Police	6968	1865.67	130 6	0 0	0 0	1 0	2 0	0 0	13 0	39 0	0 0	0 0
Sussex County SO State Police	9907	3452.10	342 26	0 0	1 0	0 0	5 0	3 0	6 2	68 2	1 0	0 0
Tazewell County SO State Police	27856	4175.04	1163 15	0 0	5 0	6 0	8 1	1 0	19 0	284 0	5 1	0 1
Warren County SO State Police	23248	2907.77	676 302	0 0	1 0	8 0	10 1	2 0	9 2	120 1	2 0	0 0
Washington County SO State Police	44718	4139.27	1851 18	1 0	9 0	11 0	17 0	3 0	17 4	324 1	7 0	2 0
Westmoreland County SO State Police	13918	1523.20	212 3	0 0	1 0	1 0	0 0	1 0	8 0	77 0	0 2	4 0
Wise County SO State Police	26225	3935.17	1032 13	0 1	6 0	8 0	20 0	2 0	28 0	337 0	3 0	0 0
Wythe County SO State Police	19697	2167.84	427 90	0 0	2 1	4 0	3 0	2 0	13 2	67 7	2 0	0 0
York County SO State Police	65973	4142.60	2733 85	3 0	25 0	4 0	26 0	24 0	44 0	465 0	16 0	2 0
<b>COUNTY POLICE &amp; STATE POLICE</b>												
Albemarle County PD State Police	100780	3800.35	3830 51	1 0	9 0	22 0	37 0	22 0	65 0	1039 0	12 0	2 0
Arlington County PD State Police	214373	3322.71	7123 0	0 0	23 0	23 0	80 0	135 0	170 0	819 0	7 0	0 0
Chesterfield County PD State Police	319641	5351.62	17106 195	8 0	33 0	36 0	199 0	146 0	198 2	6230 5	59 0	2 0
Fairfax County PD State Police	1057044	3346.59	35375 248	11 0	130 0	94 1	225 4	423 0	387 14	7289 10	73 0	10 0
Henrico County PD State Police	310742	5038.58	15657 118	10 0	76 0	31 0	24 0	232 1	163 2	3220 2	94 0	5 0
James City County PD State Police	68874	3446.87	2374 57	2 0	28 0	20 0	36 0	16 0	43 0	758 1	17 0	2 0
Prince George County PD State Police	35828	3273.97	1173 25	0 0	2 0	6 0	19 0	4 0	27 2	294 0	0 0	2 0
Prince William County PD State Police	406374	4045.28	16439 144	3 0	62 0	45 0	178 0	181 0	311 1	3830 6	27 0	6 0
Roanoke County PD State Police	84589	3875.20	3278 53	0 0	19 0	20 0	43 1	12 0	66 0	1201 0	4 0	5 1

88 <sup>0-11</sup> For those agencies without full year submission, footnote represents number of months of data submitted.



Burglary	Larceny	Motor Vehicle Theft	Counterfeiting/ Forgery	Fraud	Embezzlement	Stolen Property	Destruction/ Damage/ Vandalism	Drug/ Narcotic Offenses	Non-forcible Sex Offenses	Pornography	Gambling	Prostitution	Bribery	Weapon Law Violation
940	3101	40	101	832	11	40	24910	95244	20	120	00	00	00	222
632	2733	163	70	266	10	40	1410	7819	00	40	00	00	00	181
910	1922	231	80	191	00	00	1230	848	00	20	00	00	00	133
2720	22650	900	980	5033	460	230	7950	86513	10	100	00	00	00	871
2070	16880	1050	1160	5030	370	150	12470	7207	00	130	00	50	00	730
230	262	50	20	50	00	00	230	64	00	10	00	00	00	51
401	1231	141	33	124	10	41	540	4913	20	00	00	00	00	80
1470	3745	380	246	372	20	51	1571	1801	00	90	00	00	00	200
370	2601	180	142	222	40	10	1411	70294	00	10	00	00	10	136
2170	7610	321	730	1876	100	81	2191	1556	20	10	00	00	10	300
141	531	70	20	30	10	20	451	350	00	00	00	00	00	51
1230	3013	340	180	276	112	22	1880	1060	00	00	00	00	00	230
311	13722	104	60	165	10	10	392	14954	00	20	00	00	00	102
1520	10502	330	520	2840	510	111	5320	22982	10	100	00	10	00	303
2300	14040	521	442	31312	280	70	8660	42338	90	130	00	30	00	571
2510	34450	1770	1520	8180	560	600	9270	5570	10	50	10	100	20	480
15150	512311	2464	2423	151715	1070	651	34750	1806178	50	310	00	710	20	42010
10180	1332921	8715	3986	247648	2600	809	77705	4809128	80	790	280	780	10	5316
12800	60867	3811	2369	101313	1200	600	28730	130293	10	20	150	1360	20	26613
1620	7930	250	490	1940	240	50	4710	15763	10	70	00	00	10	490
860	3410	210	151	901	30	70	2440	13622	60	50	10	00	00	170
9760	57726	3955	2632	116533	1060	1051	24113	193389	150	390	290	200	00	2356
2980	9403	370	370	25418	170	50	3940	66030	20	140	00	00	00	730

TOWNS	POPULATION	INCIDENT RATE PER 100,000	TOTAL INCIDENTS	Murder and Non-negligent Man-slaughter	Kidnaping/Abduction	Forcible Rape	Other Forcible Sex Offenses	Robbery	Aggravated Assault	Simple Assault/Intimidation	Arson	Extortion/Blackmail
Abingdon PD	8191	7044.31	577	0	0	2	2	5	5	89	1	0
Altavista PD	3450	6376.81	220	0	2	1	8	0	8	48	0	0
Amherst PD	2231	3137.60	70	0	3	0	0	1	0	26	0	0
Appalachia PD	1754	12941.84	227	0	1	5	3	0	4	72	0	0
Ashland PD	7225	8152.24	589	0	4	2	3	0	17	206	0	0
Berryville PD	4185	2962.96	124	0	1	0	0	0	4	24	0	0
Big Stone Gap PD	5614	6946.91	390	0	0	2	0	2	7	91	2	0
Blacksburg PD	42620	3498.35	1491	0	2	9	9	5	10	277	3	1
Blackstone PD	3621	7180.33	260	0	1	1	3	1	8	67	0	0
Bloxom PD <sup>6</sup>	387		0	0	0	0	0	0	0	0	0	0
Bluefield PD	5444	6520.94	355	0	0	0	2	3	6	35	0	0
Bowling Green PD	1111		0	0	0	0	0	0	0	0	0	0
Boykins PD	564	4609.92	26	0	0	0	0	0	1	3	0	0
Bridgewater PD	5644	1240.25	70	0	0	1	0	0	0	5	0	0
Broadway PD	3691	704.41	26	0	0	0	0	0	0	6	0	0
Brookneal PD	1112	4226.61	47	0	0	0	0	1	0	8	1	0
Burkeville PD	432	3009.25	13	0	0	0	0	0	2	9	0	0
Cape Charles PD	1009	2378.59	24	0	0	0	0	0	0	3	0	0
Cedar Bluff PD	1137	3078.27	35	0	0	1	0	0	1	1	0	0
Chase City PD	2351	7145.89	168	0	2	3	1	2	8	35	0	0
Chatham PD	1269	2127.65	27	0	0	0	0	0	0	2	0	0
Chilhowie PD	1781	4042.67	72	0	1	0	0	1	0	11	1	0
Chincoteague PD	2941	5338.32	157	0	0	1	3	0	3	27	0	0
Christiansburg PD	21041	8065.20	1697	0	4	7	23	5	17	480	4	0
Clarksville PD	1139	3424.05	39	0	2	1	0	0	2	3	0	0
Clifton Forge PD	3884	4969.10	193	0	3	0	1	1	7	55	2	0
Clintwood PD	1414	3394.62	48	0	0	0	0	0	1	10	0	0
Coeburn PD <sup>0</sup>	2139	-	-	-	-	-	-	-	-	-	-	-
Colonial Beach PD	3542	4968.94	176	0	0	1	0	0	6	24	0	0
Crewe PD	2326	8684.43	202	0	1	0	2	0	6	29	0	0
Culpeper PD	16379	8211.73	1345	1	5	3	18	14	42	444	3	3
Damascus PD	814	9828	80	0	1	0	1	0	2	3	0	1
Dayton PD	1530	1699.34	26	0	1	0	0	0	0	4	0	0
Dublin PD	2534	6590.37	167	0	1	0	0	0	2	21	0	0
Dumfries PD	4961	2499.49	124	0	0	0	0	0	2	15	0	0
Edinburg PD	1041	1921.22	20	0	0	0	0	1	0	8	0	0
Elkton PD	2726	3154.8	86	0	0	2	0	0	1	11	0	0
Exmore PD	1460	7191.78	105	0	0	0	0	1	3	20	0	0

90 <sup>0-11</sup> For those agencies without full year submission, footnote represents number of months of data submitted.

Burglary	Larceny	Motor Vehicle Theft	Counterfeiting/ Forgery	Fraud	Embezzlement	Stolen Property	Destruction/ Damage/ Vandalism	Drug/ Narcotic Offenses	Non-forcible Sex Offenses	Pornography	Gambling	Prostitution	Bribery	Weapon Law Violation
30	247	11	15	39	6	0	87	70	0	1	0	0	0	5
11	105	3	4	11	1	1	33	10	0	0	0	0	0	2
5	21	2	0	2	0	0	10	12	0	0	0	0	0	0
30	74	3	1	4	0	0	36	36	0	0	0	0	0	1
30	191	18	16	39	8	2	90	125	1	1	0	2	0	10
9	38	1	3	3	0	0	48	7	0	0	0	0	0	1
30	194	9	4	8	0	2	66	22	0	0	0	0	0	4
85	493	16	17	68	5	5	502	127	0	1	0	1	0	12
19	73	1	5	12	2	0	58	31	1	0	0	0	0	3
0	0	0	0	0	0	0	0	0	0	0	0	0	0	0
19	167	6	19	27	3	4	34	58	0	1	0	0	0	15
0	0	0	0	0	0	0	0	0	0	0	0	0	0	0
3	4	0	0	1	0	0	16	0	0	0	0	0	0	0
5	30	2	2	4	0	0	9	16	0	0	0	0	0	3
5	11	0	2	0	0	0	1	1	0	0	0	0	0	1
2	21	1	1	4	1	1	3	3	0	0	0	0	0	0
0	0	0	1	0	1	0	0	0	0	0	0	0	0	0
2	14	1	0	1	0	0	1	3	0	0	0	0	0	0
3	15	3	2	2	0	0	1	8	0	0	0	0	0	0
10	67	3	1	6	0	0	30	12	0	0	0	0	0	4
0	13	1	0	2	0	0	8	0	0	0	0	0	0	1
4	35	1	4	2	0	1	6	9	0	0	0	0	0	2
15	56	3	3	11	0	1	9	37	0	0	0	0	0	1
91	620	19	27	131	25	7	193	252	1	17	0	0	0	36
2	20	2	1	1	1	0	7	1	0	0	0	0	0	0
30	71	1	1	6	0	0	38	19	0	0	0	0	0	4
1	20	1	0	2	6	1	5	5	0	0	0	0	0	1
-	-	-	-	-	-	-	-	-	-	-	-	-	-	-
10	81	21	0	0	1	1	25	19	0	0	0	0	0	1
17	65	0	2	2	0	0	49	47	0	2	0	0	0	6
37	387	17	70	99	23	1	201	172	1	0	0	0	0	19
0	35	1	2	5	1	0	9	29	0	0	0	0	0	2
2	8	1	0	3	0	0	1	8	0	0	0	0	0	1
17	60	7	9	4	1	0	34	26	0	0	0	0	0	3
12	52	6	2	3	1	1	21	10	0	0	0	0	0	0
1	5	0	1	2	0	0	4	0	0	0	0	0	0	2
5	34	2	2	1	1	1	16	16	0	0	0	0	0	1
7	41	0	4	4	1	0	22	7	0	0	0	0	0	0

TOWNS	POPULATION	INCIDENT RATE PER 100,000	TOTAL INCIDENTS	Murder and Non-negligent Man-slaughter	Kidnaping/Abduction	Forcible Rape	Other Forcible Sex Offenses	Robbery	Aggravated Assault	Simple Assault/Intimidation	Arson	Extortion/Blackmail
Farmville PD	8216	8982.47	738	0	0	2	4	7	10	107	2	0
Front Royal PD	14440	9286.70	1341	0	2	6	5	6	5	327	0	0
Gate City PD	2034	7030.48	143	0	0	0	2	0	3	15	0	0
Glade Spring PD	1456	206.04	3	0	0	0	0	1	0	0	0	0
Glasgow PD	1133	617.82	7	0	0	0	0	0	0	2	0	0
Glen Lyn PD	115	9565.21	11	0	0	0	0	0	1	1	0	0
Gordonsville PD	1496	3074.86	46	0	0	0	1	0	0	5	0	0
Gretna PD	1267	3157.06	40	0	0	0	0	2	1	16	0	0
Grottoes PD	2668	2511.24	67	0	0	1	1	0	0	8	0	0
Grundy PD <sup>10</sup>	1021	1077.37	11	0	0	0	0	0	0	0	0	0
Halifax PD	1309	3743.31	49	0	0	0	0	1	0	8	1	0
Haymarket PD	1782	2132.43	38	0	0	0	1	0	1	4	0	0
Haysi PD	498	3614.45	18	0	0	0	0	0	0	1	1	0
Herndon PD	23292	4400.65	1025	0	9	4	7	13	27	257	0	1
Hillsville PD	2681	8728.08	234	0	0	1	2	0	12	32	0	0
Honaker PD	1449	1449.27	21	0	0	0	0	0	1	5	0	0
Hurt PD	1304	1533.74	20	0	0	0	0	0	0	0	0	0
Independence PD	947	2639.91	25	0	0	0	0	0	2	6	0	0
Jonesville PD	1034	4932.30	51	1	0	0	0	1	1	10	0	0
Kenbridge PD	1257	3102.62	39	0	0	0	0	0	5	17	0	0
Kilmarnock PD	1487	6052.45	90	0	0	0	0	0	2	10	0	0
LaCrosse PD	604	5132.45	31	0	1	0	0	0	2	3	1	0
Lawrenceville PD	1438	7023.64	101	0	1	0	1	3	0	15	1	0
Lebanon PD	3424	7038.55	241	0	0	1	1	0	2	23	1	0
Leesburg PD	42616	5009.85	2135	0	4	6	27	6	48	480	3	0
Louisa PD	1555	6945.33	108	0	0	0	2	0	3	28	5	0
Luray PD	4895	5577.11	273	0	0	0	1	0	2	34	0	0
Marion PD	5968	8595.84	513	0	4	2	5	0	31	127	1	0
Middleburg PD	673	2971.76	20	0	0	0	0	0	0	2	0	0
Middletown PD	1265	3873.51	49	0	1	1	4	0	1	7	0	0
Mt. Jackson PD	1994	2507.52	50	0	0	1	4	1	0	4	0	0
Narrows PD	2029	2069.98	42	0	1	2	1	0	0	7	0	0
New Market PD	2146	2842.49	61	0	0	1	0	0	1	7	0	0
Occoquan PD	934	321.19	3	0	0	0	0	0	0	0	0	0
Onancock PD	1263	3642.12	46	0	0	0	1	1	0	6	0	0
Onley PD <sup>6</sup>	516	387.59	2	0	0	0	0	0	0	0	0	0
Orange PD	4721	5316.67	251	0	0	1	2	4	0	42	1	0
Parksley PD	842	2731.59	23	0	0	0	1	1	0	4	0	0

92 <sup>0-11</sup> For those agencies without full year submission, footnote represents number of months of data submitted.

Burglary	Larceny	Motor Vehicle Theft	Counterfeiting/ Forgery	Fraud	Embezzlement	Stolen Property	Destruction/ Damage/ Vandalism	Drug/ Narcotic Offenses	Non-forcible Sex Offenses	Pornography	Gambling	Prostitution	Bribery	Weapon Law Violation
38	235	5	23	24	15	3	184	104	0	1	0	0	0	12
56	414	26	30	65	10	3	374	129	0	1	0	0	0	11
16	47	2	2	4	0	1	24	32	0	0	0	0	0	4
0	0	0	0	0	0	0	0	2	0	0	0	0	0	0
0	5	0	0	0	0	0	0	0	0	0	0	0	0	0
0	5	0	1	1	0	0	1	1	0	0	0	0	0	0
7	10	2	0	1	0	0	13	10	0	0	0	0	0	0
5	8	0	2	1	0	0	2	4	0	0	0	0	0	1
6	16	0	2	4	0	0	15	16	1	0	0	0	0	0
0	7	1	0	0	0	0	3	0	0	0	0	0	0	0
1	24	1	0	0	0	0	8	6	0	0	0	0	0	2
1	11	0	0	7	0	0	7	9	0	0	0	0	0	0
3	8	0	1	2	0	0	3	2	0	0	0	0	0	0
25	361	11	5	57	4	1	215	75	2	10	0	3	0	8
14	91	10	8	15	4	2	45	25	0	0	0	0	0	3
5	8	1	0	0	0	0	3	2	0	0	0	0	0	0
2	9	0	0	0	0	1	4	5	0	0	0	0	0	0
1	5	0	1	1	0	0	6	3	0	0	0	0	0	4
7	18	1	1	0	0	0	9	4	0	0	0	0	0	0
3	9	0	3	1	1	0	5	1	0	0	0	0	0	1
6	51	1	4	2	8	1	10	1	0	0	0	0	0	1
1	9	0	3	0	0	0	8	2	0	0	0	1	0	0
20	40	2	0	7	0	0	11	10	0	0	0	0	0	3
11	144	0	10	8	2	2	17	31	0	0	0	0	0	2
55	790	21	39	240	29	8	370	325	4	6	0	5	0	16
3	36	0	15	4	3	0	13	8	0	0	0	0	0	2
30	126	5	5	14	2	0	64	9	0	0	0	0	0	0
25	171	3	20	21	3	1	84	56	2	1	0	0	0	13
0	6	0	5	2	1	0	3	2	0	0	0	0	0	0
2	15	0	5	2	0	0	11	4	0	0	0	0	0	1
3	28	4	0	2	1	0	5	1	0	0	0	0	0	1
1	24	1	0	1	0	0	3	6	1	0	0	0	0	0
4	20	0	1	2	0	0	8	25	0	0	0	0	0	1
0	2	0	0	1	0	0	0	0	0	0	0	0	0	0
4	11	1	1	2	0	0	18	4	0	0	0	0	0	0
0	1	0	0	0	0	0	1	0	0	0	0	0	0	0
14	107	3	13	21	3	0	34	37	0	0	0	0	0	4
1	9	0	0	1	0	0	2	4	0	0	0	0	0	0

TOWNS	POPULATION	INCIDENT RATE PER 100,000	TOTAL INCIDENTS	Murder and Non-negligent Man-slaughter	Kidnaping/Abduction	Forcible Rape	Other Forcible Sex Offenses	Robbery	Aggravated Assault	Simple Assault/Intimidation	Arson	Extortion/Blackmail
Pearisburg PD	2786	5419.95	151	0	0	0	3	0	1	20	0	0
Pembroke PD	1128	5673.75	64	0	0	0	4	0	2	4	0	0
Pennington Gap PD <sup>11</sup>	1781		0	0	0	0	0	0	0	0	0	0
Pocahontas PD	389	1285.34	5	0	0	0	0	1	0	1	0	0
Pound PD	1037	3471.55	36	0	0	0	0	0	1	5	0	0
Pulaski PD	9086	10213.51	928	0	5	2	12	3	14	135	2	0
Purcellville PD	7727	2083.60	161	0	0	0	0	0	1	30	0	0
Quantico PD	480	4791.66	23	0	0	0	0	0	0	8	0	0
Remington PD	598	1337.79	8	0	0	0	0	0	0	2	0	0
Rich Creek PD	774	3229.97	25	0	0	0	0	0	0	1	0	0
Richlands PD	5823	8397.73	489	0	0	0	5	2	8	95	7	1
Rocky Mount PD	4799	9335.27	448	0	1	4	3	8	8	61	1	0
Rural Retreat PD	1483	1146.32	17	0	0	0	0	0	0	0	0	0
Saltville PD	2077	5970.14	124	0	0	0	0	0	2	18	0	0
Shenandoah PD	2373	4129.79	98	0	1	0	0	0	2	11	0	0
Smithfield PD	8089	5105.69	413	0	2	1	0	2	15	88	1	0
South Boston PD	8142	10943.25	891	1	0	4	4	15	16	171	1	0
South Hill PD	4650	7634.4	355	0	1	3	5	3	9	66	2	0
St. Paul PD	970	2164.94	21	0	0	0	0	0	0	3	0	0
Stanley PD	1689	4262.87	72	0	0	1	0	0	0	7	0	0
Stephens City PD	1829	6506.28	119	0	0	1	2	1	0	35	0	0
Strasburg PD	6398	3798.06	243	0	0	2	9	0	3	52	0	0
Tappahannock PD	2375	13894.73	330	0	1	1	0	1	9	71	1	0
Tazewell PD	4627	5835.31	270	0	0	2	1	0	2	55	0	0
Timberville PD	2522	1189.53	30	0	0	0	0	0	0	0	0	0
Victoria PD	1725	2202.89	38	0	0	0	0	0	1	19	0	0
Vienna PD	15687	2906.86	456	0	2	1	3	8	8	59	1	0
Vinton PD	8098	9372.68	759	0	2	3	8	4	34	220	1	0
Warrenton PD	9611	6274.06	603	0	1	5	5	7	7	107	0	1
Warsaw PD	1512	1388.88	21	0	0	0	0	0	0	3	0	0
Waverly PD	2149	4885.99	105	0	0	0	0	3	4	18	0	0
Weber City PD	1327	7234.36	96	0	1	1	0	0	0	6	0	0
West Point PD	3306	3811.25	126	1	0	1	0	2	0	18	0	0
White Stone PD	352	1420.45	5	0	0	0	0	0	0	0	0	0
Windsor PD	2626	3998.47	105	0	0	0	1	1	2	22	0	0
Wise PD	3286	4716.98	155	0	0	0	0	0	1	16	0	0
Woodstock PD	5097	4355.50	222	0	0	0	6	0	4	32	0	0
Wytheville PD	8211	5553.52	456	0	2	1	1	3	12	33	3	0

94 <sup>0-11</sup> For those agencies without full year submission, footnote represents number of months of data submitted.

CRIME COUNTS ARE NUMBER OF VICTIMS FOR OFFENSES AGAINST A PERSON AND NUMBER OF OFFENSES FOR ALL OTHER OFFENSES

Burglary	Larceny	Motor Vehicle Theft	Counterfeiting/ Forgery	Fraud	Embezzlement	Stolen Property	Destruction/ Damage/ Vandalism	Drug/ Narcotic Offenses	Non-forcible Sex Offenses	Pornography	Gambling	Prostitution	Bribery	Weapon Law Violation
6	60	3	3	24	1	0	13	26	0	0	0	0	0	2
5	35	2	2	2	0	0	10	0	0	1	0	0	0	0
0	0	0	0	0	0	0	0	0	0	0	0	0	0	0
1	1	0	0	0	0	0	1	0	0	0	0	0	0	0
1	16	1	4	0	0	0	9	0	0	0	0	0	0	1
66	322	26	89	143	3	4	153	202	1	6	0	0	0	14
2	57	1	6	14	2	0	34	30	0	1	0	0	0	2
0	6	1	0	0	0	0	9	1	0	0	0	0	0	1
0	2	0	0	0	0	0	2	2	0	0	0	0	0	0
2	9	0	2	3	0	0	6	2	0	0	0	0	0	0
46	190	4	26	26	3	0	64	64	2	1	0	0	0	11
28	172	2	13	13	4	5	55	104	0	3	0	1	0	13
1	1	0	0	3	0	1	10	1	0	0	0	0	0	0
3	72	0	0	2	0	0	30	7	0	0	0	0	0	0
14	42	2	3	2	1	0	11	11	0	0	0	0	0	1
34	133	9	9	38	4	0	80	30	0	0	0	0	0	10
98	320	11	10	34	18	2	172	46	2	4	0	0	0	15
12	177	11	4	2	6	0	68	0	0	0	0	0	0	4
0	12	0	0	0	0	0	5	1	0	0	0	0	0	0
9	39	0	1	1	0	0	11	7	0	0	0	0	0	0
13	43	3	4	0	0	0	23	2	0	0	0	0	0	0
7	85	2	3	19	0	0	57	18	0	2	0	1	0	1
10	116	1	8	13	4	3	42	61	0	1	0	0	0	9
15	82	3	12	10	1	1	35	54	0	1	0	0	0	9
4	14	2	0	3	1	0	10	0	0	0	0	0	0	1
4	9	1	0	0	0	0	3	5	0	0	0	0	0	0
9	182	5	7	55	2	3	126	52	0	0	0	0	0	4
22	223	2	21	67	2	0	125	79	0	4	0	4	0	11
21	219	5	22	52	6	0	104	78	4	3	0	0	0	9
3	10	0	0	1	0	0	2	3	0	0	0	0	0	0
5	25	2	0	0	0	0	20	35	0	0	0	0	0	7
6	37	1	2	7	0	1	8	35	0	0	0	0	0	1
14	45	1	6	17	1	0	24	18	0	0	0	0	0	0
0	3	0	0	1	0	0	1	0	0	0	0	0	0	0
33	25	0	0	3	0	2	12	5	0	0	0	0	0	0
5	87	2	2	7	2	1	30	13	0	0	0	0	0	0
3	95	4	7	28	6	1	18	50	0	0	0	0	0	8
15	207	7	16	45	1	1	100	71	0	0	0	0	0	5

<b>CITIES &amp; STATE POLICE</b>	POPULATION	INCIDENT RATE PER 100,000	TOTAL INCIDENTS	Murder and Non-negligent Man-slaughter	Kidnaping/Abduction	Forcible Rape	Other Forcible Sex Offenses	Robbery	Aggravated Assault	Simple Assault/Intimidation	Arson	Extortion/Blackmail
Alexandria PD State Police	143464	4370.43	6270 15	1 0	30 0	14 0	5 0	129 0	109 1	1218 0	6 0	1 0
Bedford PD State Police	6137	11487.69	705 1	0 0	4 0	5 0	10 0	1 0	10 0	193 0	0 0	0 0
Bristol PD State Police	17780	8740.15	1554 7	1 0	5 0	8 0	20 1	14 0	35 0	356 0	1 0	0 0
Buena Vista PD <sup>0</sup> State Police	6881		- 0	- 0	- 0	- 0	- 0	- 0	- 0	- 0	- 0	- 0
Charlottesville PD State Police	44471	8470.68	3767 9	1 0	17 0	28 0	46 0	60 0	98 0	1039 0	5 0	0 0
Chesapeake PD State Police	225898	7097.00	16032 53	12 0	88 0	46 0	109 0	248 0	592 2	4703 1	21 0	5 1
Colonial Heights PD State Police	17556	9740.25	1710 26	2 0	6 0	5 0	29 0	8 0	18 2	284 0	3 0	0 0
Covington PD State Police	6092	6385.42	389 40	1 0	6 0	1 0	2 0	7 0	14 0	132 0	0 0	0 0
Danville PD State Police	43332	12041.9	5218 16	7 0	19 0	28 0	29 0	65 0	68 0	1307 0	9 1	2 0
Emporia PD State Police	5946	13925.32	828 12	1 0	4 0	5 0	5 0	14 0	21 0	108 0	1 0	0 0
Fairfax PD State Police	22866	5177.99	1184 0	0 0	6 0	5 0	9 0	12 0	19 0	261 0	1 0	1 0
Falls Church PD State Police	12567	4376.54	550 2	0 0	0 0	0 0	4 0	5 0	6 0	66 0	0 0	0 0
Franklin PD State Police	8680	12465.43	1082 2	0 0	7 0	10 0	5 0	12 0	16 0	305 0	2 0	0 0
Fredericksburg PD State Police	25484	10457.54	2665 13	1 0	5 0	3 1	20 0	24 0	73 0	696 1	5 0	0 0
Galax PD State Police	7125	10764.91	767 4	0 0	1 0	0 0	1 0	4 0	27 0	207 0	0 0	0 0
Hampton PD State Police	137372	8182.16	11240 88	9 0	32 0	19 0	54 0	157 0	173 12	2321 3	31 0	2 0
Harrisonburg PD State Police	50057	4966.33	2486 258	1 0	21 0	13 0	17 0	19 0	67 1	486 1	7 0	1 0
Hopewell PD State Police	22779	10303.34	2347 41	2 0	11 0	5 0	13 2	39 0	95 0	719 0	13 0	0 0
Lexington PD State Police	7197	2223.14	160 0	0 0	1 0	2 0	1 0	1 0	1 0	22 0	2 0	0 0
Lynchburg PD State Police	76448	8486.81	6488 32	4 0	23 0	22 0	118 0	72 0	182 0	2180 1	9 0	2 0
Manassas PD State Police	39060	6710.18	2621 1	4 0	11 0	17 0	25 0	52 0	59 0	841 0	4 0	1 0
Manassas Park PD State Police	14540	3954.6	575 0	0 0	5 0	3 0	9 0	4 0	6 0	191 0	0 0	0 0
Martinsville PD State Police	13902	8164.29	1135 1	2 0	0 0	2 0	10 0	14 0	27 0	243 0	1 0	0 0
Newport News PD State Police	181027	8743.44	15828 48	15 0	88 0	52 0	99 0	390 0	398 1	3648 1	84 0	2 0

96 <sup>0-11</sup> For those agencies without full year submission, footnote represents number of months of data submitted.



Burglary	Larceny	Motor Vehicle Theft	Counterfeiting/ Forgery	Fraud	Embezzlement	Stolen Property	Destruction/ Damage/ Vandalism	Drug/ Narcotic Offenses	Non-forcible Sex Offenses	Pornography	Gambling	Prostitution	Bribery	Weapon Law Violation
3080	26120	3711	490	3171	340	1070	12760	61112	00	40	10	290	00	370
360	1850	100	100	431	40	30	1170	1210	00	50	00	00	00	200
1060	5350	220	880	902	81	30	2470	1563	10	20	00	00	00	280
-0	-0	-0	-0	-0	-0	-0	-0	-0	-0	-0	-0	-0	-0	-0
1190	12650	980	360	1521	250	20	8180	4148	00	260	00	30	00	500
12520	57805	31215	2392	100310	1060	470	19621	198519	40	80	40	160	20	2821
590	8441	290	630	8815	380	120	1660	2138	10	50	00	00	00	331
250	1130	30	30	80	40	00	920	2342	00	00	00	00	00	80
4670	15521	720	860	25011	250	10	8260	7233	00	70	10	110	10	1550
1150	2691	230	310	214	10	20	2281	756	00	00	10	00	10	130
390	4950	150	80	690	100	10	2070	730	20	00	00	00	00	100
210	1940	140	140	300	20	10	1160	922	00	00	250	00	00	30
1020	3620	160	230	202	50	40	2580	1040	00	00	20	00	00	360
1020	9380	320	241	2230	291	60	3890	3719	20	60	00	00	00	430
330	3161	120	240	540	50	30	1280	714	00	00	00	00	00	90
8120	42051	2781	2041	53041	1421	291	23471	90430	40	130	10	70	00	4734
1590	8774	343	521	1737	160	80	6570	275240	10	30	00	20	00	518
3110	6010	600	560	1951	160	90	3070	25538	60	10	30	20	00	360
170	590	20	20	80	10	00	430	130	00	00	00	00	00	10
5220	18690	1000	690	31416	210	100	9660	99415	20	20	10	170	00	1200
1220	6740	580	330	2341	90	40	5310	3270	70	130	00	10	20	210
140	1520	130	60	400	20	40	940	1130	00	00	00	10	00	90
680	4140	210	130	400	40	10	1840	1011	30	10	00	00	00	390
10990	46391	3561	2250	96320	660	450	28860	188525	70	80	20	760	00	9422

<b>CITIES &amp; STATE POLICE</b>	POPULATION	INCIDENT RATE PER 100,000	TOTAL INCIDENTS	Murder and Non-negligent Man-slaughter	Kidnaping/Abduction	Forcible Rape	Other Forcible Sex Offenses	Robbery	Aggravated Assault	Simple Assault/Intimidation	Arson	Extortion/Blackmail
Norfolk PD State Police	243985	9926.02	24218 97	29 1	30 0	81 0	137 0	626 0	694 5	4874 0	39 0	4 0
Norton PD State Police	4099	10075.62	413 0	0 0	0 0	0 0	3 0	1 0	1 0	89 0	0 0	1 0
Petersburg PD State Police	32948	10352.67	3411 60	6 0	6 0	9 0	9 0	53 1	93 0	563 1	3 0	0 0
Poquoson PD State Police	12240	3782.67	463 2	0 0	0 0	1 0	4 0	2 0	5 0	122 0	1 0	0 0
Portsmouth PD State Police	96368	11330.52	10919 31	12 0	66 0	46 0	55 0	235 0	259 12	2794 0	11 0	2 0
Radford PD State Police	16532	8661.98	1432 0	1 0	10 0	7 0	13 0	8 0	40 0	335 0	4 0	0 0
Richmond PD State Police	206238	10238.17	21115 109	36 0	77 0	44 0	74 0	679 0	676 0	4481 2	58 1	1 0
Roanoke PD State Police	97206	13324.28	12952 54	8 0	13 0	34 0	43 0	179 0	394 0	4439 0	33 0	2 0
Salem PD State Police	24970	5887.06	1470 15	0 0	2 0	6 0	2 0	8 0	14 1	327 0	0 0	0 0
Staunton PD State Police	24222	6316.57	1530 5	1 0	3 0	5 0	34 1	16 0	25 0	284 1	6 0	0 0
Suffolk PD State Police	85692	7206.04	6175 13	3 0	33 0	19 0	78 0	76 0	162 0	1935 0	32 0	0 0
Virginia Beach PD State Police	441246	6026.79	26593 119	15 0	47 0	60 0	182 0	414 0	290 2	6446 1	133 0	12 0
Waynesboro PD State Police	21099	8242.09	1739 1	0 0	2 0	10 0	20 0	16 0	48 1	471 0	1 0	0 0
Williamsburg PD State Police	14256	4285.91	611 35	1 0	5 0	1 0	3 0	14 0	13 0	165 0	0 0	0 0
Winchester PD State Police	26167	9962.93	2607 138	0 0	8 0	3 0	34 0	29 0	34 1	677 0	1 1	0 0

98 <sup>0-11</sup> For those agencies without full year submission, footnote represents number of months of data submitted.

Burglary	Larceny	Motor Vehicle Theft	Counterfeiting/ Forgery	Fraud	Embezzlement	Stolen Property	Destruction/ Damage/ Vandalism	Drug/ Narcotic Offenses	Non-forcible Sex Offenses	Pornography	Gambling	Prostitution	Bribery	Weapon Law Violation
2213 0	9267 2	774 5	194 3	713 50	71 0	25 1	4024 0	1074 30	6 0	2 0	1 0	184 0	1 0	152 3
7 0	225 0	4 0	8 0	23 0	3 0	3 0	56 0	55 0	0 0	0 0	1 0	1 0	0 0	3 0
435 0	934 2	100 0	53 0	75 0	10 0	11 0	553 0	593 56	1 0	0 0	2 0	4 0	0 0	109 2
29 0	104 0	5 0	8 0	38 0	0 0	3 0	125 0	38 2	0 0	2 0	0 0	0 0	0 0	12 0
1353 0	3740 3	272 3	145 1	574 22	52 0	41 0	2211 2	591 2	5 0	7 0	6 0	19 0	0 0	237 0
100 0	365 0	16 0	36 0	155 0	5 0	9 0	290 0	319 0	0 0	4 0	0 0	0 0	0 0	27 0
1887 0	5871 5	913 4	317 5	827 6	75 0	56 4	3733 1	2096 92	1 0	10 0	7 0	71 0	0 0	652 6
945 0	3607 3	290 0	66 1	442 16	61 0	10 0	2005 0	1648 35	2 0	7 0	0 0	80 0	0 0	212 0
73 0	551 0	27 0	23 1	99 11	24 0	8 0	315 0	209 3	0 0	0 0	0 0	1 0	0 0	25 0
39 0	452 0	28 0	60 0	156 2	15 0	17 0	228 0	189 1	6 0	5 0	0 0	0 0	0 0	26 0
520 0	1770 1	106 0	80 0	296 7	31 0	15 0	1122 0	513 5	0 0	4 0	0 0	2 0	0 0	129 0
2034 0	9667 6	454 3	505 4	1508 51	282 0	53 0	3729 5	2377 47	12 0	21 0	21 0	53 0	4 0	580 9
106 0	639 0	39 0	30 0	73 0	15 0	9 0	386 0	135 0	1 0	3 0	0 0	0 0	0 0	35 0
21 0	206 1	9 0	15 0	33 0	12 0	2 0	117 0	64 34	3 0	0 0	0 0	0 0	0 0	12 0
132 0	978 1	31 0	40 0	170 1	24 1	12 1	432 2	463 133	3 0	1 0	0 0	4 0	0 0	37 0

<b>COLLEGES &amp; UNIVERSITIES</b>	POPULATION	INCIDENT RATE PER 100,000	TOTAL INCIDENTS	Murder and Non-negligent Man-slaughter	Kidnaping/ Abduction	Forcible Rape	Other Forcible Sex Offenses	Robbery	Aggravated Assault	Simple Assault/ Intimidation	Arson	Extortion/ Blackmail
Christopher Newport University PD			198	0	1	0	0	1	1	24	1	0
Emory & Henry College PD			2	0	0	0	0	0	0	0	0	0
Ferrum College PD			62	0	0	1	0	0	3	5	0	0
George Mason University PD			473	0	2	2	4	0	0	27	0	0
Hampton University PD			138	0	0	0	0	3	2	25	0	0
J. Sargeant Reynolds Community College PD			67	0	0	0	0	0	0	8	1	0
James Madison University PD			322	0	0	0	1	1	0	14	0	1
Longwood University PD			106	0	0	2	0	0	0	7	0	0
Lord Fairfax Community College PD			11	0	0	0	0	0	0	3	0	0
Norfolk State University PD			246	0	0	1	0	4	2	16	3	0
N. Virginia Community College PD			173	0	0	0	0	1	1	5	0	0
Old Dominion University PD			415	0	0	0	1	4	1	58	0	0
Radford University PD			250	0	0	3	0	0	4	26	2	0
Richard Bland College PD			35	0	0	0	0	0	2	13	2	0
Thomas Nelson Community College PD			46	0	0	0	0	2	0	4	0	0
University of Mary Washington PD			167	0	0	0	3	3	3	4	3	0
University of Richmond PD			328	0	0	9	0	0	0	19	3	0
University of Virginia PD			479	0	0	2	3	1	0	70	0	0
UVA's College at Wise PD			3	0	0	0	0	0	0	2	0	0
VA Commonwealth University PD			1111	0	2	1	6	9	8	163	1	0
Virginia Tech University PD			419	0	1	7	5	0	2	39	0	0
VA Western Community College PD			26	0	0	0	0	0	0	1	0	0
Virginia Military Institute PD			73	0	1	0	1	0	1	9	1	0
Virginia State University PD			171	0	0	0	0	1	5	28	0	0

100 <sup>0-11</sup> For those agencies without full year submission, footnote represents number of months of data submitted.

Burglary	Larceny	Motor Vehicle Theft	Counterfeiting/ Forgery	Fraud	Embezzlement	Stolen Property	Destruction/ Damage/ Vandalism	Drug/ Narcotic Offenses	Non-forcible Sex Offenses	Pornography	Gambling	Prostitution	Bribery	Weapon Law Violation
2	108	0	0	2	1	2	44	25	0	0	0	0	0	4
0	2	0	0	0	0	0	0	0	0	0	0	0	0	0
1	37	0	0	0	0	0	7	9	0	0	0	0	0	1
23	237	1	5	20	0	1	76	115	0	0	0	0	0	3
31	52	0	1	6	2	0	26	0	0	0	0	0	0	0
0	37	0	1	0	0	0	20	3	0	0	0	0	0	0
8	144	1	2	21	0	0	96	53	0	1	0	0	0	0
8	41	1	0	2	0	0	30	22	0	0	0	0	0	0
0	7	0	0	0	0	0	0	1	0	0	0	0	0	0
24	129	3	1	6	2	0	53	9	0	1	0	0	0	0
3	118	0	1	0	0	0	43	3	0	0	0	0	0	1
12	210	6	5	5	3	3	89	24	0	0	0	0	0	5
8	63	0	2	4	1	0	87	92	0	0	0	0	0	1
2	9	0	0	1	0	0	6	9	0	0	0	0	0	0
0	27	1	0	3	0	0	11	1	0	0	0	0	0	0
1	66	0	0	2	0	0	76	9	0	0	0	0	0	0
26	131	3	0	11	0	2	101	45	0	0	0	0	0	1
54	213	16	3	12	1	0	93	33	0	1	0	0	0	4
0	0	0	0	0	0	0	0	1	0	0	0	0	0	0
12	503	2	13	44	2	32	102	264	0	0	0	0	0	38
28	158	2	34	10	2	4	98	105	0	1	0	0	0	3
0	21	0	0	0	1	0	3	1	0	0	0	0	0	0
6	22	0	1	1	1	0	33	1	0	0	0	0	0	0
4	84	6	2	2	0	1	33	27	0	0	0	0	0	3








# **IX**

## **Arrest Totals By County, City and Other**





# Adult and Juvenile Arrests By County, City and Other

ARRESTS BY OFFENSE	Accomack		Albemarle		Alleghany		Amelia		Amherst		Appomattox	
	Adult	Juv	Adult	Juv	Adult	Juv	Adult	Juv	Adult	Juv	Adult	Juv
Murder	2	0	1	0	0	0	0	0	0	0	0	0
Negligent Manslaughter	0	0	0	0	0	0	0	0	0	0	0	0
Kidnaping	0	0	5	0	1	0	2	0	1	0	0	0
Sex Offenses, Forcible	6	5	12	0	0	0	1	0	3	1	3	0
Robbery	4	1	22	5	1	0	0	0	0	0	0	0
Aggravated Assault	17	1	23	4	12	0	7	2	16	0	4	1
Simple Assault/Intimidation	90	3	293	30	83	5	45	1	80	7	13	9
Arson	0	0	2	0	0	0	0	1	0	0	1	0
Extortion/Blackmail	0	0	0	0	0	0	0	0	0	0	0	0
Burglary	15	3	28	4	10	0	5	0	3	1	4	3
Larceny	87	7	290	91	40	0	5	1	78	8	32	3
Motor Vehicle Theft	4	0	1	0	1	3	3	0	2	0	2	0
Counterfeiting/Forgery	5	0	14	0	2	0	0	0	3	0	1	0
Fraud	5	0	39	1	0	0	0	0	3	0	3	0
Embezzlement	1	0	28	1	0	0	0	0	0	0	2	0
Stolen Property	5	0	19	2	0	0	0	0	1	0	0	0
Vandalism	11	8	31	5	7	0	6	0	5	1	4	2
Drug/Narcotic Offenses	88	6	217	43	136	3	25	0	71	4	16	0
Sex Offenses, Nonforcible	0	0	5	0	0	0	0	0	0	0	0	0
Pornography	0	0	1	0	0	0	0	0	0	0	0	0
Gambling	0	0	0	0	0	0	0	0	0	0	0	0
Prostitution	0	0	2	0	0	0	0	0	3	0	0	0
Bribery	0	0	0	0	0	0	0	0	0	0	0	0
Weapon Law Violations	7	0	26	7	4	0	7	0	6	0	1	0
<b>TOTAL GROUP A</b>	<b>347</b>	<b>34</b>	<b>1059</b>	<b>193</b>	<b>297</b>	<b>11</b>	<b>106</b>	<b>5</b>	<b>275</b>	<b>22</b>	<b>86</b>	<b>18</b>
Bad Checks	1	0	54	0	1	0	2	0	0	0	0	0
Curfew/Loitering/Vagrancy	1	8	0	1	0	1	0	0	0	0	0	0
Disorderly Conduct	13	0	16	3	5	0	9	0	5	2	4	7
Driving Under Influence	65	1	225	4	88	0	37	1	120	2	51	1
Drunkenness	76	1	197	1	62	1	14	0	113	2	11	0
Family Offenses, Nonforcible	12	0	3	0	1	0	0	0	3	0	1	0
Liquor Laws Violations	15	5	105	75	18	5	0	0	4	6	6	0
Peeping Tom	0	0	0	0	0	0	0	0	0	0	0	0
Runaway	0	0	0	2	0	2	0	2	0	2	0	0
Trespass of Real Property	11	1	51	15	10	0	6	0	9	0	2	2
Conspiracy	0	0	0	0	1	0	0	0	1	0	1	0
All Other (except Traffic)	147	7	857	37	93	2	122	1	73	5	19	2
<b>TOTAL GROUP B</b>	<b>341</b>	<b>23</b>	<b>1508</b>	<b>138</b>	<b>279</b>	<b>11</b>	<b>190</b>	<b>4</b>	<b>328</b>	<b>19</b>	<b>95</b>	<b>12</b>
<b>GRAND TOTAL</b>	<b>688</b>	<b>57</b>	<b>2567</b>	<b>331</b>	<b>576</b>	<b>22</b>	<b>296</b>	<b>9</b>	<b>603</b>	<b>41</b>	<b>181</b>	<b>30</b>

# Adult and Juvenile Arrests By County, City and Other

ARRESTS BY OFFENSE	Arlington		Augusta		Bath		Bedford		Bland		Botetourt	
	Adult	Juv	Adult	Juv	Adult	Juv	Adult	Juv	Adult	Juv	Adult	Juv
Murder	2	0	4	0	0	0	2	0	0	0	0	0
Negligent Manslaughter	0	0	0	0	0	0	0	0	0	0	0	0
Kidnaping	13	1	8	0	0	0	6	0	0	0	0	0
Sex Offenses, Forcible	16	10	13	0	0	0	7	2	0	0	1	1
Robbery	36	17	3	0	0	0	1	0	0	0	3	0
Aggravated Assault	64	5	24	0	1	0	17	3	3	0	13	0
Simple Assault/Intimidation	383	41	91	0	1	0	291	14	12	0	78	10
Arson	3	1	0	0	0	0	1	0	1	0	1	0
Extortion/Blackmail	3	0	0	0	0	0	0	0	0	0	0	0
Burglary	32	1	47	0	3	0	30	7	3	0	15	2
Larceny	496	164	122	2	0	0	112	7	9	0	38	2
Motor Vehicle Theft	19	9	1	0	0	0	6	0	0	0	3	0
Counterfeiting/Forgery	60	1	12	0	0	0	4	0	1	0	8	0
Fraud	97	2	18	0	0	0	16	0	1	0	11	0
Embezzlement	42	0	11	0	0	0	6	0	0	0	10	0
Stolen Property	20	5	12	0	0	0	2	0	0	0	2	1
Vandalism	45	6	12	0	0	0	17	4	1	0	24	5
Drug/Narcotic Offenses	376	43	101	0	11	0	87	10	28	0	121	9
Sex Offenses, Nonforcible	3	0	1	0	0	0	3	0	0	0	3	0
Pornography	4	0	0	0	0	0	8	0	0	0	1	3
Gambling	1	0	0	0	0	0	0	0	0	0	0	0
Prostitution	8	0	0	0	0	0	0	0	0	0	0	0
Bribery	2	0	0	0	0	0	0	0	0	0	0	0
Weapon Law Violations	25	3	23	0	0	0	10	3	0	0	17	1
<b>TOTAL GROUP A</b>	1750	309	503	2	16	0	626	50	59	0	349	34
Bad Checks	2	0	24	0	1	0	32	0	2	0	10	0
Curfew/Loitering/Vagrancy	8	0	0	0	0	0	1	0	0	0	0	0
Disorderly Conduct	31	5	23	0	0	0	9	5	1	0	4	0
Driving Under Influence	687	2	156	3	9	0	100	2	44	0	110	1
Drunkenness	606	2	171	1	4	0	68	0	20	0	72	2
Family Offenses, Nonforcible	3	0	16	0	0	0	2	0	1	0	0	0
Liquor Laws Violations	235	40	35	6	4	0	14	7	0	0	12	13
Peeping Tom	3	0	0	0	0	0	0	0	0	0	0	0
Runaway	0	0	0	0	0	0	0	9	0	0	0	7
Trespass of Real Property	188	26	37	0	0	0	32	6	6	0	4	0
Conspiracy	2	0	0	0	0	0	0	0	0	0	0	0
All Other (except Traffic)	546	12	638	9	3	2	278	33	71	0	111	12
<b>TOTAL GROUP B</b>	2311	87	1100	19	21	2	536	62	145	0	323	35
<b>GRAND TOTAL</b>	4061	396	1603	21	37	2	1162	112	204	0	672	69

# Adult and Juvenile Arrests By County, City and Other

ARRESTS BY OFFENSE	Brunswick		Buchanan		Buckingham		Campbell		Caroline		Carroll	
	Adult	Juv	Adult	Juv	Adult	Juv	Adult	Juv	Adult	Juv	Adult	Juv
Murder	1	0	3	0	0	0	0	0	0	0	1	0
Negligent Manslaughter	0	0	0	0	0	0	0	0	0	0	0	0
Kidnaping	1	0	5	0	3	0	7	0	4	0	4	0
Sex Offenses, Forcible	0	3	6	0	2	0	7	0	7	0	2	0
Robbery	6	0	1	0	1	0	3	0	3	0	3	0
Aggravated Assault	7	0	12	1	5	1	13	2	11	0	15	0
Simple Assault/Intimidation	27	3	207	2	111	0	219	2	173	2	184	2
Arson	0	0	0	0	0	1	1	0	1	0	1	0
Extortion/Blackmail	0	0	0	0	0	0	0	0	1	0	0	0
Burglary	8	7	30	0	4	0	32	3	17	1	22	2
Larceny	34	3	88	1	15	0	100	1	74	13	94	1
Motor Vehicle Theft	4	0	4	0	1	3	6	0	4	0	4	0
Counterfeiting/Forgery	2	1	9	0	1	0	6	0	4	0	2	0
Fraud	2	0	9	0	3	0	10	0	3	0	9	0
Embezzlement	1	0	1	0	1	0	3	0	2	0	4	0
Stolen Property	5	0	3	0	3	0	0	0	6	0	4	0
Vandalism	6	4	15	0	12	0	20	0	22	1	18	1
Drug/Narcotic Offenses	36	4	74	1	54	2	50	1	108	0	71	1
Sex Offenses, Nonforcible	0	0	2	0	0	0	0	0	1	0	0	0
Pornography	0	0	0	0	0	0	2	0	0	0	1	0
Gambling	0	0	0	0	0	0	0	0	0	0	0	0
Prostitution	0	0	0	0	0	0	0	0	1	0	0	0
Bribery	0	0	0	0	0	0	0	0	0	0	0	0
Weapon Law Violations	4	1	7	0	7	0	19	0	18	0	17	2
<b>TOTAL GROUP A</b>	144	26	476	5	223	7	498	9	460	17	456	9
Bad Checks	2	0	41	0	7	0	18	0	2	0	107	0
Curfew/Loitering/Vagrancy	0	0	0	0	0	0	0	0	0	0	0	0
Disorderly Conduct	15	5	7	0	6	3	5	1	1	0	6	0
Driving Under Influence	85	0	101	0	32	0	157	1	130	1	136	1
Drunkenness	33	0	101	1	17	0	76	0	23	0	84	0
Family Offenses, Nonforcible	1	0	0	0	0	0	6	0	12	0	0	0
Liquor Laws Violations	5	2	3	0	3	0	5	0	20	0	7	0
Peeping Tom	0	0	0	0	0	0	0	0	0	0	0	0
Runaway	0	0	0	0	0	0	0	1	0	0	0	0
Trespass of Real Property	20	1	15	0	18	0	22	0	21	2	34	0
Conspiracy	0	0	0	0	1	0	0	0	0	0	1	0
All Other (except Traffic)	300	1	670	28	140	0	386	4	545	5	426	4
<b>TOTAL GROUP B</b>	461	9	938	29	224	3	675	7	754	8	801	5
<b>GRAND TOTAL</b>	605	35	1414	34	447	10	1173	16	1214	25	1257	14

# Adult and Juvenile Arrests By County, City and Other

ARRESTS BY OFFENSE	Charles City		Charlotte		Chesterfield		Clarke		Craig		Culpeper	
	Adult	Juv	Adult	Juv	Adult	Juv	Adult	Juv	Adult	Juv	Adult	Juv
Murder	0	0	1	0	5	0	0	0	0	0	2	0
Negligent Manslaughter	0	0	0	0	0	0	0	0	0	0	0	0
Kidnaping	0	0	0	0	26	0	0	0	0	0	10	0
Sex Offenses, Forcible	0	0	0	0	33	17	0	0	0	0	10	2
Robbery	0	0	2	0	62	17	0	0	0	0	2	0
Aggravated Assault	1	0	9	0	113	30	3	1	6	0	39	4
Simple Assault/Intimidation	19	1	79	2	1497	1158	22	4	21	0	342	36
Arson	0	0	1	0	6	25	0	0	0	0	0	1
Extortion/Blackmail	0	0	0	0	2	0	0	0	0	0	1	0
Burglary	2	0	5	0	175	105	8	0	0	0	15	6
Larceny	1	0	19	0	1183	585	11	1	8	0	196	24
Motor Vehicle Theft	0	0	2	0	0	0	3	0	1	0	11	0
Counterfeiting/Forgery	0	0	0	0	145	7	1	0	0	0	13	2
Fraud	0	0	0	0	225	25	4	0	2	0	64	2
Embezzlement	1	0	0	0	88	3	0	0	0	0	33	1
Stolen Property	0	0	2	0	37	7	1	0	0	0	3	2
Vandalism	1	0	4	0	141	178	6	1	1	0	31	9
Drug/Narcotic Offenses	7	0	36	0	1789	319	21	4	27	0	202	27
Sex Offenses, Nonforcible	0	0	0	0	11	2	1	0	0	0	2	0
Pornography	0	0	0	0	9	2	0	0	0	0	1	0
Gambling	0	0	0	0	0	0	0	0	0	0	0	0
Prostitution	0	0	0	0	70	0	0	0	0	0	0	0
Bribery	0	0	0	0	1	0	0	0	0	0	0	0
Weapon Law Violations	1	0	3	0	205	59	2	1	2	0	10	5
<b>TOTAL GROUP A</b>	33	1	163	2	5823	2539	83	12	68	0	987	121
Bad Checks	1	0	36	0	47	0	4	0	26	0	7	0
Curfew/Loitering/Vagrancy	0	0	0	0	1	537	0	0	0	0	0	0
Disorderly Conduct	1	0	4	0	737	198	6	0	4	0	4	7
Driving Under Influence	23	0	38	0	1095	14	81	1	20	0	149	3
Drunkenness	3	0	40	0	10	7	56	0	17	0	167	3
Family Offenses, Nonforcible	0	0	1	0	29	2	0	0	0	0	21	3
Liquor Laws Violations	4	0	0	1	369	98	4	0	1	1	29	7
Peeping Tom	0	0	0	0	3	0	0	0	0	0	0	0
Runaway	0	0	0	0	0	569	0	0	0	0	0	12
Trespass of Real Property	2	0	7	0	183	139	17	4	4	0	27	1
Conspiracy	0	0	0	0	0	0	0	0	0	0	0	0
All Other (except Traffic)	45	5	113	0	2735	432	100	16	40	0	644	17
<b>TOTAL GROUP B</b>	79	5	239	1	5209	1996	268	21	112	1	1048	53
<b>GRAND TOTAL</b>	112	6	402	3	11032	4535	351	33	180	1	2035	174

# Adult and Juvenile Arrests By County, City and Other

ARRESTS BY OFFENSE	Cumberland		Dickenson		Dinwiddie		Essex		Fairfax		Fauquier	
	Adult	Juv	Adult	Juv	Adult	Juv	Adult	Juv	Adult	Juv	Adult	Juv
Murder	0	0	2	0	1	0	1	0	9	4	0	0
Negligent Manslaughter	0	0	0	0	0	0	0	0	0	0	0	0
Kidnaping	0	0	0	0	4	0	0	0	93	5	5	0
Sex Offenses, Forcible	0	1	3	0	11	3	2	0	59	17	10	5
Robbery	0	0	0	0	1	0	1	0	138	40	1	0
Aggravated Assault	4	0	10	0	14	1	10	0	217	22	10	0
Simple Assault/Intimidation	71	1	112	1	78	9	62	5	2362	337	230	22
Arson	0	0	2	1	5	0	1	0	6	6	1	2
Extortion/Blackmail	0	0	0	0	1	0	0	0	2	0	0	0
Burglary	10	0	8	0	28	4	6	0	157	81	19	0
Larceny	5	0	81	0	65	7	47	3	2642	569	90	3
Motor Vehicle Theft	0	0	5	0	9	2	5	0	91	49	1	0
Counterfeiting/Forgery	1	0	4	0	8	1	0	0	250	13	28	0
Fraud	1	0	7	0	33	1	6	0	493	16	47	0
Embezzlement	1	0	0	0	4	0	3	0	207	2	6	0
Stolen Property	0	0	2	0	1	1	3	1	59	40	2	1
Vandalism	3	2	5	0	11	4	6	1	234	91	36	4
Drug/Narcotic Offenses	19	0	97	1	146	14	54	2	3099	518	523	15
Sex Offenses, Nonforcible	1	0	1	0	0	0	1	0	12	1	2	0
Pornography	0	0	0	0	0	0	0	0	18	11	2	0
Gambling	0	0	0	0	0	0	0	0	3	1	0	0
Prostitution	0	0	0	0	0	0	0	0	57	1	0	0
Bribery	0	0	0	0	0	0	0	0	0	0	0	0
Weapon Law Violations	0	0	12	0	12	0	11	0	84	35	25	2
<b>TOTAL GROUP A</b>	116	4	351	3	432	47	219	12	10292	1859	1038	54
Bad Checks	10	0	22	0	11	0	8	0	47	0	6	0
Curfew/Loitering/Vagrancy	0	0	0	0	0	0	0	0	5	0	0	0
Disorderly Conduct	2	1	1	0	3	1	4	0	191	90	11	3
Driving Under Influence	25	0	80	1	103	0	27	0	3277	29	423	1
Drunkenness	8	0	108	0	3	0	12	0	3145	40	233	0
Family Offenses, Nonforcible	4	0	3	0	7	3	3	0	39	5	4	0
Liquor Laws Violations	0	0	3	0	3	0	11	2	901	275	38	8
Peeping Tom	0	0	0	0	0	0	0	0	5	3	1	0
Runaway	0	0	0	0	0	0	0	0	0	1	0	0
Trespass of Real Property	2	0	18	0	6	0	9	0	482	198	29	0
Conspiracy	0	0	0	0	0	0	2	0	1	0	0	0
All Other (except Traffic)	82	2	263	5	143	0	142	1	5336	420	723	17
<b>TOTAL GROUP B</b>	133	3	498	6	279	4	218	3	13429	1061	1468	29
<b>GRAND TOTAL</b>	249	7	849	9	711	51	437	15	23721	2920	2506	83

# Adult and Juvenile Arrests By County, City and Other

ARRESTS BY OFFENSE	Floyd		Fluvanna		Franklin		Frederick		Giles		Gloucester	
	Adult	Juv	Adult	Juv	Adult	Juv	Adult	Juv	Adult	Juv	Adult	Juv
Murder	0	0	0	0	2	0	2	0	1	0	2	0
Negligent Manslaughter	0	0	0	0	0	0	0	0	0	0	1	0
Kidnaping	0	0	0	0	0	0	2	0	0	0	4	0
Sex Offenses, Forcible	0	0	0	0	6	0	16	2	4	0	1	0
Robbery	0	0	0	0	5	0	5	0	0	0	3	1
Aggravated Assault	2	0	4	3	13	1	10	3	9	0	8	0
Simple Assault/Intimidation	14	0	48	1	120	13	317	60	77	6	134	11
Arson	0	0	0	0	0	1	3	0	0	0	1	1
Extortion/Blackmail	0	0	1	0	1	0	1	3	0	0	0	0
Burglary	1	0	1	0	21	1	53	2	12	2	15	2
Larceny	1	0	12	2	118	5	353	26	61	2	58	4
Motor Vehicle Theft	1	0	2	1	7	1	5	1	5	0	2	1
Counterfeiting/Forgery	0	0	0	0	3	0	24	1	1	0	2	0
Fraud	1	0	0	0	12	0	22	0	6	0	7	0
Embezzlement	0	0	1	0	7	0	3	0	1	0	4	0
Stolen Property	0	0	0	1	2	1	4	0	0	0	0	0
Vandalism	3	0	2	0	9	1	38	10	16	7	6	1
Drug/Narcotic Offenses	74	1	28	11	89	23	359	32	81	1	125	6
Sex Offenses, Nonforcible	0	0	2	0	0	0	2	1	1	0	0	0
Pornography	0	0	0	0	0	3	4	0	0	0	1	0
Gambling	0	0	0	0	0	0	0	0	0	0	0	0
Prostitution	0	0	0	0	0	0	0	0	1	0	0	0
Bribery	0	0	0	0	0	0	0	0	0	0	0	0
Weapon Law Violations	1	1	2	0	17	2	20	2	4	0	16	0
<b>TOTAL GROUP A</b>	98	2	103	19	432	52	1243	143	280	18	390	27
Bad Checks	0	0	0	0	76	0	45	0	7	0	1	0
Curfew/Loitering/Vagrancy	0	0	0	0	0	0	0	0	0	0	0	0
Disorderly Conduct	0	0	2	7	21	7	4	3	6	0	15	0
Driving Under Influence	29	0	66	0	158	1	194	1	92	0	96	0
Drunkenness	16	0	6	0	254	0	145	2	94	1	41	0
Family Offenses, Nonforcible	1	0	2	0	8	0	24	0	3	0	2	0
Liquor Laws Violations	9	9	0	1	23	2	39	21	3	1	4	0
Peeping Tom	1	0	0	0	0	0	0	0	0	0	0	0
Runaway	0	0	0	0	0	0	0	0	0	0	0	0
Trespass of Real Property	0	0	14	2	31	0	13	2	14	2	9	5
Conspiracy	0	0	0	0	2	0	0	0	1	0	1	0
All Other (except Traffic)	19	0	28	3	975	17	998	165	192	1	97	0
<b>TOTAL GROUP B</b>	75	9	118	13	1548	27	1462	194	412	5	266	5
<b>GRAND TOTAL</b>	173	11	221	32	1980	79	2705	337	692	23	656	32

# Adult and Juvenile Arrests By County, City and Other

ARRESTS BY OFFENSE	Goochland		Grayson		Greene		Greenville		Halifax		Hanover	
	Adult	Juv	Adult	Juv	Adult	Juv	Adult	Juv	Adult	Juv	Adult	Juv
Murder	0	0	0	0	1	0	1	0	3	1	1	0
Negligent Manslaughter	0	0	0	0	0	0	0	0	0	0	0	0
Kidnaping	1	0	1	0	0	0	0	0	3	0	10	0
Sex Offenses, Forcible	0	0	4	1	3	3	0	0	9	1	14	5
Robbery	1	0	0	0	2	0	0	0	2	1	8	0
Aggravated Assault	7	0	12	0	11	0	4	0	22	1	28	6
Simple Assault/Intimidation	35	2	58	4	68	17	27	0	138	5	315	95
Arson	0	0	1	0	0	0	0	0	1	0	1	0
Extortion/Blackmail	0	0	0	0	0	0	0	0	0	0	0	0
Burglary	11	0	6	0	8	0	3	0	13	0	77	7
Larceny	12	0	18	1	62	5	17	0	112	12	344	88
Motor Vehicle Theft	2	0	3	0	1	0	2	1	5	0	13	4
Counterfeiting/Forgery	2	0	0	0	2	0	0	0	2	0	34	0
Fraud	4	0	1	0	2	0	1	0	3	0	96	4
Embezzlement	3	0	0	0	10	0	0	0	2	0	27	0
Stolen Property	0	0	0	0	0	0	4	0	3	0	11	4
Vandalism	1	0	5	0	8	1	4	0	28	11	29	15
Drug/Narcotic Offenses	37	1	48	2	27	3	63	1	142	8	528	51
Sex Offenses, Nonforcible	0	0	0	0	1	0	0	0	1	0	0	1
Pornography	0	0	0	3	0	0	0	0	0	0	4	0
Gambling	0	0	0	0	0	0	0	0	0	0	0	0
Prostitution	0	0	0	0	0	0	0	0	0	0	5	0
Bribery	0	0	0	0	0	0	0	0	0	0	0	0
Weapon Law Violations	3	0	14	3	1	0	3	0	24	0	67	2
<b>TOTAL GROUP A</b>	119	3	171	14	207	29	129	2	513	40	1612	282
Bad Checks	0	0	4	0	3	0	5	0	15	0	15	0
Curfew/Loitering/Vagrancy	0	0	0	0	0	0	0	0	0	0	0	1
Disorderly Conduct	0	0	1	0	7	1	4	0	27	2	14	12
Driving Under Influence	102	0	44	0	38	0	48	0	128	0	367	2
Drunkenness	17	0	30	3	44	0	7	0	191	0	235	3
Family Offenses, Nonforcible	4	0	1	0	0	0	0	0	0	0	34	0
Liquor Laws Violations	0	0	10	4	5	4	1	1	12	5	127	72
Peeping Tom	0	0	0	0	0	0	0	0	0	0	0	0
Runaway	0	0	0	1	0	0	0	0	0	0	0	0
Trespass of Real Property	7	0	6	0	9	0	6	0	37	0	31	8
Conspiracy	0	0	1	0	1	0	0	0	0	0	2	0
All Other (except Traffic)	87	0	82	7	149	6	111	0	460	16	1342	20
<b>TOTAL GROUP B</b>	217	0	179	15	256	11	182	1	870	23	2167	118
<b>GRAND TOTAL</b>	336	3	350	29	463	40	311	3	1383	63	3779	400

# Adult and Juvenile Arrests By County, City and Other

ARRESTS BY OFFENSE	Henrico		Henry		Highland		Isle of Wight		James City		King & Queen	
	Adult	Juv	Adult	Juv	Adult	Juv	Adult	Juv	Adult	Juv	Adult	Juv
Murder	8	0	1	0	0	0	0	0	2	0	0	0
Negligent Manslaughter	0	0	0	0	0	0	0	0	0	0	0	0
Kidnaping	8	0	3	0	0	0	4	0	13	0	0	0
Sex Offenses, Forcible	10	2	8	2	0	0	5	2	8	8	0	0
Robbery	88	33	16	0	0	0	1	0	5	1	0	0
Aggravated Assault	134	38	53	2	1	0	6	0	15	8	5	1
Simple Assault/Intimidation	971	279	368	18	3	0	99	3	177	75	20	0
Arson	6	22	2	0	0	0	1	0	0	9	0	0
Extortion/Blackmail	1	0	0	0	0	0	0	0	0	0	1	0
Burglary	157	59	45	7	0	0	20	0	39	19	1	0
Larceny	1349	515	331	6	0	0	45	1	156	75	2	0
Motor Vehicle Theft	11	6	16	0	0	0	0	0	0	0	2	0
Counterfeiting/Forgery	33	1	13	0	0	0	2	0	12	0	1	0
Fraud	145	5	43	3	0	0	8	0	21	0	2	0
Embezzlement	43	4	13	0	0	0	4	0	13	1	0	0
Stolen Property	12	3	3	0	0	0	2	0	3	4	0	0
Vandalism	113	63	36	10	0	0	6	2	27	25	0	0
Drug/Narcotic Offenses	820	116	87	1	6	0	40	1	152	29	17	0
Sex Offenses, Nonforcible	1	0	0	1	0	0	1	0	1	0	0	0
Pornography	1	0	1	0	0	0	0	0	2	5	0	0
Gambling	0	0	0	0	0	0	0	0	0	0	0	0
Prostitution	135	0	0	0	0	0	2	0	0	0	0	0
Bribery	0	0	0	0	0	0	0	0	0	0	0	0
Weapon Law Violations	155	19	17	1	0	0	9	2	12	6	1	0
<b>TOTAL GROUP A</b>	<b>4201</b>	<b>1165</b>	<b>1056</b>	<b>51</b>	<b>10</b>	<b>0</b>	<b>255</b>	<b>11</b>	<b>658</b>	<b>265</b>	<b>52</b>	<b>1</b>
Bad Checks	18	0	17	0	0	0	5	0	4	0	2	0
Curfew/Loitering/Vagrancy	1	49	0	0	0	0	0	0	0	19	0	0
Disorderly Conduct	32	134	6	1	1	0	7	0	13	31	0	0
Driving Under Influence	922	6	144	0	2	0	105	0	296	3	27	0
Drunkenness	721	4	272	0	0	0	19	0	137	0	17	1
Family Offenses, Nonforcible	14	0	2	0	0	0	5	0	5	0	0	0
Liquor Laws Violations	106	49	10	0	2	0	9	1	51	29	8	5
Peeping Tom	3	0	0	0	0	0	0	0	0	0	0	0
Runaway	0	440	0	9	0	0	0	0	0	46	0	0
Trespass of Real Property	253	80	23	0	0	0	16	0	15	6	1	0
Conspiracy	8	0	0	0	0	0	0	0	0	0	0	0
All Other (except Traffic)	3272	163	1059	22	0	0	137	2	114	10	13	0
<b>TOTAL GROUP B</b>	<b>5350</b>	<b>925</b>	<b>1533</b>	<b>32</b>	<b>5</b>	<b>0</b>	<b>303</b>	<b>3</b>	<b>635</b>	<b>144</b>	<b>68</b>	<b>6</b>
<b>GRANDTOTAL</b>	<b>9551</b>	<b>2090</b>	<b>2589</b>	<b>83</b>	<b>15</b>	<b>0</b>	<b>558</b>	<b>14</b>	<b>1293</b>	<b>409</b>	<b>120</b>	<b>7</b>



# Adult and Juvenile Arrests By County, City and Other

ARRESTS BY OFFENSE	King George		King William		Lancaster		Lee		Loudoun		Louisa	
	Adult	Juv	Adult	Juv	Adult	Juv	Adult	Juv	Adult	Juv	Adult	Juv
Murder	0	0	1	0	0	0	1	0	0	0	0	0
Negligent Manslaughter	0	0	0	0	0	0	0	0	0	0	0	0
Kidnaping	1	0	3	0	0	0	0	0	17	0	0	0
Sex Offenses, Forcible	3	2	1	1	0	0	1	0	13	5	1	0
Robbery	1	0	4	0	0	0	0	0	28	0	0	0
Aggravated Assault	8	1	1	0	1	0	25	0	49	9	6	1
Simple Assault/Intimidation	104	8	64	3	15	0	78	0	494	30	112	0
Arson	1	1	0	0	0	0	0	0	0	0	1	0
Extortion/Blackmail	0	0	0	0	0	0	0	0	2	0	0	0
Burglary	16	2	3	9	1	0	13	0	32	8	2	1
Larceny	29	3	16	0	28	0	63	0	568	52	31	0
Motor Vehicle Theft	1	0	0	1	0	0	0	0	15	2	0	0
Counterfeiting/Forgery	0	0	1	0	0	0	6	0	38	0	0	0
Fraud	6	1	4	0	1	0	7	0	46	4	0	0
Embezzlement	1	0	3	0	15	0	0	0	57	2	0	0
Stolen Property	4	2	1	0	0	0	0	0	7	2	1	0
Vandalism	12	0	8	0	1	2	10	0	56	10	2	0
Drug/Narcotic Offenses	105	3	22	5	14	0	16	1	640	47	83	2
Sex Offenses, Nonforcible	0	0	0	0	0	0	0	0	2	0	1	0
Pornography	0	0	0	0	0	0	0	0	3	0	0	0
Gambling	0	0	0	0	0	0	0	0	0	0	0	0
Prostitution	0	0	0	0	0	0	0	0	10	0	0	0
Bribery	0	0	0	0	0	0	0	0	0	0	0	0
Weapon Law Violations	6	1	4	0	1	0	2	0	26	3	5	0
<b>TOTAL GROUP A</b>	298	24	136	19	77	2	222	1	2103	174	245	4
Bad Checks	18	0	2	0	5	0	5	2	34	1	2	0
Curfew/Loitering/Vagrancy	0	0	0	0	0	0	0	0	0	2	0	1
Disorderly Conduct	7	0	0	2	1	0	6	0	32	9	6	1
Driving Under Influence	98	0	29	0	8	0	52	0	719	3	108	1
Drunkenness	30	0	23	0	28	0	43	0	609	4	104	0
Family Offenses, Nonforcible	0	0	0	0	0	0	44	0	11	0	3	0
Liquor Laws Violations	12	3	8	3	0	0	4	0	237	67	6	0
Peeping Tom	0	0	0	0	0	0	0	0	3	0	0	0
Runaway	0	0	0	1	0	0	0	0	0	244	0	0
Trespass of Real Property	9	0	15	0	12	1	11	0	106	12	8	1
Conspiracy	0	0	0	0	0	0	0	0	6	0	0	0
All Other (except Traffic)	183	0	76	0	18	0	245	0	2024	321	68	4
<b>TOTAL GROUP B</b>	357	3	153	6	72	1	410	2	3781	663	305	8
<b>GRAND TOTAL</b>	655	27	289	25	149	3	632	3	5884	837	550	12

# Adult and Juvenile Arrests By County, City and Other

ARRESTS BY OFFENSE	Lunenburg		Madison		Mathews		Mecklenburg		Middlesex		Montgomery	
	Adult	Juv	Adult	Juv	Adult	Juv	Adult	Juv	Adult	Juv	Adult	Juv
Murder	0	0	0	0	0	0	1	0	2	0	0	0
Negligent Manslaughter	0	0	0	0	0	0	0	0	0	0	0	0
Kidnaping	0	0	0	0	2	0	1	0	1	0	5	0
Sex Offenses, Forcible	2	0	2	0	0	0	6	2	0	0	8	1
Robbery	0	0	0	0	0	0	0	0	0	0	4	0
Aggravated Assault	5	1	1	0	2	0	19	5	3	0	26	2
Simple Assault/Intimidation	57	14	57	0	48	6	87	6	10	1	367	29
Arson	0	0	0	0	1	0	1	0	0	0	1	1
Extortion/Blackmail	0	0	0	0	0	0	0	0	0	0	0	0
Burglary	11	0	1	0	7	0	14	1	1	0	64	8
Larceny	17	0	11	0	8	2	131	17	3	0	298	21
Motor Vehicle Theft	5	0	2	0	4	0	7	0	0	0	4	1
Counterfeiting/Forgery	1	0	1	0	0	0	6	1	0	0	14	0
Fraud	0	0	0	0	0	0	0	0	0	0	44	0
Embezzlement	1	0	0	0	0	0	6	0	1	0	21	0
Stolen Property	1	0	0	0	0	0	2	0	0	0	7	2
Vandalism	7	2	2	1	4	0	14	0	0	1	65	11
Drug/Narcotic Offenses	64	3	15	2	28	1	96	0	25	1	326	4
Sex Offenses, Nonforcible	1	0	0	0	0	0	0	0	0	0	1	0
Pornography	2	0	1	0	0	0	0	0	0	0	4	0
Gambling	0	0	0	0	0	0	0	0	0	0	0	0
Prostitution	0	0	0	0	0	0	0	0	1	0	1	0
Bribery	0	0	0	0	0	0	0	0	0	0	0	0
Weapon Law Violations	1	0	1	0	6	0	10	0	0	0	30	1
<b>TOTAL GROUP A</b>	175	20	94	3	110	9	401	32	47	3	1290	81
Bad Checks	2	0	0	0	3	0	14	0	0	0	33	0
Curfew/Loitering/Vagrancy	0	0	0	0	0	0	0	0	0	0	1	0
Disorderly Conduct	2	0	1	0	0	0	16	4	2	0	8	0
Driving Under Influence	23	0	55	0	16	0	95	0	28	0	387	1
Drunkenness	4	0	16	0	13	0	130	1	13	0	848	1
Family Offenses, Nonforcible	1	0	0	0	0	0	3	0	1	0	13	0
Liquor Laws Violations	2	0	3	2	2	0	11	2	2	0	116	14
Peeping Tom	0	0	0	0	0	0	0	0	0	0	2	0
Runaway	0	0	0	3	0	0	0	1	0	0	0	0
Trespass of Real Property	9	0	1	0	4	0	17	0	0	0	52	1
Conspiracy	0	0	0	0	0	0	0	0	0	0	1	0
All Other (except Traffic)	40	0	72	0	28	0	263	1	14	0	848	37
<b>TOTAL GROUP B</b>	83	0	148	5	66	0	549	9	60	0	2309	54
<b>GRAND TOTAL</b>	258	20	242	8	176	9	950	41	107	3	3599	135

# Adult and Juvenile Arrests By County, City and Other

ARRESTS BY OFFENSE	Nelson		New Kent		Northampton		Northumberland		Nottoway		Orange	
	Adult	Juv	Adult	Juv	Adult	Juv	Adult	Juv	Adult	Juv	Adult	Juv
Murder	1	0	0	0	0	0	0	0	1	0	0	0
Negligent Manslaughter	0	0	0	0	0	0	0	0	0	0	0	0
Kidnaping	1	0	4	0	3	0	4	0	2	0	0	0
Sex Offenses, Forcible	0	0	6	0	1	0	3	0	4	0	1	0
Robbery	0	0	1	2	2	0	1	0	0	0	3	1
Aggravated Assault	4	0	10	7	7	1	3	0	11	0	9	0
Simple Assault/Intimidation	43	2	53	10	74	4	94	0	90	5	53	10
Arson	0	0	0	0	0	0	1	0	0	0	1	0
Extortion/Blackmail	0	0	0	0	0	0	0	0	0	0	0	0
Burglary	2	0	15	4	1	1	8	0	11	1	9	10
Larceny	5	1	21	7	34	2	22	0	38	13	45	11
Motor Vehicle Theft	1	0	0	1	5	0	9	0	6	0	3	0
Counterfeiting/Forgery	0	0	5	0	2	0	4	0	5	0	4	0
Fraud	2	0	12	2	6	0	11	0	3	0	12	0
Embezzlement	2	0	2	0	1	0	4	0	3	0	0	0
Stolen Property	0	0	1	0	2	0	0	0	0	1	1	0
Vandalism	1	0	0	6	3	0	2	0	8	4	6	1
Drug/Narcotic Offenses	27	1	60	12	34	1	25	1	38	3	59	11
Sex Offenses, Nonforcible	0	0	0	0	0	0	0	0	1	0	0	0
Pornography	0	0	0	0	0	2	0	0	0	0	0	0
Gambling	0	0	0	0	0	0	0	0	0	0	0	0
Prostitution	0	0	0	0	0	0	1	0	0	0	0	0
Bribery	0	0	0	0	0	0	0	0	0	0	0	0
Weapon Law Violations	2	0	11	0	6	0	8	0	7	0	5	2
<b>TOTAL GROUP A</b>	<b>91</b>	<b>4</b>	<b>201</b>	<b>51</b>	<b>181</b>	<b>11</b>	<b>200</b>	<b>1</b>	<b>228</b>	<b>27</b>	<b>211</b>	<b>46</b>
Bad Checks	0	0	0	0	2	0	21	0	15	0	1	0
Curfew/Loitering/Vagrancy	0	0	0	0	0	1	0	0	0	3	0	0
Disorderly Conduct	1	0	1	2	12	4	3	0	9	0	7	0
Driving Under Influence	17	0	39	0	19	0	39	0	67	0	106	1
Drunkenness	26	0	25	0	27	0	25	1	46	0	101	1
Family Offenses, Nonforcible	1	0	0	0	4	0	0	0	4	1	1	0
Liquor Laws Violations	1	1	17	29	4	0	0	0	6	0	3	0
Peeping Tom	0	0	0	0	2	0	0	0	0	0	0	0
Runaway	0	0	0	0	0	0	0	0	0	3	0	0
Trespass of Real Property	8	0	13	3	14	0	7	0	23	0	27	0
Conspiracy	0	0	0	0	0	0	0	0	0	0	0	0
All Other (except Traffic)	8	1	260	3	133	0	171	0	245	9	117	4
<b>TOTAL GROUP B</b>	<b>62</b>	<b>2</b>	<b>355</b>	<b>37</b>	<b>217</b>	<b>5</b>	<b>266</b>	<b>1</b>	<b>415</b>	<b>16</b>	<b>363</b>	<b>6</b>
<b>GRAND TOTAL</b>	<b>153</b>	<b>6</b>	<b>556</b>	<b>88</b>	<b>398</b>	<b>16</b>	<b>466</b>	<b>2</b>	<b>643</b>	<b>43</b>	<b>574</b>	<b>52</b>

# Adult and Juvenile Arrests By County, City and Other

ARRESTS BY OFFENSE	Page		Patrick		Pittsylvania		Powhatan		Prince Edward		Prince George	
	Adult	Juv	Adult	Juv	Adult	Juv	Adult	Juv	Adult	Juv	Adult	Juv
Murder	0	0	0	0	4	0	3	0	0	0	0	0
Negligent Manslaughter	0	0	0	0	0	0	0	0	0	0	0	0
Kidnaping	1	0	4	0	7	0	0	0	1	0	0	0
Sex Offenses, Forcible	1	0	4	0	15	0	3	1	0	0	7	4
Robbery	0	0	2	0	1	1	3	0	2	2	2	1
Aggravated Assault	4	0	10	0	17	0	8	8	7	0	10	2
Simple Assault/Intimidation	41	3	114	1	364	10	67	13	71	4	76	9
Arson	0	0	1	0	0	0	0	0	1	0	0	0
Extortion/Blackmail	0	0	0	0	0	0	0	0	0	0	1	0
Burglary	4	0	34	0	40	4	6	4	4	2	18	2
Larceny	36	0	85	0	80	1	22	0	80	18	34	9
Motor Vehicle Theft	2	0	7	0	4	1	7	0	1	0	0	0
Counterfeiting/Forgery	0	0	2	0	4	0	3	0	2	0	2	0
Fraud	3	0	11	0	7	0	4	0	1	0	14	0
Embezzlement	0	0	1	0	1	0	4	0	3	0	1	0
Stolen Property	1	0	1	0	0	0	0	0	4	0	1	0
Vandalism	3	0	19	1	33	4	9	2	6	0	4	0
Drug/Narcotic Offenses	84	2	13	0	144	2	75	24	112	0	148	10
Sex Offenses, Nonforcible	0	0	0	1	1	0	0	0	0	0	2	0
Pornography	0	0	1	0	1	0	0	0	1	0	1	0
Gambling	0	0	0	0	0	0	0	0	0	0	0	0
Prostitution	0	0	0	0	0	0	0	0	0	0	0	0
Bribery	0	0	0	0	0	0	0	0	0	0	0	0
Weapon Law Violations	3	0	12	0	22	3	5	0	8	1	8	1
<b>TOTAL GROUP A</b>	183	5	321	3	745	26	219	52	304	27	329	38
Bad Checks	4	0	9	0	25	0	8	0	6	0	0	0
Curfew/Loitering/Vagrancy	0	0	0	0	0	0	0	0	0	3	0	3
Disorderly Conduct	13	0	3	0	5	2	2	3	22	0	7	1
Driving Under Influence	79	1	47	1	139	1	73	1	135	0	26	0
Drunkenness	99	0	45	0	120	1	16	0	90	0	30	0
Family Offenses, Nonforcible	6	0	2	0	65	0	0	0	2	0	1	0
Liquor Laws Violations	4	1	1	1	12	4	3	3	42	4	6	1
Peeping Tom	1	0	0	0	0	0	0	0	0	0	0	0
Runaway	0	0	0	0	0	0	0	0	0	0	0	0
Trespass of Real Property	8	0	26	0	51	0	9	0	17	0	14	3
Conspiracy	0	0	2	0	0	1	0	0	0	0	0	0
All Other (except Traffic)	187	7	252	0	552	3	56	3	128	2	67	0
<b>TOTAL GROUP B</b>	401	9	387	2	969	12	167	10	442	9	151	8
<b>GRAND TOTAL</b>	584	14	708	5	1714	38	386	62	746	36	480	46

# Adult and Juvenile Arrests By County, City and Other

ARRESTS BY OFFENSE	Prince William		Pulaski		Rappahannock		Richmond		Roanoke		Rockbridge	
	Adult	Juv	Adult	Juv	Adult	Juv	Adult	Juv	Adult	Juv	Adult	Juv
Murder	5	0	0	0	0	0	0	0	2	0	0	0
Negligent Manslaughter	0	0	0	0	0	0	0	0	0	0	0	0
Kidnaping	58	2	5	0	1	0	0	0	16	0	1	0
Sex Offenses, Forcible	66	18	4	1	2	0	1	0	17	6	0	1
Robbery	56	27	2	0	0	0	0	0	6	0	1	0
Aggravated Assault	137	39	20	0	2	2	6	0	32	0	9	0
Simple Assault/Intimidation	1788	374	233	11	31	4	21	0	533	56	64	0
Arson	4	4	1	0	3	1	0	0	2	0	1	0
Extortion/Blackmail	1	0	1	0	0	0	0	0	1	0	0	0
Burglary	131	42	48	3	4	2	3	0	37	10	10	1
Larceny	1124	252	350	11	5	0	16	1	355	22	57	2
Motor Vehicle Theft	44	14	11	1	0	0	1	0	12	1	3	0
Counterfeiting/Forgery	126	7	42	0	1	0	0	0	13	1	1	0
Fraud	267	15	29	1	3	0	4	0	56	3	6	0
Embezzlement	79	3	17	0	0	0	0	0	7	0	5	0
Stolen Property	49	8	6	0	0	0	1	0	3	0	0	0
Vandalism	145	73	32	8	3	2	5	0	39	10	14	0
Drug/Narcotic Offenses	1590	244	213	12	33	2	5	0	381	33	36	1
Sex Offenses, Nonforcible	8	2	0	0	0	0	0	0	1	0	0	0
Pornography	7	5	2	1	1	0	1	0	2	0	0	0
Gambling	0	0	0	0	0	0	0	0	0	0	0	0
Prostitution	16	0	1	0	0	0	0	0	3	0	0	0
Bribery	0	0	0	0	0	0	0	0	0	0	0	0
Weapon Law Violations	80	23	21	2	0	2	2	0	41	3	5	5
<b>TOTAL GROUP A</b>	<b>5781</b>	<b>1152</b>	<b>1038</b>	<b>51</b>	<b>89</b>	<b>15</b>	<b>66</b>	<b>1</b>	<b>1559</b>	<b>145</b>	<b>213</b>	<b>10</b>
Bad Checks	33	0	66	0	3	0	6	0	16	0	5	0
Curfew/Loitering/Vagrancy	9	272	0	0	0	0	0	0	0	0	0	0
Disorderly Conduct	138	36	17	0	1	0	2	2	15	15	4	1
Driving Under Influence	2149	14	105	2	27	0	17	0	376	2	89	0
Drunkenness	946	47	239	1	6	0	7	0	176	0	51	0
Family Offenses, Nonforcible	24	0	22	0	0	0	5	0	36	0	4	0
Liquor Laws Violations	287	115	17	6	12	6	0	0	81	45	15	1
Peeping Tom	0	0	0	0	0	0	0	0	0	0	0	0
Runaway	0	920	0	4	0	2	0	0	0	0	0	0
Trespass of Real Property	78	19	34	4	1	0	4	0	35	0	17	0
Conspiracy	0	0	0	0	0	0	1	0	3	0	0	0
All Other (except Traffic)	2457	111	724	71	31	3	122	4	1098	84	175	0
<b>TOTAL GROUP B</b>	<b>6121</b>	<b>1534</b>	<b>1224</b>	<b>88</b>	<b>81</b>	<b>11</b>	<b>164</b>	<b>6</b>	<b>1836</b>	<b>146</b>	<b>360</b>	<b>2</b>
<b>GRAND TOTAL</b>	<b>11902</b>	<b>2686</b>	<b>2262</b>	<b>139</b>	<b>170</b>	<b>26</b>	<b>230</b>	<b>7</b>	<b>3395</b>	<b>291</b>	<b>573</b>	<b>12</b>

# Adult and Juvenile Arrests By County, City and Other

ARRESTS BY OFFENSE	Rockingham		Russell		Scott		Shenandoah		Smyth		Southampton	
	Adult	Juv	Adult	Juv	Adult	Juv	Adult	Juv	Adult	Juv	Adult	Juv
Murder	1	0	2	0	0	0	0	0	5	0	0	0
Negligent Manslaughter	0	0	0	0	0	0	0	0	0	0	0	0
Kidnaping	2	0	0	0	5	0	2	0	19	0	1	0
Sex Offenses, Forcible	8	0	1	1	4	0	7	1	4	1	2	0
Robbery	0	0	0	0	0	0	1	0	0	0	4	0
Aggravated Assault	9	2	12	0	12	1	12	1	34	2	6	0
Simple Assault/Intimidation	54	7	173	7	121	0	165	21	238	7	35	0
Arson	0	0	1	1	0	0	0	0	0	0	0	0
Extortion/Blackmail	0	0	0	0	1	0	0	0	0	0	0	0
Burglary	17	0	33	1	48	0	5	0	33	4	13	0
Larceny	55	1	128	1	127	0	76	6	132	4	11	0
Motor Vehicle Theft	3	0	3	0	6	0	2	1	10	1	2	0
Counterfeiting/Forgery	8	0	7	0	10	0	9	0	6	0	0	0
Fraud	15	0	10	0	14	0	19	0	16	0	1	0
Embezzlement	6	0	4	0	1	0	4	0	0	0	0	0
Stolen Property	9	0	1	0	9	0	2	0	1	0	0	0
Vandalism	20	3	18	3	24	0	20	4	23	1	2	0
Drug/Narcotic Offenses	152	8	104	5	170	2	250	13	115	3	56	0
Sex Offenses, Nonforcible	3	0	1	0	0	0	2	0	2	0	0	0
Pornography	1	0	2	0	0	0	0	2	1	0	0	0
Gambling	0	0	0	0	0	0	0	0	0	0	0	0
Prostitution	0	0	0	0	0	0	0	0	0	0	0	0
Bribery	0	0	0	0	0	0	0	0	0	0	0	0
Weapon Law Violations	21	1	6	0	14	0	19	4	20	1	6	0
<b>TOTAL GROUP A</b>	384	22	506	19	566	3	595	53	659	24	139	0
Bad Checks	80	0	38	0	49	0	12	0	48	0	0	0
Curfew/Loitering/Vagrancy	0	0	0	0	0	0	0	0	0	0	0	0
Disorderly Conduct	9	4	8	0	2	0	4	1	2	0	0	0
Driving Under Influence	192	6	89	0	136	1	110	0	92	0	42	0
Drunkenness	226	0	79	0	84	0	88	1	187	2	5	0
Family Offenses, Nonforcible	6	0	2	0	3	0	0	0	10	1	0	0
Liquor Laws Violations	51	14	17	6	26	6	21	3	19	2	1	0
Peeping Tom	0	0	0	0	0	0	0	0	0	0	0	0
Runaway	0	1	0	0	0	0	0	0	0	1	0	0
Trespass of Real Property	32	0	20	0	26	0	18	1	44	2	1	0
Conspiracy	1	0	1	0	4	0	0	0	5	0	1	0
All Other (except Traffic)	491	45	938	8	315	0	1072	24	480	28	192	0
<b>TOTAL GROUP B</b>	1088	70	1192	14	645	7	1325	30	887	36	242	0
<b>GRAND TOTAL</b>	1472	92	1698	33	1211	10	1920	83	1546	60	381	0

# Adult and Juvenile Arrests By County, City and Other

ARRESTS BY OFFENSE	Spotsylvania		Stafford		Surry		Sussex		Tazewell		Warren	
	Adult	Juv	Adult	Juv	Adult	Juv	Adult	Juv	Adult	Juv	Adult	Juv
Murder	2	0	0	1	3	0	0	0	3	0	1	0
Negligent Manslaughter	0	0	1	0	0	0	0	0	0	0	0	0
Kidnaping	13	0	15	0	0	0	1	0	4	0	2	0
Sex Offenses, Forcible	21	2	29	1	2	1	2	0	8	3	2	0
Robbery	28	0	23	1	0	0	2	0	4	0	4	0
Aggravated Assault	54	3	69	12	4	1	9	0	23	0	5	1
Simple Assault/Intimidation	398	34	468	72	24	3	27	2	289	14	190	19
Arson	0	1	3	0	0	0	0	0	2	0	0	0
Extortion/Blackmail	0	0	0	1	0	0	0	0	0	0	0	0
Burglary	38	8	56	4	2	0	5	0	60	3	18	5
Larceny	649	36	423	57	11	1	26	1	287	9	106	9
Motor Vehicle Theft	0	0	21	4	1	0	3	1	14	1	3	0
Counterfeiting/Forgery	38	0	38	0	1	0	2	0	25	0	7	0
Fraud	60	2	36	1	1	0	1	0	20	0	7	0
Embezzlement	22	1	23	0	0	0	0	0	8	0	6	0
Stolen Property	9	1	7	1	0	0	2	0	8	0	1	0
Vandalism	34	21	258	11	2	5	2	0	27	6	14	2
Drug/Narcotic Offenses	810	20	561	68	7	3	84	0	251	4	261	9
Sex Offenses, Nonforcible	1	0	0	0	0	0	0	0	1	0	1	0
Pornography	4	0	3	0	0	0	0	0	3	0	0	0
Gambling	0	0	0	0	0	0	0	0	0	0	0	0
Prostitution	0	0	1	0	0	0	0	0	0	0	0	0
Bribery	0	0	0	0	0	0	0	0	0	0	0	0
Weapon Law Violations	28	0	27	3	5	0	9	0	22	0	8	2
<b>TOTAL GROUP A</b>	<b>2209</b>	<b>129</b>	<b>2062</b>	<b>237</b>	<b>63</b>	<b>14</b>	<b>175</b>	<b>4</b>	<b>1059</b>	<b>40</b>	<b>636</b>	<b>47</b>
Bad Checks	38	0	18	0	2	0	2	0	76	0	11	0
Curfew/Loitering/Vagrancy	0	0	1	0	0	0	0	2	0	3	0	23
Disorderly Conduct	29	7	37	25	1	0	2	0	18	0	10	7
Driving Under Influence	374	1	491	7	4	0	29	0	180	1	160	0
Drunkenness	263	0	257	0	1	0	11	0	184	8	341	5
Family Offenses, Nonforcible	19	1	10	0	1	0	2	0	6	0	9	0
Liquor Laws Violations	36	10	125	23	0	0	3	0	15	3	34	23
Peeping Tom	0	0	2	0	0	0	0	0	0	0	0	0
Runaway	0	14	0	125	0	0	0	0	0	0	0	13
Trespass of Real Property	43	0	57	0	6	0	19	2	21	0	113	2
Conspiracy	4	0	3	0	0	0	1	0	4	0	2	0
All Other (except Traffic)	1339	28	1824	61	44	0	188	0	274	20	778	36
<b>TOTAL GROUP B</b>	<b>2145</b>	<b>61</b>	<b>2825</b>	<b>241</b>	<b>59</b>	<b>0</b>	<b>257</b>	<b>4</b>	<b>778</b>	<b>35</b>	<b>1458</b>	<b>109</b>
<b>GRANDTOTAL</b>	<b>4354</b>	<b>190</b>	<b>4887</b>	<b>478</b>	<b>122</b>	<b>14</b>	<b>432</b>	<b>8</b>	<b>1837</b>	<b>75</b>	<b>2094</b>	<b>156</b>

# Adult and Juvenile Arrests By County, City and Other

ARRESTS BY OFFENSE	Washington		Westmoreland		Wise		Wythe		York		Total County	
	Adult	Juv	Adult	Juv	Adult	Juv	Adult	Juv	Adult	Juv	Adult	Juv
Murder	0	0	0	0	2	0	0	0	3	0	104	6
Negligent Manslaughter	0	0	0	0	0	0	0	0	0	0	2	0
Kidnaping	5	0	1	0	2	0	2	0	12	1	471	9
Sex Offenses, Forcible	3	1	0	0	5	2	1	3	8	9	581	160
Robbery	3	0	0	0	4	0	7	0	11	1	640	152
Aggravated Assault	16	0	6	1	31	0	15	1	8	3	1821	247
Simple Assault/Intimidation	219	9	69	1	378	2	77	7	204	54	18697	3168
Arson	1	0	0	0	1	0	0	0	2	6	80	86
Extortion/Blackmail	3	0	2	0	0	0	0	0	1	0	28	4
Burglary	24	1	1	0	22	0	17	2	36	7	2202	479
Larceny	322	10	19	2	208	2	117	8	371	118	15793	2948
Motor Vehicle Theft	5	1	3	0	7	0	7	2	0	0	514	114
Counterfeiting/Forgery	48	0	0	0	13	0	5	0	17	0	1232	36
Fraud	27	0	0	0	4	0	12	0	39	3	2326	91
Embezzlement	8	0	2	0	15	0	3	0	41	0	964	18
Stolen Property	3	0	1	2	4	0	2	0	2	0	390	92
Vandalism	16	0	2	0	56	1	23	1	45	19	2165	688
Drug/Narcotic Offenses	222	13	22	0	88	1	215	9	200	22	18492	1922
Sex Offenses, Nonforcible	1	0	0	0	0	0	0	0	1	0	90	9
Pornography	2	0	0	0	0	0	12	0	1	1	116	38
Gambling	0	0	0	0	0	0	0	0	0	0	4	1
Prostitution	0	0	0	0	0	0	0	0	0	0	318	1
Bribery	0	0	0	0	0	0	0	0	0	0	3	0
Weapon Law Violations	15	2	3	0	21	0	7	2	16	2	1516	221
<b>TOTAL GROUP A</b>	943	37	131	6	861	8	522	35	1018	246	68549	10490
Bad Checks	23	0	1	0	85	0	1	0	4	0	1574	3
Curfew/Loitering/Vagrancy	1	0	0	0	0	0	0	0	0	0	29	929
Disorderly Conduct	3	0	5	0	22	0	10	1	6	7	1799	663
Driving Under Influence	152	1	42	0	241	1	150	4	170	2	18353	134
Drunkenness	161	3	21	0	226	2	228	1	72	3	14166	157
Family Offenses, Nonforcible	5	0	0	0	10	0	7	1	7	0	627	17
Liquor Laws Violations	25	8	2	0	20	1	16	9	45	42	3643	1213
Peeping Tom	0	0	0	0	0	0	0	0	0	0	26	3
Runaway	0	0	0	1	0	0	0	0	0	6	0	2442
Trespass of Real Property	15	0	8	0	69	2	12	0	13	7	2904	560
Conspiracy	1	0	0	0	0	0	1	0	0	0	67	1
All Other (except Traffic)	454	41	107	1	848	53	262	7	62	12	45256	2543
<b>TOTAL GROUP B</b>	840	53	186	2	1521	59	687	23	379	79	88444	8665
<b>GRAND TOTAL</b>	1783	90	317	8	2382	67	1209	58	1397	325	156993	19155



# Adult and Juvenile Arrests By County, City and Other

ARRESTS BY OFFENSE	Alexandria		Bedford		Bristol		Buena Vista		Charlottesville		Chesapeake	
	Adult	Juv	Adult	Juv	Adult	Juv	Adult	Juv	Adult	Juv	Adult	Juv
Murder	1	0	0	0	2	0	0	0	1	0	8	0
Negligent Manslaughter	0	0	0	0	0	0	0	0	1	0	0	0
Kidnaping	7	0	2	0	4	0	0	0	14	0	23	0
Sex Offenses, Forcible	7	0	2	0	9	0	0	0	12	0	19	3
Robbery	32	29	0	0	8	1	0	0	22	3	31	11
Aggravated Assault	49	7	8	0	16	0	0	0	29	2	120	25
Simple Assault/Intimidation	409	59	86	8	137	11	0	0	422	12	1126	24
Arson	2	0	0	0	1	0	0	0	0	0	1	1
Extortion/Blackmail	0	0	0	0	0	0	0	0	0	1	1	0
Burglary	31	2	7	8	19	2	0	0	12	0	104	15
Larceny	308	79	37	7	126	5	0	0	187	4	1056	32
Motor Vehicle Theft	8	5	2	0	2	2	0	0	1	0	15	3
Counterfeiting/Forgery	20	0	6	0	18	0	0	0	15	1	26	1
Fraud	49	1	11	0	16	0	0	0	37	0	74	1
Embezzlement	28	2	0	0	1	0	0	0	16	0	54	0
Stolen Property	3	1	2	1	1	0	0	0	11	0	33	3
Vandalism	31	7	10	4	15	0	0	0	55	0	74	2
Drug/Narcotic Offenses	475	32	83	5	169	2	0	0	245	8	1172	56
Sex Offenses, Nonforcible	0	0	0	0	1	0	0	0	1	0	2	0
Pornography	1	0	0	0	0	0	0	0	1	0	6	0
Gambling	0	0	0	0	0	0	0	0	0	0	28	0
Prostitution	22	1	0	0	0	0	0	0	5	0	8	0
Bribery	0	0	0	0	0	0	0	0	0	0	1	0
Weapon Law Violations	19	4	17	0	11	2	0	0	23	1	100	8
<b>TOTAL GROUP A</b>	1502	229	273	33	556	25	0	0	1110	32	4082	185
Bad Checks	18	1	46	0	3	0	0	0	217	0	12	0
Curfew/Loitering/Vagrancy	8	0	0	4	0	0	0	0	0	0	32	70
Disorderly Conduct	100	15	9	1	1	0	0	0	34	0	56	2
Driving Under Influence	360	1	78	0	75	0	0	0	113	0	978	6
Drunkenness	341	3	70	0	302	1	0	0	533	0	619	2
Family Offenses, Nonforcible	1	0	0	0	9	0	0	0	4	0	6	0
Liquor Laws Violations	362	53	14	3	8	3	0	0	45	4	131	16
Peeping Tom	0	0	0	0	0	0	0	0	3	0	2	0
Runaway	0	263	0	0	0	0	0	0	0	5	0	0
Trespass of Real Property	189	24	27	0	49	0	0	0	163	0	242	10
Conspiracy	0	0	0	0	0	0	0	0	0	0	21	4
All Other (except Traffic)	773	41	171	29	300	13	1	0	1030	20	2548	62
<b>TOTAL GROUP B</b>	2152	401	415	37	747	17	1	0	2142	29	4647	172
<b>GRAND TOTAL</b>	3654	630	688	70	1303	42	1	0	3252	61	8729	357

# Adult and Juvenile Arrests By County, City and Other

ARRESTS BY OFFENSE	Colonial Heights		Covington		Danville		Emporia		Fairfax		Falls Church	
	Adult	Juv	Adult	Juv	Adult	Juv	Adult	Juv	Adult	Juv	Adult	Juv
Murder	1	0	1	0	12	2	0	0	0	0	0	0
Negligent Manslaughter	0	0	0	0	0	0	0	0	0	0	0	0
Kidnaping	1	0	0	0	1	0	0	0	2	0	1	0
Sex Offenses, Forcible	10	1	1	0	14	0	2	1	0	0	1	0
Robbery	5	2	1	0	20	10	0	2	0	0	2	0
Aggravated Assault	18	5	7	0	31	3	8	1	11	0	2	0
Simple Assault/Intimidation	154	64	43	4	577	13	49	4	57	2	33	4
Arson	1	0	0	0	1	0	0	0	0	0	0	0
Extortion/Blackmail	2	0	0	0	0	0	0	0	0	0	0	0
Burglary	18	13	3	0	14	2	6	0	6	2	4	0
Larceny	541	188	20	12	402	17	21	17	64	0	24	0
Motor Vehicle Theft	8	3	1	1	3	1	1	1	1	0	0	0
Counterfeiting/Forgery	30	1	0	0	20	0	2	0	2	0	5	1
Fraud	25	1	0	0	88	1	3	0	5	0	7	0
Embezzlement	48	0	3	0	17	0	2	0	5	0	1	0
Stolen Property	8	1	0	0	10	0	2	0	0	0	1	0
Vandalism	16	7	2	0	56	2	6	9	12	0	1	0
Drug/Narcotic Offenses	261	34	36	0	544	7	65	4	60	2	79	14
Sex Offenses, Nonforcible	1	0	0	0	2	0	0	0	0	0	0	0
Pornography	3	0	0	0	2	0	0	0	0	0	0	0
Gambling	0	0	0	0	0	0	0	0	0	0	21	0
Prostitution	0	0	0	0	10	0	0	0	0	0	0	0
Bribery	0	0	0	0	1	0	0	0	0	0	0	0
Weapon Law Violations	25	3	2	0	85	2	4	1	4	0	1	0
<b>TOTAL GROUP A</b>	1176	323	120	17	1910	60	171	40	229	6	183	19
Bad Checks	4	0	1	0	30	0	6	0	1	0	0	0
Curfew/Loitering/Vagrancy	0	11	0	0	1	43	3	40	1	0	0	0
Disorderly Conduct	14	21	7	0	64	3	17	0	3	0	10	0
Driving Under Influence	218	1	30	1	259	2	46	0	169	0	112	0
Drunkenness	85	0	41	0	894	2	52	1	169	0	143	1
Family Offenses, Nonforcible	29	0	0	0	10	0	1	0	0	0	0	0
Liquor Laws Violations	33	6	12	12	91	16	5	9	18	1	31	10
Peeping Tom	2	0	0	0	0	0	0	0	0	0	0	0
Runaway	0	32	0	0	0	0	0	0	0	0	0	0
Trespass of Real Property	37	21	2	0	201	10	18	7	3	0	51	4
Conspiracy	2	0	0	0	0	0	0	0	0	0	0	0
All Other (except Traffic)	1101	59	71	1	1995	34	234	9	24	0	205	11
<b>TOTAL GROUP B</b>	1525	151	164	14	3545	110	382	66	388	1	552	26
<b>GRAND TOTAL</b>	2701	474	284	31	5455	170	553	106	617	7	735	45

# Adult and Juvenile Arrests By County, City and Other

ARRESTS BY OFFENSE	Franklin		Fredericksburg		Galax		Hampton		Harrisonburg		Hopewell	
	Adult	Juv	Adult	Juv	Adult	Juv	Adult	Juv	Adult	Juv	Adult	Juv
Murder	0	0	1	0	0	0	10	0	0	0	2	0
Negligent Manslaughter	0	0	0	0	0	0	1	0	0	0	0	0
Kidnaping	6	0	9	0	1	0	27	0	12	0	10	0
Sex Offenses, Forcible	2	1	7	1	0	2	25	7	4	2	8	0
Robbery	4	1	18	2	3	0	61	23	13	1	10	3
Aggravated Assault	9	1	42	1	6	0	99	20	9	4	46	4
Simple Assault/Intimidation	108	6	236	4	76	5	1030	134	252	17	232	16
Arson	1	0	0	0	0	0	7	0	0	0	0	0
Extortion/Blackmail	0	0	0	0	0	0	0	0	0	0	0	0
Burglary	30	2	33	1	3	12	106	48	18	5	28	6
Larceny	42	9	337	34	135	14	767	159	237	16	106	13
Motor Vehicle Theft	7	0	0	0	2	0	14	5	3	0	0	0
Counterfeiting/Forgery	11	0	21	0	3	0	42	0	30	0	23	1
Fraud	1	0	74	1	6	0	90	1	45	1	23	0
Embezzlement	4	0	26	1	1	0	44	1	12	0	8	0
Stolen Property	0	2	7	1	2	0	43	13	8	0	7	3
Vandalism	10	2	27	6	9	2	101	22	57	1	24	5
Drug/Narcotic Offenses	93	4	286	10	42	2	757	54	370	2	152	6
Sex Offenses, Nonforcible	0	0	0	0	0	0	0	1	0	0	1	1
Pornography	0	0	5	0	0	0	0	1	2	0	1	0
Gambling	0	0	0	0	0	0	0	0	0	0	1	0
Prostitution	0	0	0	0	0	0	7	0	3	0	1	0
Bribery	0	0	0	0	0	0	0	0	0	0	0	0
Weapon Law Violations	8	3	19	0	1	0	118	23	17	0	13	0
<b>TOTAL GROUP A</b>	<b>336</b>	<b>31</b>	<b>1148</b>	<b>62</b>	<b>290</b>	<b>37</b>	<b>3349</b>	<b>512</b>	<b>1092</b>	<b>49</b>	<b>696</b>	<b>58</b>
Bad Checks	2	0	20	0	13	0	3	0	48	0	14	0
Curfew/Loitering/Vagrancy	0	1	0	0	0	0	1	174	0	0	0	35
Disorderly Conduct	8	0	19	0	1	1	8	10	11	4	18	2
Driving Under Influence	29	0	200	0	50	1	709	2	196	0	59	0
Drunkenness	29	0	255	0	132	0	817	5	763	0	96	0
Family Offenses, Nonforcible	1	0	6	0	0	0	184	0	11	0	11	0
Liquor Laws Violations	9	3	73	2	11	4	17	3	581	0	25	2
Peeping Tom	0	0	1	0	0	0	1	0	0	0	0	0
Runaway	0	0	0	0	0	0	0	364	0	0	0	5
Trespass of Real Property	10	0	56	0	31	1	234	17	55	0	25	4
Conspiracy	0	0	0	0	0	0	1	0	0	0	1	0
All Other (except Traffic)	151	6	554	25	77	4	2830	70	1020	1	407	22
<b>TOTAL GROUP B</b>	<b>239</b>	<b>10</b>	<b>1184</b>	<b>27</b>	<b>315</b>	<b>11</b>	<b>4805</b>	<b>645</b>	<b>2685</b>	<b>5</b>	<b>656</b>	<b>70</b>
<b>GRAND TOTAL</b>	<b>575</b>	<b>41</b>	<b>2332</b>	<b>89</b>	<b>605</b>	<b>48</b>	<b>8154</b>	<b>1157</b>	<b>3777</b>	<b>54</b>	<b>1352</b>	<b>128</b>

# Adult and Juvenile Arrests By County, City and Other

ARRESTS BY OFFENSE	Lexington		Lynchburg		Manassas		Manassas Park		Martinsville		Newport News	
	Adult	Juv	Adult	Juv	Adult	Juv	Adult	Juv	Adult	Juv	Adult	Juv
Murder	0	0	5	1	5	0	0	0	3	0	10	1
Negligent Manslaughter	0	0	0	0	0	0	0	0	0	0	0	0
Kidnaping	0	0	16	1	11	0	4	0	0	0	62	2
Sex Offenses, Forcible	1	0	20	1	13	1	7	0	2	0	31	3
Robbery	0	0	25	6	15	2	0	0	10	1	71	16
Aggravated Assault	1	0	33	1	27	3	2	1	16	0	210	17
Simple Assault/Intimidation	12	0	725	25	258	13	46	11	164	16	1348	135
Arson	1	0	1	0	3	0	0	0	0	0	5	20
Extortion/Blackmail	0	0	2	0	0	0	0	0	0	0	2	0
Burglary	4	0	59	12	36	1	2	0	13	0	123	38
Larceny	15	0	491	23	90	5	14	6	111	7	659	181
Motor Vehicle Theft	0	0	10	1	0	0	1	0	8	0	5	0
Counterfeiting/Forgery	0	0	18	2	16	1	1	0	0	0	63	0
Fraud	1	0	84	0	54	3	7	0	8	0	133	4
Embezzlement	0	0	24	0	4	0	0	0	2	0	39	0
Stolen Property	0	0	16	0	6	0	1	0	1	0	58	10
Vandalism	0	0	86	2	20	3	0	0	24	2	103	25
Drug/Narcotic Offenses	8	0	850	20	211	16	119	6	55	3	1715	122
Sex Offenses, Nonforcible	0	0	2	0	2	0	1	0	0	0	0	0
Pornography	0	0	2	0	2	1	0	0	1	0	2	0
Gambling	0	0	0	0	0	0	0	0	0	0	4	0
Prostitution	0	0	12	0	1	0	0	0	0	0	74	1
Bribery	0	0	0	0	0	0	0	0	0	0	0	0
Weapon Law Violations	0	0	48	2	6	1	5	1	12	8	99	18
<b>TOTAL GROUP A</b>	43	0	2529	97	780	50	210	25	430	37	4816	593
Bad Checks	1	0	44	0	4	0	0	0	0	0	19	0
Curfew/Loitering/Vagrancy	0	0	3	0	0	0	1	0	0	0	1	0
Disorderly Conduct	0	0	73	3	67	2	6	0	42	1	53	13
Driving Under Influence	34	0	237	3	153	1	85	0	39	0	598	1
Drunkenness	68	0	557	0	268	0	96	3	81	0	829	6
Family Offenses, Nonforcible	0	0	14	0	1	0	0	0	0	0	58	19
Liquor Laws Violations	24	2	158	5	64	26	8	4	19	4	68	28
Peeping Tom	0	0	1	0	0	0	0	0	0	0	1	0
Runaway	0	0	0	35	0	0	0	0	0	0	0	217
Trespass of Real Property	1	0	300	7	39	0	3	0	21	2	252	62
Conspiracy	0	0	0	0	0	0	0	0	0	0	0	0
All Other (except Traffic)	8	1	2204	73	122	13	127	14	475	24	1734	75
<b>TOTAL GROUP B</b>	136	3	3591	126	718	42	326	21	677	31	3613	421
<b>GRAND TOTAL</b>	179	3	6120	223	1498	92	536	46	1107	68	8429	1014

# Adult and Juvenile Arrests By County, City and Other

ARRESTS BY OFFENSE	Norfolk		Norton		Petersburg		Poquoson		Portsmouth		Radford	
	Adult	Juv	Adult	Juv	Adult	Juv	Adult	Juv	Adult	Juv	Adult	Juv
Murder	19	0	0	0	7	1	0	0	3	0	1	0
Negligent Manslaughter	0	0	0	0	0	0	0	0	0	0	0	0
Kidnaping	70	2	0	0	20	0	0	0	37	1	3	0
Sex Offenses, Forcible	28	4	0	0	15	4	3	1	32	3	5	0
Robbery	89	22	0	0	22	3	1	0	39	8	2	0
Aggravated Assault	126	34	1	0	60	6	1	0	109	2	14	0
Simple Assault/Intimidation	1148	46	33	2	423	23	38	4	1120	8	133	4
Arson	2	8	0	0	2	1	0	0	3	0	1	0
Extortion/Blackmail	0	0	1	0	0	0	0	0	0	0	0	0
Burglary	135	54	2	0	51	11	5	0	104	5	13	0
Larceny	1007	123	189	15	179	10	15	2	294	14	85	5
Motor Vehicle Theft	0	0	2	0	0	0	2	0	11	0	3	1
Counterfeiting/Forgery	47	1	1	0	30	0	3	1	28	0	23	0
Fraud	53	30	7	0	26	0	4	0	47	0	28	0
Embezzlement	19	0	1	0	8	0	0	0	16	0	1	0
Stolen Property	26	5	2	2	21	2	1	0	22	1	2	0
Vandalism	29	17	4	0	50	3	6	8	68	0	19	0
Drug/Narcotic Offenses	725	16	38	0	530	13	21	8	511	7	154	2
Sex Offenses, Nonforcible	1	0	0	0	4	0	0	0	4	0	0	0
Pornography	1	0	1	0	1	0	0	0	1	0	2	2
Gambling	1	0	0	0	0	0	0	0	3	0	0	0
Prostitution	121	0	0	0	4	0	0	0	13	0	0	0
Bribery	0	0	0	0	0	0	0	0	0	0	0	0
Weapon Law Violations	97	4	2	0	51	5	6	1	63	4	8	1
<b>TOTAL GROUP A</b>	<b>3744</b>	<b>366</b>	<b>284</b>	<b>19</b>	<b>1504</b>	<b>82</b>	<b>106</b>	<b>25</b>	<b>2528</b>	<b>53</b>	<b>497</b>	<b>15</b>
Bad Checks	26	0	0	1	12	0	1	0	10	0	18	0
Curfew/Loitering/Vagrancy	0	0	0	0	0	13	0	2	3	142	0	0
Disorderly Conduct	643	57	0	0	91	0	0	0	60	4	6	0
Driving Under Influence	808	0	142	1	111	0	34	0	196	0	118	2
Drunkenness	2348	7	183	1	63	0	17	0	303	0	392	0
Family Offenses, Nonforcible	581	1	3	0	42	0	1	0	62	0	1	0
Liquor Laws Violations	891	22	14	2	109	1	5	10	41	12	253	3
Peeping Tom	2	0	0	0	1	0	0	0	1	0	0	0
Runaway	0	106	0	0	0	1	0	0	0	1	0	0
Trespass of Real Property	1127	86	15	1	163	2	8	1	820	12	8	1
Conspiracy	1	0	0	0	0	0	0	0	0	0	1	0
All Other (except Traffic)	8464	1554	120	10	1263	22	33	1	3343	75	192	12
<b>TOTAL GROUP B</b>	<b>14891</b>	<b>1833</b>	<b>477</b>	<b>16</b>	<b>1855</b>	<b>39</b>	<b>99</b>	<b>14</b>	<b>4839</b>	<b>246</b>	<b>989</b>	<b>18</b>
<b>GRAND TOTAL</b>	<b>18635</b>	<b>2199</b>	<b>761</b>	<b>35</b>	<b>3359</b>	<b>121</b>	<b>205</b>	<b>39</b>	<b>7367</b>	<b>299</b>	<b>1486</b>	<b>33</b>

# Adult and Juvenile Arrests By County, City and Other

ARRESTS BY OFFENSE	Richmond		Roanoke		Salem		Staunton		Suffolk		Virginia Beach	
	Adult	Juv	Adult	Juv	Adult	Juv	Adult	Juv	Adult	Juv	Adult	Juv
Murder	48	0	3	0	0	0	0	0	2	0	13	1
Negligent Manslaughter	0	0	0	0	0	0	0	0	0	0	0	0
Kidnaping	64	2	8	0	3	0	2	0	14	1	57	2
Sex Offenses, Forcible	35	6	22	1	1	0	21	0	15	1	67	29
Robbery	196	15	72	5	4	0	8	1	18	2	103	51
Aggravated Assault	368	19	189	8	12	0	11	1	52	10	105	20
Simple Assault/Intimidation	2127	212	1162	92	164	30	198	12	604	14	2799	489
Arson	10	3	11	1	0	0	0	0	1	0	12	15
Extortion/Blackmail	5	10	2	0	0	0	0	0	0	0	4	2
Burglary	158	26	91	30	12	3	5	0	38	1	220	86
Larceny	664	65	809	148	171	17	136	11	226	14	1475	543
Motor Vehicle Theft	81	6	46	27	8	1	0	0	0	0	40	11
Counterfeiting/Forgery	58	0	20	0	12	0	7	0	30	0	92	0
Fraud	265	3	152	1	51	1	23	0	37	0	257	10
Embezzlement	31	0	38	0	20	0	6	0	18	0	91	2
Stolen Property	59	5	5	3	1	0	5	0	20	0	44	6
Vandalism	244	35	96	8	28	22	22	5	54	2	204	76
Drug/Narcotic Offenses	1655	38	910	36	164	12	150	12	370	18	1328	233
Sex Offenses, Nonforcible	2	0	1	0	0	0	4	0	2	0	6	4
Pornography	4	0	2	1	0	0	4	0	1	0	8	0
Gambling	2	0	0	0	0	0	0	0	0	0	3	0
Prostitution	61	0	67	1	1	0	0	0	0	0	55	0
Bribery	0	0	0	0	0	0	0	0	0	0	4	0
Weapon Law Violations	249	9	65	11	12	2	12	3	56	0	244	33
<b>TOTAL GROUP A</b>	<b>6386</b>	<b>454</b>	<b>3771</b>	<b>373</b>	<b>664</b>	<b>88</b>	<b>614</b>	<b>45</b>	<b>1558</b>	<b>63</b>	<b>7231</b>	<b>1613</b>
Bad Checks	28	0	14	0	3	0	6	0	9	0	32	0
Curfew/Loitering/Vagrancy	0	32	3	8	0	0	0	0	0	14	156	473
Disorderly Conduct	182	57	23	48	47	3	21	6	58	2	679	62
Driving Under Influence	485	3	422	0	69	1	102	2	351	1	2572	11
Drunkenness	792	2	2157	2	163	0	215	1	6	0	3672	12
Family Offenses, Nonforcible	327	4	9	1	7	0	2	0	43	0	102	1
Liquor Laws Violations	155	3	470	5	25	14	56	23	40	1	739	206
Peeping Tom	4	0	0	0	0	0	0	0	2	0	6	0
Runaway	0	0	0	15	0	0	0	0	0	0	0	1
Trespass of Real Property	981	22	667	20	30	0	32	2	111	1	495	58
Conspiracy	3	0	2	0	0	0	0	0	0	0	0	0
All Other (except Traffic)	4821	29	1511	102	290	20	851	54	723	14	7711	214
<b>TOTAL GROUP B</b>	<b>7778</b>	<b>152</b>	<b>5278</b>	<b>201</b>	<b>634</b>	<b>38</b>	<b>1285</b>	<b>88</b>	<b>1343</b>	<b>33</b>	<b>16164</b>	<b>1038</b>
<b>GRAND TOTAL</b>	<b>14164</b>	<b>606</b>	<b>9049</b>	<b>574</b>	<b>1298</b>	<b>126</b>	<b>1899</b>	<b>133</b>	<b>2901</b>	<b>96</b>	<b>23395</b>	<b>2651</b>

# Adult and Juvenile Arrests By County, City and Other

ARRESTS BY OFFENSE	Waynesboro		Williamsburg		Winchester		Total City	
	Adult	Juv	Adult	Juv	Adult	Juv	Adult	Juv
Murder	1	0	1	0	1	0	161	6
Negligent Manslaughter	0	0	0	0	0	0	2	0
Kidnaping	1	0	11	0	3	0	506	11
Sex Offenses, Forcible	10	1	5	0	5	0	461	73
Robbery	6	0	2	5	5	0	918	225
Aggravated Assault	33	0	4	5	10	0	1894	200
Simple Assault/Intimidation	231	11	117	6	276	20	18153	1560
Arson	0	0	0	0	0	0	66	49
Extortion/Blackmail	0	0	0	0	0	0	19	13
Burglary	9	11	2	4	11	3	1535	403
Larceny	198	6	43	6	283	77	11564	1884
Motor Vehicle Theft	10	1	1	0	1	0	297	69
Counterfeiting/Forgery	7	0	6	0	7	0	743	10
Fraud	17	0	14	0	24	0	1846	59
Embezzlement	11	0	6	2	5	0	610	8
Stolen Property	6	0	3	0	6	0	443	59
Vandalism	23	9	7	0	21	6	1614	292
Drug/Narcotic Offenses	79	3	79	6	268	6	14829	819
Sex Offenses, Nonforcible	0	0	0	0	0	0	37	6
Pornography	0	0	0	0	1	0	54	5
Gambling	0	0	0	0	0	0	63	0
Prostitution	0	0	0	0	0	0	465	3
Bribery	0	0	0	0	0	0	6	0
Weapon Law Violations	8	1	4	1	14	1	1528	153
<b>TOTAL GROUP A</b>	650	43	305	35	941	113	57814	5907
Bad Checks	5	0	1	0	6	0	677	2
Curfew/Loitering/Vagrancy	0	0	0	0	0	4	213	1066
Disorderly Conduct	12	0	9	1	24	0	2476	318
Driving Under Influence	94	0	102	1	281	0	10714	41
Drunkenness	143	1	133	0	470	0	18297	50
Family Offenses, Nonforcible	5	0	2	0	6	2	1539	28
Liquor Laws Violations	22	5	32	1	84	21	4743	545
Peeping Tom	0	0	1	0	0	0	28	0
Runaway	0	25	0	0	0	0	0	1070
Trespass of Real Property	18	2	11	0	24	1	6519	378
Conspiracy	0	0	0	0	0	0	32	4
All Other (except Traffic)	398	20	40	5	844	14	48766	2753
<b>TOTAL GROUP B</b>	697	53	331	8	1739	42	94004	6255
<b>GRANDTOTAL</b>	1347	96	636	43	2680	155	151818	12162

# Adult and Juvenile Arrests By County, City and Other

ARRESTS BY OFFENSE	College/Univ		Other Agency		Total Other		Total State	
	Adult	Juv	Adult	Juv	Adult	Juv	Adult	Juv
Murder	0	0	0	0	0	0	265	12
Negligent Manslaughter	0	0	1	0	1	0	5	0
Kidnaping	1	0	0	0	1	0	978	20
Sex Offenses, Forcible	4	1	0	0	4	1	1046	234
Robbery	6	0	1	0	7	0	1565	377
Aggravated Assault	12	0	6	0	18	0	3733	447
Simple Assault/Intimidation	72	2	23	0	95	2	36945	4730
Arson	0	0	0	0	0	0	146	135
Extortion/Blackmail	0	0	0	0	0	0	47	17
Burglary	4	10	5	0	9	10	3746	892
Larceny	84	6	65	1	149	7	27506	4839
Motor Vehicle Theft	2	1	11	0	13	1	824	184
Counterfeiting/Forgery	32	0	117	3	149	3	2124	49
Fraud	17	0	103	1	120	1	4292	151
Embezzlement	4	0	21	0	25	0	1599	26
Stolen Property	12	0	4	0	16	0	849	151
Vandalism	19	1	8	1	27	2	3806	982
Drug/Narcotic Offenses	364	17	330	7	694	24	34015	2765
Sex Offenses, Nonforcible	0	0	0	0	0	0	127	15
Pornography	1	0	0	0	1	0	171	43
Gambling	0	0	5	0	5	0	72	1
Prostitution	0	0	0	0	0	0	783	4
Bribery	0	0	0	0	0	0	9	0
Weapon Law Violations	12	1	358	13	370	14	3414	388
<b>TOTAL GROUP A</b>	<b>646</b>	<b>39</b>	<b>1058</b>	<b>26</b>	<b>1704</b>	<b>65</b>	<b>128067</b>	<b>16462</b>
Bad Checks	4	0	11	0	15	0	2266	5
Curfew/Loitering/Vagrancy	0	0	0	0	0	0	242	1995
Disorderly Conduct	83	4	13	0	96	4	4371	985
Driving Under Influence	402	2	212	0	614	2	29681	177
Drunkenness	971	2	244	0	1215	2	33678	209
Family Offenses, Nonforcible	1	0	3	1	4	1	2170	46
Liquor Laws Violations	916	20	1318	66	2234	86	10620	1844
Peeping Tom	1	0	0	0	1	0	55	3
Runaway	0	0	0	0	0	0	0	3512
Trespass of Real Property	190	3	624	23	814	26	10237	964
Conspiracy	0	0	4	0	4	0	103	5
All Other (except Traffic)	509	16	7939	116	8448	132	102470	5428
<b>TOTAL GROUP B</b>	<b>3077</b>	<b>47</b>	<b>10368</b>	<b>206</b>	<b>13445</b>	<b>253</b>	<b>195893</b>	<b>15173</b>
<b>GRAND TOTAL</b>	<b>3723</b>	<b>86</b>	<b>11426</b>	<b>232</b>	<b>15149</b>	<b>318</b>	<b>323960</b>	<b>31635</b>