

Investing Wisely Delivering Results



2016 Report to the Joint Commission on Transportation Accountability

November 7, 2016

Northern Virginia
Transportation Authority
The Authority for Transportation in Northern Virginia

What is the NVTA?

We are the preeminent transportation coordination, planning, programming and funding authority in Northern Virginia.



What does the NVTA do?



Working collaboratively and transparently to plan, prioritize and fund transportation projects in Northern Virginia.



NVTA Composition

The NVTA embraces the counties of Arlington, Fairfax, Loudoun and Prince William and the cities of Alexandria, Fairfax, Falls Church, Manassas and Manassas Park.

- Composed of 17 Members:
 - Chief elected officer from the 9 member localities or his/her designee
 - Two members of the House of Delegates
 - One State Senator
 - Two citizen members appointed by the Governor including one member of the Commonwealth Transportation Board
 - The chief elected officer of one town in a county which the Authority embraces (non-voting)
 - The Commonwealth Transportation Board Commissioner, or his/her designee (non-voting)
 - The Director of the Department of Rail and Public Transportation (DRPT), or his/her designee (non-voting)



NVTA Decisions

- **NVTA typically reaches decisions via consensus.**
- **Decisions of the Authority requires the affirmative vote of:**
 - Two-thirds of the members of the Authority present and voting;
 - Two-thirds of the representatives of the localities;
 - Two-thirds of the population.



Legislation

Legislation that governs the Authority and the usage of the Authority's revenues and project funding requirements.

- SB 576 (2002)
- HB 599 (2012)
- HB 2313 (2013)
 - HB 2 (2014)



NVTA Regional Revenue

HB 2313 revenues generate approximately \$340 million annually for transportation projects.

70% Regional Revenue provided to the NVTA and utilized for:

- Regional projects included in TransAction 2040, or updates, that have been evaluated by VDOT (in coordination with the CTB, DRPT and NVTA) for congestion reduction and emergency evacuation mobility (HB 599);
- The Authority gives priority to selecting projects that are expected to provide the greatest congestion reduction relative to the cost of the project.



NVTA Local Revenues

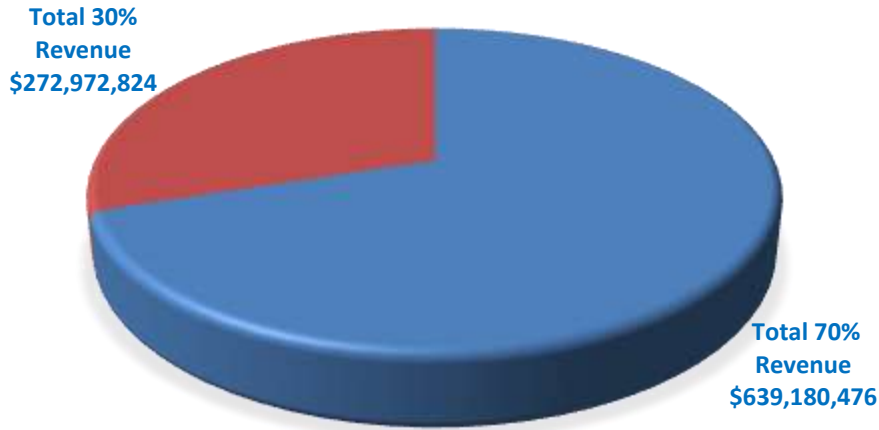
30% (Local funds) will be distributed to the individual localities and utilized for their transportation needs:

- Eligibility
 - Commercial and Industrial Property (C&I) Tax at 12.5%;
 - **OR** dedicate an equivalent amount to transportation;
 - **AND** maintain their average annual expenditures or disbursements for transportation purposes between FY2011 to FY2013.
- Uses
 - additional urban or secondary road construction;
 - for other capital improvements that reduce congestion;
 - for other transportation capital improvements which have been approved by the most recent long range transportation plan adopted by the Authority;
 - or for public transportation purposes.

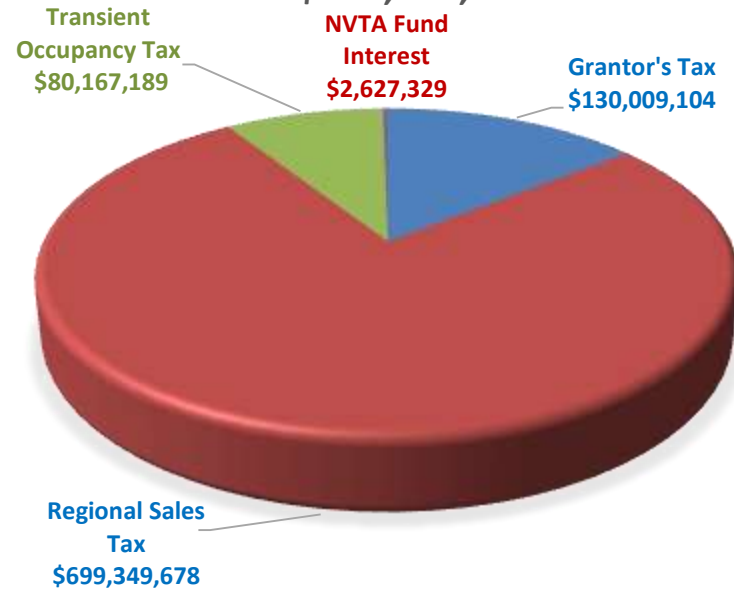


NVTA Revenues

NVTA TOTAL REVENUE RECEIVED*
\$912,153,300



NVTA REVENUE RECEIVED BY TAX TYPE*
\$912,153,300



*Revenues received through FYE June 30, 2016.



Maximizing Resources

The Authority's credit ratings demonstrate prudent financial leadership.

AA+

Aa1

AA+

STANDARD
& POOR'S

Fitch Ratings

MOODY'S

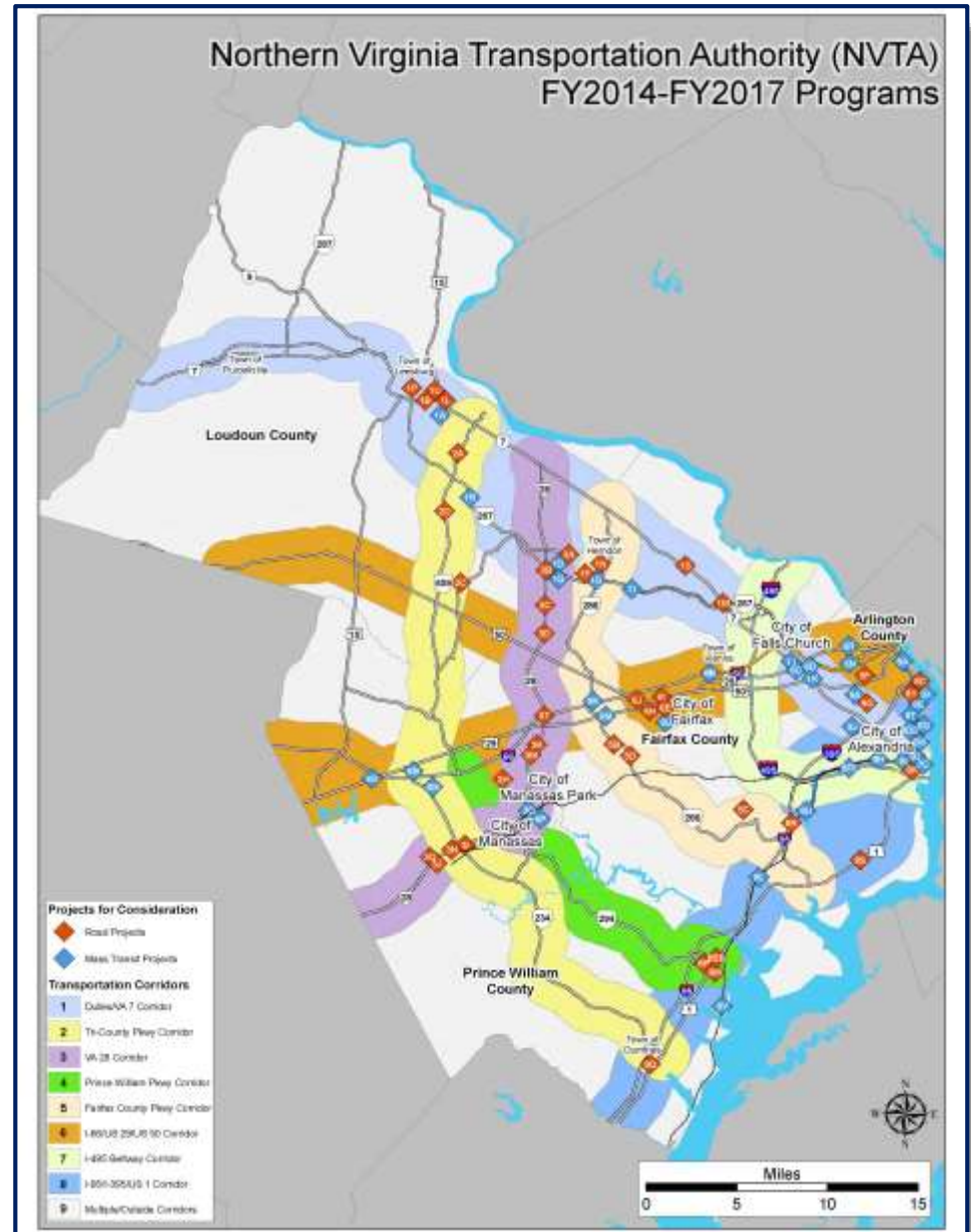


Regional Transportation Investments Funded in Three Years

79 Projects

\$990 million Total

8 Completed



Example of NVRTA Regional Investments (1 of 2)

- I-66/Route 28 Interchange Improvements
- Route 28 Widening in Fairfax, Loudoun and Prince William Counties, and the Cities of Manassas and Manassas Park
- Route 1 Widening in Fairfax and Prince William Counties
- Route 7 Widening in Fairfax County and the Town of Leesburg
- Loudoun County Parkway Widening
- Fairfax County Parkway Widening
- Columbia Pike Multimodal Improvements
- Belmont Ridge Road Widening

Example of NVTA Regional Investments (2 of 2)

- 34 New Bus Purchases
- 2 Bus Garage Facilities
- New 300 Space Park & Ride Facility
- 2 New Metro Stations (Innovation & Potomac Yard)
- New Crystal City Multimodal Center
- Metrorail Traction Power Upgrades (Orange & Blue Lines)
- 8 VRE System/Infrastructure Expansion Projects

Example of Projects Utilizing 30% Revenues (1 of 2)

\$273 Million Total

Jurisdiction	Project Name	Phases Funded	30% Local Fund
Arlington County	Arlington Transit Vehicle Facility and Satellite Parking	Design, CN	\$ 2,199,582
	Capital Bikeshare (Multiple Locations)	Operations, Expansion	\$ 1,499,442
	Old Dominion Dr, Phase II (Rt 309 from 38th St N to Glebe Rd)	Design, CN	\$ 1,193,732
	Traffic Signal Rebuilds, Infrastructure Upgrades, Facilities (Multiple Locations)	CN	\$ 879,451
	Walter Reed Dr (5 th Street to Columbia Pike)	Design, CN	\$ 356,000
	Washington Blvd Signal Rebuilds	CN	\$ 350,000
	Traffic Counts (Multiple Locations)	Other	\$ 304,857
	Five Points Intersection	CN	\$ 300,000
	Arterial Street Safety Improvements (Multiple Locations)	Design, CN	\$ 208,199
	ART Bus Procurement	CN	\$ 139,504
	McKinley Rd Safe Routes to School Accessibility	Design, CN	\$ 127,301
	Transit Development Plan & ART Asset Management Plan	Study	\$ 125,613
	Bus Stops and Shelters (Clarendon, Courthouse, Shirlington)	Design, CN	\$ 119,458
	Program Administration	Other	\$ 63,140
	Carlin Springs Rd Signal Rebuilds	CN	\$ 50,000
	Old Dominion Dr Missing Link	Design	\$ 44,703
	Arlington Blvd and Manchester St Intersection	Design	\$ 32,360
	Ballston-MU Metrorail Station West Entrance	Design	\$ 12,512
	N Glebe Rd (Carling Springs Rd to Pershing Dr)	Design	\$ 3,920
	Walter Reed Dr (Arlington Mill and Four Mile Run)	Design	\$ 3,650
Court House Metrorail Station Second Elevator	Design	\$ 1,723	
Fairfax County	Fairfax Connector Service	Operations	\$ 8,483,924
	Frontier Dr Extension	PE, Design	\$ 3,000,000
	Town Center Pkwy DTR Underpass Rail Support	PE, Design	\$ 2,104,067
	Various Project Implementation Works	N/A	\$ 1,245,168
	Braddock Rd Multimodal Study	PE, Design	\$ 1,017,971
	Herndon Metrorail Station Parking Garage	PE, Design	\$ 552,725
	Studies/Planning (Traffic Counts)	N/A	\$ 505,563
	Innovation Center Metrorail Station Parking Garage	PE, Design	\$ 347,600
	Spot Roadway Program	All	\$ 299,908
	Soapstone Dr DTR Overpass	PE, Design	\$ 200,127
	Shirley Gate Extn/Fairfax County Pkwy/Popes Head Interchange	PE, Design	\$ 136,237
	Shirley Gate Extn (Planning)	N/A	\$ 122,605
	Rt 1 Bus Rapid Transit	Study	\$ 121,449
	Seven Corners Interchange Improvements	PE, Design	\$ 113,885
Tysons Projects (Boone Blvd/Gosnell Feasibility Study)	Study	\$ 66,587	
Rt 1 Study (Pohick to Occoquan)	N/A	\$ 33,940	
Loudoun County	Sterling Blvd Extended (Pacific Blvd to Moran Rd)	Design, ROW, Utility, CN	\$ 7,316,000
	Riverside Pkwy (Lexington Dr to Loudoun County Pkwy)	ROW, Utility, CN	\$ 6,000,000
Prince William County	Minnieville Rd (Dumfries Rd to Spriggs Rd)	CN	\$ 21,700,000
	Minnieville Rd (Spriggs Rd to Rt 234)	ROW, CN, Project Mgmt	\$ 19,950,000
	Prince William Pkwy (Old Bridge Rd to Minnieville Rd)	ROW, CN, Project Mgmt	\$ 1,750,000
	Rt 1 Jefferson Davis Hwy (Neabsco Mills Rd to Featherstone Rd)	ROW	\$ 1,200,000
	Neabsco Mills Rd Widening (Rt 1 to Smoke Ct) *Subject to VDOT agreement	ROW	\$ 1,000,000

Example of Projects Utilizing 30% Revenues (2 of 2)

\$273 Million Total

Jurisdiction	Project Name	Phases Funded	30% Local Fund
City of Alexandria	DASH Bus Fleet Replacement	Bus Procurement	\$ 7,800,000
	WMATA Capital Contribution	Design, CN	\$ 3,100,000
	Rt 1 Transitway Operations	Operations	\$ 1,800,000
	Bus Shelters and Benches	CN	\$ 1,100,000
	Seminary Rd at Beauregard St Ellipse	Design	\$ 425,000
	Rt 1 at E Reed Intersection Improvements	CN	\$ 350,000
	Cameron St & Prince St Pedestrian and Bicycle Facilities	CN	\$ 300,000
	Access to Transit - City Sidewalk Connections	CN	\$ 60,000
	City of Fairfax	CUE Operations	Operations
Jermantown Rd		CN	\$ 869,302
Roadbed Reconstruction (Rt 50 Kamp Washington to Fairchester Dr)		CN	\$ 264,760
Traffic Signal Preemption		CN	\$ 100,188
George Snyder Trail		CN	\$ 93,329
Traffic Signal Upgrades		CN	\$ 35,214
Old Town Sidewalk Spot Widening Study and Preliminary Engineering		Study, Engineering	\$ 34,976
Burke Station Rd Sidewalk		PE, ROW	\$ 32,259
Old Town Traffic Study		Study	\$ 14,841
Orchard Dr Sidewalk Design		PE	\$ 14,775
Government Center Pkwy Extension		PE	\$ 12,715
Orchard St/CBR Intersection Evaluation		PE	\$ 11,517
University Dr Road Diet		PE	\$ 6,618
University Dr Extension		PE	\$ 3,014
Northfax West Planning		PE	\$ 2,258
Emergency Power Battery Backup		CN	\$ 437
City of Falls Church	Pedestrian Access to Transit (Rt 29 S Washington St)	PE, ROW, CN, Inspection	\$ 2,603,520
	WMATA Capital Contribution (Citywide)	Operations	\$ 700,000
	Bus Stop Changes - Shelters and Wayfinding (Rt 7, Multiple Locations)	PE, ROW, CN	\$ 475,739
	Pedestrian Access Program (Citywide)	PE, ROW, CN	\$ 195,000
	Bridges (Citywide)	PE, ROW, CN	\$ 125,000
City of Manassas	Prince William St (Grant Ave to Wellington Rd)	ROW, CN	\$ 1,259,000
	Dean Dr Extended (Rt 28 to existing Dean Drive)	PE, ROW, CN	\$ 1,219,000
	Battle St (Portner St to Quarry Rd)	PE, ROW, CN	\$ 280,000
	Grant Ave (Lee Ave to Wellington Rd)	PE, ROW, CN	\$ 135,000
	Mathis Ave Sidewalk (Maple St to Sudley St)	CN	\$ 135,000
	Citywide Traffic Improvements	CN	\$ 19,620
City of Manassas Park	No projects		
Town of Dumfries	Sidewalk along Possum Point Rd	CN	\$ 97,289
Town of Herndon	Elden St and Center St Intersection Improvements	PE, Eng, ROW, Utility, CN	\$ 850,000
	Van Buren St Improvements (Old Spring St to Herndon Pkwy)	ROW, Utility	\$ 778,000
Town of Leesburg	Evergreen Mill Rd Widening (Leesburg S Corporate Limits to S King St)	Design, ROW, CN	\$ 3,783,037
Town of Purcellville	Nursery Ave Improvements	Design, CN	\$ 792,323
Town of Vienna	Follin Ln SE Reconstruction (Echols St SE to Maple Ave)	PE, ROW, CN	\$ 1,300,000
TOTAL			\$ 34,280,483

Note: This list was generated on October 5, 2016 based on responses from jurisdictions to an NVTA staff request for a 30% Local Distribution Funds project list.

Investments Throughout the Region



Route 28 Groundbreaking



Belmont Ridge Road Groundbreaking



West Ox Road Bus Garage Groundbreaking

Investments Throughout the Region

Ribbon Cuttings for
New Buses



Investments Throughout the Region



Looking Ahead

- **Transparency and Collaboration**
- **Update of TransAction, Region's Long-Range Transportation Plan**
 - First update since the passage of HB 2313
 - Incorporation of HB 599
 - Scenario Planning
 - Land Use
 - Disruptive and Alternative Technologies
 - **Guide the Region's first Six Year Program (FY2018-2023)**
 - \$1.7 billion in anticipated Revenues for the Six Year Program
- **Continue to Focus on Regional Projects and Priorities, not different Local Interests**



TransAction Update Schedule

NOVEMBER 2015

TransAction Kickoff

SPRING 2016

**Confirming Objectives
and Needs**

Public Outreach

FALL 2016

Developing Scenarios

Public Outreach

WINTER 2016–17

**Identifying Regional
Priorities**

SPRING 2017

**Draft Report and
Public Hearings**

Public Outreach


SUMMER/FALL 2017

**Anticipated Adoption
by NVT A**

As part of our Fall Public Outreach, the NVT A is conducting a brief survey to learn how the public thinks we should prioritize different approaches to addressing a broad range of transportation needs. The survey can be found at: www.NVTATransAction.org.



Significant Planning/Programming Milestones



Note: Milestones shown in Calendar Year in which event was/will be enacted or adopted



How You Can Get Involved?

- Visit our websites: www.TheNoVaAuthority.org and www.NVTATransAction.org.
- Engage with your local governments (counties, cities and towns) and attend NVTVA public meetings.
- Join our e-mail list: www.TheNoVaAuthority.org.
- Like us on [Facebook](#).
- Follow us on [Twitter @NVTAuthority](#) and [@NVTATransAction](#).
- Watch us on [YouTube](#).



The Authority: Working Regionally



Northern Virginia
Transportation Authority
The Authority for Transportation in Northern Virginia

