
COMMONWEALTH OF VIRGINIA

GENERAL FUND PRELIMINARY (UNAUDITED) ANNUAL REPORT

For the Fiscal Year Ended June 30, 2018

Presented on a Cash Basis



David A. Von Moll
Comptroller
August 10, 2018

This page intentionally left blank

TABLE OF CONTENTS

Comptroller's Letter of Transmittal	iii
-------------------------------------	-----

SUMMARY OF GENERAL FUND ACTIVITY

Preliminary Balance Sheet – General Fund – Cash Basis	2
Preliminary Statement of Revenues, Expenditures, and Changes in Fund Balance – General Fund – Cash Basis	3
Preliminary Statement of Revenues, Expenditures, and Changes in Fund Balance – Budget and Actual – General Fund – Cash Basis	4
Preliminary Comparison of Selected Sum-Sufficient Final Budget Appropriations with Actual Expenditures – General Fund – Cash Basis	5

GENERAL FUND GRAPHICS AND SUPPLEMENTAL SCHEDULES

General Fund – Fund Balance, Fiscal Years 2014-2018	9
General Fund – Cash, Cash Equivalents, and Investments, Fiscal Years 2014-2018	9
General Fund – Revenues by Revenue Class and Other Sources, Fiscal Year 2018	10
General Fund – Expenditures by Function and Other Uses, Fiscal Year 2018	10
General Fund – Expenditures by Object, Fiscal Year 2018	11
General Fund – Revenues and Other Sources and Expenditures and Other Uses by Month, Fiscal Year 2018	11
General Fund – Expenditures by Function and Significant Service Area, Fiscal Year 2018	12
General Fund – Other Financing Sources and Uses by Significant Service Area, Fiscal Year 2018	13

<u>GENERAL FUND NOTES</u>	15
----------------------------------	----

<u>GLOSSARY</u>	22
------------------------	----

This page intentionally left blank



COMMONWEALTH of VIRGINIA

DAVID A. VON MOLL, CPA
COMPTROLLER

Office of the Comptroller

P. O. BOX 1971
RICHMOND, VIRGINIA 23218-1971

August 10, 2018

The Honorable Ralph S. Northam
Governor
Commonwealth of Virginia
State Capitol
Richmond, Virginia 23219

Dear Governor Northam:

In compliance with the provisions of Section 2.2-813 of the *Code of Virginia*, I hereby submit my preliminary annual report on the financial condition of the General Fund of the Commonwealth for the fiscal year ended June 30, 2018.

The Commonwealth ended fiscal year 2018 with a total fund balance in the General Fund of \$1.8 billion measured on the cash basis of accounting. This is an increase of \$447.1 million, or 33.4 percent, from last year's ending fund balance of \$1.3 billion. Planned (budgeted) decreases in General Fund balance for this year were \$637.7 million. The difference between the planned decrease and actual increase is primarily attributed to revenue collections and other sources being approximately \$702.6 million more than expected and expenditures and other uses being approximately \$382.2 million less than budgeted. This report includes funds that are defined as part of the General Fund pursuant to Governmental Accounting Standards Board Statement No. 54 (GASB No. 54), *Fund Balance Reporting and Governmental Fund Type Definitions*. Accordingly, \$221.0 million of the ending fund balance is attributable to these funds, such as the Water Quality Improvement Fund and the Commonwealth's Development Opportunity Fund. Additional information on fund equity is located in Note 5, and fund balance classifications are shown in the first graph on page 9.

Revenue Stabilization Fund

The Revenue Stabilization Fund is routinely segregated from the General Fund, but Virginia law directs that the Revenue Stabilization Fund be included as a component of the General Fund for financial reporting purposes. Therefore, it is included here both as a cash asset and as a restricted component of fund balance. The Revenue Stabilization Fund can be used only for constitutionally authorized purposes.

The Revenue Stabilization Fund has principal and interest on deposit of \$283.3 million restricted as a part of the General Fund balance. During fiscal year 2018, in accordance with the provisions of Article X, Section 8 of the *Constitution of Virginia* and Section 2.2-1830 of the *Code of Virginia*, a withdrawal of \$272.5 million was made from the fund.

Under the provisions of Article X, Section 8 of the *Constitution of Virginia*, a deposit of \$262.9 million is required during fiscal year 2020 based on fiscal year 2018 revenue collections.

Section 2.2-1829(b) of the *Code of Virginia* requires an additional deposit into the Fund when specific criteria have been met. No such deposit is required since the specified criteria were not met for fiscal year 2018.

Revenue Reserve Fund

The Revenue Reserve Fund is routinely segregated from the General Fund, but Virginia law directs that the Revenue Reserve Fund be included as a component of the General Fund for financial reporting purposes. Therefore, it is included here both as a cash asset and as a committed component of fund balance.

Section 2.2-1831.2 of the *Code of Virginia* established the Revenue Reserve Fund. As of June 30, 2018, the fund has principal and interest on deposit of \$156.4 million committed as a part of the General Fund balance.

This fund was established to mitigate certain anticipated revenue shortfalls when appropriations based on previous revenue forecasts exceed expected revenues in subsequent forecasts. Pursuant to Chapter 1, 2018 Acts of Assembly Special Session 1 Enactment Clause 7, the Department of Planning and Budget has identified a deposit of \$234.4 million to be made during fiscal year 2019. This amount represents the fiscal year 2018 revenue collections in excess of the official estimate reduced by the fiscal year 2020 mandatory deposit to the Revenue Stabilization Fund and statutory deposit to the Water Quality Fund for excess revenues. This amount is also reported as a part of committed fund balance.

Amounts Available for Reappropriation

Section 4-1.05a.1 of Chapter 1 requires reappropriation of 2018 fiscal year unexpended appropriations for Legislative and Judicial Departments, as well as Independent Agencies and states that institutions of higher education reappropriations are subject to Section 23.1-1002 of the *Code of Virginia*. Additionally, this Section specifies that unexpended balances in the Executive Department will be reappropriated where required by the *Code of Virginia*, where necessary for the payment of preexisting obligations, or where the Governor determines reappropriation is appropriate. Section 4-0.01b provides that all appropriations, however, are declared to be conditioned on the receipt of sufficient revenue to support them.

Based on an analysis by the Department of Planning and Budget of unexpended appropriations and balances at June 30, 2018, the following amounts have been committed: \$7.3 million for capital outlay project needs; \$30.2 million for health care services; \$2.8 million for central capital planning; \$34.0 million for communication sales and use tax distributions; \$17.1 million for natural disaster sum sufficient amounts; \$77.0 million for mandatory reappropriations; \$73.8 pending transfer to the Water Quality Improvement Fund; \$390.8 million for the Revenue Reserve Fund; and \$500,000 for local government fiscal distress relief.

In addition, the Department of Planning and Budget has identified \$212.2 million as available balances to meet the requirements of Chapter 2 and \$164.0 million to be assigned for discretionary reappropriations.

Of the remaining unexpended balance of \$2.5 million, \$1.7 million is committed for deposit into the Transportation Trust Fund and \$836,000 is committed for nonrecurring expenditures as required by Section 2.2-1514 of the *Code of Virginia*.

Additionally, restricted balances of \$3.1 million, committed balances of \$153.1 million and assigned balances of \$64.8 million are being reported due to the inclusion of additional funds pursuant to GASB No. 54.

Virginia Water Quality Improvement Fund

Section 10.1-2128 of the *Code of Virginia* established the Virginia Water Quality Improvement Fund. The Fund has \$19.3 million on deposit committed as part of the General Fund balance. The Fund was established to provide Water Quality Improvement Grants to various entities to assist in pollution prevention and reduction. The Fund shall consist of amounts appropriated by the General Assembly. Unless otherwise specified by the general appropriation act, these appropriations shall consist of ten percent of revenues collected in excess of the official estimate and ten percent of any unrestricted and uncommitted fund balance not required for reappropriation. For the year ended June 30, 2018, \$55.3 million and \$18.5 million that represent ten percent of the revenue collected in excess of the official estimate and ten percent of any unrestricted and uncommitted fund balance not required for reappropriation, respectively, have been committed. For additional information regarding the Virginia Water Quality Improvement Fund, see Note 11.

Basis of Presentation

This preliminary annual report is comprised of cash basis financial statements that present the financial condition, results of operations, and changes in fund balance of the Commonwealth's General Fund. The notes to the financial statements are an important and integral part of the statements.

This preliminary report is presented on an unaudited basis. In preparing this report, we relied upon the internal accounting controls of the Commonwealth that are designed to provide management with reasonable, but not absolute, assurances that assets are safeguarded against loss from unauthorized use or disposition, and that transactions are executed in accordance with management's authorization and are properly recorded to permit the preparation of financial statements.

Final Report and Award

The final Annual Report of the Comptroller, due on December 15, 2018, will include certain accruals and other information required for conformance with generally accepted accounting principles. It will be audited by the Auditor of Public Accounts.

We are proud to report that the Comprehensive Annual Financial Report for the year ended June 30, 2017, was awarded the Certificate of Achievement for Excellence in Financial Reporting from the Government Finance Officers Association of the United States and Canada (GFOA). Virginia's Annual Report has received this award for 32 consecutive years. In addition, Virginia received a companion award from the GFOA for its fiscal year 2017 Popular Report, entitled *Virginia Financial Perspective*. Virginia's Popular Report has received this award for 23 consecutive years.

Respectfully submitted,

David A. Von Moll

This page intentionally left blank

SUMMARY OF GENERAL FUND ACTIVITY



Commonwealth of Virginia
Preliminary Balance Sheet
General Fund - Cash Basis (Unaudited)
June 30, 2018
(Dollars in Thousands)

Assets		
Cash, Cash Equivalents, and Investments	\$ 1,890,814	
Cash and Travel Advances	483	
Other Assets	180	
Due From Other Funds (Note 4)	<u>75</u>	
Total Assets		<u>\$ 1,891,552</u>
Liabilities and Fund Equity		
Liabilities:		
Payments Awaiting Disbursement	92,931	
Deposits Pending Distribution	4,765	
Due To Other Funds (Note 4)	<u>6,892</u>	
Total Liabilities		\$ 104,588
Fund Equity (Note 5):		
Restricted Fund Balance:		
Revenue Stabilization Fund (Note 6)	283,275	
Revenue Stabilization Reserve 2020 (Note 6)	262,941	
Lottery Proceeds Fund (Note 7)	7,675	
Water Supply Assistance Grant Fund	<u>3,132</u>	
Total Restricted Fund Balance		<u>557,023</u>
Committed Fund Balance (Note 8):		
Amount Required for Reappropriation of		
2018 Unexpended Balances for Capital Outlay and Restoration Projects	7,274	
Virginia Health Care Fund	30,217	
Central Capital Planning Fund	2,773	
Communication Sales and Use Tax (Note 9)	34,002	
Commonwealth's Development Opportunity Fund	27,384	
Natural Disaster Sum Sufficient	17,070	
Amount Required for Mandatory Reappropriation	76,959	
Virginia Water Quality Improvement Fund (Note 11)	19,251	
Virginia Water Quality Improvement Fund - Part A (Note 11)	55,259	
Virginia Water Quality Improvement Fund - Part B (Note 11)	18,499	
Revenue Reserve Fund (Note 12)	156,439	
Revenue Reserve 2019 (Note 12)	234,392	
Local Government Fiscal Distress	500	
Transportation Trust Fund (Note 13)	1,671	
Nonrecurring Expenditures (Note 13)	836	
Economic and Technological Development	72,492	
Health and Public Safety	23,306	
Environmental Quality and Natural Resource Preservation	7,570	
Other	<u>3,162</u>	
Total Committed Fund Balance		<u>789,056</u>
Assigned Fund Balance (Note 8):		
Amount Required by Chapter 2	212,161	
Health and Public Safety	33,818	
Environmental Quality and Natural Resource Preservation	9,873	
Economic and Technological Development	6,200	
Amount Required for Discretionary Reappropriations	163,980	
Other	<u>14,853</u>	
Total Assigned Fund Balance		<u>440,885</u>
Total Fund Equity		<u>\$ 1,786,964</u>
Total Liabilities and Fund Balance		<u>\$ 1,891,552</u>

The accompanying notes are an integral part of this statement.

Commonwealth of Virginia
Preliminary Statement of Revenues, Expenditures,
and Changes in Fund Balance
General Fund - Cash Basis (Unaudited)
For the Fiscal Years Ended June 30, 2014 through June 30, 2018
(Dollars in Thousands)

	Year Ended				
	June 30, 2018	June 30, 2017	June 30, 2016	June 30, 2015	June 30, 2014
Revenues:					
Taxes:					
Individual and Fiduciary Income	\$ 14,105,766	\$ 13,052,887	\$ 12,555,624	\$ 12,328,675	\$ 11,253,348
Sales and Use	3,827,078	3,720,552	3,651,400	3,587,849	3,400,486
Corporation Income	861,897	826,961	764,948	831,907	757,491
Communications Sales and Use (Note 9)	384,162	395,733	406,707	417,209	422,823
Deeds, Contracts, Wills, and Suits	403,236	403,459	377,699	354,461	318,998
Premiums of Insurance Companies	337,947	340,910	339,081	300,641	320,421
Alcoholic Beverage Sales	231,836	222,354	217,594	207,802	199,225
Tobacco Products	160,383	171,198	178,741	178,996	180,626
Estate	932	8,202	222	98	196
Public Service Corporations	98,672	95,084	92,586	98,537	98,156
Other Taxes	39,392	31,048	32,107	30,251	28,760
Total Taxes	20,451,301	19,268,388	18,616,709	18,336,426	16,980,530
Rights and Privileges	90,780	85,919	84,628	78,654	79,085
Sales of Property and Commodities	62,597	31,515	42,671	28,930	30,682
Assessments and Receipts for Support of Special Services	5,230	4,008	3,539	1,582	931
Institutional Revenue	37,926	36,137	36,819	38,240	36,143
Interest, Dividends, and Rents	72,083	61,130	57,680	54,626	78,333
Fines, Forfeitures, Court Fees, Penalties, and Escheats	209,869	222,600	222,039	216,698	211,512
Federal Grants and Contracts	6,796	6,720	3,868	6,416	9,454
Receipts from Cities, Counties, and Towns	11,084	18,360	16,951	16,533	16,318
Private Donations, Gifts and Contracts	540	476	364	775	438
Tobacco Master Settlement	58,267	49,019	47,664	48,207	48,693
Other	316,477	235,237	225,342	158,807	190,636
Total Revenues (Note 2)	21,322,950	20,019,509	19,358,274	18,985,894	17,682,755
Expenditures:					
General Government	2,405,220	2,388,305	2,497,121	2,273,965	2,215,179
Education	8,740,117	8,450,900	8,095,292	7,928,734	7,755,863
Transportation	202	236	328	836	773
Resources and Economic Development	397,794	445,102	413,406	413,053	406,052
Individual and Family Services	6,904,011	6,551,237	6,238,651	5,765,208	5,525,897
Administration of Justice	2,848,951	2,740,411	2,678,980	2,586,618	2,519,888
Capital Outlay	4,658	44,488	26,010	6,510	10,663
Total Expenditures	21,300,953	20,620,679	19,949,788	18,974,924	18,434,315
Revenues Over (Under) Expenditures	21,997	(601,170)	(591,514)	10,970	(751,560)
Other Financing Sources (Uses):					
Transfers:					
Operating Transfers In	869,785	904,255	775,363	866,913	770,542
Operating Transfers Out	(444,678)	(441,670)	(464,559)	(468,029)	(490,310)
Total Other Financing Sources (Uses)	425,107	462,585	310,804	398,884	280,232
Revenues and Other Sources Over (Under) Expenditures and Other Uses	447,104	(138,585)	(280,710)	409,854	(471,328)
Fund Balance, July 1					
Restricted (Note 5)	557,102	855,001	1,082,618	943,491	940,906
Committed (Note 5)	514,831	429,390	328,791	365,220	556,076
Assigned (Note 5)	267,927	194,054	347,746	40,590	323,647
Fund Balance, July 1	1,339,860	1,478,445	1,759,155	1,349,301	1,820,629
Fund Balance, June 30					
Restricted (Note 5)	557,023	557,102	855,001	1,082,618	943,491
Committed (Note 5)	789,056	514,831	429,390	328,791	365,220
Assigned (Note 5)	440,885	267,927	194,054	347,746	40,590
Fund Balance, June 30	\$ 1,786,964	\$ 1,339,860	\$ 1,478,445	\$ 1,759,155	\$ 1,349,301

The accompanying notes are an integral part of this statement.

Commonwealth of Virginia
Preliminary Statement of Revenues, Expenditures,
and Changes in Fund Balance - Budget and Actual
General Fund - Cash Basis (Unaudited)
For the Fiscal Year Ended June 30, 2018
(Dollars in Thousands)

General Fund				Final Budget/ Actual Variance Favorable (Unfavorable)
	Original Budget	Final Budget	Actual	
Revenues:				
Taxes:				
Individual and Fiduciary Income	\$ 13,390,000	\$ 13,491,900	\$ 14,105,766	\$ 613,866
Sales and Use	3,824,890	3,837,300	3,827,078	(10,222)
Corporation Income	840,600	874,000	861,897	(12,103)
Communications Sales and Use	407,000	396,500	384,162	(12,338)
Deeds, Contracts, Wills, and Suits	407,900	407,200	403,236	(3,964)
Premiums of Insurance Companies	364,800	362,100	337,947	(24,153)
Alcoholic Beverage Sales	233,700	232,000	231,836	(164)
Tobacco Products	175,800	176,500	160,383	(16,117)
Estate	-	800	932	132
Public Service Corporations	97,800	98,000	98,672	672
Other Taxes	33,850	35,191	39,392	4,201
Rights and Privileges	87,655	90,089	90,780	691
Sales of Property and Commodities	43,914	58,183	62,597	4,414
Assessments and Receipts for Support of Special Services	3,350	4,340	5,230	890
Institutional Revenue	44,681	41,278	37,926	(3,352)
Interest, Dividends, and Rents	62,554	69,406	72,083	2,677
Fines, Forfeitures, Court Fees, Penalties, and Escheats	220,905	213,405	209,869	(3,536)
Federal Grants and Contracts	6,160	6,230	6,796	566
Receipts from Cities, Counties, and Towns	19,390	11,116	11,084	(32)
Private Donations, Gifts and Contracts	237	705	540	(165)
Tobacco Master Settlement	48,496	48,000	58,267	10,267
Other	181,117	180,616	316,477	135,861
Total Revenues (Note 2)	20,494,799	20,634,859	21,322,950	688,091
Expenditures:				
Current:				
General Government	2,672,465	2,524,715	2,405,220	119,495
Education	8,699,487	8,819,740	8,740,117	79,623
Transportation	58	233	202	31
Resources and Economic Development	430,423	471,601	397,794	73,807
Individual and Family Services	6,844,106	6,988,389	6,904,011	84,378
Administration of Justice	2,771,756	2,878,675	2,848,951	29,724
Capital Outlay	56,663	12,429	4,658	7,771
Total Expenditures	21,474,958	21,695,782	21,300,953	394,829
Revenues Over (Under) Expenditures	(980,159)	(1,060,923)	21,997	1,082,920
Other Financing Sources (Uses):				
Transfers:				
Operating Transfers In	813,721	855,267	869,785	14,518
Operating Transfers Out	(443,350)	(432,042)	(444,678)	(12,636)
Total Other Financing Sources (Uses)	370,371	423,225	425,107	1,882
Revenues and Other Sources Over (Under) Expenditures and Other Uses	(609,788)	(637,698)	447,104	1,084,802
Fund Balance, July 1	1,339,860	1,339,860	1,339,860	-
Fund Balance, June 30	\$ 730,072	\$ 702,162	\$ 1,786,964	\$ 1,084,802

The accompanying notes are an integral part of this statement.

Commonwealth of Virginia
**Preliminary Comparison of Selected Sum-Sufficient Final Budget
 Appropriations with Actual Expenditures
 General Fund - Cash Basis (Unaudited)
 For the Fiscal Year Ended June 30, 2018
 (Dollars in Thousands)**

	<u>Original Budget Appropriations</u>	<u>Final Budget Appropriations</u>	<u>Actual Expenditures</u>	<u>Amount (Over) Under Final Budget</u>
Enactment of Laws	\$ 43,490	\$ 54,785	\$ 46,639	\$ 8,146
Financial Assistance to Localities -- From Sale of Alcoholic Beverages and Other Distributions	49,565	31,356	31,356	-
Financial Assistance for Special State Revenue Sharing -- From Sales Tax	1,377,942	1,379,600	1,383,323	(3,723)
Cash Management Improvement Act Payment to the Federal Government	161	161	161	-
Totals	<u>\$ 1,471,158</u>	<u>\$ 1,465,902</u>	<u>\$ 1,461,479</u>	<u>\$ 4,423</u>

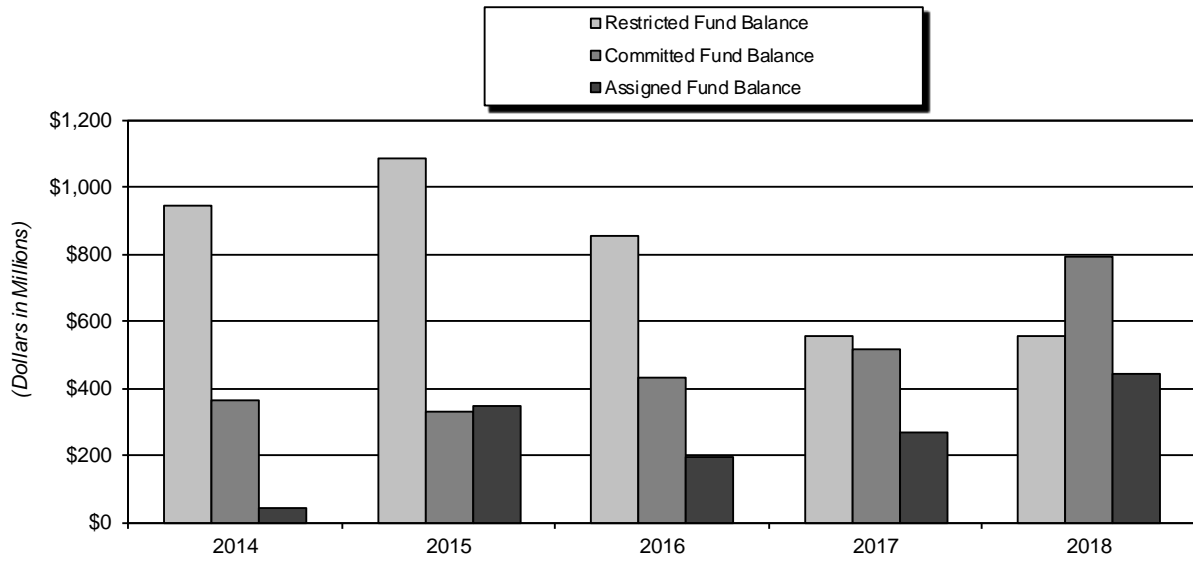
This page intentionally left blank

**GENERAL FUND GRAPHICS AND SUPPLEMENTAL
SCHEDULES**

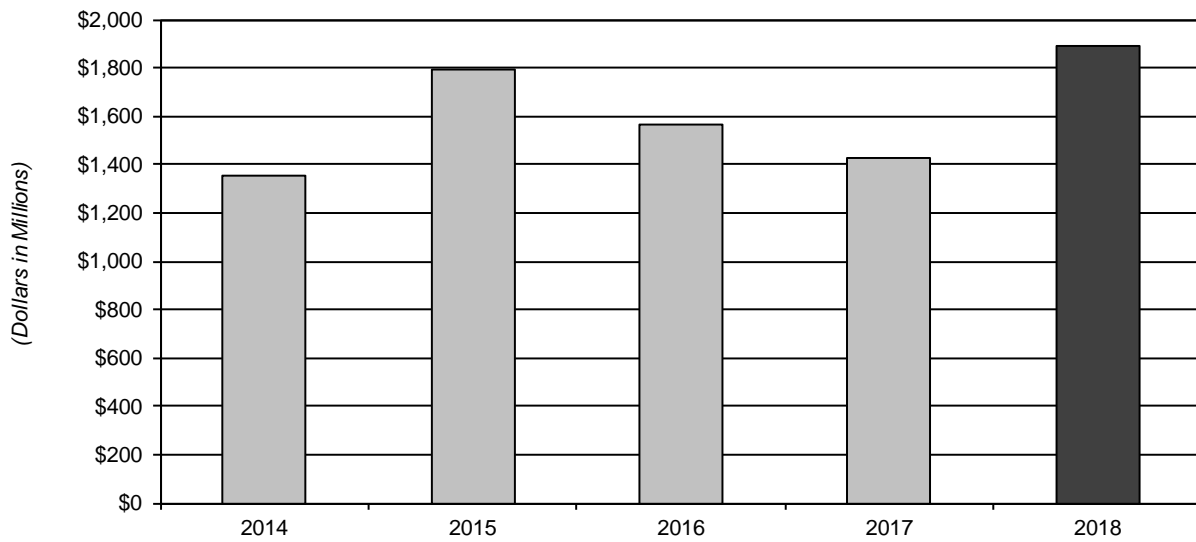


This page intentionally left blank

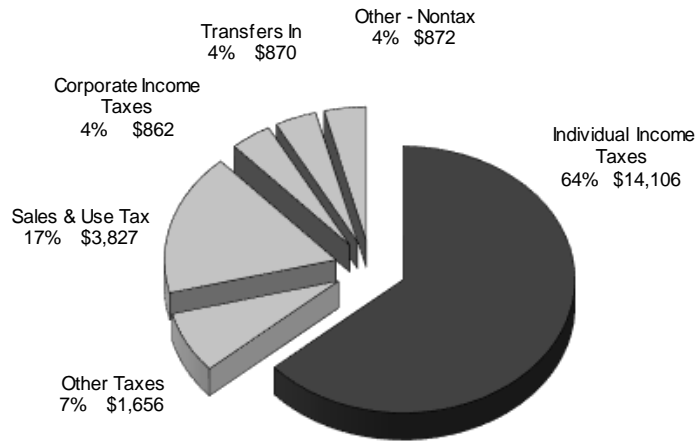
**General Fund
Fund Balance
Fiscal Years 2014-2018**



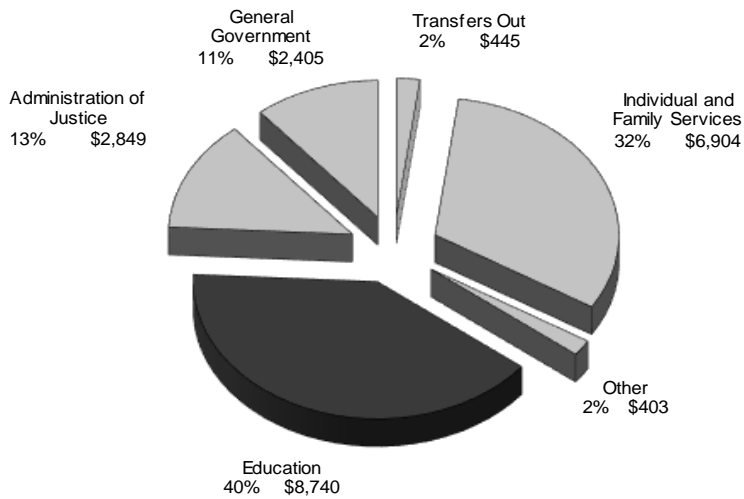
**General Fund
Cash, Cash Equivalents, and Investments
Fiscal Years 2014-2018**



**General Fund
Revenues by Revenue Class and Other Sources
Fiscal Year 2018
(Dollars in Millions)**

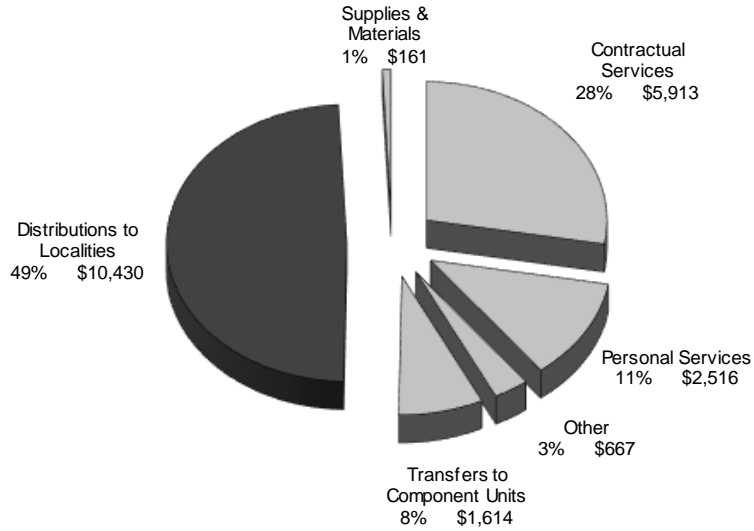


**General Fund
Expenditures by Function and Other Uses
Fiscal Year 2018
(Dollars in Millions)**

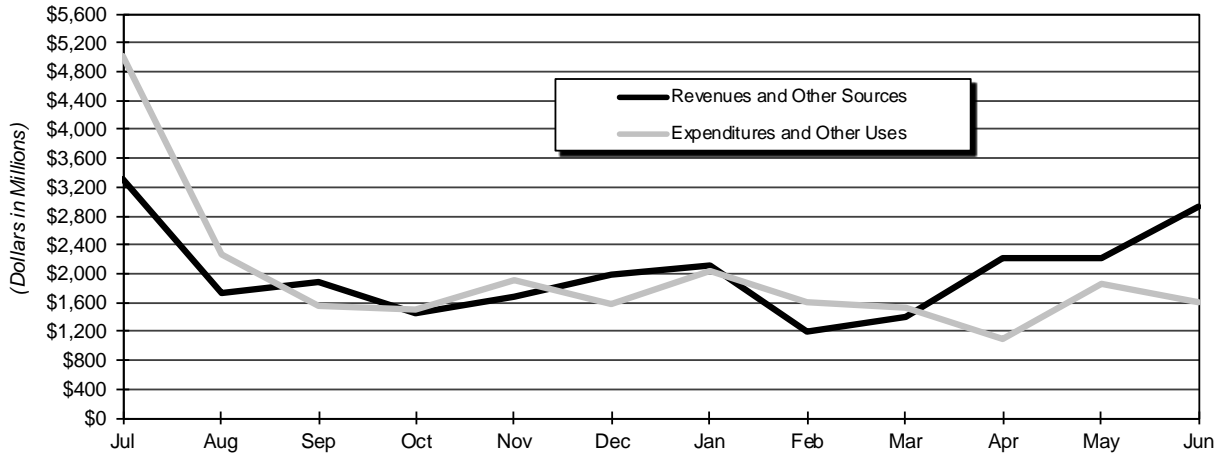


Note: General Government expenditures include \$950.0 million paid to localities pursuant to the Personal Property Tax Relief Act of 1998 and \$386.1 million in communication sales tax distributions. This represents 55.5 percent of the General Government expenditures.

**General Fund
Expenditures by Object
Fiscal Year 2018
(Dollars in Millions)**



**General Fund
Revenues and Other Sources and
Expenditures and Other Uses by Month
Fiscal Year 2018**



Note: July expenditures include \$1.1 billion in payments to Higher Education.

**General Fund
Expenditures by Function and Significant Service Area
Fiscal Year 2018
(Dollars in Thousands)**

Function:	Significant Service Area:	Amount	Totals
Education	Grades K-12	\$ 6,614,504	
	Higher Education	1,983,939	
	Other	141,674	
		<u>8,740,117</u>	\$ 8,740,117
Individual and Family Services	Medical Assistance Services	5,175,573	
	Behavioral Health and Developmental Services	756,358	
	Social Services	413,691	
	Children's Services	240,937	
	Health	166,693	
	Other	150,759	
		<u>6,904,011</u>	6,904,011
Administration of Justice	Corrections	1,510,819	
	Sheriffs and Inmate Confinement - Compensation Board	501,806	
	Courts	431,665	
	State Police	309,834	
	Other	94,827	
		<u>2,848,951</u>	2,848,951
General Government	Car Tax Relief (PPTRA)	950,000	
	Debt Service - Component Units	390,278	
	Communication Sales Tax Distribution	386,071	
	Criminal Justice - Locality Assistance	177,964	
	Constitutional Officers - Compensation Board	173,471	
	Tax Administration	102,291	
	Other	225,145	
	<u>2,405,220</u>	2,405,220	
Resources and Economic Development	Conservation and Recreation	78,763	
	Economic Development Partnership	62,523	
	Environmental Quality	43,718	
	Agriculture	34,699	
	Housing and Community Development	33,189	
	Tourism	20,047	
	Forestry	18,492	
	Mines, Minerals, and Energy	13,747	
	Marine Resources	13,011	
	Health - Water Improvement and Environmental Safety	11,167	
	Labor and Industry	10,169	
	Innovation and Entrepreneurship Investment	8,726	
	Social Services - Regulation of Facilities and Services	6,031	
	Historic Resources	5,818	
	Fort Monroe	5,055	
	Other	32,639	
	<u>397,794</u>	397,794	
Other	Capital Outlay	4,658	
	Transportation	202	
	<u>4,860</u>	4,860	
		<u>\$ 21,300,953</u>	<u>\$ 21,300,953</u>

**General Fund
Other Financing Sources and Uses by Significant Service Area
Fiscal Year 2018
(Dollars in Thousands)**

Other Financing Sources (Transfers In):

Significant Service Area	<u>Amount</u>	<u>Total</u>
Lottery	\$ 608,478	
ABC Transfers	183,973	
Transfers from Other Funds	<u>77,334</u>	
		<u>\$ 869,785</u>

Other Financing Uses (Transfers Out):

Significant Service Area	<u>Amount</u>	<u>Total</u>
Debt Service	\$ 355,159	
Transportation Programs	60,683	
Transfers to Other Funds	<u>28,836</u>	
		<u>\$ 444,678</u>

This page intentionally left blank

GENERAL FUND NOTES



COMMONWEALTH OF VIRGINIA

NOTES TO PRELIMINARY FINANCIAL STATEMENTS

JUNE 30, 2018

1. SUMMARY OF SIGNIFICANT ACCOUNTING POLICIES

A. Basis of Presentation

The accompanying General Fund financial statements of the Commonwealth of Virginia have been prepared on a cash basis of accounting. Revenues and expenditures are recorded according to the provisions of the Appropriation Act; therefore, no accruals of revenues or expenditures have been included.

The General Fund includes transactions related to cash received and used for those services traditionally provided by a state government, which are not reported in other funds. It is a governmental fund, and therefore, its focus is on the measurement of financial position and related changes thereto, rather than on income determination.

All funds will be presented using the appropriate bases of accounting as defined by generally accepted accounting principles in the Annual Report of the Comptroller, due on December 15, 2018.

B. Budget

Budgetary amounts shown in the General Fund Statement of Revenue Collections and Estimates represent Chapter 836, 2017 Acts of Assembly (original), and Chapter 1, 2018 Acts of Assembly Special Session 1 (final), as adjusted for executive and other administrative actions. The Commonwealth's budget is prepared principally on a cash basis and represents appropriations as authorized by the General Assembly. The Governor, as required by the *Code of Virginia*, submits to the General Assembly a State budget composed of all proposed expenditures, estimated revenues and borrowings for a biennium.

The budget is prepared on a biennial basis; however, the budget of the General Fund contains separate appropriations for each year within the biennial budget, as approved by the General Assembly and signed into law by the Governor. For management control purposes, the budget is controlled at the program level. Under certain circumstances, the Director of the Department of Planning and Budget may transfer an appropriation within a State agency or from one State agency to another, provided that total fund appropriations, as contained within the budget, are not exceeded. Increases in General Fund appropriations must be approved by the General Assembly.

2. ANALYSIS OF GENERAL FUND REVENUE

The Department of Accounts produces a monthly General Fund Statement of Revenue Collections and Estimates which is published on the Secretary of Finance's website. The following analysis relates components of the Preliminary General Fund Statement of Revenues, Expenditures, and Changes in Fund Balance – Budget and Actual with the monthly revenue report for June 30, 2018. The inclusion of additional funds in the Preliminary General Fund Statement of Revenues, Expenditures, and Changes in Fund Balance – Budget and Actual has no impact on either the budgetary or statutory purposes of the funds considered General Fund for financial reporting purposes.

<i>(Dollars in Thousands)</i>	Final Revenue Budget	Total Actual Revenue
Amount per Preliminary Financial Statements	\$ 20,634,859	\$ 21,322,950
Amount per Monthly Statement of Revenue	19,328,200	19,880,775
Variance	<u>\$ 1,306,659</u>	<u>\$ 1,442,175</u>
Variance Attributable to the Following:		
Public Education Standards of Quality Fund - Sales and Use Tax revenue included on the Preliminary Financial Statements	\$ 379,100	\$ 376,561
Virginia Communications Sales and Use Tax Fund - Sales and Use Tax revenue included on the Preliminary Financial Statements	396,500	384,162
Virginia Water Quality Improvement Fund - Deeds, Contracts, Wills & Suits Tax revenue included on the Preliminary Financial Statements	-	8,319
Virginia Health Care Fund - Tobacco Products Tax revenue included on the Preliminary Financial Statements	176,500	160,383
Virginia Communications Sales and Use Tax Fund - Rights and Privileges revenue included on the Preliminary Financial Statements	360	405
Revenue Stabilization Fund - Interest, Dividends and Rents revenue included on the Preliminary Financial Statements	-	6,997
Lottery Proceeds Fund - Interest, Dividends and Rents revenue included on the Preliminary Financial Statements	400	1,172
Water Supply Assistance Grant Fund - Interest, Dividends and Rents revenue included on the Preliminary Financial Statements	-	54
Revenue Reserve Fund - Interest, Dividends and Rents revenue included on the Preliminary Financial Statements	-	44
Virginia Water Quality Improvement Fund - Interest, Dividends and Rents revenue included on the Preliminary Financial Statements	357	362
Commonwealth's Development Opportunity Fund - Interest, Dividends and Rents revenue included on the Preliminary Financial Statements	-	238
Virginia Communications Sales and Use Tax Fund - Interest, Dividends and Rents revenue included on the Preliminary Financial Statements	-	385
Virginia Health Care Fund - Fines, Forfeitures, Court Fees, Costs, Penalties, and Escheats revenue included on the Preliminary Financial Statements	2	1
Virginia Water Quality Improvement Fund - Private Donations, Gifts and Contracts revenue included on the Preliminary Financial Statements	52	26
Virginia Health Care Fund - Tobacco Master Settlement revenue included on the Preliminary Financial Statements	48,000	58,267
Virginia Health Care Fund - Medicaid claims payable recoveries included as other revenue on the Preliminary Financial Statements	120,839	183,355
Central Capital Planning Fund - Other Revenue included on the Preliminary Financial Statements	-	37,103
Commonwealth's Development Opportunity Fund - Other Revenue included on the Preliminary Financial Statements	-	4,747
Virginia Water Quality Improvement Fund - Other revenue included on the Preliminary Financial Statements	26	798
Lottery Proceeds Fund - Other revenue included on the Preliminary Financial Statements	-	11
Transfers from Fiduciary Funds and Component Units included in revenue on the Preliminary Financial Statements	24,483	28,046
Other items included in revenue on the Preliminary Financial Statements	160,040	190,739
	<u>\$ 1,306,659</u>	<u>\$ 1,442,175</u>

3. **APPROPRIATION ACT TRANSFERS**

For fiscal year ended June 30, 2018, Appropriation Act transfers are \$1.3 billion. The following analysis shows where Appropriation Act transfers are reported on the Statement of Revenues, Expenditures, and Changes in Fund Balance.

<i>(Dollars in Thousands)</i>	Appropriation Act Transfers
Transfers In	\$ 859,203 (a)
Transfers Out	(17,050)
Intrafund Transfers between General Fund and:	
Public Education Standards of Quality Fund	376,561
Other Nongeneral Funds	20,112
Revenue - Other	26,045
Total Appropriation Act Transfers	<u>\$ 1,264,871</u>

(a) Includes ABC transfers of approximately \$184.0 million

4. **DUE FROM / TO OTHER FUNDS**

These amounts are included in the accompanying statements pursuant to the requirements of GASB No. 54. The due from amount represents future reimbursements to be received from the Federal government. The due to amount primarily represents an internal borrowing that will finance Emergency Management Assistance Compact mission assignments.

5. **FUND EQUITY**

Restricted fund balances are those that have a restriction by the *Constitution of Virginia* or from a party external to the Commonwealth. Committed fund balances are amounts that can only be used for a specific purpose pursuant to constraints imposed by formal action of the government's highest level of decision-making authority. The authority in the Commonwealth is the General Assembly and Governor. Assigned fund balances are those that the government intends to use for a planned purpose, but which are not restricted or committed. Unassigned fund balances are those that have not been assigned to other funds and that have not been restricted, committed, or assigned to specific or planned purposes within the General Fund. Pursuant to Section 2.2-1514 of the *Code of Virginia*, any unassigned balances in the General Fund are automatically committed for transfer to the Transportation Trust Fund and nonrecurring expenditures as further discussed in Note 13.

6. **REVENUE STABILIZATION FUND**

In accordance with Article X, Section 8 of the *Constitution of Virginia*, the amount estimated as required for deposit to the Revenue Stabilization Fund must be appropriated for that purpose by the General Assembly. During fiscal year 2018, in accordance with the provisions of Article X, Section 8 of the *Constitution of Virginia* and Section 2.2-1830 of the *Code of Virginia*, a withdrawal of \$272.5 million was made from the fund.

Under the provisions of Article X, Section 8 of the *Constitution of Virginia*, a deposit of \$262.9 million is required during fiscal year 2020 based on fiscal year 2018 revenue collections.

Section 2.2-1829(b) of the *Code of Virginia* requires an additional deposit into the Fund when specific criteria have been met. No such deposit is required since the specified criteria were not met for fiscal year 2018.

The Revenue Stabilization Fund has principal and interest on deposit of \$283.3 million restricted as a part of General Fund balance. Pursuant to the constitutional amendment of Article X, Section 8, effective January 1, 2011, the amount on deposit cannot exceed fifteen percent of the Commonwealth's average annual tax revenues derived from taxes on income and retail sales for the preceding three fiscal years.

7. LOTTERY PROCEEDS FUND

In accordance with Article X, Section 7-A of the *Constitution of Virginia*, lottery proceeds must be distributed to the Commonwealth's localities and the school divisions to be expended for the purposes of public education. Further, Section 58.1-4022.1 of the *Code of Virginia* directs the Lottery Proceeds Fund be included as a component of the General Fund for financial reporting purposes. Accordingly, the financial activity of the Lottery Proceeds Fund for fiscal year 2018 is included in the Preliminary Statement of Revenues, Expenditures, and Changes in Fund Balance. The remaining cash balance of \$7.7 million is restricted as a component of the General Fund balance.

8. COMMITTED AND ASSIGNED FUND BALANCE

Committed Fund Balance represents amounts that must be spent for specific purposes that have been legislatively mandated by the Governor and General Assembly. Assigned Fund Balance represents amounts that the Commonwealth has identified for planned purposes but for which the intended use is not legislatively mandated. The accompanying Balance Sheet includes amounts that share the same purpose and title, such as Economic and Technological Development as both Committed and Assigned components of fund balance. The distinction between these classifications results from whether there is a statutory restriction on certain amounts contained within the fund.

A. OTHER COMMITTED FUND BALANCE

As of June 30, 2018, the breakdown of Other Committed Fund Balance is as follows.

<u>Other Committed</u>	<u>Amount (In Thousands)</u>
Capital Outlay	\$ 1,812
Educational and Training Programs	1,274
Governmental Operations - Administrative Services	58
Agriculture and Forestry	18
Total Other Committed Fund Balance	<u>\$ 3,162</u>

B. OTHER ASSIGNED FUND BALANCE

As of June 30, 2018, the breakdown of Other Assigned Fund Balance is as follows.

<u>Other Assigned</u>	<u>Amount</u> <u>(In Thousands)</u>
Governmental Operations - Legislative Services	\$ 4,274
Educational and Training Programs	3,740
Governmental Operations - Administrative Services	3,416
Employee Benefit Administration	2,183
Capital Outlay	1,007
Contract and Debt Administration	198
Regulatory Oversight	27
Transportation Activities	6
Agriculture and Forestry	2
Total Other Assigned Fund Balance	\$ <u><u>14,853</u></u>

9. COMMUNICATION SALES AND USE TAX FUND

The Appropriation Act directs the Communications Sales and Use Tax Fund be included as a component of the General Fund for financial reporting purposes. The Commonwealth collects communication sales and use taxes and disburses these amounts to localities. The remaining cash balance of \$34.0 million is reported as committed fund balance.

10. ACCELERATED SALES TAX COLLECTIONS

Pursuant to Section 58.1-615 *Code of Virginia* as amended by Chapter 1, 2018 Acts of Assembly Special Session 1, Section 3-5.06, the Commonwealth collected and deposited in the General Fund \$213.2 million in accelerated sales and use taxes in June 2018. This portion of the \$3.8 billion sales and use tax collections recorded as fiscal year 2018 was accelerated from revenues that would otherwise have been collected in July 2018 and recorded as revenues in the fiscal year 2019 cash basis financial statements.

11. VIRGINIA WATER QUALITY IMPROVEMENT FUND

Section 10.1-2128 of the *Code of Virginia* established the Virginia Water Quality Improvement Fund. As of June 30, 2018 the balance on deposit (\$19.3 million) is reported as committed fund balance.

The Fund was established to provide Water Quality Improvement Grants to various entities to assist in pollution prevention and reduction. The Fund shall consist of amounts appropriated by the General Assembly. Unless otherwise specified by the general appropriation act, these appropriations shall consist of ten percent of revenues collected in excess of the official estimate and ten percent of any unrestricted and uncommitted fund balance not required for reappropriations. For the year ended June 30, 2018, \$55.3 million and \$18.5 million that represent ten percent of the revenue collected in excess of the official estimate and ten percent of any unrestricted and uncommitted fund balance not required for reappropriation, respectively, have been committed. Upon appropriation by the General Assembly, \$73.8 million will be transferred from the General Fund to the Virginia Water Quality Improvement Fund.

12. REVENUE RESERVE FUND

Section 2.2-1831.2 of the *Code of Virginia* established the Revenue Reserve Fund. As of June 30, 2018, the fund has principal and interest on deposit of \$156.4 million committed as a part of the General Fund balance.

This fund was established to mitigate certain anticipated revenue shortfalls when appropriations based on previous revenue forecasts exceed expected revenues in subsequent forecasts. Pursuant to Chapter 1, 2018 Acts of Assembly Special Session 1 Enactment Clause 7, the Department of Planning and Budget has identified a deposit of \$234.4 million to be made during fiscal year 2019. This amount represents the fiscal year 2018 revenue collections in excess of the official estimate reduced by the fiscal year 2020 mandatory deposit to the Revenue Stabilization Fund and statutory deposit to the Water Quality Fund for excess revenues. This amount is also reported as a part of committed fund balance.

13. TRANSPORTATION TRUST FUND AND NONRECURRING EXPENDITURES

Pursuant to *Code of Virginia* Section 2.2-1514, 67 percent of the general fund balance that has not been restricted, committed or assigned shall be committed for transfer to Transportation Trust Fund and the remaining balance shall be committed for nonrecurring expenditures. For the year ended June 30, 2018, \$1.7 million and \$836,000 are reported as committed fund balance for the Transportation Trust Fund and nonrecurring expenditures, respectively.

GLOSSARY



FINANCIAL STATEMENTS AND NOTES

BALANCE SHEET

1. **Cash, Cash Equivalents, and Investments** – All cash, cash equivalents, and investments are maintained by the Treasurer of Virginia. Cash includes demand deposits, time deposits, and certificates of deposit. Cash equivalents are investments with an original maturity of three months or less. Short-term investments held are stated at cost, which approximates market value.
2. **Cash and Travel Advances** – Funds advanced to agencies to make immediate cash payments for authorized purposes or advanced to agency employees to cover expenses incurred while traveling on State business.
3. **Other Assets** – This represents miscellaneous assets, such as prepaid expenses, that cannot be classified on another line item.
4. **Due From Other Funds** – Amounts to be received from other nongeneral funds.
5. **Payments Awaiting Disbursement** – This represents amounts where a payment has been recorded in the general ledger and the disbursement has not yet been made.
6. **Deposits Pending Distribution** – This represents miscellaneous amounts held by several agencies in suspense accounts pending distribution.
7. **Due to Other Funds** – Amounts owed to other nongeneral funds.
8. **Restricted Fund Balance** – Includes amounts that have constraints placed on the use of resources by the *Constitution of Virginia* or a party external to the Commonwealth. Restricted Fund Balance represents:
 - **Revenue Stabilization Fund** – This portion of fund balance consists of amounts on deposit or constitutionally required for future deposit. Amounts can only be used within the constraints imposed by the *Constitution of Virginia*.
 - **Lottery Proceeds Fund** – This portion of fund balance consists of amounts required to be distributed to localities and used for education purposes pursuant to constitutional provisions.
 - **Water Supply Assistance Grant Fund** – This portion of fund balance consists of amounts provided as matching funds for moneys available through the Federal Safe Drinking Water Act.
9. **Committed Fund Balance** – Includes amounts that can only be used for specific purposes pursuant to constraints imposed by formal action of the General Assembly and Governor. Committed Fund Balance represents:
 - **Amount Required for Reappropriation, Capital Outlay/Restoration of Projects and Mandatory Reappropriations** – This portion of fund balance represents fiscal year 2018 unexpended appropriations which the Department of Planning and Budget will reappropriate in the next fiscal year.
 - **Virginia Health Care Fund** – This portion of fund balance represents amounts collected from tobacco taxes and a portion of the Tobacco Master Settlement Agreement receipts and is to be used for the provision of health care services.
 - **Central Capital Planning Fund** – This portion of fund balance represents amounts for preplanning and detailed planning costs for potential capital outlay projects.
 - **Communication Sales and Use Tax** – This portion of fund balance represents Communication Sales and Use Tax collections that will be distributed to localities subsequent to June 30.
 - **Commonwealth's Development Opportunity Fund** – This portion of fund balance represents amounts the Governor may use as incentives to attract economic development prospects.

- **Natural Disaster Sum Sufficient** – This portion of fund balance represents the estimated costs of responding to and recovering from damage caused by hurricanes, blizzards, severe storms/tornadoes, and floods.
 - **Virginia Water Quality Improvement Fund, including Part A and Part B** – This portion of fund balance represents amounts currently on deposit in, or to be transferred to, the Virginia Water Quality Improvement Fund upon appropriation by the General Assembly. Amounts deposited to this fund are used to provide Water Quality Improvement Grants to various entities to assist in pollution prevention and reduction.
 - **Revenue Reserve Fund** – This portion of fund balance consists of amounts on deposit or statutorily required for future deposit. As required by *Code of Virginia*, Section 2.2-1831.2, this portion of fund balance can be used when certain anticipated revenue shortfalls occur.
 - **Local Government Fiscal Distress** – This portion of fund balance may be used to provide technical assistance and intervention actions to local governments deemed to be fiscally distressed.
 - **Transportation Trust Fund** – This portion of fund balance represents 67 percent of the remaining balance available after certain restrictions, commitments and assignments. As required by the *Code of Virginia*, Section 2.2-1514, this portion of committed fund balance must be transferred to the Transportation Trust Fund.
 - **Nonrecurring Expenditures** – This portion of fund balance represents the remaining balance after certain restrictions, commitments and assignments. As required by the *Code of Virginia*, Section 2.2-1514, this portion of committed fund balance must be earmarked for nonrecurring expenditures.
 - **Economic and Technological Development** – This portion of fund balance represents amounts that will be used to promote growth in the Commonwealth's economy.
 - **Health and Public Safety** – This portion of fund balance represents amounts that will be used to further the health and public safety of the Commonwealth's citizenry.
 - **Environmental Quality and Natural Resource Preservation** – This portion of fund balance represents amounts to be used to improve and preserve the Commonwealth's natural resources.
10. **Assigned Fund Balance** – Includes amounts that are constrained by the government's intent to be used for planned purposes, but are neither restricted nor committed. Assigned Fund Balance represents:
- **Amount Required by Chapter 2** – This portion of fund balance represents the amount that must be carried forward to the following year to balance the biennial budget.
 - **Health and Public Safety** – This portion of fund balance represents amounts anticipated to be used to further the health and public safety of the Commonwealth's citizenry.
 - **Environmental Quality and Natural Resource Preservation** – This portion of fund balance represents amounts anticipated to be used to improve and preserve the Commonwealth's natural resources.
 - **Economic and Technological Development** – This portion of fund balance represents amounts anticipated to be used to promote growth in the Commonwealth's economy.
 - **Amount Required for Discretionary Reappropriation** – This portion of fund balance represents fiscal year 2018 unexpended appropriations which the Department of Planning and Budget anticipates reappropriating in the next fiscal year.

STATEMENT OF REVENUES, EXPENDITURES, AND CHANGES IN FUND BALANCE

Revenues:

11. **Taxes** – Charges of money imposed by the Commonwealth on persons or property for public purposes.
12. **Rights and Privileges** – Registration fees, licenses, and permits. Examples include domestic and foreign corporate registration fees and marriage licenses.
13. **Sales of Property and Commodities** – Revenue collected from sales of Commonwealth assets and goods. Examples include sales of State publications.
14. **Assessments and Receipts for Support of Special Services** – Revenues collected for services provided by the Commonwealth's agencies. An example is audit services provided to cities, counties, and towns.
15. **Institutional Revenue** – Revenue generated primarily by healthcare services provided by the two veteran care centers and from sales by the Departments of Corrections. Examples include the sale of farm and dairy products.
16. **Interest, Dividends, and Rent** – Interest earnings and rental income. Examples include interest on Commonwealth bank accounts and investments and interest on delinquent taxes. Interest allocated to various other funds is not included here.
17. **Fines, Forfeitures, Court Fees, Penalties, and Escheats** – Fines, penalties, etc., primarily collected by the Department of Taxation and the court system. Examples include court processing fees and penalties for nonpayment of taxes.
18. **Federal Grants and Contracts** – Revenue collected from the Federal government that can be used for any purpose within the mission of the receiving agencies.
19. **Receipts from Cities, Counties, and Towns** – Revenue collected from city and county treasurers representing miscellaneous fees and allowances of local law enforcement officials.
20. **Private Donations, Gifts, and Contracts** – This amount represents donations and grants from individuals and private companies to State programs.
21. **Tobacco Master Settlement** – This amount represents the revenue generated from the Tobacco Master Settlement Agreement with tobacco companies.
22. **Other Revenue** – All other revenue collections that are not included in the above categories. Examples include refunds of expenditures and miscellaneous disbursements made in prior years and recovery of Statewide indirect costs.

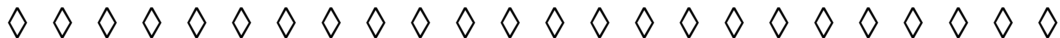
Expenditures:

23. **General Government** – Expenditures to support the general activities of the state, regional, and local levels of government. Examples include administrative and support services, general financial assistance to localities, information systems management and direction. Also included is tax relief reported as expenditures pursuant to the Personal Property Tax Relief Act (PPTRA) of 1998. During Special Session 1 (2004), the General Assembly established a limit of \$950.0 million on the amount for personal property tax relief beginning with fiscal year 2007.
24. **Education** – Expenditures to assist individuals in developing knowledge, skills, and cultural awareness. Examples include elementary and secondary education, instruction, supervision and assistance and higher education.

- 25. **Transportation** – Expenditures related to the movement of people, goods, and services and their regulation. Examples include ground, water and air transportation.
- 26. **Resources and Economic Development** – Expenditures to develop the economic base, including alternative natural resources and to regulate it with regard to varied public interests of the Commonwealth. Examples include resource management, economic development, promotion and improvement, as well as the regulation of professions and occupations.
- 27. **Individual and Family Services** – Expenditures to support the economic, social and physical well-being of the individual and family. Included are disease research, prevention and control, state health services, and community health services.
- 28. **Administration of Justice** – Expenditures related to civil and criminal justice, including apprehension, trial, punishment, and rehabilitation of law violators. Examples include crime deterrence, suppression and control, adjudication, confinement and community custody.
- 29. **Capital Outlay** - Construction and preparation of Commonwealth assets.

Other Financing Sources (Uses):

- 30. **Operating Transfers In** – This balance reflects transfers in from other nongeneral funds.
- 31. **Operating Transfers Out** – This balance represents transfers from the General Fund to other nongeneral funds.



If you have any questions or comments regarding information contained in this report, please contact us at **Finrept@doa.virginia.gov**

Additional copies of this report may be downloaded from The Department of Accounts' web site at **http://www.doa.virginia.gov**