

**Report on Proffered
Cash Payments and Expenditures
By Virginia's Counties, Cities and Towns
2017-2018**



**Commission on Local Government
Commonwealth of Virginia**

November 2018

***Members of the
Commission on Local Government (CLG)***

Chairman

Kimble Reynolds, Jr.

Vice-Chairman

R. Michael Amyx

Victoria L. Hull

Diane M. Linderman, PE

Director, Department of Housing and Community Development

Erik Johnston

Local Government Policy Administrator

J. David Conmy

CLG Staff for this Report

Kristen Dahlman, Senior Policy Analyst

This report is available on the Commission's website at www.dhcd.virginia.gov/clg

Main Street Centre
600 E. Main Street, Suite 300
Richmond, Virginia 23219

**REPORT OF THE COMMISSION ON LOCAL GOVERNMENT
DISCLOSURE OF PROFFERED CASH PAYMENTS AND EXPENDITURES
2017 – 2018**

INTRODUCTION

Section 15.2-2296 of the Code of Virginia authorizes governing bodies to accept proffers through conditional zoning. Localities under §15.2-2296 through §15.2-2300 have been authorized to accept proffers and the number of localities authorized to collect proffers as a form of conditional zoning has been expanded over the years. A proffer is a voluntary offer from a property owner as implied by §15.2-2296 Code of Virginia and can be an act, donation of money, a product or services¹ that limit or qualify how the property subject to the conditions will be used or developed. These conditions are in addition to the general, uniform regulations otherwise applicable to land within the same zoning district. Upon approval by the local governing body, the conditions become part of the rezoning and pass with the ownership of the property.² Cash proffers are a form of conditional zoning that are generally used to offset the impacts of a particular development by providing funding for new roads, schools, or other public facilities and services. Cash proffers can be used for onsite or offsite improvements to offset impacts from a new commercial or residential development.³

In 2016, the General Assembly passed new legislation addressing residential developments and cash proffers; stipulating that onsite or offsite proffers must be specifically attributable to a proposed new residential development and must directly address an impact to an offsite facility. A voluntary cash proffer is considered unreasonable unless the residential development created a need for one or more public facility improvements and the new development would receive a direct benefit from those improvements. Localities are only allowed to accept cash proffers for roads, schools, public safety or parks and recreation that would need improvements or a brand new facility as a direct impact of a new residential development. This limits how cash proffers can be used for residential developments, however; localities can still accept cash proffers for commercial developments for 11 different types of uses as listed under §15.2-2303.2 Code of Virginia.⁴

Section 15.2-2303.2 of the Code of Virginia directs the Commission on Local Government to annually collect data concerning local government revenues and expenditures resulting from the acceptance of voluntarily proffered cash payments. These cash proffers, comprise either (1) any money voluntarily proffered in writing signed by the owner of property subject to rezoning, and accepted by a locality pursuant to the authority granted by §15.2-2298 or §15.2-2303 of the Code of Virginia; or (2) any payment of money made pursuant to a development agreement entered into under the authority granted by §15.2-2303.1 of the Code of Virginia.

¹ Kamptner, Greg, *The Albemarle County Land Use Law Handbook*.(June 2017) Chapter 11, Page 11-1

² Virginia Citizens Planning Association and the Virginia Department of Housing and Community Development, *The Language of Planning*, Community Planning Series, V (June, 1986), p. 10.

³ John H. Foote, "Planning and Zoning," *Handbook of Virginia Local Government Law*, ed. by Susan Warriner Custer, 2001 Edition, pp. 1-11 – 1-14.

⁴ Appendix A

Although the Code of Virginia has authorized every jurisdiction to use some form of conditional zoning since 1987, only localities meeting specific criteria may accept cash proffers. On the basis of these criteria and census data from 1990 through 2010, a total of 298 Virginia localities (89 counties, 36 cities, and 173 towns) were eligible to accept cash proffers during FY2017.⁵ The table below shows the statutory authority for and categories of localities eligible to accept cash proffers.

Statutory Authority	Types of Localities Eligible to Accept Cash Proffers
§15.2-2298	<p>With the exception of localities eligible under the terms of § 15.2-2303:</p> <ul style="list-style-type: none"> • Any locality with a decennial census growth rate $\geq 5\%$; • Any city adjoining another city or county which had a decennial census growth rate $\geq 5\%$; • Any towns located within a county which had a decennial census growth rate $\geq 5\%$; • Any county contiguous with at least three counties which had a decennial census growth rate $\geq 5\%$; and • Any towns located within a county which was contiguous with at least three counties which had a decennial census growth rate $\geq 5\%$.
§15.2-2303	<ul style="list-style-type: none"> • Any county with an urban county executive form of government (i.e., Fairfax County); • Any town within a county with an urban county executive form of government; • Any city adjacent to or completely surrounded by a county with an urban county executive form of government; • Any county contiguous to a county with an urban county executive form of government; • Any city adjacent to or completely surrounded by a county contiguous to a county with an urban county executive form of government; • Any town within a county contiguous to a county with an urban county executive form of government; and • Any county east of the Chesapeake Bay.
§15.2-2303.1	<ul style="list-style-type: none"> • New Kent County.

⁵ U.S. Department of Commerce, Bureau of the Census, 1990 Census of Population, Number of Inhabitants, Table 4; U.S. Department of Commerce, Bureau of the Census, 2000 Census of Population and Housing, Summary File 1 (SF 1) 100-Percent Data; U.S. Department of Commerce, Bureau of the Census, 2010 Census Redistricting Data (Public Law 94-171) Summary File. Sec. 1-235, Code of Va. states that unless otherwise specified, unadjusted population statistics are to be used in determining the decennial growth rate. See Appendix B for the list of Virginia localities with statutory authority to accept cash proffers.

SURVEY ON THE USE OF PROFFERED CASH PAYMENTS

In July of 2018, Commission staff sent by electronic mail a survey⁶ to the chief administrative officers of the 162 localities that were required to report their acceptance of cash proffers during FY 2017-18. Each locality was requested to complete the survey by September 30, 2018.⁵ In October, additional follow up was made to the jurisdictions that had not responded to the initial request. All localities responded to the survey and as a result, there is a 100% response rate for FY2018.

The survey revealed that 36 (22%) of the 162 eligible localities (25 counties, 7 cities, and 4 towns) reported cash proffer collections during FY 2018. In FY2017 41 localities reported collecting and expending cash proffers, a drop by five localities over the past year. During the current period, the aggregate amount of cash proffers collected and expended by those jurisdictions was \$87,562,989 and \$75,351,846. Cash proffer collections decreased by 7.6% from FY2017 and expenditures decreased by 13.53%.

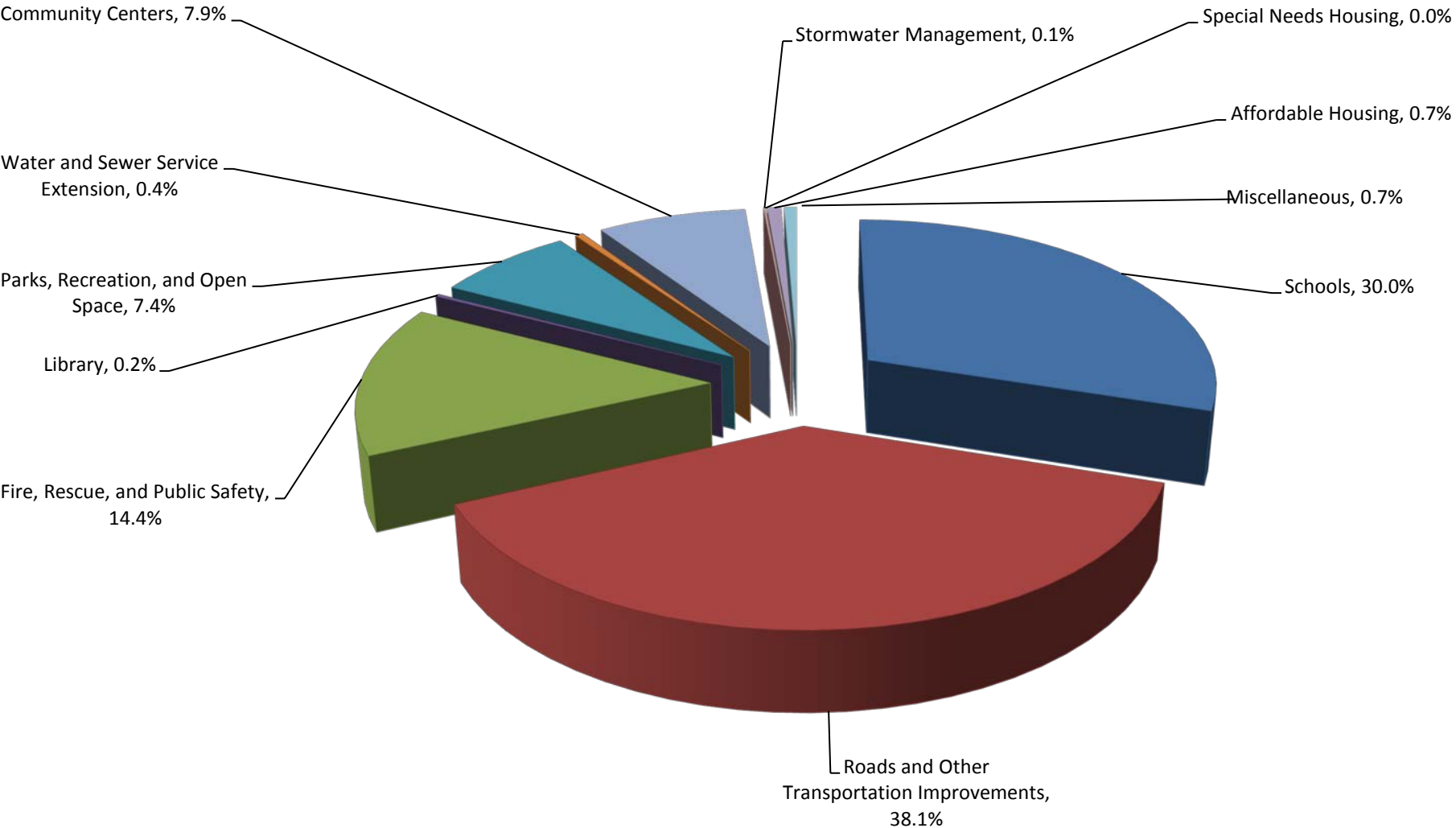
The survey results revealed that the majority of cash proffers expended for FY2018 were for roads and other transportation improvements (38.1%), schools (30%) and public safety (14.4%). These top three categories for expenditures are compliant with the new code section, §15.2-2303.4 which allows cash proffers to be proffered and expended towards schools, public safety, parks and recreation or roads and other transportation improvements. A chart depicting the allocation of expenditures to various improvement categories is provided on the next page. The chart still depicts the 11 categories authorized for cash proffers as seen in §15.2-2303.2 Code of Virginia due to code provisions that allow localities to hold cash proffers for up to twelve years before they need to be expended. Localities must start the process however (engineering, site construction, etc.) if they are to hold onto the proffered cash payments for up to 12 years. In addition, localities can still collect cash proffers for any of the categories listed in §15.2-2303.2 Code of Virginia for commercial developments.⁷

All responses from the FY2018 survey for individual local governments are reported in Appendix D. Appendix E include a chart of the revenues and expenditures for all localities for each fiscal year from FY 2000 through present.

⁶ Appendix C contains a copy of the electronic survey instrument. In 2003, the General Assembly enacted HB 2600, which changed the scope of the Commission's survey on the acceptance of cash proffers. The legislature exempted localities with a resident population of less than 3,500 from the reporting requirement. Because of that provision, only 37 of the 173 eligible towns must report on their acceptance of cash proffers

⁷ Appendix A

Proffered Funds Expended by Category of Use, FY 2017-2018



APPENDIX A

Section 15.2-2303.2, Code of Virginia

§ 15.2-2303.2. Proffered cash payments and expenditures.

A. The governing body of any locality accepting cash payments voluntarily proffered on or after July 1, 2005, pursuant to § 15.2-2298, 15.2-2303, or 15.2-2303.1 shall, within 12 years of receiving full payment of all cash proffered pursuant to an approved rezoning application, begin, or cause to begin (i) construction, (ii) site work, (iii) engineering, (iv) right-of-way acquisition, (v) surveying, or (vi) utility relocation on the improvements for which the cash payments were proffered. A locality that does not comply with the above requirement, or does not begin alternative improvements as provided for in subsection C, shall forward the amount of the proffered cash payments to the Commonwealth Transportation Board no later than December 31 following the fiscal year in which such forfeiture occurred for direct allocation to the secondary system construction program or the urban system construction program for the locality in which the proffered cash payments were collected. The funds to which any locality may be entitled under the provisions of Title 33.2 for construction, improvement, or maintenance of primary, secondary, or urban roads shall not be diminished by reason of any funds remitted pursuant to this subsection by such locality, regardless of whether such contributions are matched by state or federal funds.

B. The governing body of any locality eligible to accept any proffered cash payments pursuant to § 15.2-2298, 15.2-2303, or 15.2-2303.1 shall, for each fiscal year beginning with the fiscal year 2007, (i) include in its capital improvement program created pursuant to § 15.2-2239, or as an appendix thereto, the amount of all proffered cash payments received during the most recent fiscal year for which a report has been filed pursuant to subsection E, and (ii) include in its annual capital budget the amount of proffered cash payments projected to be used for expenditures or appropriated for capital improvements in the ensuing year.

C. Regardless of the date of rezoning approval, unless prohibited by the proffer agreement accepted by the governing body of a locality pursuant to § 15.2-2298, 15.2-2303, or 15.2-2303.1, a locality may utilize any cash payments proffered for any road improvement or any transportation improvement that is incorporated into the capital improvements program as its matching contribution under § 33.2-357. For purposes of this section, "road improvement" includes construction of new roads or improvement or expansion of existing roads as required by applicable construction standards of the Virginia Department of Transportation to meet increased demand attributable to new development. For purposes of this section, "transportation improvement" means any real or personal property acquired, constructed, improved, or used for constructing, improving, or operating any (i) public mass transit system or (ii) highway, or portion or interchange thereof, including parking facilities located within a district created pursuant to this title. Such improvements shall include, without limitation, public mass transit systems, public highways, and all buildings, structures, approaches, and facilities thereof and appurtenances thereto, rights-of-way, bridges, tunnels, stations, terminals, and all related equipment and fixtures.

Regardless of the date of rezoning approval, unless prohibited by the proffer agreement accepted by the governing body of a locality pursuant to § 15.2-2298, 15.2-2303, or 15.2-2303.1, a locality may utilize any cash payments proffered for capital improvements for alternative improvements of the same category within the locality in the vicinity of the improvements for which the cash payments were originally made. Prior to utilization of such cash payments for the alternative improvements, the governing body of the locality shall give at least 30 days' written notice of the proposed alternative improvements to the entity who paid such cash payment mailed to the last known address of such

entity, or if proffer payment records no longer exist, then to the original zoning applicant, and conduct a public hearing on such proposal advertised as provided in subsection F of § 15.2-1427. The governing body of the locality prior to the use of such cash payments for alternative improvements shall, following such public hearing, find: (a) the improvements for which the cash payments were proffered cannot occur in a timely manner or the functional purpose for which the cash payment was made no longer exists; (b) the alternative improvements are within the vicinity of the proposed improvements for which the cash payments were proffered; and (c) the alternative improvements are in the public interest. Notwithstanding the provisions of the Virginia Public Procurement Act, the governing body may negotiate and award a contract without competition to an entity that is constructing road improvements pursuant to a proffered zoning condition or special exception condition in order to expand the scope of the road improvements by utilizing cash proffers of others or other available locally generated funds. The local governing body shall adopt a resolution stating the basis for awarding the construction contract to extend the scope of the road improvements. All road improvements to be included in the state primary or secondary system of highways must conform to the adopted standards of the Virginia Department of Transportation.

D. Notwithstanding any provision of this section or any other provision of law, general or special, no cash payment proffered pursuant to § 15.2-2298, 15.2-2303, or 15.2-2303.1 shall be used for any capital improvement to an existing facility, such as a renovation or technology upgrade, that does not expand the capacity of such facility or for any operating expense of any existing facility such as ordinary maintenance or repair.

E. The governing body of any locality with a population in excess of 3,500 persons accepting a cash payment voluntarily proffered pursuant to § 15.2-2298, 15.2-2303, or 15.2-2303.1 shall within three months of the close of each fiscal year, beginning in fiscal year 2002 and for each fiscal year thereafter, report to the Commission on Local Government the following information for the preceding fiscal year:

1. The aggregate dollar amount of proffered cash payments collected by the locality;
2. The estimated aggregate dollar amount of proffered cash payments that have been pledged to the locality and which pledges are not conditioned on any event other than time; and
3. The total dollar amount of proffered cash payments expended by the locality, and the aggregate dollar amount expended in each of the following categories:

Schools	\$_____
Road and other Transportation Improvements	\$_____
Fire and Rescue/Public Safety	\$_____
Libraries	\$_____
Parks, Recreation, and Open Space	\$_____
Water and Sewer Service Extension	\$_____
Community Centers	\$_____
Stormwater Management	\$_____
Special Needs Housing	\$_____
Affordable Housing	\$_____
Miscellaneous	\$_____
Total dollar amount expended	\$_____

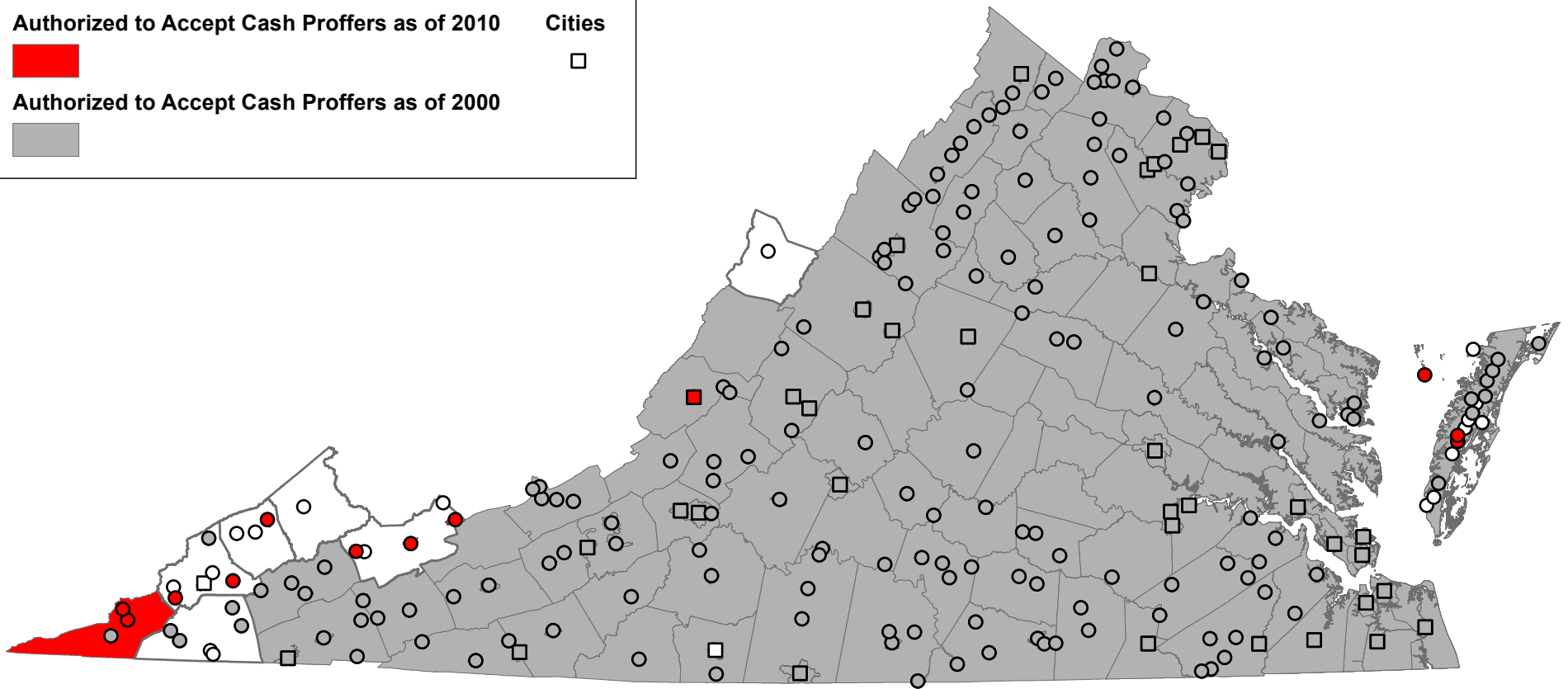
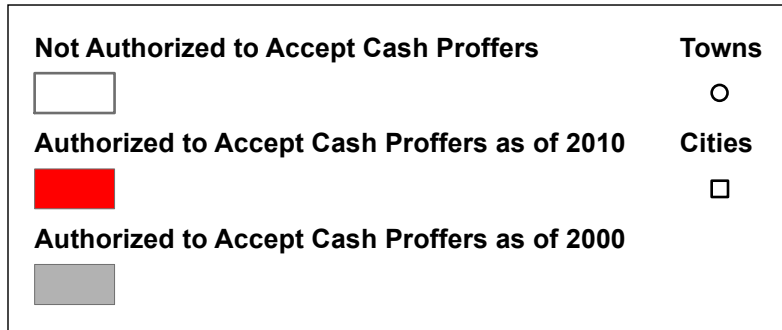
F. The governing body of any locality with a population in excess of 3,500 persons eligible to accept any proffered cash payments pursuant to § 15.2-2298, 15.2-2303, or 15.2-2303.1 but that did not accept any proffered cash payments during the preceding fiscal year shall within three months of the close of each fiscal year, beginning in 2001 and for each fiscal year thereafter, so notify the Commission on Local Government.

G. The Commission on Local Government shall by November 30, 2001, and by November 30 of each fiscal year thereafter, prepare and make available to the public and the chairmen of the Senate Local Government Committee and the House Counties, Cities and Towns Committee an annual report containing the information made available to it pursuant to subsections E and F.

APPENDIX B

**Localities Eligible by Statute to Accept
Proffered Cash Payments**

Localities Authorized to Accept Cash Proffers in Virginia



Principal Reason Eligible to

<u>Name</u> <u>CITIES</u>	<u>Accept Cash Proffers</u>	
	<u>2000</u>	<u>2010</u>
Alexandria	IIC	IIC
Bristol	IB	IB
Buena Vista	IB	IB
Charlottesville	IA	IB
Chesapeake	IA	IA
Colonial Heights	IA	IB
Covington		IB
Danville	IB	
Emporia	IA	IB
Fairfax	IIC	IIC
Falls Church	IIC	IIC
Franklin	IA	IB
Fredericksburg	IB	IA
Galax	IB	
Hampton	IA	IB
Harrisonburg	IA	IA
Hopewell	IB	IB
Lexington	IB	IB
Lynchburg	IB	IA
Manassas	IIE	IIE
Manassas Park	IIE	IIE
<i>Martinsville</i>		
Newport News	IA	IB
Norfolk	IB	IB
<i>Norton</i>		
Petersburg	IB	IB
Poquoson	IA	IA
Portsmouth	IB	IB
Radford	IB	IB

Principal Reason Eligible to

<u>Name</u> <u>CITIES (Cont'd)</u>	<u>Accept Cash Proffers</u>	
	<u>2000</u>	<u>2010</u>
Richmond	IB	IB
Roanoke	IB	IB
Salem	IB	IB
Staunton	IB	IB
Suffolk	IA	IA
Virginia Beach	IA	IB
Waynesboro	IA	IA
Williamsburg	IB	IA
Winchester	IA	IA
<u>COUNTIES</u>		
Accomack	IIG	IIG
Albemarle	IA	IA
Alleghany	ID	IA
Amelia	IA	IA
Amherst	IA	ID
Appomattox	IA	IA
Arlington	IID	IID
Augusta	IA	IA
Bath	IA	ID
Bedford	IA	IA
Bland	IA	
Botetourt	IA	IA
Brunswick	IA	
<i>Buchanan</i>		
Buckingham	IA	IA
Campbell	IA	IA
Caroline	IA	IA
Carroll	IA	

Principal Reason Eligible to

<u>Name</u> <u>COUNTIES (Cont'd)</u>	<u>Accept Cash Proffers</u>	
	<u>2000</u>	<u>2010</u>
Charles City	IA	ID
Charlotte	IA	ID
Chesterfield	IA	IA
Clarke	ID	IA
Craig	IA	ID
Culpeper	IA	IA
Cumberland	IA	IA
<i>Dickenson</i>		
Dinwiddie	IA	IA
Essex	IA	IA
Fairfax	IIA	IIA
Fauquier	IA	IA
Floyd	IA	IA
Fluvanna	IA	IA
Franklin	IA	IA
Frederick	IA	IA
Giles	ID	
Gloucester	IA	IA
Goochland	IA	IA
Grayson	IA	
Greene	IA	IA
Greensville	IA	IA
Halifax	IA	
Hanover	IA	IA
Henrico	IA	IA
Henry	ID	
<i>Highland</i>		
Isle of Wight	IA	IA
James City	IA	IA

See "Notes" at end for explanation of "Principal Reason Eligible to Accept Cash Proffers."
 Italicized localities have never qualified to collect cash proffers.

Principal Reason Eligible to
Name **Accept Cash Proffers**

<u>COUNTIES (Cont'd)</u>	<u>2000</u>	<u>2010</u>
King and Queen	IA	ID
King George	IA	IA
King William	IA	IA
Lancaster	IA	ID
Lee		IA
Loudoun	IID	IID
Louisa	IA	IA
Lunenburg	IA	
Madison	ID	IA
Mathews	IA	
Mecklenburg	IA	
Middlesex	IA	IA
Montgomery	IA	IA
Nelson	IA	ID
New Kent	III	III
Northampton	IIG	IIG
Northumberland	IA	
Nottoway	ID	ID
Orange	IA	IA
Page	IA	ID
Patrick	IA	
Pittsylvania	IA	ID
Powhatan	IA	IA
Prince Edward	IA	IA
Prince George	IA	IA
Prince William	IID	IID
Pulaski	ID	ID

Principal Reason Eligible to
Name **Accept Cash Proffers**

<u>COUNTIES (Cont'd)</u>	<u>2000</u>	<u>2010</u>	
Rockingham	IA	IA	
Russell	IA		
<i>Scott</i>			
Shenandoah	IA	IA	
Smyth	ID		
Southampton	ID	IA	
Spotsylvania	IA	IA	
Stafford	IA	IA	
Surry	IA	ID	
Sussex	IA	ID	
<i>Tazewell</i>			
Warren	IA	IA	
Washington	IA	IA	
Westmoreland	IA	ID	
<i>Wise</i>			
Wythe	IA	IA	
York	IA	IA	
<u>TOWNS</u>			
Abingdon	IA	IA	
Accomac	*	IA	
Alberta	*	IC	
Altavista	*	IC	IC
Amherst	*	IA	ID
<i>Appalachia</i>	*		
Appomattox	*	IC	IC
Ashland	IA	IA	

Principal Reason Eligible to
Name **Accept Cash Proffers**

<u>TOWNS (Cont'd)</u>	<u>2000</u>	<u>2010</u>	
Blacksburg	IA	IA	
Blackstone	IA	ID	
Bloxom	*	IA	
Bluefield		IA	
Boones Mill	*	IA	IC
Bowling Green	*	IA	IA
Boyce	*	ID	IA
Boydton	*	IC	
Boykins	*	ID	IC
Branchville	*	IA	IC
Bridgewater		IA	IA
Broadway		IA	IA
Brodnax	*	IC	
Brookneal	*	IC	IC
Buchanan	*	IC	IC
Burkeville	*	ID	ID
<i>Cape Charles</i>	*		
Capron	*	IA	IC
<i>Cedar Bluff</i>	*		
Charlotte Court H	*	IC	IA
Chase City	*	IC	
Chatham	*	IC	ID
<i>Cheriton</i>	*		
Chilhowie	*	ID	
Chincoteague	*	IA	
Christiansburg		IA	IA
Claremont	*	IC	IA

See "Notes" at end for explanation of "Principal Reason Eligible to Accept Cash Proffers."
 Italicized localities have never qualified to collect cash proffers.

<u>Name</u>	<u>Principal Reason Eligible to Accept Cash Proffers</u>	
	<u>2000</u>	<u>2010</u>
Rappahannock	IA	IA
Richmond	IA	IA
Roanoke	IA	IA
Rockbridge	IA	IA
TOWNS (Cont'd)	2000	2010
<i>Clinchco</i>	*	
Clinchport	* IA	
<i>Clintwood</i>	*	
Coeburn	*	IA
Colonial Beach	IC	IA
Columbia	* IC	IA
Courtland	* IA	IC
Craigsville	* IA	IC
Crewe	* ID	ID
Culpeper	IA	IA
Damascus	* IA	IC
Dayton	* IA	IA
Dendron	* IC	ID
Dillwyn	* IC	IC
Drakes Branch	* IC	IA
Dublin	* IA	IA
Duffield	* IA	IA
Dumfries	IIF	IIF
Dungannon	* IA	
Eastville	* IA	IA
Edinburg	* IC	IA
Elkton	* IA	IA
Exmore	*	IA
Farmville	IA	IA
Fincastle	* IA	IC

<u>Name</u>	<u>Principal Reason Eligible to Accept Cash Proffers</u>	
	<u>2000</u>	<u>2010</u>
Bedford	IC	IC
Belle Haven	* IA	
Berryville	ID	IA
Big Stone Gap		IA
TOWNS (Cont'd)	2000	2010
Glen Lyn	* ID	
Gordonsville	* IA	IC
Goshen	* IA	IC
Gretna	* IC	ID
Grottoes	* IA	IA
<i>Grundy</i>	*	
Halifax	* IA	
Hallwood	* IA	
Hamilton	* IIF	IIF
Haymarket	* IIF	IIF
Haysi	* IA	
Herndon	IIB	IIB
Hillsboro	* IIF	IIF
Hillsville	* IA	
Honaker	* IC	IA
Hurt	* IC	ID
Independence	* IC	
Iron Gate	* ID	IC
Irvington	* IA	ID
Ivor	* ID	IA
Jarratt	* IA	IA
Jonesville	* IA	IC
<i>Keller</i>	*	
Kenbridge	* IC	
Keysville	* IA	ID

<u>Name</u>	<u>Principal Reason Eligible to Accept Cash Proffers</u>	
	<u>2000</u>	<u>2010</u>
Clarksville	* IA	
Cleveland	* IC	IA
Clifton	* IIB	IIB
Clifton Forge	ID	IC
TOWNS (Cont'd)	2000	2010
Lovettsville	* IIF	IIF
Luray	IA	ID
Madison	* ID	IA
Marion	ID	
McKenney	* IA	IA
Melfa	* IA	
Middleburg	* IIF	IIF
Middletown	* IC	IA
Mineral	* IC	IA
<i>Monterey</i>	*	
Montross	* IC	IA
Mount Crawford	* IA	IA
Mount Jackson	* IA	IA
Narrows	* ID	
<i>Nassawadox</i>	*	
New Castle	* IA	ID
New Market	* IA	IA
Newsoms	* ID	IA
Nickelsville	* IA	
Occoquan	* IIF	IIF
Onancock	* IA	
<i>Onley</i>	*	
Orange	IA	IA
<i>Painter</i>	*	
Pamplin City	* IC	IA

See "Notes" at end for explanation of "Principal Reason Eligible to Accept Cash Proffers."
 Italicized localities have never qualified to collect cash proffers.

<u>Principal Reason Eligible to</u>			
<u>Name</u>	<u>Accept Cash Proffers</u>		
Floyd	*	IA	IC
Fries	*	IC	
Front Royal		IA	IA
<i>Gate City</i>	*		
Glade Spring	*	IC	IA
Glasgow	*	IC	IA
TOWNS (Cont'd)	2000	2010	
Port Royal	*	IC	IC
Pound	*	IA	
Pulaski		ID	ID
Purcellville		IIF	IIF
Quantico	*	IIF	IIF
Remington	*	IA	IC
Rich Creek	*	ID	IA
Richlands			IA
Ridgeway	*	ID	
Rocky Mount		IC	IA
Round Hill	*	IIF	IIF
Rural Retreat	*	IA	IA
Saltville	*	IC	IC
<i>Saxis</i>	*		
Scottsburg	*	IC	
Scottsville	*	IA	IC
Shenandoah	*	IC	IA
Smithfield		IA	IA
South Boston		IA	

<u>Principal Reason Eligible to</u>			
<u>Name</u>	<u>Accept Cash Proffers</u>		
Kilmarnock	*	IA	IA
La Crosse	*	IA	
Lawrenceville	*	IC	IA
Lebanon	*	IC	
Leesburg		IIF	IIF
Louisa	*	IA	IA
TOWNS (Cont'd)	2000	2010	
South Hill		IC	IA
St. Charles	*		IC
St. Paul	*	IC	
Stanardsville	*	IA	IC
Stanley	*	IA	IA
Stephens City	*	IC	IA
Stony Creek	*	IC	ID
Strasburg		IA	IA
Stuart	*	IC	IA
Surry	*	IA	ID
Tangier	*		IA
Tappahannock	*	IA	IA
Tazewell			IA
The Plains	*	IA	IC
Timberville	*	IA	IA
Toms Brook	*	IA	IC
Troutdale	*	IA	
Troutville	*	IC	IC
Urbanna	*	IC	IC

<u>Principal Reason Eligible to</u>			
<u>Name</u>	<u>Accept Cash Proffers</u>		
Parksley	*	IA	
Pearisburg	*	IA	
Pembroke	*	IA	
Pennington Gap	*		IC
Phenix	*	IC	IA
<i>Pocahontas</i>	*		
TOWNS (Cont'd)	2000	2010	
Victoria	*	IC	
Vienna		IIB	IIB
Vinton		IC	IC
Virgilina	*	IC	
<i>Wachapreague</i>	*		
Wakefield	*	IC	ID
Warrenton		IA	IA
Warsaw	*	IA	IA
Washington	*	IC	IC
Waverly	*	IC	ID
<i>Weber City</i>	*		
West Point	*	IC	IA
White Stone	*	IC	ID
Windsor	*	IC	IA
<i>Wise</i>	*		
Woodstock		IA	IA
Wytheville		IC	IA

See "Notes" at end for explanation of "Principal Reason Eligible to Accept Cash Proffers."
 Italicized localities have never qualified to collect cash proffers.

NOTES:

* = Localities not required to report cash proffer activity. 2003 revisions to § 15.2-2303.2 limited the requirement for the reporting on the acceptance of proffered cash payments to only those localities with a population in excess of 3,500 persons or more. Thus, only 35 of the 177 eligible towns are required to report proffered cash payments.

I. Eligibility for acceptance of cash proffers under § 15.2-2298 (High-growth localities):

- A. any locality which had a decennial Census growth rate of 5% or more;
- B. any city adjoining another city or county which had a decennial Census growth rate of 5% or more;
- C. any towns located within a county which had a decennial Census growth rate of 5% or more; and
- D. any county contiguous with at least three counties which had a decennial Census growth rate of 5% or more, and any town located in that county.

II. Eligibility for acceptance of cash proffers under § 15.2-2303:

- A. any county with urban county executive form of government (i.e., Fairfax County);
- B. Any town within Fairfax County;
- C. any city adjacent to or completely surrounded by Fairfax County;
- D. any county contiguous to Fairfax County;
- E. any city adjacent to or completely surrounded by a county contiguous to Fairfax County;
- F. any town within a county contiguous to Fairfax County; and
- G. any county east of the Chesapeake Bay

III. Eligibility for acceptance of cash proffers under § 15.2-2303.1:

- A. New Kent County

Localities in italics have never been authorized to accept cash proffers.

APPENDIX C

**Survey Instrument for
Local Government Revenues and Expenditures
Derived from Proffered Cash Payments
2017– 2018**

FY2017-2018 Cash Proffer Survey

Virginia Commission on Local Government: Fiscal Year 2017-2018 Cash Proffer Survey

1. Please provide your contact information: *

Locality Name

Contact Name

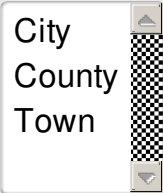
Position/Title

Phone Number:

Email Address

2. Is your locality a City, County or Town? *

City
County
Town



3. Did your locality accept cash proffers at any time during the 2017-2018 Fiscal Year?

If you answered "No" for the 2017-2018 Fiscal Year, additional information is not needed. *

A cash proffer is (i) any money voluntary proffered in a writing signed by the owner of property subject to rezoning, submitted as part of a rezoning application and accepted by a locality pursuant to the authority granted by Va.

Code Ann. § [15.2-2303](#), or § [15.2-2298](#), or (ii) any payment of money made pursuant to a development agreement entered into under authority granted by Va. Code Ann. § [15.2-2303.1](#). This does NOT include cash contributions imposed through conditional/provisional/special use permits as authorized by § [15.2-2286](#) (A)(3).

 Yes
 No

4. Enter the total amount of cash proffer revenue collected by the locality during the 2017-2018 fiscal year:

This is the total dollar amount of revenue collected from cash proffers in the specified fiscal year regardless of the fiscal year in which the cash proffer was accepted. Unaudited figures are acceptable.

5. Enter the estimated amount of cash proffers pledged during the 2017-2018 fiscal year by which payment is conditioned only on time:

These are cash proffers conditioned only on time (i.e. linked to a specific date or specified time following rezoning approval but NOT an unknown date such as at the time of certificate of occupancy) approved by the locality as part of a rezoning case. Unaudited figures for the specified fiscal year are acceptable.

6. Enter the total amount of cash proffer revenue expended by the locality during the 2017-2018 fiscal year:

This is the total dollar amount of public projects expended with cash proffer revenue in the specified fiscal year.

Unaudited figures are acceptable.

7. Indicate the purpose(s) and amount(s) (in whole numbers) for which the expenditures in the previous question were made: *

The Total amount at the bottom should equal the amount reported in question #6.

Schools

Roads and Other Transportation Improvements

Fire and Rescue/Public Safety

Libraries

Parks, Recreation, and Open Space

Water and Sewer Service Extension

Community Centers

Stormwater Management

Special Needs Housing

Affordable Housing

Miscellaneous

Total : 0

8. Please share any additional comments regarding any unique circumstances surrounding the information you provided in this survey.

APPENDIX D

**Summary of Survey Responses from Localities
Accepting Proffered Cash Payments
2017 – 2018**

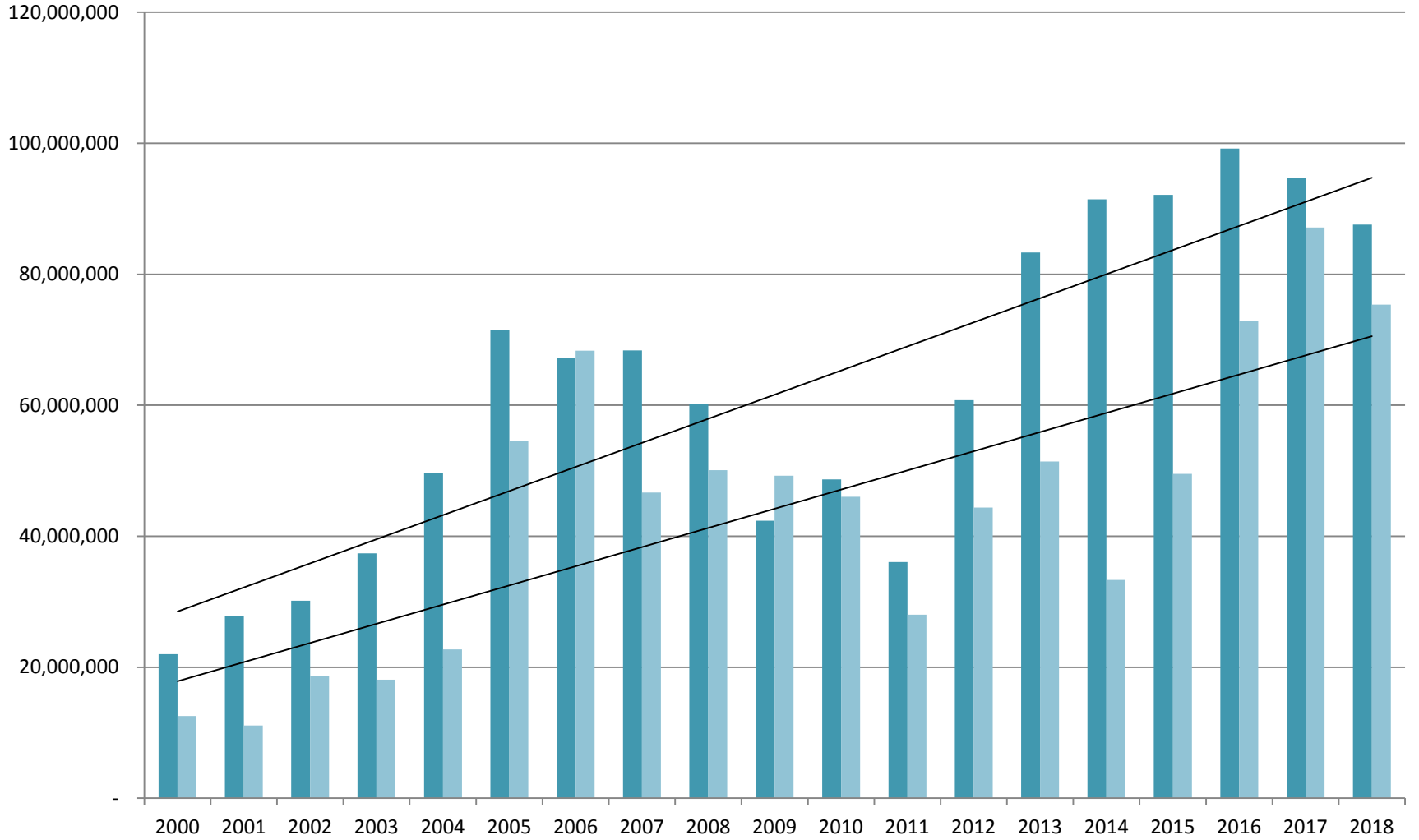
Appendix D
Summary of Survey Responses from Localities Accepting Proffered Cash Payments
Fiscal Year 2017-2018

Locality	Total Cash Proffer Revenue Collected	Total Pledged But Payment Conditioned Only on Time	Total Cash Proffer Revenue Expended	Purpose and Amount For Which Cash Proffer Expenditures Were Made												
				Roads and Other Transportation Improvements		Fire, Rescue, and Public Safety		Parks, Recreation, and Open Space		Water and Sewer Service Extension		Community Stormwater Management		Special Needs Affordable Housing		Miscellaneous
				Schools	Improvements	Public Safety	Library	Space	Extension	Centers	Management	Housing	Housing	Miscellaneous		
Albemarle	\$ 1,065,780	\$ -	\$ 1,140,180	\$ -	\$ 169,635	\$ 685,295	\$ -	\$ 285,250	\$ -	\$ -	\$ -	\$ -	\$ -	\$ -	\$ -	\$ -
Amelia	\$ 70,609	\$ -	\$ -	\$ -	\$ -	\$ -	\$ -	\$ -	\$ -	\$ -	\$ -	\$ -	\$ -	\$ -	\$ -	\$ -
Caroline	\$ 98,309	\$ -	\$ -	\$ -	\$ -	\$ -	\$ -	\$ -	\$ -	\$ -	\$ -	\$ -	\$ -	\$ -	\$ -	\$ -
Chesterfield	\$ 4,911,324	\$ -	\$ 8,739,559	\$ 7,200,000	\$ 1,176,359	\$ 363,200	\$ -	\$ -	\$ -	\$ -	\$ -	\$ -	\$ -	\$ -	\$ -	\$ -
Culpeper	\$ 139,000	\$ -	\$ 166,875	\$ -	\$ -	\$ -	\$ -	\$ 166,875	\$ -	\$ -	\$ -	\$ -	\$ -	\$ -	\$ -	\$ -
Fairfax	\$ 8,969,831	\$ -	\$ 13,945,984	\$ 1,687,169	\$ 10,079,568	\$ 20,331	\$ -	\$ 1,608,922	\$ -	\$ -	\$ -	\$ -	\$ -	\$ -	\$ 549,994	\$ -
Fauquier	\$ 782,320	\$ -	\$ -	\$ -	\$ -	\$ -	\$ -	\$ -	\$ -	\$ -	\$ -	\$ -	\$ -	\$ -	\$ -	\$ -
Frederick	\$ 1,139,315	\$ -	\$ 247,978	\$ -	\$ (9,814)	\$ -	\$ -	\$ 257,792	\$ -	\$ -	\$ -	\$ -	\$ -	\$ -	\$ -	\$ -
Gloucester	\$ 9,600	\$ -	\$ -	\$ -	\$ -	\$ -	\$ -	\$ -	\$ -	\$ -	\$ -	\$ -	\$ -	\$ -	\$ -	\$ -
Goochland	\$ 672,717	\$ 6,978,136	\$ 750,000	\$ 200,000	\$ 550,000	\$ -	\$ -	\$ -	\$ -	\$ -	\$ -	\$ -	\$ -	\$ -	\$ -	\$ -
Greene	\$ 2,000	\$ -	\$ 38,116	\$ -	\$ 38,116	\$ -	\$ -	\$ -	\$ -	\$ -	\$ -	\$ -	\$ -	\$ -	\$ -	\$ -
Hanover	\$ 866,828	\$ -	\$ 3,188,438	\$ -	\$ 3,188,438	\$ -	\$ -	\$ -	\$ -	\$ -	\$ -	\$ -	\$ -	\$ -	\$ -	\$ -
Isle of Wight	\$ 380,275	\$ 1,487,523	\$ -	\$ -	\$ -	\$ -	\$ -	\$ -	\$ -	\$ -	\$ -	\$ -	\$ -	\$ -	\$ -	\$ -
James City	\$ 1,398,590	\$ -	\$ 1,392,364	\$ 867,146	\$ 38,437	\$ 41,147	\$ 2,818	\$ 45,620	\$ 293,900	\$ 71,572	\$ 31,724	\$ -	\$ -	\$ -	\$ -	\$ -
King William	\$ 982,483	\$ -	\$ 402,589	\$ 402,589	\$ -	\$ -	\$ -	\$ -	\$ -	\$ -	\$ -	\$ -	\$ -	\$ -	\$ -	\$ -
Loudoun	\$ 27,747,687	\$ 165,000	\$ 24,519,113	\$ -	\$ 7,823,126	\$ 8,675,939	\$ 12,299	\$ 2,105,093	\$ -	\$ 5,902,655	\$ -	\$ -	\$ -	\$ -	\$ -	\$ -
Louisa	\$ 19,765	\$ -	\$ 19,765	\$ -	\$ -	\$ 19,765	\$ -	\$ -	\$ -	\$ -	\$ -	\$ -	\$ -	\$ -	\$ -	\$ -
New Kent	\$ 529,433	\$ 206,229	\$ 223,591	\$ 84,251	\$ 139,340	\$ -	\$ -	\$ -	\$ -	\$ -	\$ -	\$ -	\$ -	\$ -	\$ -	\$ -
Powhatan	\$ 165,336	\$ -	\$ -	\$ -	\$ -	\$ -	\$ -	\$ -	\$ -	\$ -	\$ -	\$ -	\$ -	\$ -	\$ -	\$ -
Prince William	\$ 23,053,471	\$ -	\$ 11,640,734	\$ 6,000,000	\$ 3,349,323	\$ 1,073,665	\$ 164,106	\$ 1,016,481	\$ -	\$ -	\$ -	\$ 37,159	\$ -	\$ -	\$ -	\$ -
Rockingham	\$ 45,500	\$ -	\$ -	\$ -	\$ -	\$ -	\$ -	\$ -	\$ -	\$ -	\$ -	\$ -	\$ -	\$ -	\$ -	\$ -
Spotsylvania	\$ 1,740,661	\$ -	\$ 1,374,739	\$ -	\$ 923,705	\$ -	\$ -	\$ 14,025	\$ 20,000	\$ -	\$ -	\$ -	\$ -	\$ -	\$ -	\$ 417,009
Stafford	\$ 4,885,571	\$ -	\$ 209,298	\$ 149,298	\$ 60,000	\$ -	\$ -	\$ -	\$ -	\$ -	\$ -	\$ -	\$ -	\$ -	\$ -	\$ -
Warren	\$ 375,866	\$ -	\$ 122,671	\$ 45,471	\$ -	\$ -	\$ -	\$ 77,200	\$ -	\$ -	\$ -	\$ -	\$ -	\$ -	\$ -	\$ -
York	\$ 842,800	\$ 50,000	\$ 137,000	\$ -	\$ 137,000	\$ -	\$ -	\$ -	\$ -	\$ -	\$ -	\$ -	\$ -	\$ -	\$ -	\$ -
Total Counties	\$ 80,895,073	\$ 8,886,888	\$ 68,258,993	\$ 16,635,924	\$ 27,663,233	\$ 10,879,342	\$ 179,223	\$ 5,577,258	\$ 313,900	\$ 5,974,227	\$ 68,883	\$ -	\$ 549,994	\$ 417,009	\$ -	\$ -
Charlottesville	\$ 15,000	\$ 15,000	\$ 15,000	\$ -	\$ 15,000	\$ -	\$ -	\$ -	\$ -	\$ -	\$ -	\$ -	\$ -	\$ -	\$ -	\$ -
Chesapeake	\$ 2,845,383	\$ -	\$ 4,054,992	\$ 3,951,350	\$ 103,642	\$ -	\$ -	\$ -	\$ -	\$ -	\$ -	\$ -	\$ -	\$ -	\$ -	\$ -
Fairfax	\$ 345,240	\$ -	\$ -	\$ -	\$ -	\$ -	\$ -	\$ -	\$ -	\$ -	\$ -	\$ -	\$ -	\$ -	\$ -	\$ -
Franklin	\$ 24,287	\$ -	\$ 24,287	\$ -	\$ 24,287	\$ -	\$ -	\$ -	\$ -	\$ -	\$ -	\$ -	\$ -	\$ -	\$ -	\$ -
Fredericksburg	\$ 210,375	\$ -	\$ 31,330	\$ -	\$ 31,330	\$ -	\$ -	\$ -	\$ -	\$ -	\$ -	\$ -	\$ -	\$ -	\$ -	\$ -
Manassas	\$ 1,208,154	\$ -	\$ 502,500	\$ 500,000	\$ 2,500	\$ -	\$ -	\$ -	\$ -	\$ -	\$ -	\$ -	\$ -	\$ -	\$ -	\$ -
Suffolk	\$ 501,316	\$ -	\$ 1,506,774	\$ 1,506,774	\$ -	\$ -	\$ -	\$ -	\$ -	\$ -	\$ -	\$ -	\$ -	\$ -	\$ -	\$ -
Total Cities	\$ 5,149,756	\$ 15,000	\$ 6,134,883	\$ 5,958,124	\$ 176,759	\$ -	\$ -	\$ -	\$ -	\$ -	\$ -	\$ -	\$ -	\$ -	\$ -	\$ -
Herndon	\$ 95,500	\$ -	\$ 93,000	\$ 18,000	\$ -	\$ -	\$ -	\$ -	\$ -	\$ -	\$ -	\$ -	\$ -	\$ -	\$ -	\$ 75,000
Leesburg	\$ 1,196,997	\$ 626,000	\$ 863,950	\$ -	\$ 863,950	\$ -	\$ -	\$ -	\$ -	\$ -	\$ -	\$ -	\$ -	\$ -	\$ -	\$ -
Purcellville	\$ 224,644	\$ -	\$ -	\$ -	\$ -	\$ -	\$ -	\$ -	\$ -	\$ -	\$ -	\$ -	\$ -	\$ -	\$ -	\$ -
Smithfield	\$ 1,020	\$ -	\$ 1,020	\$ -	\$ -	\$ 1,020	\$ -	\$ -	\$ -	\$ -	\$ -	\$ -	\$ -	\$ -	\$ -	\$ -
Total Towns	\$ 1,518,161	\$ 626,000	\$ 957,970	\$ 18,000	\$ 863,950	\$ 1,020	\$ -	\$ -	\$ -	\$ -	\$ -	\$ -	\$ -	\$ -	\$ 75,000	\$ -
GRAND TOTAL	\$ 87,562,989	\$ 9,527,888	\$ 75,351,846	\$ 22,612,048	\$ 28,703,942	\$ 10,880,362	\$ 179,223	\$ 5,577,258	\$ 313,900	\$ 5,974,227	\$ 68,883	\$ -	\$ 549,994	\$ 492,009	\$ -	\$ -

APPENDIX E

**Summary of Statewide Cash Proffer Revenues and Expenditures FY 1999 – 2000
through FY 2017 – 2018**

Cash Proffer Revenues and Expenditures FY2000-FY2018



Revenues
Expenditures