



## COMMONWEALTH of VIRGINIA

MIRA SIGNER  
ACTING COMMISSIONER

DEPARTMENT OF  
BEHAVIORAL HEALTH AND DEVELOPMENTAL SERVICES

Post Office Box 1797  
Richmond, Virginia 23218-1797

Telephone (804) 786-3921  
Fax (804) 371-6638  
[www.dbhds.virginia.gov](http://www.dbhds.virginia.gov)

October 22, 2019

The Honorable Thomas K. Norment, Jr., Co-chair  
The Honorable Emmett W. Hanger, Jr., Co-chair  
Senate Finance Committee  
The Honorable Chris S. Jones, Chair  
House Appropriations Committee  
900 East Main Street  
Richmond, VA 23219

Dear Senator Norment, Senator Hanger, and Delegate Jones:

Senate Bill 260 of the 2014 Legislative Session requires the Department of Behavioral Health and Developmental Services (DBHDS) “*submit an annual report on or before June 30 of each year on the implementation of this act to the Governor and the Chairmen of the House Appropriations and Senate Finance Committees. The report shall include the number of notifications of individuals in need of facility services by the community services boards, the number of alternative facilities contacted by community services boards and state facilities, the number of temporary detentions provided by state facilities and alternative facilities, the length of stay in state facilities and alternative facilities, and the cost of the detentions in state facilities and alternative facilities.*”

Please find enclosed the report in accordance SB260. Staff at the department are available should you wish to discuss this request.

Sincerely,

A handwritten signature in blue ink that reads 'Mira Signer'.

Mira Signer  
Acting Commissioner

Cc:  
Hon. Daniel Carey., M.D.  
Marvin Figueroa  
Susan E. Massart  
Mike Tweedy



# COMMONWEALTH of VIRGINIA

MIRA SIGNER  
ACTING COMMISSIONER

DEPARTMENT OF  
BEHAVIORAL HEALTH AND DEVELOPMENTAL SERVICES

Post Office Box 1797  
Richmond, Virginia 23218-1797

Telephone (804) 786-3921  
Fax (804) 371-6638  
[www.dbhds.virginia.gov](http://www.dbhds.virginia.gov)

October 22, 2019

The Honorable Ralph S. Northam, Governor  
Commonwealth of Virginia  
Patrick Henry Building  
P.O. Box 1475  
Richmond, VA 23218

Dear Governor Northam:

Senate Bill 260 of the 2014 Legislative Session requires the Department of Behavioral Health and Developmental Services (DBHDS) “*submit an annual report on or before June 30 of each year on the implementation of this act to the Governor and the Chairmen of the House Appropriations and Senate Finance Committees. The report shall include the number of notifications of individuals in need of facility services by the community services boards, the number of alternative facilities contacted by community services boards and state facilities, the number of temporary detentions provided by state facilities and alternative facilities, the length of stay in state facilities and alternative facilities, and the cost of the detentions in state facilities and alternative facilities.*”

Please find enclosed the report in accordance SB260. Staff at the department are available should you wish to discuss this request.

Sincerely,

A handwritten signature in blue ink that reads "Mira Signer".

Mira Signer  
Acting Commissioner

Cc:  
Hon. Daniel Carey, M.D.  
Marvin Figueroa  
Susan E. Massart  
Mike Tweedy



Virginia Department of  
Behavioral Health &  
Developmental Services

# **Annual Report on the Implementation of Senate Bill 260 (2014)**

**June 30, 2019**

*DBHDS Vision: A Life of Possibilities for All Virginians*

# **Annual Report on the Implementation of Senate Bill 260 (2014)**

## **Preface**

This report is submitted in response to Senate Bill (SB) 260 (Chap. 691, 2014), which amended and added several sections of the *Code of Virginia* related to emergency custody and temporary detention of adults and minors. The fourth enactment clause of this legislation reads as follows:

*4. That the Department of Behavioral Health and Developmental Services shall submit an annual report on or before June 30 of each year on the implementation of this act to the Governor and the Chairmen of the House Appropriations and Senate Finance Committees. The report shall include the number of notifications of individuals in need of facility services by the community services boards, the number of alternative facilities contacted by community services boards and state facilities, the number of temporary detentions provided by state facilities and alternative facilities, the length of stay in state facilities and alternative facilities, and the cost of the detentions in state facilities and alternative facilities.*

# **Annual Report on the Implementation of Senate Bill 260 (2014)**

## **Table of Contents**

Introduction .....	3
Impact of SB 260 .....	5
System Initiatives.....	12
Appendix A: Overview of SB 260 .....	13

## Introduction

In response to concerns about Virginia's behavioral health crisis response system, the General Assembly enacted SB 260 to ensure that every individual who met the criteria for temporary detention was provided with timely access to inpatient psychiatric care. Since the enactment of SB 260, Department of Behavioral Health and Developmental Services (DBHDS) has continued to partner with the relevant stakeholders, including the community services boards (CSBs), state psychiatric hospitals, private hospitals, magistrates, law enforcement, and others to monitor the requirements set forth in SB 260. An overview of the legislation can be found in Appendix A. The most salient impacts of SB 260 for Virginia's behavioral health crisis response system are described below.

- Following an initial increase in the second year, the *average daily number* of face-to-face evaluations completed by CSB emergency services clinicians for involuntary hospitalizations in FY 2016 has decreased steadily.
  - FY 2015: 229 evaluations per day; 83,701 total
  - FY 2016: 262 evaluations per day; 96,041 total
  - FY 2017: 256 evaluations per day; 93,482 total
  - FY 2018: 251 evaluations per day; 91,718 total
  - ⊖ FY 2019 (first two quarters): 238 evaluations per day
- After a slight increase in the second year, the *number of temporary detention orders (TDOs) issued daily* has remained stable over time.
  - FY 2015: 68 TDOs issued daily; 24,889 total
  - FY 2016: 71 TDOs issued daily; 25,798 total
  - FY 2017: 71 TDOs issued daily; 25,852 total
  - FY 2018: 70 TDOs issued daily; 25,679 total
  - FY 2019 (first two quarters): 70 TDOs issued daily
- Since the enactment of SB 260, there has been a continual increase in the *daily number* of state hospital admissions of individuals under a TDO, growing by 294 percent between FY 2013 and FY 2018. This trend is continuing in FY 2019.
  - In FY 2013, state hospitals admitted an average of 3.7 individuals per day under a TDO or a total of 1,359 admissions
  - In FY 2014, state hospitals admitted an average of 4.3 persons per day under a TDO or a total of 1,579 admissions
  - In FY 2015, state hospitals admitted an average of 6.0 persons per day under a TDO or a total of 2,192 admissions
  - In FY 2016, state hospitals admitted an average of 9.6 persons per day under a TDO or 3,497 admissions
  - In FY 2017, state hospitals admitted an average of 10.5 persons per day under a TDO or a total of 3827 admissions
  - In FY 2018, state hospitals admitted an average of 14.7 persons per day under a TDO or a total of 5357 admissions
  - In FY 2019(first two quarters), state hospitals admitted an average of 15.2 persons per day under a TDO or a total of 2783 admissions

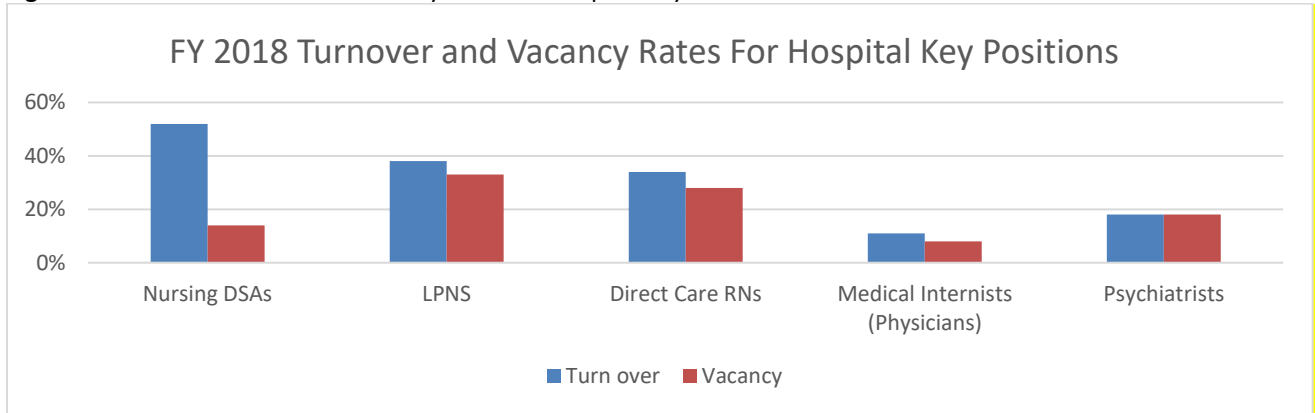
The information above shows, that, while face to face evaluations are trending downward and overall TDO rates are relatively steady across Virginia, TDO admissions to state hospitals have continued to increase dramatically, growing from 1,359 TDO admissions prior to the implementation of SB 260 to a total of 5,357 admissions in FY 2018, for a growth rate of 294%. The primary reason for the continuing growth in TDO admissions to state hospitals is the declining rate of private hospital admissions for individuals under a TDO, dropping from 91.2% in FY 2015 to 80.6% in FY 2018. This overall trend is continuing in the first two quarters of FY 2019. As a result, Virginia is using approximately 28 more state psychiatric hospital beds each year.

**Figure 1:** Evaluations, TDOs and Admissions, FY 2015 – FY 2018 (Projected)

Year	Number of Crisis Evals	Number of TDOs	% of Evals. Resulting in TDOs	TDOs Admits to Private Hospitals	% of TDO Admits to Total Admits to Private Hospitals
FY 2015	83,701	24,889	29.7%	(91.2%) 22,687	(47.0%) 48,223
FY 2016	96,041	25,798	26.8%	(86.5%) 22,322	(45.8%) 48,709
FY 2017	93,482	25,852	27.7%	(84.6%) 21,861	(43.8%) 49,952
FY 2018 <i>Projected</i>	90,192	25,632	28.4%	(80.6%) 20,649	(40.6%) 50,825

Virginia’s state hospitals are operating at a 95% utilization rate or above. Research and national standards show that operating at 85% of capacity is optimal for both patients and staff. Utilization rates significantly above 85% can compromise the quality of care and impact patient and staff safety. Staff turnover and vacancy rates have grown along with the increase in average daily census at the state hospitals. The vacancy rates have increased as the state hospitals struggle to retain current staff and successfully recruit new staff. Figure 2 shows the turnover and vacancy rates for key positions in FY 2018. In FY 2019, DBHDS received \$12.2 million to bring the salaries of registered nurses (RNs), license practical nurses (LPNs), and direct service associates (DSAs) within 3% of the market salary. These increases went into effect on January 10, 2019. While it is too early to be certain, DBHDS believes these salary actions, along with the additional \$7.8 million for additional RN, LPN, DSA, and psychiatry positions in FY 2020 could significantly impact the turn over and vacancy rates for these positions.

**Figure 2:** FY 2018 Turnover and Vacancy Rates for Hospital Key Positions



The lack of needed community based housing and support services further compounds state hospital census pressures. In FY 2018, a monthly average of 167 persons, or approximately 12% percent of all individuals in state hospitals, were clinically ready to leave but were unable to do so due to a lack of community resources. For the first two quarters in FY 2019, this number has grown to an average of 13% of all individuals in state hospitals.

DBHDS continues to work diligently with the community services boards and private providers to address the growing census pressures related to individuals who are clinically ready to leave state hospitals by investing in needed residential and support services. In FY 2017, DBHDS worked with Tidewater Community Services Board to create an assisted living facility for individuals who required a higher level of residential supervision and support needs. In FY 2018, DBHDS also invested in the development of four additional transitional group homes for individuals who are able to transition into more integrated community settings, and two additional assisted living facilities for those who have more complex care needs. As a result of the development of these services, the number of bed days used by individuals who are clinically ready for discharge has dropped by 44%, declining from 117,181 bed days in FY 2015 to 69,598 bed days in FY 2018. DBHDS will continue investing in specialized community residential infrastructure and support services in FY 2020 and focus on addressing the complex medical and intensive supervisory needs of individuals who are clinically ready for discharge from state hospitals.

## Impact of SB 260

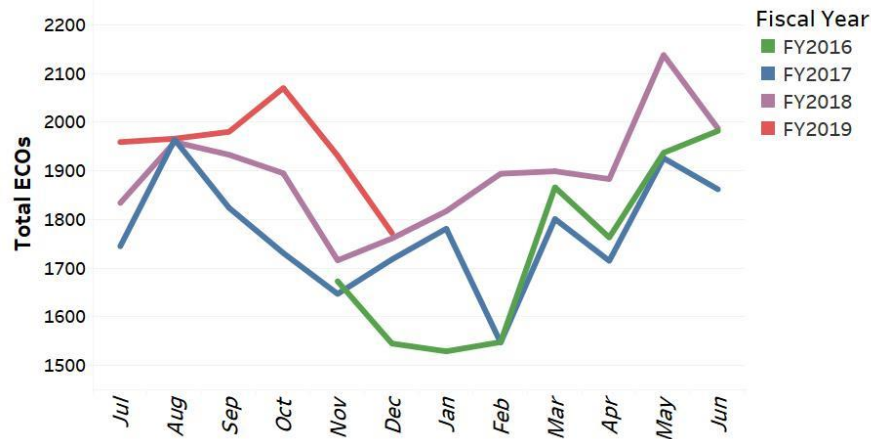
In response to SB 260, DBHDS and the community services boards developed new standards and protocols to ensure that individual in acute psychiatric crisis, meeting clinical criteria for temporary detention, would receive that care that they needed. This section describes the standards and protocols developed in response to SB 260 and summarizes the impact of the legislation in the following key areas.



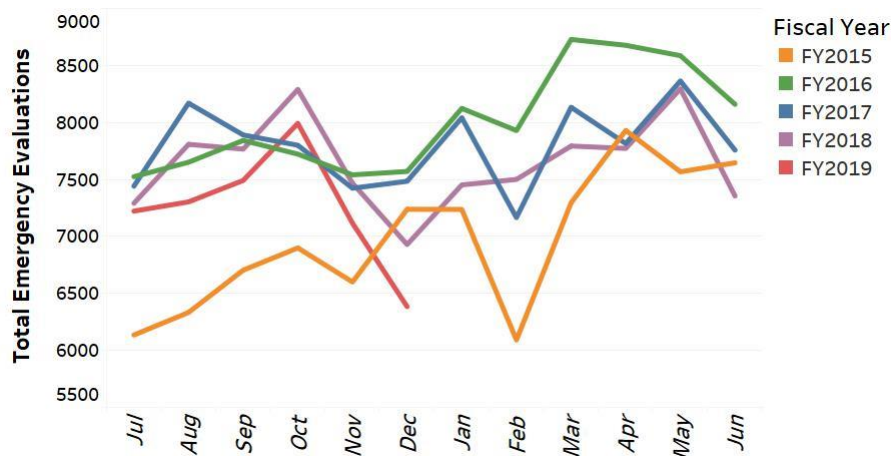
### Emergency Custody Orders, CSB Emergency Evaluations, and Executed TDOs –

Emergency evaluations are comprehensive in-person clinical examinations conducted by CSB emergency services staff for individuals who are in crisis. These evaluations may be conducted in person or electronically by two-way video and audio communication. An emergency custody order (ECO) is issued by a magistrate authorizing a person to be taken into custody for up to eight hours and transported for an evaluation to determine if the individual meets the criteria for temporary detention and to assess the need for hospitalization and treatment. Figure 3, below, shows the frequency of ECOs during FY 2016, FY 2017, FY2018, and the first two quarters of FY 2019. ECO data has been collected since November 2015.

**Figure 3:** Number of Emergency Custody Orders, FY 2016-Mid-Year FY 2019



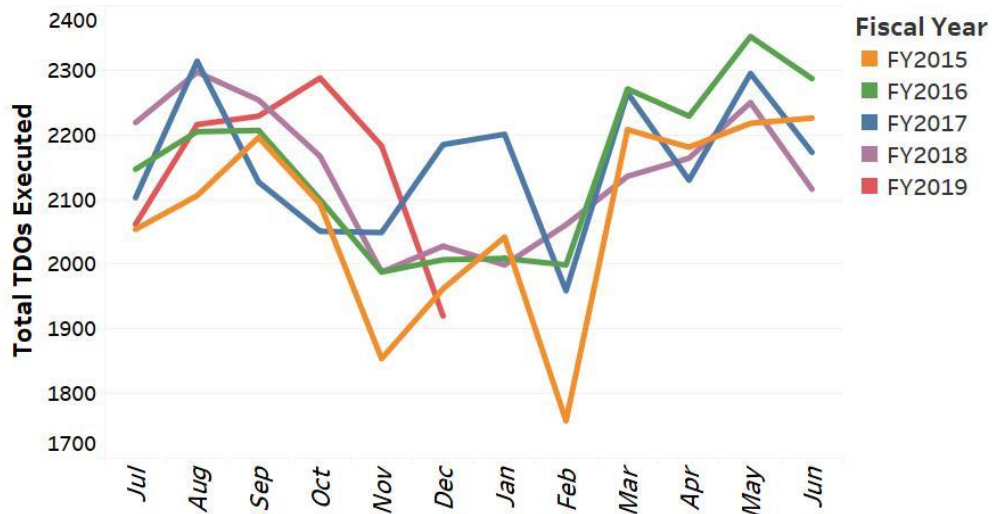
**Figure 4:** Number of CSB Emergency Evaluations, FY 2015 - Mid-Year FY 2019



During the ECO period, if an individual is determined to meet temporary detention criteria, a TDO is issued by a magistrate authorizing a person to be taken into custody and transported to a psychiatric facility. A TDO is considered executed at the time when the individual is served with the TDO and taken into custody for the purpose of being transported to the hospital for admission. Most CSB Emergency Evaluations do not result in a recommendation for a TDO.

Figure 5, below, shows the number of executed TDOs for FY 2015, FY 2016, FY 2017, FY2018, and the first two quarters of FY 2019.

**Figure 5:** Number of TDOs Executed, FY 2018 – Mid-Year FY2019



The number of TDOs executed daily has remained relatively consistent after an initial increase in the number of TDOs issued in the second year of SB 260. In addition to data shown above, the CSBs also collect data on critical events associated with CSB emergency services utilization, TDOs, and the factors contributing to these events. DBHDS requires this data to be submitted monthly by each CSB and geographic region. DBHDS also requires case-specific reports from individual CSBs within 24-hours of any event involving an individual who has been determined to require temporary detention for which the TDO is not executed for any reason. These reports are aggregated and analyzed monthly.

**State Hospital Admissions** – Overall, admissions to state hospitals continue to increase significantly since the passage of SB 260. Figure 6, below, shows the trend in state hospitals for FY 2015 through, FY 2018, and the first two quarters of FY 2019.

**Figure 6:** Number of State Hospital (SH) Admissions, FY 2015 – Mid-Year FY 2019

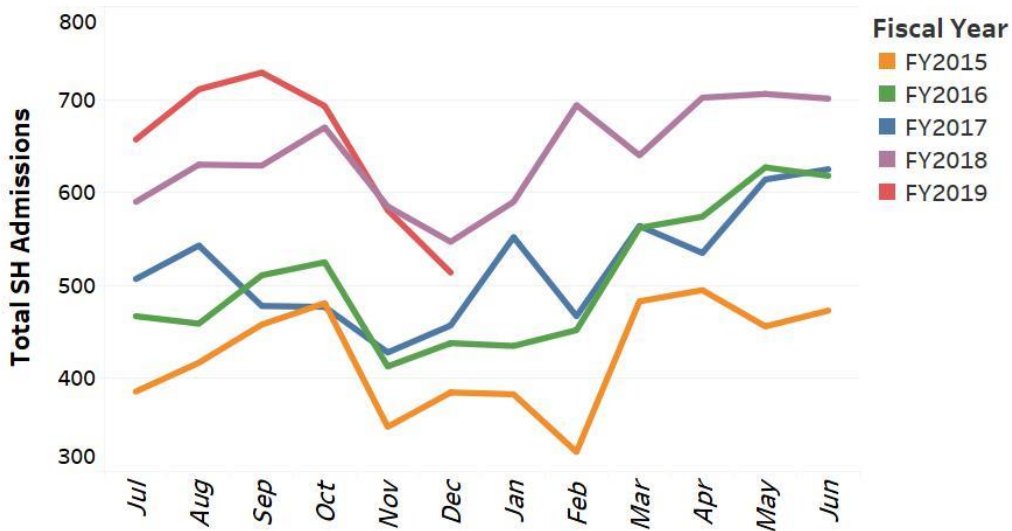
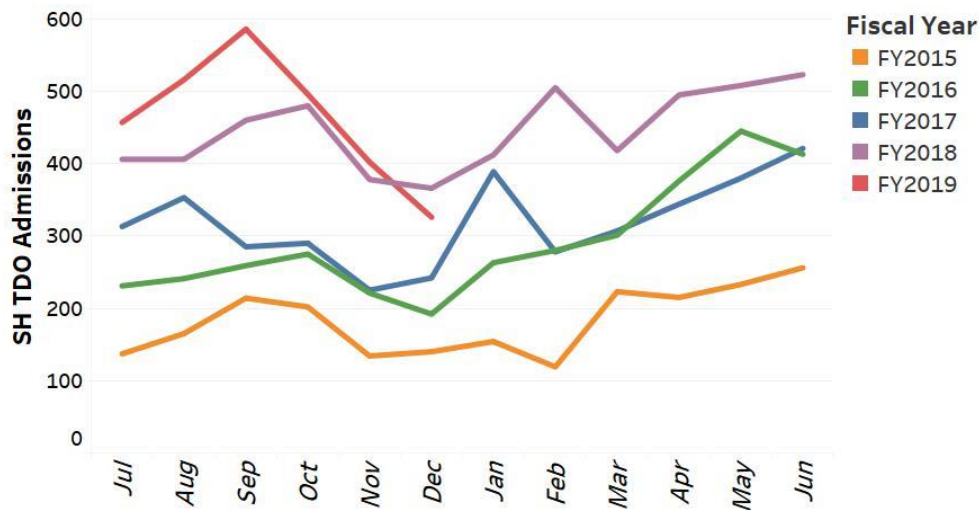


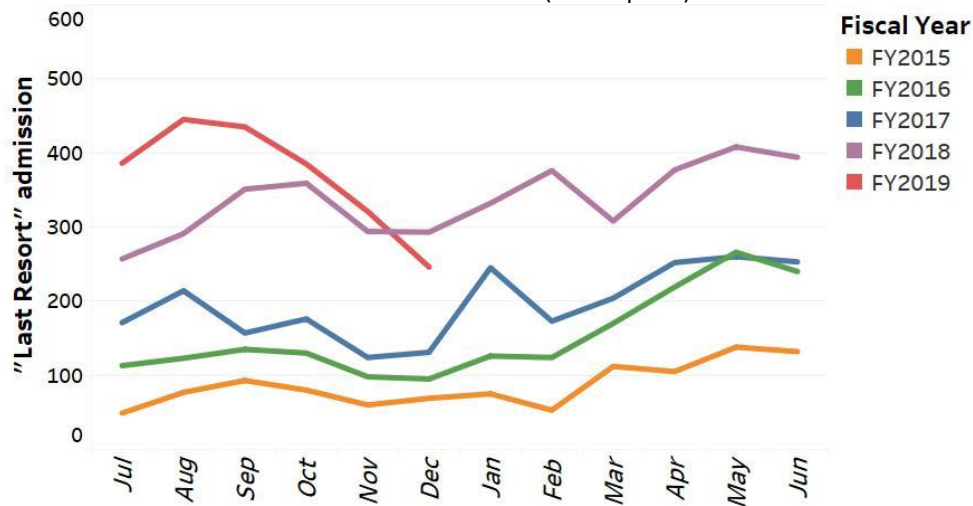
Figure 7, below, shows only the civil TDO admissions. TDO admissions to state hospitals have increased dramatically since 2014 and the passage of SB 260 with the sharpest increase in October and February of 2018.

**Figure 7:** Number of SH TDO Admissions, FY 2015 – Mid-Year FY 2019



**Number of “Last Resort” Admissions** – Figure 8, below, shows the number of cases when an individual was admitted to a state hospital under the last resort provision of §§37.2-809.1 and 16.4-340.1:1 because no other alternative facility could be found at the conclusion of the eight hour period of emergency custody. There has been an unprecedented increase in the number of last resort admissions to the state hospitals and this trend has continued through the first two quarters of FY 2019. This data reflects a continuing decline in the percent of TDO admissions admitted to private psychiatric hospitals. In FY 2015, private psychiatric hospitals admitted 91.2 percent of all individuals admitted under a TDO. In FY 2018, the private psychiatric hospitals admitted 79.1 percent of all individuals admitted under at TDO.

**Figure 8: Last Resort Admissions – FY 2015 - Mid-Year FY2019 (CSB Reports)**



**Length of Stay for Temporary Detention** – SB 260 extended the maximum period of temporary detention for adults from 48 hours to 72 hours. In FY 2014, the average length of stay for adults admitted to state hospitals under a temporary detention order was 4.43 days, in FY 2015 it was 2.25 day and in FY 2016 it was 2.31 days. In FY 2017, the average length of stay for adults admitted to state hospitals under a TDO was 2.51 days, in FY 2018, the average length of stay for adults admitted to state hospitals under a temporary detention order was 2.56 days, and from July 1, 2018 to December 31, 2018, it was 2.64. Corresponding data are not available from private psychiatric hospitals.

**Number of Alternative Hospitals Contacted** – The CSBs in each region have regional admissions protocols which establish the processes for contacting the alternative hospitals prior to requesting admission to the regional state hospital. The regional admissions protocols identify alternative hospitals to be contacted based on variations in resources within the region including: (1) Number of crisis stabilization beds, (2) Number of private hospitals, and (3) Capacity of those hospitals to serve individuals with specialized and intensive needs. On average, emergency services staff contact 25 to 30 private hospitals prior to seeking admission to the regional state hospital.

**Treatment Costs for Individuals under Temporary Detention** – DBHDS is unable to provide a complete and comprehensive estimate of the full cost of temporary detention in the Commonwealth because the costs are paid from various sources, including private insurance, Medicare, Medicaid, and other funds. There is no available source data for all this information. Figure 9, below, shows the costs for temporary detention in state hospitals for FY 2014 - FY 2018 and through the first two quarters of FY 2019. In FY 2018, the cost for civil TDO beds at state hospitals grew by 42.9% when compared to the total costs of FY 2017.

**Figure 9: Costs for Individuals Under TDO Admitted to State Hospitals for FY 2014 – Mid-Year 2018**

Total cost for TDO Bed Days by FY at State Hospitals			
	Total Civil TDO Bed Days	Average cost for a Bed Day	Total Cost for Civil TDO Bed Days <sup>1</sup>
FY 2014	82,151	\$723.83	\$59,463,358.33
FY 2015	95,477	\$747.14	\$71,334,685.78
FY 2016	125,208	\$757.86	\$94,890,134.88
FY 2017	151,599	\$755.50	\$114,533,044.50
FY 2018	201,844	\$811.00	\$163,695,484.00
FY 2019 (Jul-Dec 2018)	106,896	\$816.57	\$87,288,066

<sup>1</sup> Civil bed days times average bed day cost

A more comprehensive measure of the cost of temporary detention includes the total charges to the Involuntary Commitment Fund (IMCF) administered by Department of Medical Assistance Services (DMAS). An individual’s TDO stay may be covered by private insurance, by other public insurance, by Medicaid, by a Medicaid Managed Care Organization, or it may not be covered. When there is no payer available, the psychiatric hospital submits its claims to DMAS for payment through the IMCF, which is funded entirely by general fund dollars. The IMCF pays the hospital and physician costs for uncovered costs associated with individuals hospitalized under a TDO. The TDO Fund in Figure 10 below represents statewide expenditures paid by DMAS through the IMCF to private and state psychiatric hospitals in Virginia for temporary detention services. The Medicaid Fund column represents TDO costs covered by Medicaid. The total IMCF and Medicaid expenditures for FY 2015 through FY 2018, and the first two quarters of FY 2019 are displayed below.

**Figure 10: Reimbursements for Temporary Detention from the ICMF and Medicaid**

Temporary Detention Order Expenditures	ICMF TDO Fund	Medicaid Fund
FY 2015	\$14,608,199.46	\$1,460,856.37
FY 2016	\$16,146,916.20	\$1,089,591.37
FY 2017	\$17,633,225.52	\$1,292,112.50
FY 2018	\$16,987,753.57	\$1,127,452.49
FY 2019 (July-December 2018)	\$10,891,934.73	\$446,715.52

Source: DMAS

**Notifications to State Hospitals – SB 260** added requirements throughout the emergency custody process. First, a law enforcement officer must notify the appropriate CSB of the ECO “as soon as practicable” after the officer takes the individual into emergency custody. After receiving this notification, the CSB evaluator is, in turn, required to notify the appropriate state hospital of the pending ECO evaluation, and to communicate that, if no alternative hospital placement is found, the individual will be referred to the state hospital for temporary detention. The CSB evaluator is required to make another notification to the state hospital to convey the results of the evaluation. The CSB evaluator may continue to communicate with the state hospital until the case is resolved. DBHDS state hospitals are required to document the initial notifications.

**LIPOS Bed Usage** – Local Inpatient Purchase of Services (LIPOS) contracts with private hospitals to provide acute, short-term mental health psychiatric inpatient services instead of admitting these individuals to inpatient treatment in state hospitals. While there is no requirement in SB 260 related to LIPOS, DBHDS continues to monitor usage of the program by private hospitals as a way to understand and plan for increases in state hospital admissions. As shown below in Figure 11, data from FY 2017 and projected numbers based on the first three quarters of FY 2018 show a decline in LIPOS usage by private hospitals. The Virginia Hospital and Healthcare Association attributes the decrease in uninsured individuals under a TDO to the increased rates of voluntary admissions. This further accounts for the recent trend in increased admissions and census pressures on the state hospitals. DBHDS will continue collecting LIPOS data and analyzing trends related to private hospital usage of this program. Figure 11 also includes information on the regional psychiatric beds that are available per 100,000 population.

**Figure 11:** Regional LIPOS Beds

Region	LIPOS Beds		LIPOS Funds		Psychiatric Beds per 100,000		
	FY 2018	FY 2019 Projected	Total LIPOS Funds Allocated	LIPOS \$ per 100,000	Private	State	Total
Region 1	481	416	\$702,172	\$43.77	7.99	23.57	31.56
Region 2	925	848	\$1,888,270	\$75.79	10.65	8.92	19.57
Region 3	996	585	\$1,602,077	\$139.07	38.9	44.4	83.3
Region 4	506	559	\$3,941,477	\$291.77	35.33	18.9	54.23
Region 5	1,134	1,064	\$1,178,984	\$62.99	16.19	20.9	37.09
<b>TOTAL</b>	<b>4,042</b>	<b>3,472</b>	<b>\$9,312,980</b>	<b>\$109.95</b>			

In addition, DBHDS contracts with private hospitals to purchase beds with the intention of diverting individuals from state hospital admission when a bed of last resort is requested by a CSB. Typically, private bed purchase by CSBs occurs during the TDO bed search during the ECO period, but if no private bed can be located and a state hospital admission is requested, the state hospital can access the DBHDS LIPOS contract to request admission. The contract is currently held between DBHDS and Poplar Springs Hospital. Figure 12 below shows the number of bed days purchased and the cost of bed days for adults under this contract as well as the number of children and adolescents diverted from the Commonwealth Center for Children and Adolescents and the total cost of those diversions.

**Figure 12:** Last Resort Diversion LIPOS Contract with Poplar Springs, FY 2017 – FY 2018 (July – April)

	LIPOS Diversion Contract for Adults		LIPOS Diversion Contract for Children & Adolescents	
	Number of adult bed days	Total funds to purchase beds	Number of children & adolescents diverted	Total funds to purchase children & adolescent beds
FY 2018	185	\$132,555	243	\$1,016,460
FY 2019 (July - March)	12	\$10,260	151	\$726,555

# Appendices

## Appendix A: Overview of SB 260

SB 260 bill was signed into law as Chapter 691 by Governor McAuliffe effective April 6, 2014. The salient features of this bill are described below:

- *Eight hour maximum period of emergency custody:* The legislature extended the maximum period of emergency custody to eight hours from four hours with a possible two hour extension, in §§ 16.1-340 (minors), 19.2-182.9 (NGRI acquittees on conditional release) and 37.2-808 (adults).
- *Law officer notification:* SB 260 specified that a law officer who executes an ECO under §§ 16.1-340 (minors) and 37.2-808 (adults) must notify the appropriate community services board (CSB) of the execution of the emergency custody “as soon as practicable” after execution.
- *Written explanation of ECO and TDO process:* An adult taken into emergency custody or temporary detention must be given a written explanation of the process and the statutory protections associated with these procedures (§§ 37.2-808 and 37.2-809).
- *Eight hour mandatory outpatient treatment (MOT) examination period:* The period of custody to perform an examination required for court review of a MOT plan was changed from four hours to eight hours in §§ 16.1-345.4 (minors) and 37.2-817.2 (adults).
- *State hospitals are “last resort” hospitals for temporary detention:* Under §§ 16.1-340.1 (minors) and 37.2-809 and 37.2-809.1 (adults), state hospitals are required to admit any individual for temporary detention who is not admitted to an alternative treatment facility, such as a community private psychiatric hospital, prior to the expiration of the emergency custody period. This provision ensures that no individual meeting clinical criteria for temporary detention is denied access to care, because the state hospital will serve as the “last resort” in the event the treatment cannot be accessed in a private psychiatric community hospital or other facility. Finally, to ensure that no individual slips through system cracks, an individual who is deemed to need temporary detention may not be released from custody except for the purposes of transportation to the temporary detention facility.
- *State hospitals may seek alternative facilities:* Under §§ 16.1-340 (minors) and 37.2-808 (adults), state hospitals and CSBs may continue to search for an alternative temporary detention hospital for an additional four hours following admission for anyone who is admitted because a suitable alternative facility could not be found by the time the eight hour emergency custody period expired. Any such alternative facility must be willing and able to provide appropriate care. A second enactment clause in SB 260 specified that these provisions expire on June 30, 2018. SB 673 of the 2018 legislative session repealed the expiration of this provision allowing it to be used beyond June 30, 2018.
- *72-hour maximum period of temporary detention:* The maximum period of temporary detention prior to a hearing was extended from 48 hours to 72 hours in §§ 19.2-169.6 (jail inmates), 19.2-182.9 (NGRI acquittees on conditional release) and 37.2-809 and 37.2-814 (adults).
- *Acute Psychiatric Bed Registry:* § 37.2-808.1 was added to SB 260 requiring DBHDS to operate an acute psychiatric bed registry to provide real-time information on bed availability to designated searchers so that CSBs, inpatient psychiatric hospitals, public and private residential crisis stabilization units, and health care providers working in an emergency room of a hospital, clinic or other facility rendering emergency medical care could access information about psychiatric bed availability through the bed registry and this information.