

MOVING NORTHERN VIRGINIA FORWARD



Fiscal Year 2019 Annual Report to the Joint Commission on Transportation Accountability

November 7, 2019

Northern Virginia Transportation Authority
3040 Williams Drive, Suite 200
Fairfax, VA 22031
Phone: (703) 642 4652
Fax: (703) 642 5077

NVTA Jurisdictions and Major Transportation Facilities in Northern Virginia

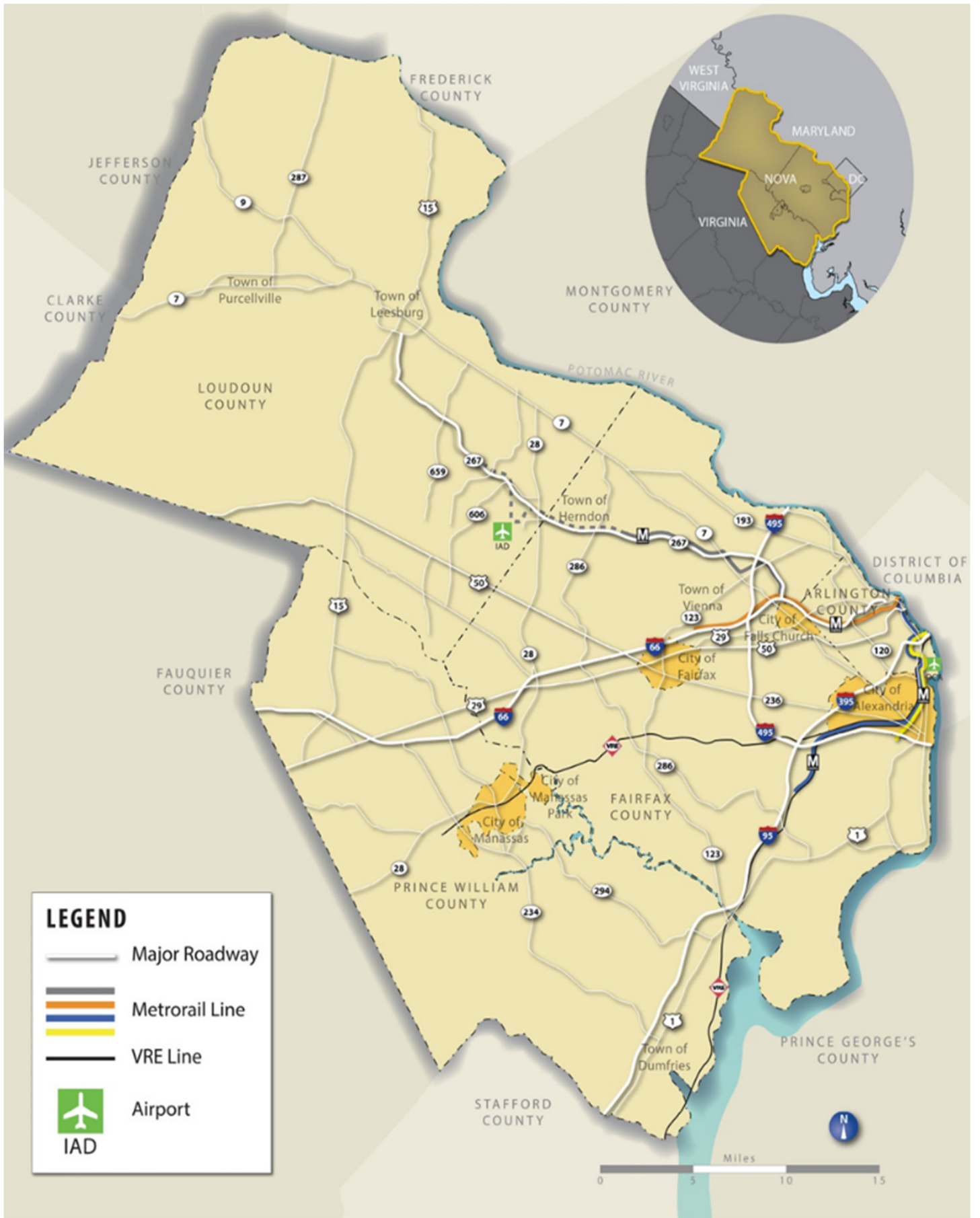


Table of Contents

Background	1
What is New?	1
Fiscal Year 2019 – Overall Revenue and Allocation	2
Fiscal Year 2018-2023 Six Year Program – 70 Percent Regional Revenue Funds	3
Fiscal Year 2019 – 30 Percent Local Distribution Revenue Funds	5
Fiscal Year 2020-2025 Revenue Estimates	10

List of Tables

Table 1. Projects Adopted in the FY2018-2023 Six Year Program	3
Table 2. 30 Percent Local Funds Distribution for FY2019 (as of June 30, 2019)	5
Table 3. Projects Programmed by Jurisdictions with 30 Percent Local Distribution Funds	6
Table 4. NVTA Revenue and Distribution Estimates for FY2020-2025	10

List of Figures

Figure 1. NVTA FY2019 Revenue Breakdown	2
Figure 2. NVTA FY2019 HB2313 Revenue Allocation	2
Figure 3. NVTA FY2020-2025 Estimated Revenue Breakdown	11
Figure 4. NVTA FY2020-2025 Estimated Revenue Allocation	11

This page is intentionally left blank

Background

The Northern Virginia Transportation Authority (NVTA) is a political subdivision of the Commonwealth of Virginia, created in 2002 by the General Assembly through the Northern Virginia Transportation Authority Act, Chapter 25, Title 33.2, of the Code of Virginia (Senate Bill 576). The NVTA's primary functions are to conduct regional transportation project planning, prioritization and funding for Northern Virginia.

On April 3, 2013, the Virginia General Assembly approved House Bill 2313 (HB 2313). This legislation established a funding stream for transportation in Northern Virginia and allows the Authority to begin fulfilling its mission to address regional transportation challenges. HB 2313 separates these funds into "70% Regional Revenue," which is allocated by the Authority for regional transportation projects; and "30% Local Distribution Revenue," which is distributed to localities for their transportation projects and purposes. Revenues began to flow to the Authority on July 1, 2013. Subsequently, on July 24, 2013, the Authority approved its first project list, the FY2014 Program, setting in motion a new era of transportation improvements for the Northern Virginia region. The Authority adopted its next two programs, the FY2015-16 Program and the FY2017 Program on April 23, 2015, and July 14, 2016, respectively. On June 14, 2018, the Authority adopted its inaugural Six Year Program (FY2018-2023 SYP) with 44 projects totaling \$1.285 billion in funding. The Authority issued a Call for Regional Transportation Projects for the FY2020-2025 SYP update, on July 11, 2019, with an application submission deadline of September 27, 2019.

The member jurisdictions of the NVTA include the counties of Arlington, Fairfax, Loudoun and Prince William; and the cities of Alexandria, Fairfax, Falls Church, Manassas and Manassas Park. The NVTA's governing body consists of seventeen members as follows: the chief elected official, or their designees, of the nine cities and counties that are members of the Authority; two members appointed by the Speaker of the House (one must be a member of the House of Delegates) residing in different counties and cities embraced by the Authority; one member of the Senate, appointed by the Senate Committee on Rules; and two citizens who reside in different counties and cities embraced by the Authority, appointed by the Governor. In addition, the Director of the Virginia Department of Rail and Public Transportation, or his/her designee; the Commissioner of Highways, or his/her designee; and the chief elected officer of one town in a county which the Authority embraces, serve as non-voting member of the Authority.

As per the Virginia General Assembly Budget Bill HB 5002 of 2014, the Joint Commission on Transportation Accountability (JCTA) shall regularly review, and provide oversight of the usage of funding generated pursuant to the provisions of House Bill 2313. To meet this requirement, the NVTA has prepared this report to inform the JCTA on the uses of the Northern Virginia Transportation Authority Fund for FY2019.

What is New?

During the 2018 General Assembly Session, HB1539/SB 856(2018) resulted in the diversion of two of the Authority's three revenue sources. The Transient Occupancy Tax and the Grantor's Tax are now assigned to the WMATA Capital Fund. The annual impact was a loss of \$102 million in Authority revenues for regional (70%) and local (30%) use.

The 2019 General Assembly Session brought a small recovery of the \$102 million per year revenue diversion through SB1716/ HB2718 (2019). The Commonwealth estimates that when fully implemented in FY 2022, SB1716/HB2718 (related to the I-81 funding agreement) will raise just under \$20 million per year for the Authority and its member jurisdictions.

These changes, combined with other impacts of the WMATA Funding Bill (HB1539/SB 856), is resulting in increased funding demand for regionally significant projects (including previously funded regional projects seeking funds for new project phases) in future programming cycles.

Fiscal Year 2019 – Overall Revenue and Allocation

HB 2313 generated approximately \$262.8 million in FY2019. These funds were then distributed, as per HB 2313, with 30% to the member jurisdictions and 70% to the selected regional transportation projects.

Figure 1. NVTA FY2019 Revenue Breakdown

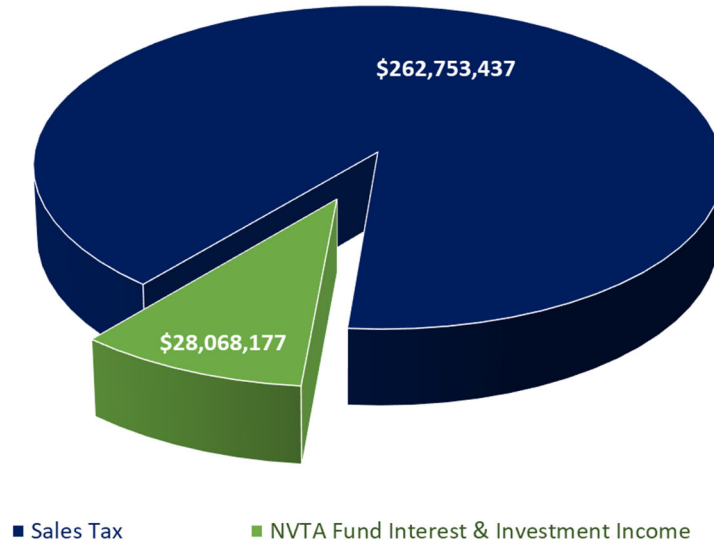
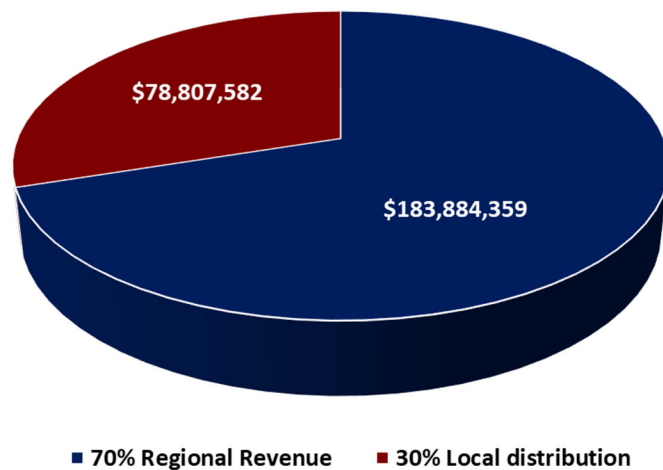


Figure 2. NVTA FY2019 HB2313 Revenue Allocation



Fiscal Year 2018-2023 Six Year Program – 70 Percent Regional Revenue Funds

In June 2018, the Authority adopted its first approving \$1.285 billion for 44 multimodal projects across the region. The Authority appropriated \$524,933,959 for 15 of these projects in FY2019.

The Authority is currently in the process of updating the Six Year Program. Details of the projects in the FY2018-2023 Program are provided in Table 1.

Table 1. Projects Adopted in the FY2018-2023 Six Year Program

Jurisdiction / Agency	Project Title	NVTA Funding Amount	Phases Funded	FY2019 Appropriation
County				
Arlington	ART Operations and Maintenance Facilities	\$39,027,000	Design, PE, CN, Cap Asset Acquisition	Funds appropriated; SPA executed
Arlington	Crystal City Metrorail Station East Entrance and Intermodal Connections	\$5,000,000	Design, PE	
Arlington	Pentagon City Multimodal Connections and Transitway Extension	\$28,850,000	CN	
Arlington	Intelligent Transportation System Improvements	\$10,000,000	Design, PE, ROW, CN, Cap Asset Acquisition	Funds appropriated; SPA executed
Fairfax	Route 1 Widening (Mount Vernon Memorial Highway to Napper Road)	\$127,000,000	Design, PE, ROW, CN	
Fairfax	Richmond Highway Bus Rapid Transit - Phases I & II	\$250,000,000	Design, PE, ROW, CN	Funds appropriated; SPA executed
Fairfax	Frontier Drive Extension and Intersection Improvements	\$25,000,000	ROW	
Fairfax	Route 28 Widening: Route 29 to Prince William County Line	\$16,000,000	CN	
Fairfax	Richmond Highway (Route 1)/CSX Underpass Widening	\$12,000,000	CN	
Fairfax	Rolling Road Widening: Hunter Village Drive to Old Keene Mill Road	\$11,111,000	ROW, CN	
Fairfax	Fairfax County Parkway Widening from Ox Road to Lee Highway includes a grade separated interchange at the intersection of Popes Head Road	\$67,000,000	ROW, CN	
Fairfax	Rock Hill Road Bridge	\$20,604,670	Design, PE, ROW	
Loudoun	Route 15 Bypass Widening: Battlefield Parkway to Montresor Road	\$54,000,000	ROW, CN	
Loudoun	Northstar Boulevard - Shreveport Drive to Tall Cedars Parkway	\$64,805,000	ROW, CN	
Loudoun	Extend Shellhorn Road: Loudoun County Parkway (Route 607) to Randolph Drive (Route 1072)	\$16,000,000	ROW, Utility	
Loudoun	Route 28 Northbound Widening –between the Dulles Toll Road and Sterling Boulevard	\$20,000,000	CN	Funds appropriated; SPA executed
Loudoun	Prentice Drive Extension: Lockridge Road (Route 789) to Shellhorn Road (Route 643)	\$76,230,000	ROW, Utility, CN	
Loudoun	Route 9 Traffic Calming	\$12,112,000	Design, PE, ROW, Utility, CN	Funds appropriated; SPA executed
Loudoun	Dulles West Boulevard Widening: Loudoun County Parkway to Northstar Boulevard	\$47,800,000	Design, PE, ROW, Utility, CN	Funds appropriated; SPA executed
Loudoun	Evergreen Mills Road Intersection Realignments – Watson Road and Reservoir Road	\$14,000,000	Design, PE, ROW, Utility, CN	Funds appropriated; SPA executed

Prince William	RT28 corridor improvements (Fitzwater Dr to Pennsylvania Ave)	\$15,000,000	CN	Funds appropriated; SPA executed
Prince William	Route 28 Corridor Feasibility Study - Environmental Impact Statement (City of Manassas to Fairfax County)	\$3,500,000	EIS	
Prince William	Construct Route 28 Corridor Roadway Improvements	\$89,000,000	Design, PE, ROW, CN	
Prince William	Construct Interchange at Route 234 and Brentsville Road	\$54,900,000	Design, PE, ROW, CN	Funds appropriated; SPA executed
Prince William	Construct Interchange at Prince William Parkway and University Blvd	\$24,200,000	Design, PE, ROW, CN	Funds appropriated; SPA executed
Prince William	Summit School Rd Extension and Telegraph Rd Widening	\$11,000,000	Design, PE, ROW, CN	Funds appropriated; SPA executed
Prince William	Construct Interchange at Prince William Parkway and Clover Hill Road	\$1,900,000	Design, PE, ROW, CN	
City				
Alexandria	West End Transitway: Northern Segment (Phase 1)	\$2,200,000	ROW	
Alexandria	Alexandria ITS Projects	\$1,195,491	Design, PE, CN	
Alexandria	Alexandria Bus Network ITS	\$150,000	Cap Asset Acquisition	Funds appropriated; SPA executed
Alexandria	DASH Transit Service Enhancements and Expansion	\$11,933,161	Design, PE, CN, Cap Asset Acquisition	
Alexandria	Alexandria Duke St Transitway	\$12,000,000	Design, PE	
City of Fairfax	Jermantown Road Corridor Improvements Project	\$21,000,000	Design, PE, ROW, CN	Funds appropriated; SPA executed
City of Fairfax	Intersection Improvements at Eaton Place/Chain Bridge Road	\$10,750,000	Design, PE, ROW, CN	
City of Fairfax	Old Lee Highway Multimodal Improvements Phase 1	\$5,000,000	ROW, CN	
City of Fairfax	Roadway Network Northfax West	\$2,500,000	Design, PE, ROW, CN	Funds appropriated; SPA executed
City of Falls Church	West Falls Church & Joint Campus Revitalization District Multimodal Transportation Project	\$15,700,000	Design, PE, ROW, CN	
Town				
Town of Dumfries	Widen Route 1 (Fralely Blvd) to six lanes between Brady's Hill Rd and Dumfries Rd (RT234)	\$44,860,000	ROW	
Leesburg	Construct Interchange at Route 7 and Battlefield Parkway	\$25,000,000	CN	
Leesburg	Interchange Improvements at Route 15 Leesburg Bypass and Edwards Ferry Road	\$5,400,000	Design, PE	
Leesburg	Construct Interchange at Route 15 Bypass and Battlefield Parkway	\$2,000,000	Design, PE	
Vienna	Mill St NE Parking Garage	\$2,300,000	Cap Asset Acquisition	
Agency				
VRE	VRE Crystal City Station Improvements	\$4,000,000	Design, PE	
NOVA Parks Authority	Falls Church Enhanced Regional Bike Routes (W&OD)	\$3,244,959	Design, PE, CN	Funds appropriated; SPA executed
TOTAL		\$1,285,273,281		

Note: PE – Preliminary Engineering; ROW – Right of Way; CN - Construction

Fiscal Year 2019 – 30 Percent Local Distribution Revenue Funds

HB 2313 provides that 30% of the revenues received by the NVTAs shall be distributed to the member localities, on a pro-rata basis, after the Authority completes the annual certification for each locality, ensuring that the funds were only used under the requirements of HB2313.¹ Counties are required by law to work cooperatively with towns (with a population of 3,500 or more) to ensure the towns receive their respective share of the 30% local revenues.

Each locality's 30% share is based on the total of the taxes that are generated or attributable to the locality. Use of 30% revenues is solely the decision of the locality, provided they are used for one of four purposes:

1. urban or secondary road construction;
2. capital improvements that reduce congestion;
3. other transportation capital improvements which have been approved by the most recent long range transportation plan adopted by the Authority; or,
4. public transportation purposes.

Each locality annually certifies to the NVTAs that the funds were used as required by HB 2313. The distribution of FY2019 30% Local Funds is noted in Table 2 below.

Table 2. 30 Percent Local Funds Distribution for FY2019 (as of June 30, 2019)

Jurisdiction	30% Local Funds
Arlington County	\$7,946,155
Fairfax County	\$33,110,100
Loudoun County	\$15,575,443
Prince William County	\$12,018,628
City of Alexandria	\$5,098,770
City of Fairfax	\$2,316,968
City of Falls Church	\$863,517
City of Manassas	\$1,585,966
City of Manassas Park	\$453,641
Total Revenue	\$102,390,189

Source: Audited NVTAs FY2019 Financial Reports

Note: Distribution includes interest accrued on the Local Distribution bank account

All member localities received their proportional share of the 30% Local Funds in FY2019. The counties distribute revenues to the towns located within their boundaries based on their percentage of school-age population. Table 3 shows the projects which localities are advancing with 30% local funds through FY2018. It is important to note that 30% funds can be accumulated over multiple years to advance projects.

With the passage of HB1539 in 2018, the distribution of 30% Local Funds was reduced starting in FY2019.

¹ Localities must enact the local Commercial and Industrial Property (C&I) at \$0.125 per \$100 valuation. Those localities that do not impose the C&I tax at the maximum allowed rate, will have to make an equivalent transfer for the difference or have their 30% revenues reduced by a corresponding amount. Localities that use the funds for non-transportation purposes will not receive 30% funds in the following year. Localities must also maintain a required level of prior local transportation funding in order to continue to receive 30% funds in the future.

Table 3. Projects Programmed by Jurisdictions with 30 Percent Local Distribution Funds

Projects by Jurisdiction	Phases Funded	30% Local Fund	Project Status
Arlington County		\$ 17,071,493	
Arlington Transit Vehicle Facility and Satellite Parking	Design, CN	\$ 2,926,198	Funded and ongoing
Capital Bikeshare (multiple locations)	Operations, Expansion	\$ 3,249,821	Funded and ongoing
Transit Operations (incremental cost for new routes)	Operations	\$ 2,240,061	Funded and ongoing
Improvements Outside Major Corridors (multiple locations)	Design, CN	\$ 1,764,428	Funded and ongoing
Bus Stops and Shelters, including accessibility improvements (multiple locations)	Design, CN	\$ 1,563,421	Funded and ongoing
Intelligent Transportation Systems (includes TMC and CCTV upgrades)	Design, Asset acquisition, CN	\$ 886,132	Funded and ongoing
Traffic Counts (multiple locations)	Other	\$ 452,762	Funded and ongoing
Transit Development Plan & ART Asset Management Plan	Study	\$ 275,247	Completed
Program Administration	Other	\$ 490,519	Funded and ongoing
Traffic Signal Rebuilds, Infrastructure Upgrades, Facilities (multiple locations)	Design, CN	\$ 1,559,144	Funded and ongoing
ART Bus Procurement	Asset acquisition	\$ 179,757	Funded and ongoing
Arlington Blvd Intersections (multiple locations)	Design	\$ 341,444	Funded and ongoing
Court House Metrorail Station Second Elevator	Design	\$ 60,894	Funded and ongoing
Ballston-MU Metrorail Station West Entrance	Design	\$ 16,958	Funded and ongoing
STAR Call Center Office Space	Other	\$ 186,418	Funded and ongoing
Bus Bay Expansion - East Falls Church Metro Station	Design, CN	\$ 8,368	Funded and ongoing
Bicycle and Pedestrian Facilities	Design, CN	\$ 228,326	Funded and ongoing
Carlin Springs Road Bridge over George Mason Drive	CN	\$ 524,601	Funded and ongoing
Transit ITS and Planning (Includes TSP)	Other	\$ 103,228	Funded and ongoing
Transportation Demand Management	Other	\$ 13,766	Funded and ongoing
Fairfax County		\$ 64,756,475	
Fairfax Connector Service	Operations	\$ 28,948,611	Service in effect
Town Center Parkway DTR Underpass Rail Support	PE, CN	\$ 7,659,067	Project incorporated into Dulles Rail project
Fairfax County Parkway/Popes Head Road Interchange	PE, Design	\$ 4,000,000	Traffic analyses/alternative development ongoing
Frontier Drive Extension	PE, Design	\$ 3,000,000	Design/PE ongoing
Various Project Implementation Works	Other	\$ 4,382,713	Ongoing
Braddock Road Multimodal Study	Study	\$ 1,612,543	Completed. Design/Construction by VDOT
Route 1 Bus Rapid Transit	PE, Design	\$ 757,233	Existing traffic conditions report completed; finalizing safety report
Herndon Metrorail Parking Garage	PE, Design, CN	\$ 1,191,892	Construction ongoing
Traffic Studies/Planning (7 individual projects)	Other	\$ 1,698,516	Various stages
Spot Roadway Program (9 individual projects)	All	\$ 1,113,890	Various stages
Innovation Center Metrorail Parking Garage	PE, Design, CN	\$ 702,864	Construction ongoing
Route 1 Study (Pohick to Occoquan)	Study	\$ 651,424	Completed
Soapstone Drive DTR Overpass	PE, Design	\$ 8,190,170	Environmental/Design/Supplemental Architectural Survey ongoing

Shirley Gate Extension (Planning)	Study	\$ 380,498	Completed
Springfield Parking Garage	PE, Design	\$ 223,648	Design ongoing
Seven Corners Interchange Improvements	PE, Design	\$ 157,591	Traffic analysis almost complete. Submitted application for funding through the FY 2020-2025 Smart Scale (\$87M)
Tyson's Projects (Boone Blvd/Gosnell Feasibility Study)	Study	\$ 85,815	90% completed
Loudoun County		\$ 65,868,869	
Sterling Blvd Extended (Pacific Blvd to Moran Rd)	Design, ROW, Utility, CN	\$ 12,316,000	Funded and ongoing (Design)
Riverside Pkwy (Lexington Dr to Loudoun County Pkwy)	ROW, Utility, CN	\$ 6,000,000	Funded and ongoing (Construction)
Northstar Blvd 79 (Route 50 to Shreveport)	CN	\$ 9,755,000	Funded and ongoing (Design)
Leesburg Area Park & Ride Lot	CN	\$ 1,490,000	Funded expected to start Aug 2018
Contingency - Sidewalks (Countywide)	Design, ROW, CN	\$ 1,000,000	Funded and ongoing
Northstar / Belmont Ridge Rd Traffic Signal	CN	\$ 620,000	Funded and ongoing (Construction)
Contingency - Traffic Signal (Countywide)	Design	\$ 500,000	Funded and ongoing
Mooreview Pkwy (Croson to Old Ryan Rd)	CN	\$ 324,608	Funded and ongoing (Construction)
Contingency - Traffic Calming (Countywide)	Design, CN	\$ 100,000	Funded and ongoing
Farmwell Rd (Smith Switch to Ashburn Rd)	Design, CN	\$ 3,500,000	Funded and ongoing (Design)
Northstar Blvd 79 (Route 50 to Tall Cedar)	Design, ROW, CN	\$ 7,350,000	Funded and ongoing (ROW)
Project Management Consulting Services	Design	\$ 238,750	Funded and ongoing
Braddock Riding Center Drive Signal	Design, ROW, CN	\$ 83,555	Funded and ongoing (Design)
Woodgrove & Fields Farm Road	Design, ROW, CN	\$ 4,000,000	Funded and ongoing (ROW)
Belmont Ridge Road South	Design, ROW, CN	\$ 2,400,000	Funded and ongoing (PE)
Marblehead Drive & Gloucester Traffic Study	Design, ROW, CN	\$ 50,000	Funded and ongoing (PE)
Crosstrail Phase A2 Claudia Dr & Sycolin Road	Design, ROW, CN	\$ 1,594,493	Funded and ongoing (Construction)
Loudoun County Parkway and Beaumeade Circle Signal	Design, ROW, CN	\$ 460,123	Funded and ongoing (Construction)
Oak Grove Road Route 824	PE, Design	\$ 60,000	Funded and ongoing (Design)
Route 9 & Route 287 Roundabout	Design, CN	\$ 1,000,000	Funded and ongoing (Design)
Shaw Road Improvements	CN	\$ 322,339	Funded and ongoing (Design)
Braddock Summerall Supreme	CN	\$ 2,421,000	Funded and ongoing (Design)
Edgewater Street Sidewalk	PE, Design	\$ 300,000	Funded and ongoing (Construction)
Montresor Road Sidewalk	PE, Design	\$ 255,200	Funded and ongoing (Design)
West Poplar Road Traffic Study	PE	\$ 38,420	Funded and ongoing (Design)
Traffic Calming Signs	CN	\$ 49,256	Funded and ongoing (Construction)
Moorefield Parkway to Moorefield Station	CN	\$ 4,340,000	Funded expected to start Oct 2018
Westwind Drive State St to Ladbroke Drive	CN	\$ 139,125	Funded expected to start
Leesburg Tuscarora Creek Trail	CN	\$ 1,800,000	Funded expected to start (FY 2021)
Hillsboro Route 9 Improvements	CN	\$ 3,361,000	Funded and ongoing (Construction)
Prince William County		\$ 50,546,876	
Minnieville Road (Spriggs Rd to Route 234)	PE, ROW, CN	\$ 19,950,000	Ongoing (expected completion in Dec 2018)
Neabsco Mills Road Widening (Route 1 to Smoke Court)	ROW, CN	\$ 6,000,000	Design ongoing
Virginia Railway Express (VRE) Subsidy	Transit subsidy	\$ 11,331,778	\$5,968,406 in FY17 and \$5,363,372 in FY18
Prince William Parkway (Old Bridge Rd to Minnieville Rd)	ROW, CN, Project management	\$ 1,750,000	Completed
Route 28, Phase 2 (Relocated Vint Hill Road to Fitzwater Drive)	CN	\$ 1,500,000	Construction ongoing
Route 1 Jefferson Davis Hwy (Neabsco Mills to Featherstone)	ROW	\$ 1,200,000	Completed
Potomac and Rappahannock Transportation Commission (PRTC) Subsidy	Transit subsidy	\$ 1,298,017	One-time payment in June of 2017 (FY 17) to PRTC of \$1,298,017 to make up the shortfall between our subsidy obligations to PRTC and fuel tax revenue
University Blvd Extension (Sudley Manor Dr to Edmonston Dr)	PE, ROW, CN	\$ 6,867,081	Funded (Design expected to begin in FY2019)
Telegraph Road (Horner) Traffic Signal Project	PE, ROW, CN	\$ 650,000	Construction ongoing

City of Alexandria		\$ 25,968,000	
DASH Bus Fleet Replacement	Bus procurement	\$ 14,300,000	Funded and ongoing
WMATA Capital Contribution	Design, CN	\$ 6,750,000	Funded and ongoing (added 180000 from Route 1 Transitway operation)
Additional WMATA Subsidy (Base Ops)	WMATA subsidy	\$ 2,683,000	Completed
Bus Shelters and Benches	CN	\$ 1,100,000	Funded; expected to start after ITB award (estimated to begin 12/18 or 1/19)
Seminary Rd at Beauregard St Ellipse	Design	\$ 425,000	Funded and ongoing
Route 1 at E Reed Intersection Improvements	CN	\$ 350,000	Completed
Cameron & Prince Pedestrian and Bicycle Facilities	CN	\$ 300,000	Completed
Access to Transit - City Sidewalk Connections	CN	\$ 60,000	Completed
City of Fairfax		\$ 9,171,004	
CUE Operations	Operations	\$ 6,747,672	Ongoing
Jermantown Road	CN	\$ 869,302	Complete
Traffic Signal Preemption	CN	\$ 386,154	Complete
Roadbed Reconstruction (Route 50 Kamp Washington to Fairchester Dr)	CN	\$ 430,306	Complete
George Snyder Trail	CN	\$ 93,329	PE ongoing
Emergency Power Battery Backup	CN	\$ 73,567	Complete
Old Town Sidewalk Spot Widening	Study, PE	\$ 55,391	PE ongoing
Traffic Signal Upgrades	CN	\$ 35,214	Complete
Burke Station Road Sidewalk	PE, ROW, CN	\$ 33,329	CN ongoing
Chain Bridge Road Sidewalk	PE, CN	\$ 27,001	ROW ongoing
Northfax West Planning	PE	\$ 21,712	PE ongoing
Railroad Avenue Sidewalk	PE	\$ 19,515	PE ongoing
Old Town Traffic Study	Study	\$ 14,841	Complete
Orchard Drive Sidewalk Design	PE	\$ 14,775	PE ongoing
Government Center Parkway Extension	PE	\$ 12,715	PE ongoing
Orchard Street/CBR Intersection Evaluation	PE	\$ 11,517	Complete
Cobbdale Traffic Calming	PE	\$ 9,107	Complete
University Drive Road Diet	PE	\$ 48,262	Complete
Mason to Metro Bike Route	PE	\$ 13,884	Complete
University Drive Extension	PE	\$ 6,211	PE ongoing
Fairfax Boulevard Sidewalk Improvements	PE	\$ 715	PE ongoing
Eaton/CBR Intersection	PE	\$ 130,175	PE for Smart Scale application complete; awaiting funding
Pickett Trail Connector	PE	\$ 37,559	PE for Smart Scale application complete; awaiting funding
Warwick/Fairfax Blvd	PE	\$ 78,751	PE for Smart Scale application complete; awaiting funding
City of Falls Church		\$ 3,742,863	
South Washington POA Multimodal Improvements	PE, ROW, CN	\$ 1,145,000	Funded and expected to start in September 2019
WMATA Subsidy (Citywide)	Operations & Capital	\$ 1,014,000	Annual spending
Van Buren Bridge Improvements	PE, CN	\$ 275,000	Funded and ongoing
Funds Match DRPT Bus Shelter (Route 7, various locations)	PE, ROW, CN	\$ 250,000	Completed
Multimodal Connectivity (Citywide)	PE, ROW, CN	\$ 428,000	Funded and ongoing
Bikeshare Connections to Metro (Citywide)	PE	\$ 60,000	Funded and ongoing
Downtown POA Multimodal Improvements	PE, ROW, CN	\$ 60,000	Funded and ongoing
W&OD Trail Improvements (Various locations)	PE, ROW, CN	\$ 40,000	Funded and expected to start in July 2023
N West & Lincoln Signal & Intersection Improvements	PE	\$ 9,898	Funded and expected to start in October 2018
N Wash & Columbia Signal & Intersection Improvements	PE, ROW, CN	\$ 112,500	Funded and ongoing
N West & Great Falls Signal	PE, ROW, CN	\$ 75,000	Funded and ongoing

Infrastructure Programs - Signals- S Maple Ave and W Annandale Rd Signal	PE, ROW, CN	\$ 229,671	Funded and expected to start in September 2019
Transportation Program Management (DRPT match)	Other	\$ 6,000	Funded and ongoing
NVTA Administrative Expense (Annual)	Other	\$ 37,794	Annual spending
City of Manassas		\$ 6,645,000	
Prince William St (Grant Ave to Wellington Rd)	ROW, CN	\$ 1,659,000	Construction started in July 2018 (funded)
Dean Dr Extended (Route 28 to existing Dean Drive)	PE, ROW, CN	\$ 1,993,000	Design - Construction expected to start spring 2020 (funded)
Battle St (Portner Street to Quarry Road)	PE, ROW, CN	\$ 390,000	Completed
Grant Avenue (Lee Avenue to Wellington Rd)	PE, ROW, CN	\$ 900,000	Design - Construction expected to start spring 2020 (funded)
Sidewalk Infill Initiatives (Citywide)	PE, ROW, CN	\$ 740,700	4 projects: 2 completed & 2 in design (funded)
Centerville Road Improvements (Liberia Ave to City Limits)	PE	\$ 300,000	Design - Construction expected to start spring 2019 (funded)
Fairview Avenue/Tudor Intersection Improvements	PE, ROW	\$ 50,000	Traffic signal warrant study in FY19
City Wide Traffic Improvements	PE	\$ 19,620	Funded and on-going
Grant Avenue Pedestrian Improvements (at Center Street)	CN	\$ 22,680	Completed
Godwin Drive Bike Trail (Wellington Road to Hastings Drive)	PE, ROW, CN	\$ 320,000	Design - Construction expected to start summer 2019 (funded)
Roundabout Sudley/Centerville	PE	\$ 75,000	Feasibility study completed (unfunded)
Transportation Master Plan (Citywide)	Planning	\$ 175,000	Funded and on-going
City of Manassas Park		\$ 124,200	
Project management contract for five projects	Other	\$ 124,200	Ongoing
Town of Dumfries		\$ 448,671	
Sidewalk along Possum Point Road	CN	\$ 97,289	Design ongoing
Main Street Intersection Improvements	CN	\$ 351,382	Construction to begin in 2019 fall
Town of Herndon		\$ 5,338,000	
Folly Lick Regional Trail Extn (section of 'Trails to Herndon Metrorail')	PE, Design, ROW, Utility, CN	\$ 500,000	Funded & expected to start July 2021
Van Buren Street Improvements (Old Spring Street to Herndon Parkway)	PE, Design, ROW, Utility, CN	\$ 928,000	Funded & expected to start October 2019
Elden St and Center St Intersection Improvements	PE, Design, ROW, Utility, CN	\$ 850,000	Funded & expected to start December 2020
Elden St and Monroe St Intersection Improvements	PE, Design, ROW, Utility, CN	\$ 977,000	Funded & expected to start January 2021
Park Ave & Monroe St Intersection Improvements	PE, Design, ROW, Utility, CN	\$ 450,000	Construction completed 2017
Trails to Herndon Metrorail (Herndon Pkwy/Van Buren St to Metrorail)	PE, Design, ROW, Utility, CN	\$ 415,000	Funded & expected to start December 2018
Worldgate Drive Extension	PE, Design	\$ 150,000	Survey, engineering design completed 2016
Park Avenue sidewalks (sidewalk extension of Park Ave. and Monroe St. project)	Utility, CN	\$ 100,000	Construction completed 2017
Widen East Spring Street (Herndon Parkway to Town limits)/with Herndon Parkway cycle track	PE, Design, ROW, Utility, CN	\$ 968,000	Funded & expected to start January 2021
Town of Leesburg		\$ 18,835,544	
Royal St Improvements (Church St to Wirt St)	Design, ROW, CN	\$ 4,938,000	PE Phase. Preliminary studies are complete. Design to begin in FY2023.
Evergreen Mill Rd Widening (Leesburg S Corporate Limits to S King St)	Design, ROW, CN	\$ 3,886,000	PE Phase. Design is ongoing. Construction scheduled to begin in 2020.
Sycolin Rd Widening Phase IV (Leesburg S Corporate Limits to Tolbert Ln)	Design, ROW, CN	\$ 3,017,300	PE Phase
Morven Park Rd Improvements (W Market St to Old Waterford Rd)	Design, ROW, CN	\$ 2,141,000	PE Phase. Design is ongoing. Construction scheduled to begin in Fall 2019.
West Market St Sidewalk (Morven Park Rd to Ayr St)	Design, ROW, CN	\$ 1,664,000	PE Phase. Design is ongoing. Construction scheduled to begin in Fall 2019.

Edwards Ferry Rd Sidewalk (West of Woodbury Rd to Prince St)	Design, ROW, CN	\$ 1,094,000	Preliminary studies are complete. Design to begin in FY2023.
Traffic Management System/Emergency Evacuation System (Townwide)	CN	\$ 929,000	CN Phase. Installation and testing of equipment is ongoing.
Battlefield Parkway (S King St to Dulles Greenway)	CN	\$ 1,101,000	CN Phase. Road construction is substantially complete. Remaining work includes streetlight installation and landscaping.
Edwards Ferry Road Sidewalk, Bus Shelters & Bus Route Signs	Design, ROW, CN	\$ 65,244	PE Phase. Design ongoing. Construction in 2019.
Town of Purcellville		\$ 1,017,076	
Nursery Ave Improvements	Design, ROW, CN	\$ 696,744	Design complete, ROW ongoing, construction in Spring 2019
32nd & A Street Intersection Improvements	Design, ROW	\$ 307,000	Design complete, ROW ongoing, construction in Spring 2019
Main & Maple Intersection Improvements	Design, ROW, CN	\$ 13,332	Phase 1 ROW ongoing, Phase 2 Design starting
Town of Vienna		\$ 3,210,000	
Follin Lane SE Reconstruction (Echols St SE to Maple Ave)	PE, ROW, CN	\$ 1,500,000	Complete
Marshall Road SW Sidewalk	PE, ROW, CN	\$ 830,000	Complete
Church Street NE Sidewalk	PE, ROW, CN	\$ 330,000	Design complete, ready for construction
Park Street NE Sidewalk	PE, ROW, CN	\$ 550,000	Design 20% complete
TOTAL		\$ 272,744,071	

Notes:

- PE: Preliminary Engineering; ROW: Right of Way; CN: Construction

- This list was generated on October 16, 2018 based on responses from jurisdictions to an NVTA staff request

Fiscal Year 2019-2025 Revenue Estimates

The Authority's revenue estimates are made using a multi-jurisdictional approach. Jurisdictional input is heavily relied upon in making the revenue estimates. The adopted estimates for the SYP were revised by the Authority in May of 2018 to reflect the loss of Grantor's and Transient Occupancy Taxes starting in FY2019. As of the preparation of this report, revised estimates for FY2019-2025 have not been developed pending the building of a 'track record' for the impact of both SB1716/HB2718 (I-81 funding agreement) and the Commonwealth's imposing of internet sales taxes. Updated estimates are expected to be approved by the Authority in the Spring of 2020. The table below shows the current estimates for FY2020 through FY2025.

Table 4. NVTA Revenue and Distribution Estimates for FY2020–2025

NVTA Revenue	FY2020 Projection	FY2021 Projection	FY2022 Projection	FY2023 Projection	FY2024 Projection	FY2025 Projection	Six Year Total
Sales Tax	\$265,846,393	\$272,982,830	\$280,453,992	\$288,142,662	\$296,018,140	\$303,658,988	\$1,707,103,005
Total Revenue	\$265,846,393	\$272,982,830	\$280,453,992	\$288,142,662	\$296,018,140	\$303,658,988	\$1,707,103,005

Source: Audited NVTA FY2019 Financial Reports

Figure 3. NVTA FY2020-2025 Estimated Revenue Breakdown

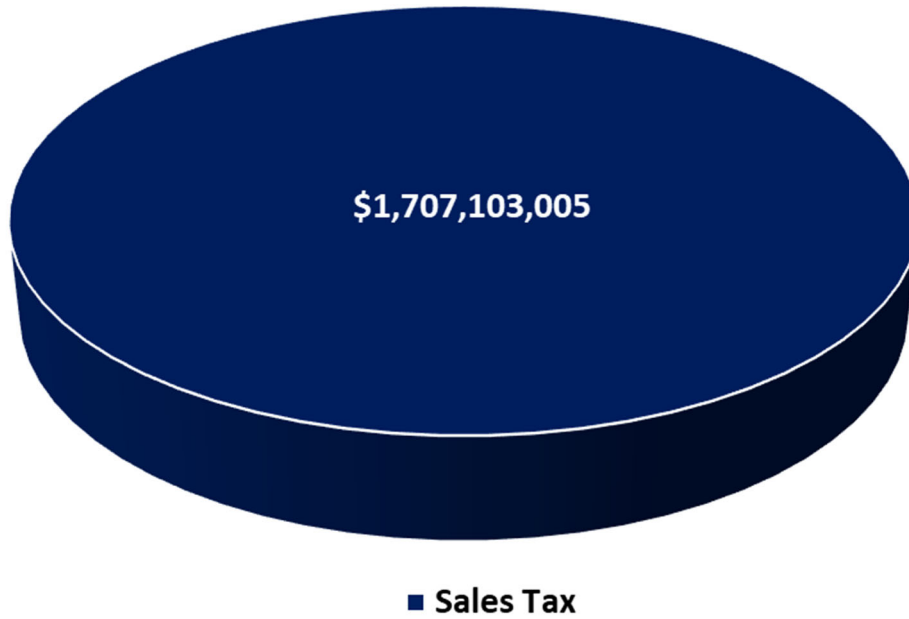
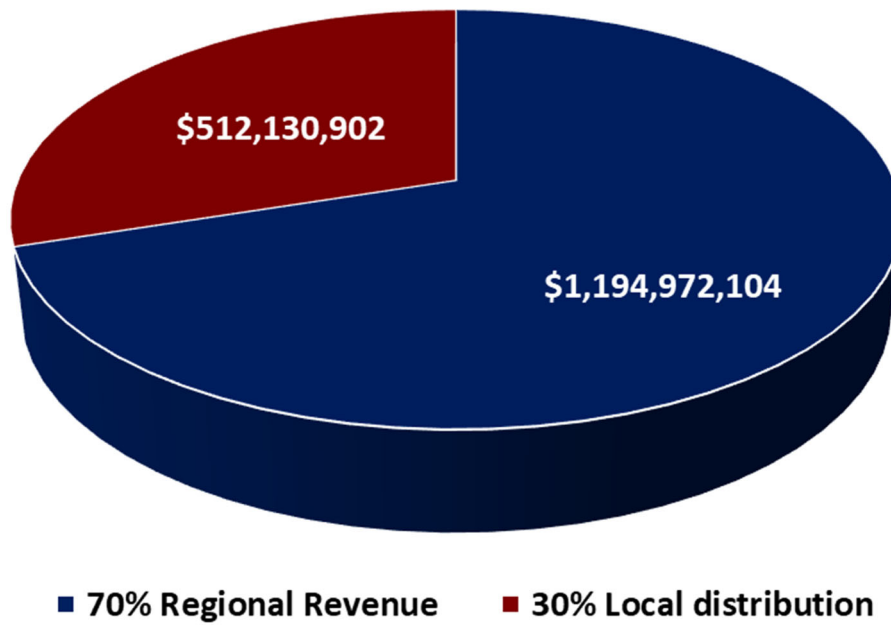


Figure 4. NVTA FY2020-2025 Estimated Revenue Allocation



Voting Members

Chairman

Hon. Martin E. Nohe, Prince William County

Vice Chairman

Hon. Phyllis J. Randall, Loudoun County

Hon. Richard Black, Virginia Senate

Hon. Sharon Bulova, Fairfax County

Hon. Katie Cristol, Arlington County

Hon. Timothy Hugo, Virginia House of Delegates

Mary Hughes Hynes, Governor's Appointee, Commonwealth Transportation Board

Jim Kolb, Governor's Appointee

Hon. David L. Meyer, City of Fairfax

J. Randall Minchew, Speaker of the Virginia House of Delegates Appointee

Hon. Harry J. "Hal" Parrish, II, City of Manassas

Hon. Jeanette Rishell, City of Manassas Park

Hon. David Snyder, City of Falls Church

Hon. Justin Wilson, City of Alexandria

Non-Voting Members

Hon. Derrick R. Wood, Town of Dumfries

Helen Cuervo, Virginia Department of Transportation

Jennifer Mitchell, Virginia Department of Rail and Public Transportation

