



Virginia's Homeless Programs 2018-19 Program Year

**A Report to the
House Appropriations
and
Senate Finance Committees**



**Main Street Centre
600 East Main Street, Suite 300
Richmond, VA 23219**

Table of Contents

EXECUTIVE SUMMARY.....	3
CONDITIONS.....	5
VIRGINIA’S HOMELESS PLAN.....	8
HOMELESS PROGRAMS.....	9
Virginia Homeless Solutions Program.....	10
Housing Opportunities for Persons with AIDS (HOPWA).....	17
HOUSING TRUST FUND.....	19
CONCLUSION.....	22

This report serves as a means to report overall conditions and progress made related to the administration of the State’s homeless programs in compliance with HB 1700, Budget Item 105 B of Virginia Acts of Assembly, 2019 Chapter 854.

B. The department shall report to the Chairmen of the Senate Finance, the House Appropriations Committees, and the Director, Department of Planning and Budget, by November 4 of each year on the state's homeless programs, including, but not limited to, the number of (i) emergency shelter beds, (ii) transitional housing units, (iii) single room occupancy dwellings, (iv) homeless intervention programs, (v) homeless prevention programs, and (vi) the number of homeless individuals supported by the permanent housing state funding on a locality and statewide basis and the accomplishments achieved by the additional state funding provided to the program in the first year. The report shall also include the number of Virginians served by these programs, the costs of the programs, and the financial and in-kind support provided by localities and nonprofit groups in these programs. In preparing the report, the department shall consult with localities and community-based groups.

Executive Summary

Virginia is a recognized national leader in ending homelessness. The Department of Housing and Community Development (DHCD) plays an integral role in Virginia's response to homelessness by focusing resources to ensure every community in Virginia has the capacity to:

1. Quickly identify and engage people at risk of and experiencing homelessness.
2. Intervene to prevent people from losing their housing and divert people from entering the homeless services system.
3. Provide people with immediate access to shelter and crisis services without barriers to entry if homelessness does occur.
4. Quickly connect people experiencing homelessness to housing assistance and services tailored to their unique needs and strengths to help them achieve and maintain stable housing.
5. Use data to make program and system decisions to increase positive permanent housing outcomes.

DHCD administers the Commonwealth of Virginia's homeless assistance resources (state and federal). These resources include approximately \$16 million annually in state and federal funding. In the spring of 2018, DHCD released a competitive grant application that combined state and federal funding sources (HUD's Emergency Solutions Grant and Housing Opportunities for Persons with AIDS/HIV along with State General Funds for homeless assistance and homeless prevention). In order to apply and receive these funds, communities were required to submit community-based applications that demonstrate an effective crisis response system designed to make homelessness, rare, brief, and non-recurring.

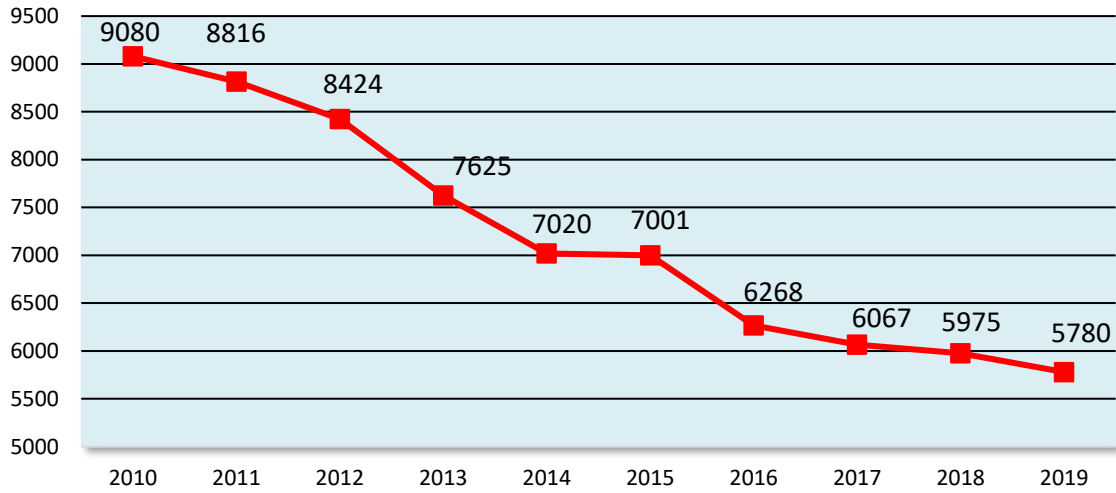
DHCD's strategies continue to show measured success. Currently, the rate of homelessness per 100,000 on average in Virginia is 70, the fourth lowest in the nation. This is compared with a national average of 156.

Each year during the last ten days in January, Virginia participates in a national point-in-time (PIT) count to identify the number of homeless persons who are sheltered and unsheltered. This count provides a 24-hour snapshot of those who are experiencing homelessness in Virginia. DHCD collects, aggregates, and analyzes state level PIT data to inform grant making decisions, best practices, and trends across the commonwealth. *The 2018 numbers reported here are preliminary, as HUD has not released the official PIT report upon the writing of this report.*

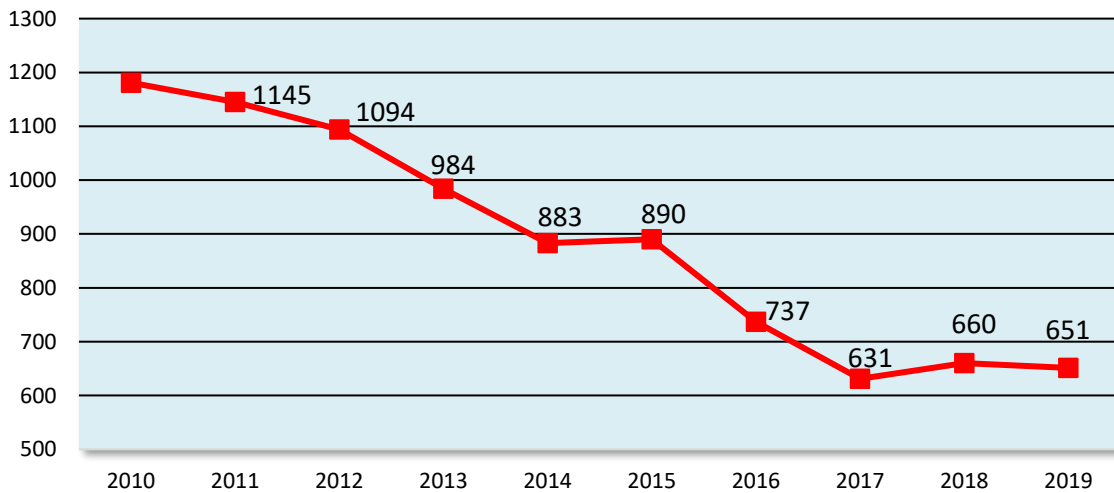
Since 2010, there has been a 36.3 percent decrease in the number of homeless persons, a 45 percent decrease in households with children, and a 46 percent decrease in chronic homeless identified during the point-in-time count. In addition, since 2011, there has been a 52 percent decrease in veteran homelessness with a 48 percent decrease in unsheltered veterans.

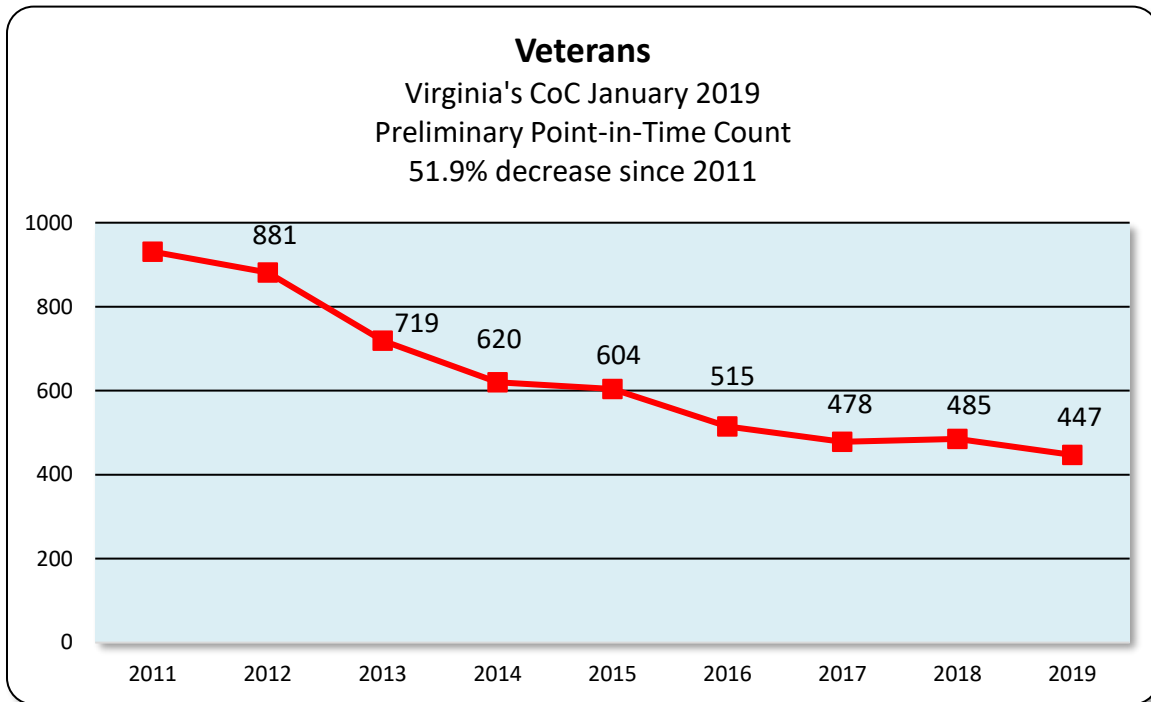
In addition to the reduction in the point-in-time count, the number of persons in Virginia who became homeless for the first time decreased by 412 since 2017.

Total Persons Homeless
 Virginia's CoC January 2019
 Preliminary Point-in-Time Count
 36.3% decrease since 2010



Households with Adults and Children
 Virginia's CoC January 2019
 Preliminary Point-in-Time Count
 44.9% decrease since 2010





Data is important and required for making decisions, but peoples' lives are what those decisions are about.

A DHCD funded agency, recently published a Blog post titled "Housing changes everything..." At 67-year-old and living under bridges, behind buildings and on concrete floors, "he" was at the point of giving up. He was disconnected from his family, battling sickness, and ashamed. With the support of a rapid re-housing provider, he was able to obtain a comfortable home, a job he loves in jail and prison ministry, and hope for his future. He stated, "I have so much joy. I know love now, after reconnecting with my family, and I'm going to share it."

Conditions

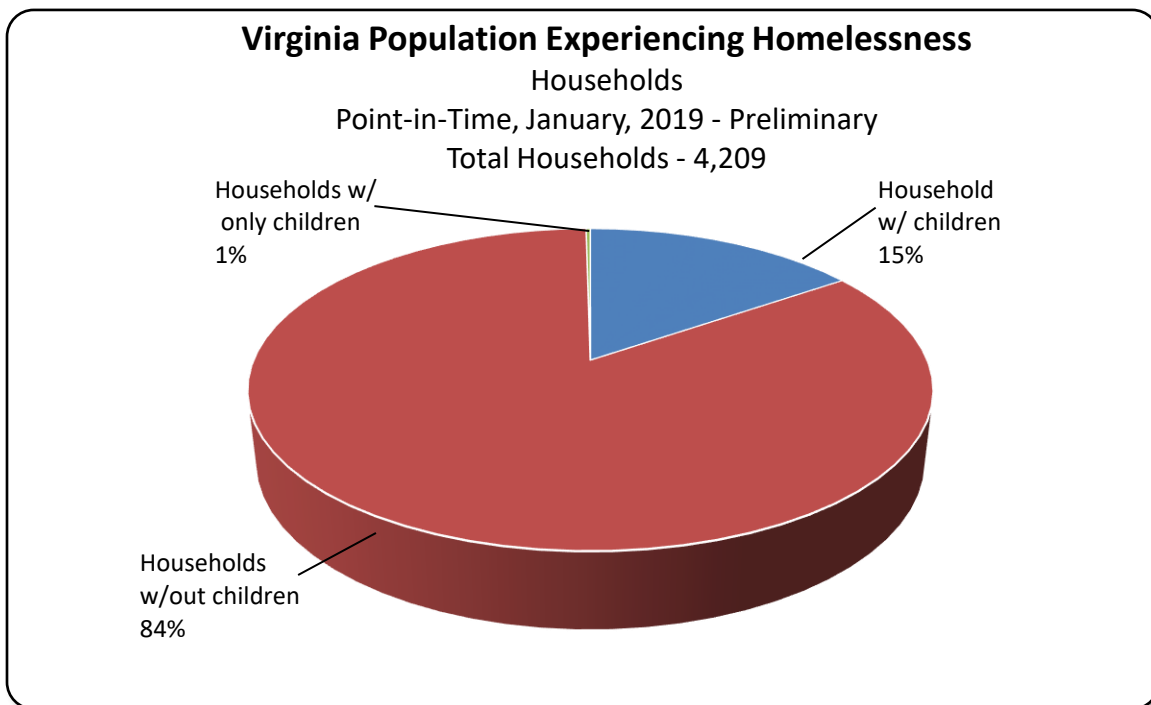
Every year each Continuum of Care (CoC) across the state participates in the annual point-in-time count of sheltered and unsheltered persons experiencing homelessness (1). Sheltered persons are individuals (including children and unaccompanied youth) sleeping in emergency shelters, transitional housing, or using a hotel/motel voucher paid for by an organization. Unsheltered individuals (including children and unaccompanied youth) are sleeping in a place not meant for human habitation, such as cars, parks, sidewalks, abandoned buildings, or on the street.

(1) As defined by the National Alliance to End Homelessness, "A Continuum of Care (CoC) is a regional or local planning body that coordinates housing and services funding for homeless families and individuals." DHCD administers the Balance of State (BoS) CoC for 12 local planning groups that do not receive direct funding from the U.S. Department of Housing and Urban Development (HUD).

The January 2019 point-in-time count identified 5,780 individuals (4,209 households) as experiencing homelessness (2). Approximately, 72 percent of these individuals were in emergency shelters, 13 percent were in transitional housing programs, less than one percent were in safe haven shelters, and 15 percent were unsheltered at the time of the count.

Based on the formula outlined by CSH (Corporation of Supportive Housing) it is estimated that 28,000 individuals in Virginia experience homelessness at some point throughout the year.

Approximately 15 percent of households experiencing homelessness identified during the point-in-time count included households with dependent children.

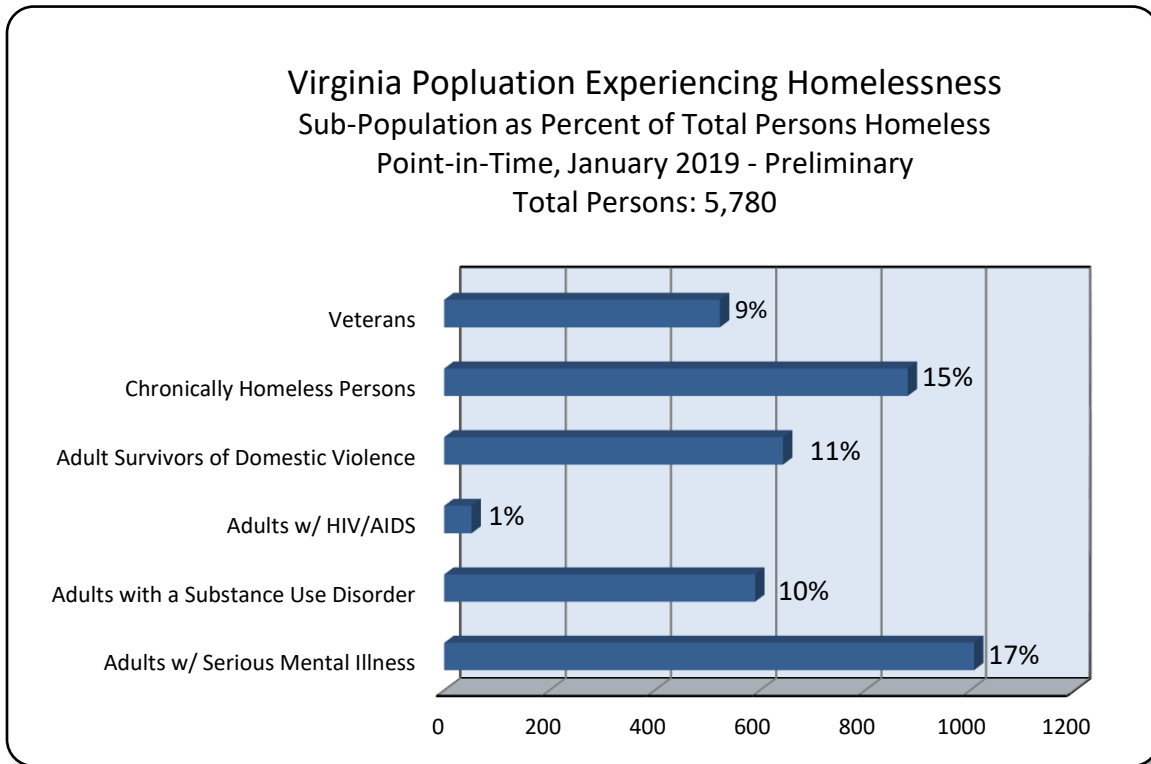


Based on data reported from the 2019 point-in-time count, 15 percent (881) of individuals were chronically homeless. This is based on the HUD definition of chronic homelessness published in December 2015 as, “a homeless individual with a disabling condition or family where the head of household has a disabling condition and who has either been continuously homeless for a year or more, or has had at least four episodes of homelessness that equal a year’s time in the past three years.”

Notably, nine (9) percent of the homeless population in Virginia were reportedly veterans, and 11 percent were victims of domestic violence. Beginning in 2018, HUD required a new definition for domestic violence as – actively fleeing domestic violence or sexual assault. In addition, 17 percent of those experiencing

(2) 2019 PIT count numbers are preliminary

homelessness were seriously mentally ill and 10 percent were reported as experiencing chronic substance abuse. Individuals may fall into multiple subpopulations. For example, an individual may be a veteran who also experiences serious mental illness.



DHCD has provided technical assistance and guidance to Continua of Care (CoCs) throughout Virginia to help establish a systems approach to ending homelessness. DHCD staff spend a significant portion of time traveling across the state to ensure CoCs are addressing homelessness through a crisis response system that is easily accessible, covers the entire geography of the commonwealth, is standardized regionally, and prioritizes those who are the most vulnerable.

For example, staff have provided technical assistance to emergency shelters in order for barriers to be lowered and removed. This is necessary because the role of emergency shelter is to provide immediate and low-barrier access to a safe and decent shelter that aims to house people as quickly as possible.

Instead of having onerous rules and requirements and mandatory meetings, shelters across Virginia have been moving to a low-barrier and housing focused approach. One shelter funded by DHCD has eliminated a 10 page rule book and established a one page set of expectations that focus on safety. By allowing those who are vulnerable access to emergency shelter, Virginia is able to spend valuable resources on those who have the greatest needs. While those with greater needs are being served, emergency shelters have still been able to reduce their lengths of stay from an average of 80 nights in FY18 to 74 nights in FY19 by focusing on housing.

Through these efforts along with coordinated intake/entry, stronger partnerships with veteran specific organizations, new connections with healthcare and criminal justice systems, and housing first policies and procedures, the rate of homelessness decreased 3.4 percent in the past year, and 36.3 percent since 2010.

Virginia's Homeless Plan

Since April 2010, when Governor Bob McDonnell signed Executive Order 10 creating a Housing Policy Framework, the Governor's Coordinating Council on Homelessness (GCCH) has been working to leverage and maximize state resources, coordinate and share resources across state agencies; and to target resources across the state to reduce and end homelessness.

The McAuliffe administration advanced efforts through Executive Order 32, which continued the commonwealth's focus on a housing policy agenda that included specific strategies adopted by the GCCH to address homelessness.

On November 15, 2018, the Northam administration, enacted Executive Order 25, *Establishing the Governor's Affordable Housing Priorities to Address Virginia's Unmet Housing Needs*. The policies and actions pursuant to the EO are intended to:

1. Increase the supply of permanent supportive housing;
2. Address the shortage of quality affordable housing;
3. Reduce the rate of evictions across the Commonwealth of Virginia.

Actions are being taken by the GCCH to move these priorities forward. Key efforts include the work of the Performance and Impact Committee and the Solutions Committee.

The Performance and Impact Committee has been driving the efforts of a homeless data integration project. The pilot phase of this project ended June 30, 2019, and is moving to full integration over the next fiscal year.

Through the pilot, a collaborative effort of DHCD, Homeward, The Planning Council, and HUD technical assistance providers, established a cloud-based data warehouse. The goal of the project is to enhance the understanding of state policy makers, DHCD, and other state executive offices' regarding the homeless population across Virginia. The benefits of the project include:

- a consolidated and unduplicated picture of homelessness;
- identifying patterns of mobility across the state;
- identifying the prevalence of sub-populations (chronic, veteran, youth, unsheltered, etc.);
- targeting investments and resources;
- having near real-time dashboards at the state, CoC, and project levels.

The Solutions Committee is focusing on permanent supportive housing (PSH), with a focus on the intersection of healthcare and housing.

PSH is considered to be a viable solution not only for the chronically homeless but the intellectually/developmentally disabled and seriously mentally ill populations as well. Therefore, a state level initiative to increase PSH continues to work collaboratively to ensure coordination and alignment of efforts. Participating agencies are the Department of Housing and Community Development, Department of Behavioral Health and Developmental Services, Department of Medical Assistance Services, Department of Social Services, Virginia Department of Health, Department for Aging and Rehabilitative Services, Department of Veterans Services and Virginia Housing Development Authority with input from a strategy group that includes a wide range of stakeholders including representatives from local jails, nonprofit and advocacy groups.

The GCCH continues to work with the CoCs and local planning groups across the commonwealth to implement proven strategies and achieve the goal of ending homelessness statewide.

Homeless Programs

DHCD administers approximately \$16 million annually for homeless assistance programs. This includes approximately \$12.4 million in state general funds that leverage approximately \$3.6 million in federal funds to address the issues and needs of those experiencing homelessness in Virginia.

DHCD received \$2.7 million in federal funding from HUD’s Emergency Solutions Grant (ESG) program and approximately \$850,000 in Housing Opportunities for Persons with AIDS (HOPWA) program. The federal ESG program is leveraged along with the State General Funds to support homeless assistance across the commonwealth through the Virginia Homeless Solutions Program (VHSP). The HOPWA program prevents homelessness among low-income individuals with HIV/AIDS and their families.

DHCD - Administered Homeless Programs 2018-2019 Program Year Allocation		
Program	Source	2018-2019 Allocation
Virginia Homeless Solutions Program (VHSP)	Federal- HUD and State-General Funds	\$15,204,114
• <i>General Homeless Service Funds</i>	<i>State</i>	<i>\$8,401,820</i>
• <i>General Homeless Prevention Funds</i>	<i>State</i>	<i>\$4,050,000</i>
• <i>Emergency Solutions Grant (ESG)</i>	<i>Federal -HUD</i>	<i>\$2,752,294</i>
Housing Opportunities for Persons with AIDS (HOPWA)	Federal -HUD	\$849,580

Virginia Homeless Solutions Program

The Virginia Homeless Solutions Program (VHSP) is approximately \$15.2 million, a combination of state and federal funding for shelter operations, rapid re-housing and housing stabilization, homeless prevention, coordinated assessment/entry, community planning costs, Homeless Management Information System (HMIS) costs and administration. VHSP funds require a 25 percent match.

Virginia Homeless Solutions Program (VHSP) 2018-2019		
Service Provider	Location	Award
Accomack Northampton Planning District Commission	Accomack	\$27,109.00
ACTS - Action In Community Through Service	Prince William	\$151,938.20
AIDS Response Effort, Inc.	Winchester	\$109,374.00
ARCH Roanoke	Gate City	\$53,269.00
Arlington County Government	Arlington	\$217,113.00
Arlington Street Peoples Assistance Network, Inc.	Arlington	\$209,577.05
Bay Aging	Urbanna	\$59,094.00
Bridges to Independence	Arlington	\$50,841.00
Bridges to Independence	Alexandria	\$173,080.78
CARITAS	Richmond	\$162,402.40
Carpenter's Shelter	Alexandria	\$353,779.00
Choices, Council on Domestic Violence for Page Co., Inc.	Luray	\$75,164.00
City of Alexandria, a municipal corporation of Virginia	Alexandria	\$447,000.00
City of Charlottesville	Charlottesville	\$529,013.46
City of Hampton	Hampton	\$1,047,754.00
City of Roanoke	Roanoke	\$93,984.00
Clinch Valley Community Action, Inc.	Tazewell	\$30,785.00
Commonwealth Catholic Charities	Norfolk	\$232,981.00
Commonwealth Catholic Charities	Petersburg	\$36,140.00
Cornerstones (formerly Reston Interfaith)	Reston	\$226,613.00
Council of Community Services	Roanoke	\$376,362.00
County of Loudoun	Loudoun	\$215,509.80
Culpeper Community Development Corp.	Culpeper	\$52,860.00
Doorways for Women and Families	Arlington	\$231,175.18
Eastern Shore of Virginia Housing Alliance	Accomack	\$197,056.41
EmpowerHouse (formerly RCDV)	Fredericksburg	\$195,947.91
ESCADV	Accomack	\$34,831.00
Family Crisis Support Services, Inc.	Norton	\$270,517.00
Family Resource Center, Inc.	Wytheville	\$80,135.00
First Step: A Response to Domestic Violence	Harrisonburg	\$41,672.39
ForKids, Inc.	Norfolk	\$20,000.00
ForKids, Inc.	Portsmouth	\$716,891.00
George Washington Regional Commission	Fredericksburg	\$50,000.00
Gloucester United Emergency Shelter Team	Gloucester	\$15,000.00

Hanover Safe Place	Hanover	\$177,278.00
Harrisonburg Redevelopment and Housing Authority	Harrisonburg	\$54,515.00
Help and Emergency Response, Inc.	Portsmouth	\$171,750.00
Helping Overcome Poverty's Existence, Inc.	Wytheville	\$329,684.00
HomeAgain	Richmond	\$250,181.40
Homeward	Richmond	\$241,075.00
Housing Families First	Richmond	\$212,436.40
Judeo-Christian Outreach Center	Virginia Beach	\$121,406.00
LGBT Life Center	Norfolk	\$114,756.00
LGBT Life Center	Virginia Beach	\$83,126.00
Lynchburg Community Action Group, Inc.	Lynchburg	\$185,165.59
Mercy House, Inc.	Harrisonburg	\$406,564.52
Micah Ecumenical Ministries	Fredericksburg	\$286,350.00
Miriam's House	Lynchburg	\$125,657.00
New Hope Housing, Inc.	Fairfax	\$246,829.36
New River Community Action, Inc.	Radford	\$302,500.36
New River Family Shelter	Christiansburg	\$43,813.00
Northern Shenandoah Valley Regional Commission	Fort Royal	\$12,553.90
Northern Virginia Family Service	Prince William	\$351,277.00
Northern Virginia Family Service	Fairfax	\$178,313.00
Northern Virginia Family Service	Fredericksburg	\$85,809.00
Operation Renewed Hope Foundation	Prince William	\$62,965.00
People Incorporated of Virginia	Abingdon	\$211,940.18
People Incorporated of Virginia	Culpeper	\$287,338.00
Portsmouth Volunteers for the Homeless, Inc.	Portsmouth	\$37,911.00
Project Horizon	Lexington	\$25,000.00
PWC DSS Homeless Services	Prince William	\$142,458.00
Quin Rivers, Inc.	New Kent	\$106,286.00
Rappahannock Refuge, Inc. dba Hope House	Fredericksburg	\$335,991.00
Rappahannock-Rapidan Regional Commission	Culpeper	\$84,501.00
Samaritan House, Inc.	Virginia Beach	\$198,726.00
Shelter House, Inc.	Fairfax	\$203,981.02
Shenandoah Alliance for Shelter	Shenandoah	\$193,144.52
Southside Survivor Response Center, Inc.	Martinsville	\$72,745.00
St. Joseph's Villa	Petersburg	\$300,000.00
St. Joseph's Villa	Richmond	\$122,833.00
STEP, Inc.	Rocky Mount	\$144,811.00
STEPS, Inc.	Farmville	\$137,520.00
Street Light Community Outreach Ministries	Woodbridge	\$54,045.00
The Daily Planet	Richmond	\$37,200.00
The Healing Place	Richmond	\$139,152.40
The Improvement Association	Emporia	\$56,324.00
The Laurel Center	Winchester	\$59,429.61
The Planning Council	Norfolk	\$71,492.00
The Salvation Army of Central VA	Richmond	\$55,452.40

Thurman Brisben Center	Fredericksburg	\$94,509.00
Transitional Housing BARN	Prince William	\$78,421.11
Tri-County Community Action Agency	South Boston	\$107,089.93
Valley Community Services Board	Staunton	\$28,752.00
Virginia Supportive Housing	Norfolk	\$59,310.00
Volunteers Of America Chesapeake	Loudoun	\$185,232.00
Women's Resource Center of the New River Valley	Radford	\$166,144.00
YWCA Central Virginia	Lynchburg	\$25,750.00
YWCA Richmond	Richmond	\$116,900.00
YWCA South Hampton Roads	Norfolk	\$115,397.00
*Total does not include admin allocated to DHCD		Total \$14,884,761.28

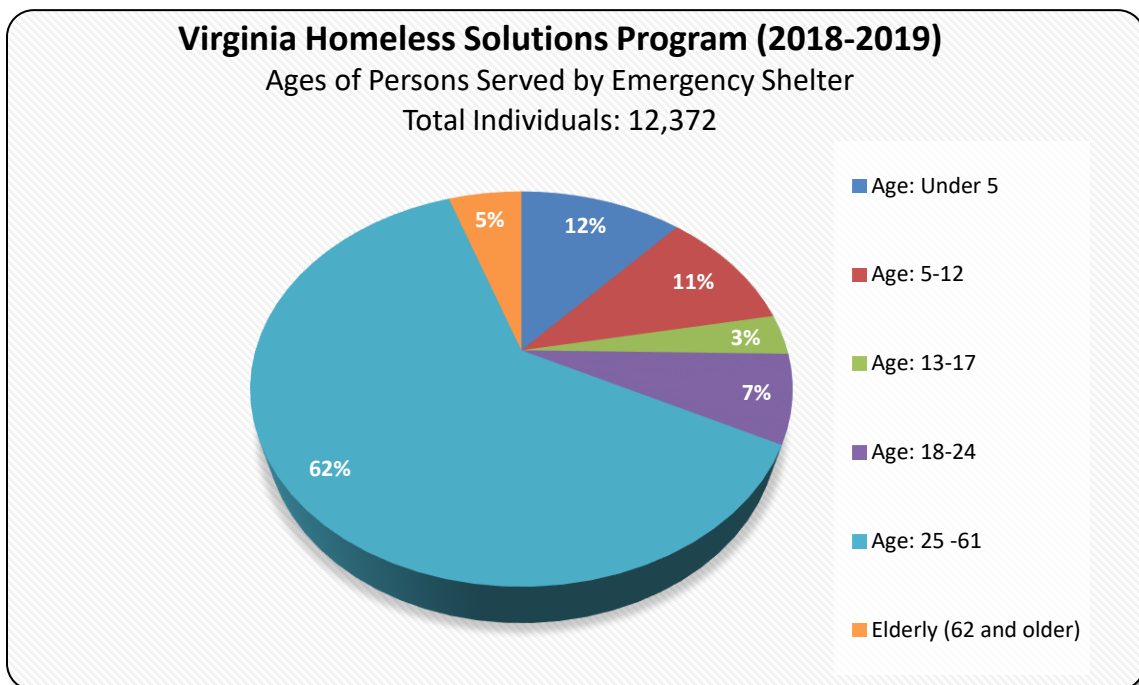
Emergency Shelter

Funding for emergency shelter totaled \$2.4 million through the VHSP competitive application process.

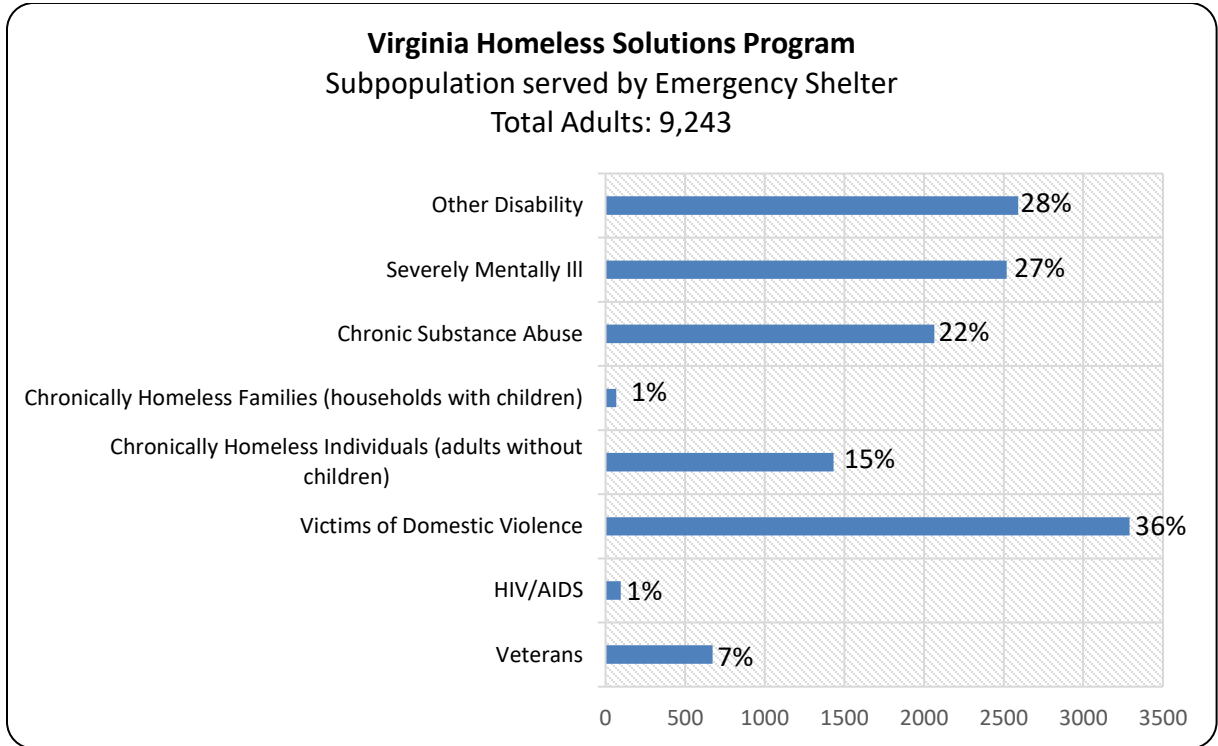
Emergency shelter providers receiving VHSP served 12,372 persons (8,929 households) through emergency and seasonal shelters during 2018-19 program year. Of the 8,929 households, 17 percent or 1,587 were households with children and 83 percent or 7,342 were households with only adults.

The table and charts below provide additional details on the population served by emergency shelters.

Twenty-six percent (3,129) of persons in emergency shelter were children under the age of 18.



Seven percent of adult individuals receiving VHSP-funded shelter services report veteran status. Thirty-six percent of adults are victims of domestic violence. Other significant challenges and barriers to housing include serious mental illness, chronic substance abuse, and other disabilities.



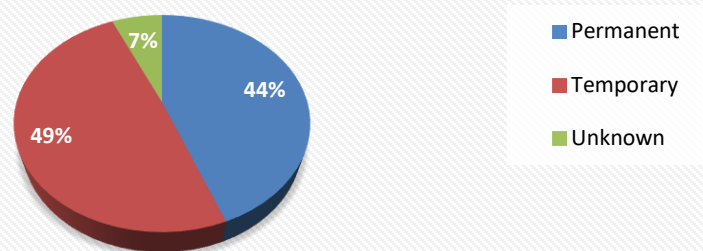
**Note sub-populations only include adults*

Of households that exited shelter, 44 percent exited to a permanent destination (market rate rental, Section 8, supportive housing, permanent placement with family and friends). Forty-nine percent exited to a temporary destination (other shelter or place not meant for human habitation, institution, or to temporary housing provided by family/friends) and seven percent exited to an unknown destination.

Virginia Homeless Solutions Program (2018-2019)

Type of Exit Destination from Emergency Shelter

Total Household Exits: 6,168



Rapid Re-housing

Funding for rapid re-housing totaled \$6.7 million through the VHSP application process. A best practice model for ending homelessness, rapid re-housing continues to be a solution to homelessness designed to help individuals and families to quickly exit homelessness and return to permanent housing. It is offered without preconditions (such as employment, income, absence of criminal record, or sobriety) and the resources and services provided are typically tailored to the unique needs of the household (National Alliance to End Homelessness, 2016).

DHCD continues to promote rapid re-housing as an effective means to ending homelessness. By providing the core components of rapid re-housing, such as housing identification, rent/move-in assistance, and stabilization case management and services, 84 percent of households exit to permanent housing including 62 percent without any on-going subsidy.

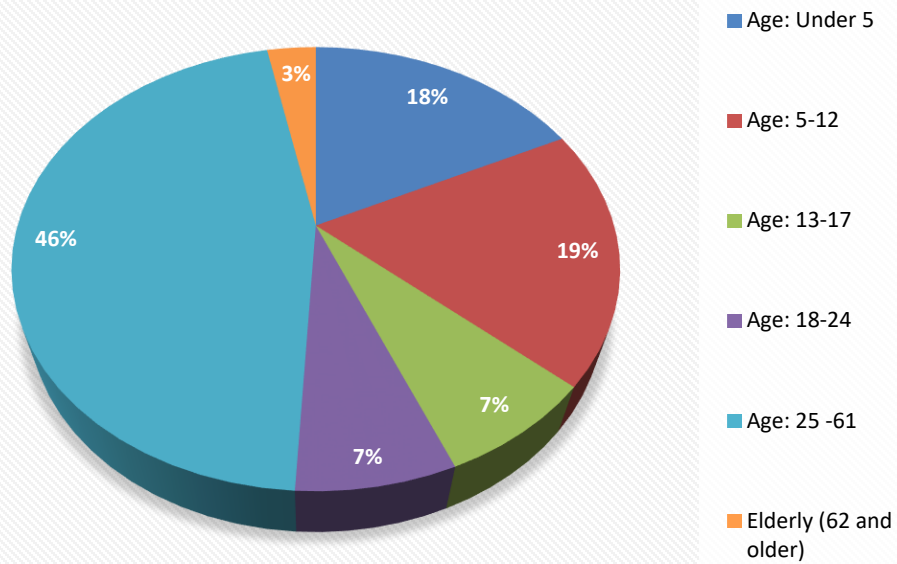
On average, 72 percent of households during fiscal year 2018-2019 received up to 3 months of financial assistance while, six percent needed and received more than ten months of financial assistance. Case management is also an integral part of rapid re-housing. All households receive case management at least monthly and may continue to receive case management after financial assistance is no longer necessary. Fifty-four percent received case management up to 3 months while, nine percent needed and received case management for longer than one-year.

Forty-four percent of those who were rapidly re-housed were children under the age of 18.

Virginia Homeless Solutions Program (2018-2019)

Ages of Persons Served by Rapid Re-housing

Total Individuals: 5,468

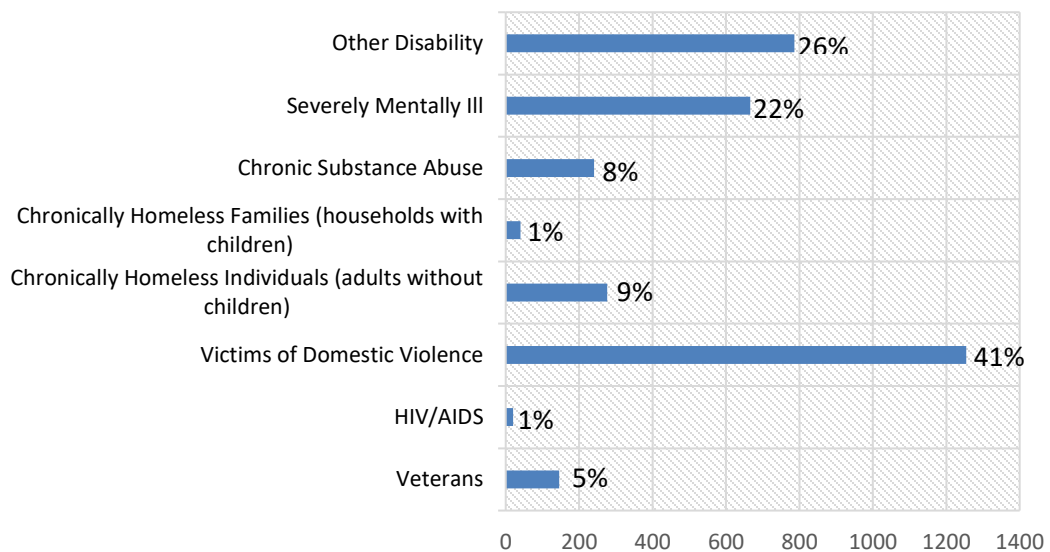


Forty-one percent of adults served by rapid re-housing programs are victims of domestic violence. Twenty-two percent are affected by serious mental illness, eight percent by chronic substance abuse, and 26 percent by other disabilities.

Virginia Homeless Solutions Program (2018-2019)

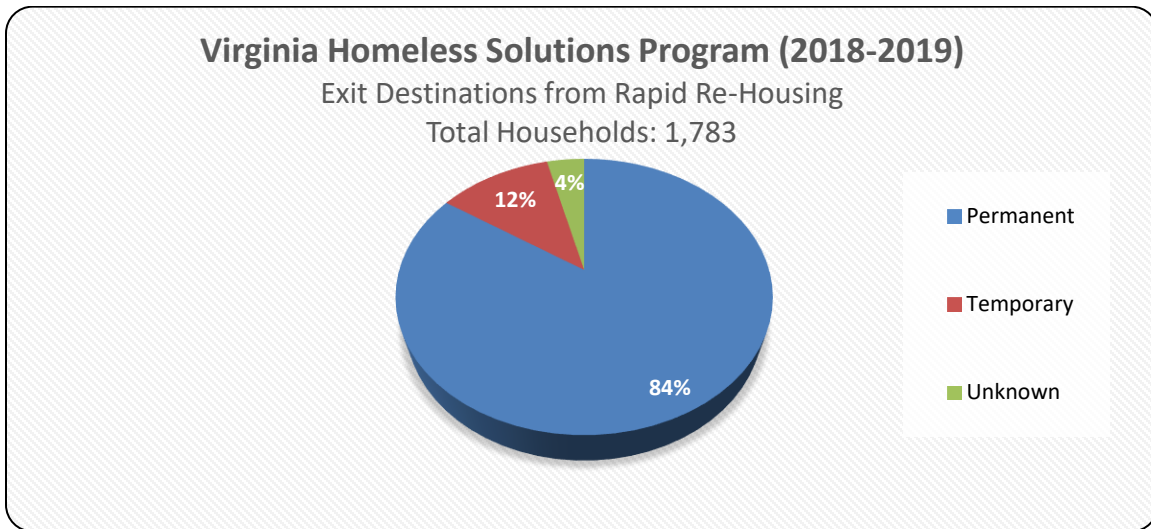
Subpopulation Served by Rapid Re-housing

Total Adults: 3,075



**Note sub-populations only include adults*

Of households who exited rapid re-housing to a known location, 84 percent exited to a permanent destination (market rate rental, Section 8, supportive housing, permanent placement with family and friends). Twelve percent exited to a temporary destination (other shelter or place not meant for human habitation, institution, or to temporary housing provided by family/friends) and four percent exited to an unknown destination.



Homeless Prevention

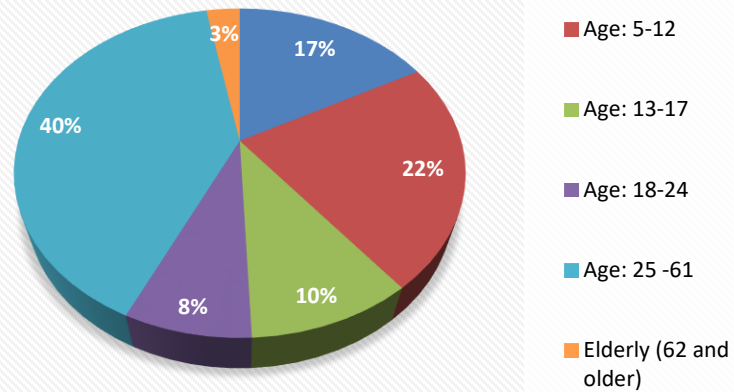
The purpose of VHSP's prevention funding is to prevent homelessness by targeting resources to those households who are at imminent risk of losing their primary night time residence and have incomes below 30 percent area median income. Eligible homeless prevention activities include rent and housing stabilization financial assistance, housing search and placement, stabilization case management and services, and mediation.

Through VHSP, \$4 million in state funds were distributed across the commonwealth for homeless prevention activities. During the 2018-19 program year, prevention funding provided assistance to 4,986 individuals (1,987 households). One thousand six hundred thirty-three households exited prevention services and of those, 98% were prevented from homelessness.

Forty-nine percent of those who received homeless prevention services were children under the age of 18.

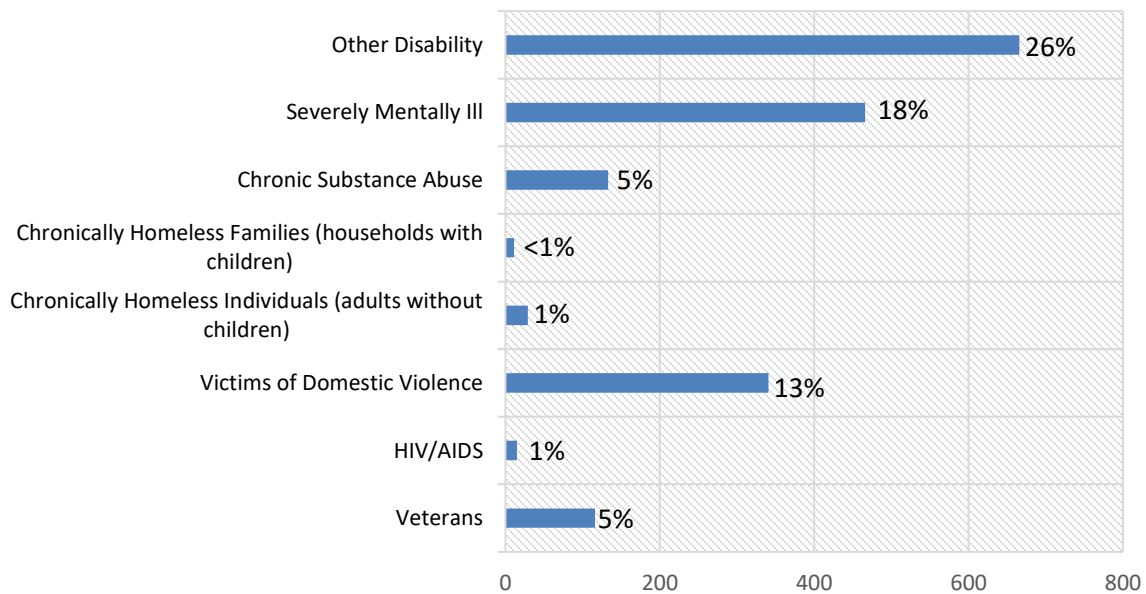
Virginia Homeless Solutions Program (2018-2019)

Ages of Persons Service by Prevention
Total Individuals: 4,986



Virginia Homeless Solutions Program

Subpopulations served by Prevention
Total Adults: 2,528



Housing Opportunities for Persons with AIDS/HIV (HOPWA)

Significantly limited funds are available to meet all the needed housing assistance for moderate to low income individuals with HIV/AIDS in Virginia's non-entitlement metropolitan statistical areas (EMSAs). As a result, the funds through this program were focused on direct housing assistance as needed and supportive services as a last resort only for the individuals receiving housing assistance through the HOPWA program. Project sponsors are strongly encouraged to partner with other service providers (both public and private) to coordinate client services and fully leverage available resources in their particular service areas.

DHCD awards HOPWA funds to eligible project sponsors (that operate outside the state's EMSAs) following a renewal application process. Currently, the state HOPWA programs encompass 31,749 square miles.

HOPWA Project Sponsors 2018-2019*				
Sub-grantee (Project Sponsor)	Service Area(s)	Housing Activities	Supportive Services	Funded Amount
Council of Community Services	Counties of Roanoke, Botetourt, Craig, Alleghany, Montgomery, Pulaski, Giles and Floyd and Cities of Roanoke, Salem, Covington and Radford.	<ul style="list-style-type: none"> Tenant-based rental assistance Short-term rent, utility and mortgage payments 	<ul style="list-style-type: none"> Case Management 	\$160,000
Lynchburg Community Action Group, Inc.	Counties of Appomattox, Amherst, Bedford, Prince Edward, Charlotte, and Campbell and Cities of Lynchburg and Bedford	<ul style="list-style-type: none"> Short-term rent, utility and mortgage payments Tenant-based rental assistance Permanent housing placement 	<ul style="list-style-type: none"> Case management Transportation Food/food bank Support Group 	\$80,778
AIDS Response Effort, Inc.	Counties of Shenandoah, Page and Frederick and City of Winchester	<ul style="list-style-type: none"> Short-term rent, utility and mortgage payments Tenant-based rental assistance 	<ul style="list-style-type: none"> Case management Food/food bank 	\$92,087
City of Charlottesville	Counties of Albemarle, Greene, Nelson and Fluvanna and the City of Charlottesville	<ul style="list-style-type: none"> Short-term rent, utility and mortgage payments Tenant-based rental assistance 	<ul style="list-style-type: none"> Case management 	\$213,012
Fredericksburg Area HIV/AIDS Support Services	Counties of King George, Madison, Orange, Rappahannock, Westmoreland, and Culpeper	<ul style="list-style-type: none"> Tenant-based rental assistance Short-term rent, utility and mortgage payments Permanent housing placement 	<ul style="list-style-type: none"> Case management Transportation 	\$118,753
Valley AIDS Network	Counties of Rockingham, Bath, Rockbridge, Augusta, Highland, Page and Shenandoah and the Cities of Lexington, Staunton, Waynesboro, and Harrisonburg	<ul style="list-style-type: none"> Short-term rent, utility and mortgage payments Tenant-based rental assistance Permanent housing placement 	<ul style="list-style-type: none"> Case management 	\$64,593
Pittsylvania Community Action Inc.	Pittsylvania, Danville	<ul style="list-style-type: none"> Tenant-based rental assistance Short-term rent, utility and mortgage payments Permanent housing placement 	<ul style="list-style-type: none"> Case Management 	\$115,000

*Administration funds not included in table

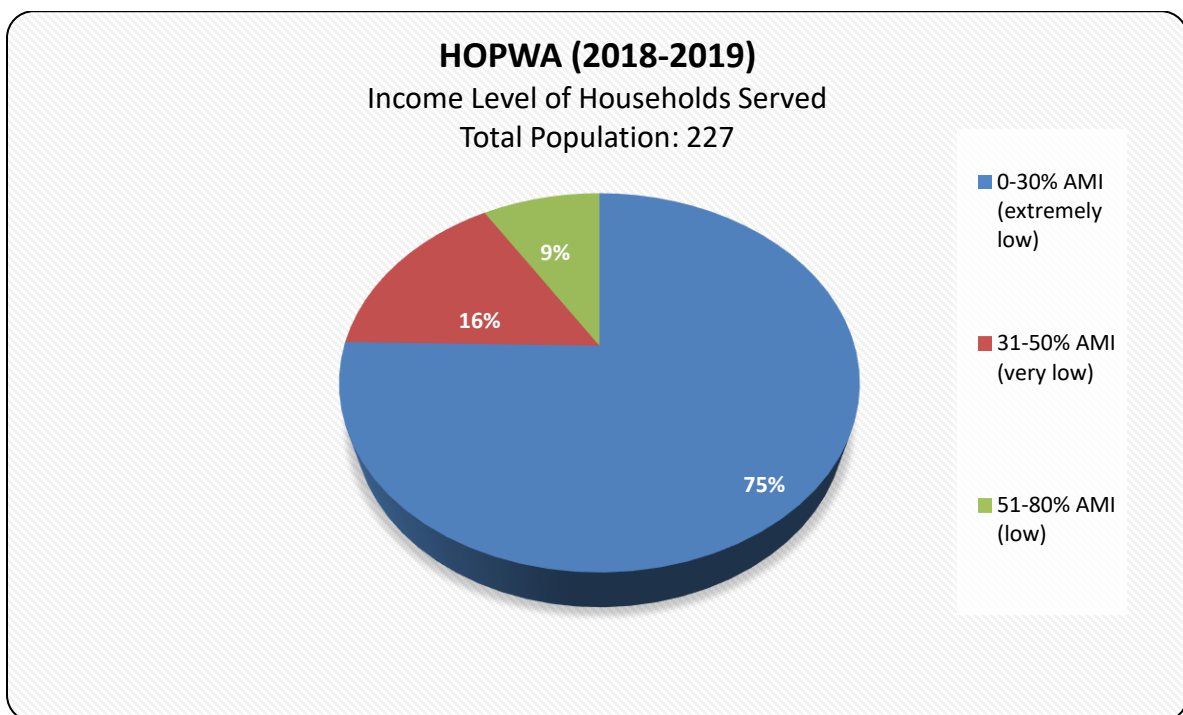
In 2018-2019, DHCD administered a federal allocation of \$849,580 in HOPWA funds through seven project sponsors across the state of Virginia. The project

sponsors served a total of 227 unduplicated households with housing assistance. The services they received included:

- Short-term rent, mortgage, and utility assistance (STRMU) - 177 households
- Tenant-based rental assistance (TBRA) - 59 households
- Supportive services - 209 households

An additional 114 family members, of whom twelve, also had HIV/AIDS benefited from HOPWA housing assistance.

Of those eligible households that received HOPWA assistance, 75 percent had extremely low incomes (0-30% AMI), 16 percent had very low incomes (31-50% AMI), and nine percent had low incomes (51-80% AMI).



Of those who exited the HOPWA program, 100 percent exited to permanent housing.

Housing Trust Fund - Homeless Reduction Grant

In addition to VHSP funding, DHCD also administered approximately \$2.2 million for the Virginia Housing Trust Fund (HTF) Homeless Reduction grants. The program achieves the goal of reducing homelessness by providing assistance in the form of grants to projects that address service gaps and support state housing policy. Eligible project types include:

- Rapid re-housing programs
- Permanent supportive housing (housing stabilization services in PSH for the chronically homeless)
- Predevelopment (permanent supportive housing for chronically homeless)

Fiscal Year 2019 Housing Trust Fund - Homeless Reduction Grants		
Organization	Project/Activity	Award
Action in Community Through Service (ACTS)	ACTS – Permanent Supportive Housing Supportive Services	\$41,525
Arlington Street Peoples Assistance Network, Inc.	The A-SPAN Supportive Housing Project	\$35,000
City of Chesapeake	Homeless Youth Rapid Re-housing Project	\$100,000
City of Hampton	Youth Homelessness	\$100,000
Cornerstones	Rapid Re-housing Plus	\$100,000
Council of Community Services	Housing Trust Fund Rapid Re-housing Project	\$35,000
Doorways for Women and Families	Doorways for Women and Families HTF FY19	\$25,000
ForKids Inc.	ForKids Bridge Rapid Re-housing 2019	\$50,000
HomeAgain	Single Individuals Rapid Re-housing Initiative	\$100,000
Mercy House Inc.	Mercy House Rapid Re-housing Program	\$100,000
Micah Ecumenical Ministries	Fredericksburg Continuum of Care Permanent Supportive Housing	\$51,500
Micah Ecumenical Ministries	Fredericksburg Continuum of Care Rapid Re-housing Program	\$77,250
Miriam's House	Community First Rapid Re-housing	\$100,000
New Hope Housing - Alexandria	Alexandria Housing First Apartments Program	\$55,000
New Hope Housing - Arlington	Arlington Permanent Supportive Housing Project	\$100,000
New Hope Housing - Fairfax	Fairfax County Housing First PSH Program	\$55,000
Northern Virginia Family Services	NVFS Greater Prince William Rapid Re-housing and Stabilization Services	\$100,000
People Inc.	King's Housing Trust Fund	\$10,000
People, Inc.	Hope Center	\$91,410
Samaritan House Inc.	Rapid Re-housing	\$100,000
Shelter House	Shelter House Rapid Re-housing 2019	\$100,000

St. Joseph's Villa	Continuation of the Petersburg High School Housing Stability Pilot Program	\$62,725
St. Joseph's Villa	FY19 SJV HTF	\$55,000
Steps, Inc.	Heartland Local Planning Group/Steps Inc.	\$13,590
Virginia Supportive Housing	2019 The Crossings	\$82,000
Virginia Supportive Housing	2019 Gosnold and Church Street	\$100,000
Virginia Supportive Housing	2019 Cloverleaf and Crescent Square - Virginia Beach	\$100,000
Virginia Supportive Housing	2019 New Clay and South Richmond Studios - Richmond	\$100,000
Virginia Supportive Housing	Cool Lane Apartments	\$100,000
Virginia Supportive Housing	2019 Heron's Landing - Chesapeake	\$60,000
TOTAL		\$2,200,000

HTF Rapid Re-housing

The Virginia Housing Trust Fund is able to fill gaps in communities where rapid re-housing dollars are not adequate to meet the needs of individuals and families. Rapid re-housing is the primary solution for households experiencing homelessness who are not able to self-resolve through their own support systems. As a cost effective and client focused approach, rapid re-housing effectively ends homelessness for individuals and families at a quicker rate than either traditional emergency shelters or transitional housing.

HTF Permanent Supportive Housing

While most permanent supportive housing (PSH) units have a long-term subsidy attached through HUD or the Virginia Department of Behavioral Health and Developmental Services, the supportive services funding is often limited. The Virginia Housing Trust Fund is a means to enhance supportive services for those households with the greatest vulnerabilities and those who have been chronically homeless.

HTF Pilot Project (Family Housing Stabilization)

DHCD has partnered with the City of Petersburg, Petersburg City Public Schools, and St. Joseph's Villa to implement a pilot project as part of the Challenged School Initiative. This project is targeting homeless students (and their families) who are enrolled in Petersburg City High School and who are chronically absent from school. The goal of the program is to stabilize housing to enable regular school attendance. Housing Stabilization includes case management, resource and referral, landlord mediation, short-term rental and utility assistance, and host home support (including financial assistance).

Conclusion

DHCD's Homeless and Special Needs Housing unit continues to work to make homelessness rare, brief, and non-recurring. To that end, the unit administers state- and federally-funded homeless service programs to address housing and stabilization services for individuals and families at-risk of or experiencing homelessness in the commonwealth. To administer these funds, partnerships are maintained with communities and an array of service providers including nonprofits, units of local government, and housing authorities. It is paramount for ensuring comprehensive homeless services are provided effectively and efficiently in accordance with best-practice models to maximize limited resources.

Efforts have been successful. Since 2010, the increased focus on ending homeless in the Commonwealth of Virginia has achieved significant results:

- ✓ Overall homelessness decreased by 36.6 percent
- ✓ Unsheltered homelessness decreased by 47.6 percent
- ✓ Family homelessness decreased by 44 percent
- ✓ Youth homelessness decreased by 32.5 percent (since 2013)
- ✓ Veterans homelessness decreased by 51.9 percent (since 2011)
- ✓ Chronic homelessness decreased by 45.9 percent

With continued state leadership, willingness, innovation, and funding, ending homelessness is possible in Virginia. Other philanthropic, national, community, and private sector partners are in place and the Governor's Coordinating Council on Homelessness is poised to advance the goals and strategies to promote rapid re-housing; expand permanent supportive housing; prevent and end youth homelessness; end veteran homelessness; and improve discharge policies and procedure for hospitals, mental health, and correctional facilities. Together these efforts will ensure homelessness is rare, brief, and non-recurring.