



# 2019 ANNUAL REPORT

Interstate Commission For Juveniles





*Anne Connor (ID),  
Chairperson*



*Natalie Dalton (VA),  
Vice Chairperson*



*Peter Sprengelmeyer (OR),  
Treasurer*

---

## LETTER FROM THE CHAIR

As I look back over the last year, I am amazed and humbled by the sheer volume of what we have collectively accomplished. Through the work, passion, and commitment of many, we continue to produce and sustain uncommon results.

Reflecting on ICJ's past, present, and future, we celebrated the 10th Anniversary of the revised Interstate Compact for Juveniles (ICJ) at the Annual Business Meeting in New Orleans. This meeting provided an excellent foundation for a year of intense growth, analysis, and planning.

Throughout Fiscal Year 2019, the Commission worked diligently through its committees to complete the four strategic initiatives established for 2016-2019. Because collaboration is essential, 84 meetings were conducted for committees, regions, work teams, and others. Highlights of FY 2019 activities are discussed throughout this report, including: publication of "Key Concepts in Human Trafficking"; development of a Mentoring Program Policy; and presentations at a wide variety of national and state-level conferences.

In the area of technology, the Commission had an extremely productive year. In collaboration with SEARCH (the National Consortium on Justice Information and Statistics), the Information Technology Committee analyzed our current technology and future needs. With representatives from each region, a dedicated "RFP Team" conducted an intensive nine-month process of reviewing technology and proposals for a new nationwide data system. Based on their recommendation, a vendor has been selected to develop a new system, which will be introduced in Fall 2020.

To fulfill the Commission's rulemaking responsibilities, the Rules Committee worked collectively to ensure a thorough review of proposals submitted by multiple committees and regions. Consequently, 15 proposed amendments will be presented for the Commission's consideration at the 2019 Annual Business Meeting in Indianapolis, IN.

To promote public safety, victims' rights, and juvenile accountability, the Commission conducted performance measurement assessments and provided related technical assistance. The Commission also carefully analyzed and updated multiple compliance related-tools and policies to ensure emphasis on issues most likely to impact juveniles and communities.

To ensure continued success in the future, the Commission also created a new Strategic Plan for 2020-2022, which will focus our collective energies on 4 priorities and 10 initiatives. The new Strategic Plan is available online at <https://www.juvenilecompact.org/about/strategic-plan>.

It has truly been an honor to serve as the Commission's Chairperson during FY 2019. I am blessed to have had the opportunity to work with such incredible people from across the country. Our accomplishments and continued success are a direct result of your dedication and commitment.

Respectfully submitted,

**Anne Connor, Chair**

# 10TH ANNIVERSARY ANNUAL BUSINESS MEETING



In September 2018, the Interstate Commission for Juveniles gathered for the 10th Annual Business Meeting in New Orleans, Louisiana. To honor the Commission's 10th Anniversary, we reflected on our past, present and future. On Tuesday, Chair Anne Connor provided an overview of the Commission's history, dating back to the original Interstate Compact on Juveniles in 1955. Next, we focused on issues presently facing ICJ Offices through an interactive, scenario-based session, as well as face-to-face Region Meetings. Finally, we welcomed leading national experts for a panel discussion entitled "Charting the Future: Frontiers in Juvenile Justice Reform."

On Wednesday, the General Session featured special guest speakers Adam Foss, founder of Prosecutor Impact, and James Bueche, Deputy Secretary of the Louisiana Office of Juvenile Justice. The meeting concluded with the election of officers: Chairperson Anne Connor (ID), Vice Chairperson Natalie Dalton (VA), and Treasurer Peter Sprengelmeyer (OR). ICJ also honored one of its greatest collaborators by presenting the Fourth Annual Leadership Award to Anne Connor, Idaho DCA, Designee, and Commission Chairperson.

The meeting was attended by representatives from all 50 states, the District of Columbia, and the US Virgin Islands, along with 6 ex officio members and 5 special guest speakers. Thanks to all who helped plan and execute this successful meeting, especially Louisiana Commissioner Angela Bridgewater and staff members Kimberly Dickerson and Yolanda Latimer.

## EXECUTIVE COMMITTEE

Chairperson: Anne Connor (ID)

Vice Chairperson: Natalie Dalton (VA)

Treasurer: Peter Sprengelmeyer (OR)

Compliance Committee Chairperson:  
Jacey Rader (NE)

Finance Committee Chairperson:  
Jedd Pelander (WA)

Information Technology Committee  
Chairperson: Tony De Jesus (CA)

Rules Committee Chairperson:  
Jeff Cowger (KS)

Training Committee Chairperson:  
Cathlyn Smith (TN)

East Region Representative:  
Becki Moore (MA)

Midwest Region Representative:  
Chuck Frieberg (SD)

South Region Representative:  
Traci Marchand (NC)

West Region Representative:  
Dale Dodd (NM)

Ex Officio Victims Representative:  
Trudy Gregorie

## STRATEGIC PLANNING UPDATE

Strategic planning is essential for setting priorities, focusing resources, and ensuring that everyone is working toward common goals. The Commission's 2016–2019 Strategic Plan featured four initiatives focused on: State Councils and visibility; communications and collaborations; using data to increase compliance; and leadership development.

Highlights of Fiscal Year 2019 activities that advanced the strategic plan include:

- Published “Key Concepts in Human Trafficking”
- Provided faculty for NCJFCJ’s Institute for New Juvenile and Family Court Judges
- Used data for Performance Measurement Assessments
- Updated compliance-related policies for greater transparency
- Developed “Mentoring Program Policy”
- Expanded pool of trainers from five (5) to eleven (11)

The Commission also created a new strategic plan this year to set the course for great progress in the future. To view the Commission’s Strategic Plan for 2020–2022, visit <https://www.juvenilecompact.org/about/strategic-plan>

## ON THE HORIZON: DATA SYSTEM DEVELOPMENT PROJECT

Ensuring efficient and effective exchange of data regarding juveniles who cross state lines is one of the Commission’s most important duties. In 2012, the Commission launched its first web-based data management system and brought ICJ into the digital age. Due to rapid changes in technology, the Commission launched efforts in FY 2019 to develop its next-generation data system. With assistance from SEARCH (the National Consortium for Criminal Justice Information and Statistics) and leadership from the Technology Committee, the Commission carefully developed the requirements for the new data system and identified the vendor best suited to develop the new system. The new data system will be launched in Fall 2020.



Technology Committee / RFP Team members: Back L–R: Candice Alfonso (NJ), Natalie Dalton (VA), Tony De Jesus (CA), Rachel Johnson (NC). Front L–R: Nita Wright (IN), Abbie Christian (NE), Anne Connor (ID)

---

## BY THE NUMBERS



**On Demand Training**  
= 22 modules completed  
over 2,300 times



**Instructor-led Rules  
Trainings** = 670 trained  
from 36 states via  
20 webinars



**Intrastate Training**  
= 32 states reported over  
2,100 persons trained



**National Meetings**  
= 72 web-based;  
12 face-to-face meetings

There are over 1,600 active registered website users. The ICJ website was visited over 76,000 times in FY 2019 by 33,000 unique visitors logging over 430,000 total page views, an increase of 51% from the previous year. Mobile access continues on an upward trend with nearly 5,700 people accessing the website on a mobile device or tablet, up by 28%.

---

## TRAINING & AWARENESS

Throughout the United States, the Commission and its members work diligently to provide training and raise awareness regarding the ICJ. This year, the Commission participated in a wide variety of national and state-level events, including:

National Council of Juvenile and Family Court Judges' (NCJFCJ's) 81st Annual Conference – July 22–25, 2018 - Denver, CO

APPA's 43rd Annual Training Institute – July 29 – August 1, 2018 – Philadelphia, PA

Interstate Commission for Adult Offender Supervision's (ICAOS) 2018 Annual Business Meeting – October 1–3, 2018 – Orlando, FL

24th National Symposium on Juvenile Services – October 22–25, 2018 – Greensboro, NC

New Mexico Children's Law Institute – January 9-11, 2019 – Albuquerque, NM

NCJFCJ's National Conference on Juvenile Justice – March 17–20, 2019 – Las Vegas, NV

NCJFCJ Institute for New Juvenile and Family Court Judges – April 22–24, 2019 – Reno, NV  
(First time opportunity to train new judges)

Kentucky Department of Juvenile Justice Statewide Director's Meeting – April 29–May 1, 2019 – Lake Cumberland, KY

Coalition for Juvenile Justice (CJJ) National Conference – June 19–21, 2019 – Washington, DC

# Hicks & Associates CPAs

CERTIFIED PUBLIC ACCOUNTANTS

INTERSTATE COMMISSION FOR JUVENILES  
LEXINGTON, KENTUCKY  
YEAR ENDED JUNE 30, 2019

SERVICES PROVIDED BY HICKS & ASSOCIATES CPAS:

- a. AUDIT OF THE FINANCIAL STATEMENTS - UNMODIFIED OPINION<sup>1</sup>
- b. REPORTS TO MANAGEMENT<sup>2</sup>
- c. AVAILABLE FOR ROUTINE ACCOUNTING AND TAX ADVICE AS REQUESTED BY MANAGEMENT

FINANCIAL HIGHLIGHTS FOR INTERSTATE COMMISSION FOR JUVENILES:

	<u>6/30/2019</u>	<u>6/30/2018</u>
• DUES ASSESSMENTS	\$ 978,000	\$ 978,000
• INVESTMENT INCOME	\$ 113,174	\$ 87,677
• TOTAL REVENUES	\$ 1,099,371	\$ 1,068,582
• PERCENTAGE CHANGE IN TOTAL REVENUES	+2.88%	
• TOTAL EXPENSES	\$ 911,528	\$ 709,811
• PERCENTAGE CHANGE IN TOTAL EXPENSES <sup>3</sup>	+28.42%	
• CHANGES IN NET ASSETS	\$ 187,843	\$ 358,771
• TOTAL NET ASSETS	\$ 2,551,088	\$ 2,363,245
• TOTAL ASSETS	\$ 2,804,874	\$ 2,632,412
• PERCENTAGE CHANGE IN TOTAL ASSETS	+6.55%	
• TOTAL LIABILITIES	\$ 253,786	\$ 269,167
• PERCENTAGE CHANGE IN TOTAL LIABILITIES	-5.71%	
• OPERATING CASH FLOWS	\$ 59,321	\$ 308,275
• TOTAL CASH FLOWS	\$ -180,679	\$ -83,812

1. AN "UNMODIFIED OPINION" IS THE TERMINOLOGY THAT REPRESENTS A GOOD, CLEAN AUDIT. ALL THE INFORMATION WE REQUESTED TO SUPPORT OUR OPINION WAS PROVIDED BY MANAGEMENT DURING OUR AUDIT. THERE WERE NO INSTANCES OF FRAUD, ABUSE, OR UNSUPPORTED TRANSACTIONS OBSERVED DURING OUR TESTING. OUR OPINION ON THE FINANCIAL STATEMENTS RELATES TO THE FINANCIAL STATEMENTS BEING PREPARED ON THE MODIFIED ACCRUAL BASIS OF ACCOUNTING, WHICH IS A BASIS OF ACCOUNTING OTHER THAN U.S. GAAP.
2. THE REPORTS TO MANAGEMENT DESCRIBE (1) THE RESPONSIBILITIES OF THE AUDITORS, MANAGEMENT, AND THE COMMITTEES; (2) THE OVERALL AUDIT PROCESS, AND (3) ANY RECOMMENDATIONS WE HAD DURING THE CURRENT YEAR AND UPDATES TO ITEMS MENTIONED IN THE PRIOR YEAR. WE DID NOT HAVE ANY RECOMMENDATIONS FOR THE YEAR ENDED JUNE 30, 2019.
3. EXPENSES INCREASED PRIMARILY DUE TO THE FOLLOWING—
  - A. SALARIES EXPENSES
  - B. TRAVEL EXPENSES
  - C. MEETING EXPENSES
  - D. CONSULTANT SERVICES EXPENSES (SEARCH STAFF CONTRACT)

1795 Alysheba Way • Suite 6206  
Lexington, KY 40509

Telephone (859) 368-9727  
Fax (859) 368-9739



## STRONG FINANCIAL OUTLOOK

The Commission's fiscal outlook is very strong. Because of prudent financial decisions, the Commission finished Fiscal Year 2019 at 7.2% under budget. The long-term investment portfolio has generated an increased rate of return on the Commission's funds since beginning the investment opportunity in 2014, with a vision of ensuring the availability of funds for future technological needs. For FY 2019, the rate of return was 8.7%. This year, the Commission also began to utilize reserved funds for the development of the ICJ's next-generation data management system. The data system development project will result in a substantial reduction in reserved and invested funds in FYs 2020 and 2021.



## NEW & UPDATED RESOURCES

### Judicial/Legal Resources

“Temporary Secure Detention of Non-Adjudicated Juvenile Runaways,” whitepaper, updated

“Enhanced Juvenile Justice Guidelines,” served on Advisory Committee for publication by NCJFCJ in collaboration with OJJDP

### Training Materials (New & Updated)

“Preparing for Performance Measurement Assessments,” Live Webinar (available On Demand)

“JIDS Return Workflow Changes, effective 1/14/19,” Live Webinar (available On Demand)

“ICJ Rules Trainings” (Parts 1 & 2), reorganized for greater consistency and accessibility

“History of the Interstate Compact for Juveniles” – Recorded Training Session from 2018 Annual Business Meeting, available On Demand

“Charting the Future: Frontiers in Juvenile Justice Report” – Recorded Panel Discussion from 2018 Annual Business Meeting, available On Demand

“When Transfers and Runaways Cross State Lines,” presented at the Institute for New Juvenile and Family Court Judges hosted by NCJFCJ

“New Employee Orientation & Training Guide,” new for National Office staff

Best Practice: “Return of a Juvenile Serving a State Correctional Sentence in Another State,” revised for clarity

Right: New Mexico Children’s Law Institute, John Pacheco and Dale Dodd.

### ICJ Policies & Procedures

ICJ Compliance Policy: 01–2009 “Response to Allegations of Default,” updated and retitled

ICJ Compliance Policy: 02–2009 “Compliance Enforcement Investigation Process,” retired and incorporated into Policy 01–2009

ICJ Compliance Policy: 03–2009 “Dispute Resolution,” updated and retitled

ICJ Administrative Policy: 06–2009 “Travel Reimbursement,” updated

ICJ Administrative Policy: 02–2012 “Disposal of Assets,” updated

ICJ Administrative Policy: 01–2016 “Personnel Policies,” updated

ICJ Administrative Policy: 01–2019 “Mentoring Program,” new

“ICJ Accounting Policies and Procedures Manual,” new

### State ICJ Office Resources

“2018 State Councils for Interstate Juvenile Supervision Report,” new

“Key Concepts in Human Trafficking,” new from the Human Trafficking Ad Hoc Committee

“Human Trafficking Matrices” (online resource), updated

“Expunging Juvenile Records,” JIDS Guideline, updated

“Dispute Resolution Webform” (online resource), new

“Interpretation of Rules Request Webform” (online resource), new





## New Advisory Opinions

03-2019	Can a person subject to a juvenile warrant be released on bond when he is considered an adult under the laws of the demanding and holding states based on the age of majority?
02-2019	State's obligation to inform juvenile that s/he may not be returned to home state and whether the Form III may be withdrawn.
01-2019	In the absence of a warrant, what would appropriately authorize a holding state to hold a juvenile?
05-2018	Does the ICJ apply to a juvenile who leaves home with permission of the guardian, but refuses to return when the guardian directs?
04-2018	Whether a person should be returned as a juvenile when being detained as a juvenile in the holding state, but has an outstanding warrant from an adult court in the home state.
03-2018	Whether ICJ Rule 7-104 requires a home/demanding state to return a juvenile being held on a warrant even if the warrant has been withdrawn and whether state confidentiality laws prohibit entry of warrants issued for juveniles subject to the Compact into NCIC.

## NATIONAL OFFICE STAFF

**MaryLee Underwood**

*Executive Director*

859.721.1062

**Jennifer Adkins**

*Operations and Policy Specialist*

859.721.1063

**Leslie Anderson**

*Logistics and Administrative Coordinator*

859.721.1062

**Emma Goode**

*Training & Administrative Specialist*

859.721.1061

**Joe Johnson**

*Systems Project Manager*

859.721.0796

## LEGAL COUNSEL

**Rick Masters**

## MISSION STATEMENT:

The Interstate Commission for Juveniles, the governing body of the Interstate Compact for Juveniles, through means of joint and cooperative action among the compacting states, preserves child welfare and promotes public safety interests of citizens, including victims of juvenile offenders, by providing enhanced accountability, enforcement, visibility, and communication in the return of juveniles who have left their state of residence without permission and in the cooperative supervision of delinquent juveniles who travel or relocate across state lines.

## EX OFFICIO MEMBERS

American Parole and Probation Association (APPA)

Association of Administrators of the Interstate Compact on the Placement of Children (AAICPC)

Council of Juvenile Correctional Administrators (CJCA)

Conference of Chief Justices (CCJ)

Conference of State Court Administrators (COSCA)

International Association of Chiefs of Police (IACP)

Interstate Compact for Adult Offender Supervision (ICAOS)

National Association of Attorneys General (NAAG)

National Children’s Advocacy Center (NCAC)

National Conference of State Legislatures (NCSL)

National Council of Juvenile and Family Court Judges (NCJFCJ)

National Governors Association (NGA)

National Juvenile Detention Association (NJDA)

National Runaway Safeline (NRS)

National Sheriffs’ Association (NSA)

National Center for Victims of Crime (NCVC) Justice Solutions

## STAFF RECOGNITION

The Commission believes in recognizing those individuals doing the day-to-day work of the Compact who surpass expectations to provide assistance. The following were recognized in FY 2019:

Tracy Bradley (FL)

Angela Bridgewater (LA)

Anna Butler (KY)

Mason Harrington (SC)

Destiny Hernandez (NV)

Tiffany Howard (SC)

Austin Hunter (WY)

Holly Kassube (IL)

Gladys Olivares (NV)

Joy Swantz (WI)

Randall Wagner (WV)



Institute for New Juvenile and Family Court Judges. L–R: Candice Alfonso (NJ), Cathlyn Smith (TN), Anne Connor (ID)

## VISION STATEMENT

The Interstate Commission for Juveniles will promote public safety, victims’ rights, and juvenile accountability that is balanced with safeguarding those juveniles.



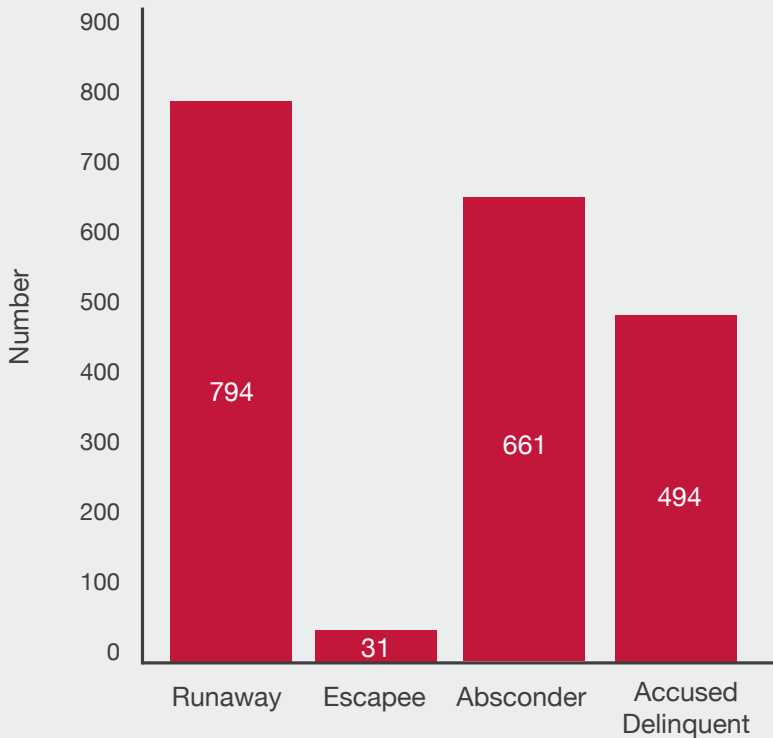
## ANNUAL STATISTICS

Statistics on juvenile movement gathered for this report were obtained from the Juvenile Interstate Data System (JIDS). A comprehensive and accurate review of returns and transfers is only possible if JIDS is used to document each juvenile case correctly. In Fiscal Year 2019, states returned 1,980 runaways, escapees, absconders and juveniles charged delinquent. Additionally, 5,026 juveniles transferred supervision to another state. In FY 2019, states submitted 272 expedited transfer requests for parolees or sex offenders.

### TRANSFER DATA COMPARISON: FISCAL YEAR 2018 TO FISCAL YEAR 2019

Transfer of supervision cases continue to decline. In FY 2019, probation transfers decreased 3 percent from the previous Fiscal Year, for a total of 4,353 probation cases referred. Parole transfers also decreased 3 percent from Fiscal Year 2018, with 673 cases referred. Juvenile sex offenders represent 11 percent of all transfer requests, a slight increase of 1 percent from the previous Fiscal Year.

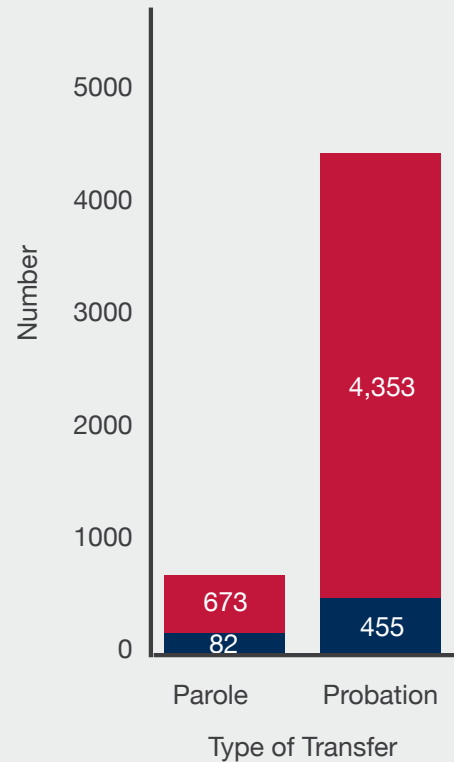
**Returns by Type – Fiscal Year 2019**  
Total Returns = 1980



Non Voluntary Returns = 92

Voluntary Returns = 1888

**Transfer of Supervision  
by Type – Fiscal Year 2018**



Total Transfers = 5,026

Sex Offenders = 537

## INTERSTATE MOVEMENT OF JUVENILES: JULY 1, 2018 – JUNE 30, 2019

This chart details the return of runaways, escapees, absconders, and juveniles charged delinquent. It includes the number of juveniles sent back to the home/demanding state ("From Your State Returned") along with the number of incoming juveniles where the state listed is the holding state ("From Other States Returned"). The total returns are categorized as either voluntary or non-voluntary.

### KEY

Run = Runaway

Esc = Escapee

Absc = Absconder

Acc Del = Accused Delinquent

Airport Sup Req Met = Airport Supervision Request Met

Vol = Voluntary

Non Vol = Non Voluntary

STATE	From Your State Returned (Home/Demanding State)							From Other States Returned (Holding State)							Airport Sup Req Met
	Run	Esc	Absc	Acc Del	Total	Total Vol	Total Non Vol	Run	Esc	Absc	Acc Del	Total	Total Vol	Total Non Vol	
Alabama	10	0	2	0	12	12	0	6	0	22	4	32	31	1	0
Alaska	2	0	2	0	4	4	0	2	0	0	1	3	0	3	0
Arizona	12	0	6	6	24	20	4	13	3	15	7	38	37	1	5
Arkansas	24	0	9	4	37	36	1	24	0	5	12	41	38	3	0
California	55	1	55	11	122	116	6	27	0	30	27	84	81	3	4
Colorado	31	0	18	16	65	63	2	20	0	16	8	44	41	3	21
Connecticut	5	0	1	6	12	9	3	3	0	0	5	8	6	2	0
Delaware	5	0	3	1	9	9	0	0	0	4	2	6	6	0	0
District of Columbia	7	0	34	23	64	63	1	0	0	2	67	69	67	2	0
Florida	40	0	31	33	104	93	11	40	2	23	14	79	73	6	0
Georgia	31	2	19	12	64	59	5	23	2	18	16	59	58	1	47
Hawaii	3	0	0	0	3	3	0	1	0	0	0	1	1	0	0
Idaho	6	0	50	11	67	66	1	11	0	12	1	24	23	1	0
Illinois	20	0	19	19	58	56	2	10	0	18	48	76	75	1	16
Indiana	21	0	6	11	38	35	3	49	8	6	15	78	75	3	0
Iowa	8	1	18	21	48	46	2	10	0	24	17	51	50	1	0
Kansas	23	0	26	6	55	51	4	54	0	3	0	57	55	2	0
Kentucky	32	12	4	10	58	57	1	17	3	7	9	36	34	2	0
Louisiana	12	0	10	5	27	26	1	8	0	5	5	18	17	1	0
Maine	1	0	1	1	3	3	0	4	0	0	4	8	8	0	0
Maryland	14	0	9	48	71	68	3	11	0	45	18	74	72	2	0

Massachusetts	16	0	7	5	28	24	4	3	0	2	1	6	6	0	1
Michigan	32	0	10	10	52	50	2	5	0	8	2	15	12	3	11
Minnesota	11	0	21	11	43	42	1	6	0	11	10	27	27	0	6
Mississippi	4	0	2	1	7	7	0	21	0	3	0	24	24	0	0
Missouri	33	0	9	8	50	49	1	18	0	40	9	67	64	3	2
Montana	6	0	4	5	15	15	0	5	0	5	1	11	11	0	0
Nebraska	21	2	22	7	52	51	1	8	0	19	3	30	29	1	0
Nevada	14	0	17	8	39	35	4	20	0	34	7	61	61	0	0
New Hampshire	3	0	1	1	5	4	1	6	0	0	3	9	8	1	0
New Jersey	13	0	3	8	24	24	0	5	2	21	11	39	37	2	0
New Mexico	2	0	21	6	29	29	0	15	0	8	3	26	26	0	0
New York	22	0	8	4	34	31	3	10	0	11	8	29	22	7	0
North Carolina	21	0	5	17	43	39	4	22	0	6	6	34	31	3	38
North Dakota	4	0	3	5	12	12	0	10	0	12	8	30	30	0	0
Ohio	17	5	14	15	51	50	1	57	3	2	27	89	84	5	0
Oklahoma	9	0	8	3	20	19	1	13	0	13	5	31	27	4	0
Oregon	15	0	18	5	38	37	1	36	1	37	4	78	74	4	2
Pennsylvania	16	1	23	20	60	56	4	25	2	13	9	49	43	6	2
Rhode Island	2	0	2	0	4	3	1	1	0	2	0	3	1	2	0
South Carolina	16	0	11	4	31	30	1	12	0	5	10	27	26	1	0
South Dakota	9	0	15	1	25	25	0	3	2	3	2	10	10	0	0
Tennessee	27	2	8	8	45	45	0	29	1	10	9	49	49	0	0
Texas	35	3	26	18	82	78	4	49	0	49	16	114	110	4	30
Utah	9	0	9	0	18	18	0	29	0	22	9	60	58	2	8
Vermont	1	0	0	0	1	1	0	0	0	0	3	3	3	0	0
Virgin Islands	0	0	0	0	0	0	0	0	0	0	0	0	0	0	0
Virginia	18	0	28	53	99	94	5	21	0	8	31	60	57	3	0
Washington	27	1	32	7	67	65	2	5	0	36	9	50	49	1	8
West Virginia	9	0	3	4	16	15	1	7	0	7	3	17	17	0	0
Wisconsin	14	0	6	16	36	36	0	6	2	14	1	23	21	2	0
Wyoming	6	1	2	0	9	9	0	14	0	5	4	23	23	0	1
<b>Total</b>	<b>794</b>	<b>31</b>	<b>661</b>	<b>494</b>	<b>1980</b>	<b>1888</b>	<b>92</b>	<b>794</b>	<b>31</b>	<b>661</b>	<b>494</b>	<b>1980</b>	<b>1888</b>	<b>92</b>	<b>202</b>

## INTERSTATE MOVEMENT OF JUVENILES: JULY 1, 2018 – JUNE 30, 2019

This chart details the movement of juveniles under supervision. This includes the number of cases terminated, whether it was a sex-offender related case, failed supervision, and failed supervision due to violations.

### KEY

Inc = Incoming

Sex Off = Sex Offender

Inc Term = Incoming Terminated

Out = Outgoing


Out Term = Outgoing Terminated

Failed Svsn = Return for Failed Supervision, as home/sending state

Fail Svsn Vio = Returned for Failed Supervision due to violation, as home/sending state

STATE	Parole Supervision								Probation Supervision							
	Inc	Sex Off	Inc Term	Out	Sex Off	Out Term	Fail Svsn	Fail Svsn Vio	Inc	Sex Off	Inc Term	Out	Sex Off	Out Term	Fail Svsn	Fail Svsn Vio
Alabama	18	4	10	4	3	6	0	0	107	13	123	47	5	51	0	0
Alaska	2	0	2	0	0	0	0	0	11	3	20	11	3	10	0	0
Arizona	16	2	16	18	0	17	1	1	123	16	128	93	5	81	2	2
Arkansas	10	0	9	18	1	18	0	0	58	8	70	58	7	61	0	0
California	47	3	42	15	5	15	0	0	236	28	215	267	18	314	5	4
Colorado	10	2	5	30	7	38	0	0	78	10	68	144	17	155	5	5
Connecticut	2	0	2	0	0	8	0	0	33	3	38	14	1	12	0	0
Delaware	5	1	2	8	1	11	0	0	44	2	51	50	7	39	0	0
District of Columbia	9	0	16	21	1	25	0	0	83	6	61	11	1	15	0	0
Florida	48	3	48	47	12	53	0	0	234	25	244	386	41	441	4	2
Georgia	43	5	46	58	4	58	1	1	226	21	215	211	11	222	2	2
Hawaii	3	0	1	0	0	1	0	0	12	1	8	3	0	1	0	0
Idaho	3	0	5	13	3	10	0	0	40	11	35	126	12	125	3	1
Illinois	21	5	17	51	1	43	3	2	125	11	133	233	7	283	4	4
Indiana	12	2	16	2	1	0	0	0	96	12	120	77	11	81	1	0
Iowa	25	1	16	0	0	0	0	0	97	4	115	69	7	53	1	1
Kansas	12	2	7	15	5	16	0	0	44	2	42	100	5	105	0	0
Kentucky	11	0	12	14	2	18	1	1	85	6	85	20	2	21	1	1
Louisiana	9	1	10	18	1	4	0	0	73	4	80	81	5	85	0	0
Maine	1	0	1	0	0	0	0	0	12	3	10	8	0	14	0	0
Maryland	34	2	37	26	5	33	0	0	117	12	132	128	17	132	1	1
Massachusetts	5	0	3	10	0	9	0	0	24	2	39	19	4	18	0	0

Michigan	12	1	18	0	0	0	0	0	70	7	63	11	1	12	0	0
Minnesota	11	0	13	0	0	0	0	0	116	9	96	93	10	96	0	0
Mississippi	5	1	10	2	0	2	0	0	62	3	83	44	1	51	1	0
Missouri	16	2	18	30	1	22	0	0	125	5	118	28	2	26	1	1
Montana	3	1	1	12	0	8	0	0	37	9	34	11	5	13	1	1
Nebraska	4	3	5	0	0	0	0	0	28	8	32	85	6	85	0	0
Nevada	9	1	14	38	0	24	0	0	102	7	127	130	15	117	0	0
New Hampshire	1	0	1	4	0	2	0	0	17	3	13	14	2	16	0	0
New Jersey	8	1	8	22	2	14	0	0	83	2	86	141	28	152	1	1
New Mexico	2	0	4	5	0	7	0	0	42	4	46	44	2	46	0	0
New York	12	3	12	18	0	21	0	0	146	13	159	44	7	50	0	0
North Carolina	36	4	25	4	2	3	0	0	174	22	156	65	7	73	0	0
North Dakota	6	2	4	9	1	7	0	0	44	3	47	55	6	34	0	0
Ohio	19	3	19	25	2	27	0	0	109	14	118	75	14	74	0	0
Oklahoma	13	3	13	3	0	4	1	0	98	4	107	60	7	68	1	1
Oregon	15	2	12	11	1	8	0	0	78	8	85	65	10	70	7	6
Pennsylvania	22	2	22	0	0	0	0	0	125	26	125	271	30	279	1	0
Rhode Island	5	0	5	0	0	0	0	0	6	1	7	10	0	9	0	0
South Carolina	14	4	17	8	1	5	0	0	87	10	107	136	12	88	2	2
South Dakota	1	0	0	12	4	9	0	0	24	2	18	20	0	21	0	0
Tennessee	18	3	22	35	3	41	0	0	123	14	139	102	10	98	0	0
Texas	44	3	35	19	5	17	0	0	284	26	287	290	48	287	3	2
Utah	5	1	2	11	2	8	0	0	37	7	38	24	9	31	0	0
Vermont	0	0	0	0	0	0	0	0	5	3	4	5	0	3	0	0
Virgin Islands	0	0	0	0	0	0	0	0	1	0	2	2	0	0	0	0
Virginia	14	3	20	19	2	20	0	0	119	13	108	117	5	144	0	0
Washington	12	2	13	14	4	17	0	0	123	16	124	124	12	115	1	1
West Virginia	10	3	4	0	0	0	0	0	41	4	44	16	1	21	0	0
Wisconsin	7	0	7	4	0	1	0	0	67	4	88	100	16	101	5	4
Wyoming	3	1	3	0	0	0	0	0	22	5	19	15	3	13	1	1
<b>TOTAL</b>	<b>673</b>	<b>82</b>	<b>650</b>	<b>673</b>	<b>82</b>	<b>650</b>	<b>7</b>	<b>5</b>	<b>4353</b>	<b>455</b>	<b>4512</b>	<b>4353</b>	<b>455</b>	<b>4512</b>	<b>54</b>	<b>43</b>



[www.juvenilecompact.org](http://www.juvenilecompact.org)

836 Euclid Avenue, Suite 322  
Lexington, KY 40502  
859-721-1062