



# COMMONWEALTH of VIRGINIA

## *Department of Criminal Justice Services*

Shannon Dion  
Director

Megan Peterson  
Chief Deputy Director

Washington Building  
1100 Bank Street  
Richmond, Virginia 23219  
(804) 786-4000  
[www.dcjs.virginia.gov](http://www.dcjs.virginia.gov)

December 20, 2019

The Honorable Ralph Northam  
Governor of Virginia  
Patrick Henry Building  
1111 East Broad Street  
Richmond, Virginia 23219

The Honorable Emmett W. Hanger, Jr.  
Co-Chairman, Senate Finance Committee  
Pocahontas Building, 14th Floor  
900 East Main Street  
Richmond, Virginia 23219

The Honorable Thomas K. Norment, Jr.  
Co-Chairman, Senate Finance Committee  
Pocahontas Building, 14th Floor  
900 East Main Street  
Richmond, Virginia 23219

The Honorable S. Chris Jones  
Chairman, House Appropriations Committee  
Pocahontas Building, 14th Floor  
900 East Main Street  
Richmond, Virginia 23219

### ***Re: Report on Pretrial Services Agencies***

Dear Sirs:

On behalf of the Secretary of Public Safety and Homeland Security, attached please find the ***Report on Pretrial Services Agencies*** in accordance with §19.2-152.7 of the *Code of Virginia*.

If you have any questions, please reach out to Ken Rose, Criminal Justice Program Coordinator, Division of Programs and Services/Adult Services, at [kenneth.rose@dcjs.virginia.gov](mailto:kenneth.rose@dcjs.virginia.gov), or (804) 225-4329.

Sincerely,

A handwritten signature in blue ink that reads "Shannon Dion".

Shannon Dion

Attachment

c: Brian Moran, Secretary of Public Safety and Homeland Security

# **Report on Pretrial Services Agencies**

## **FY2019**

---



Virginia Department of Criminal Justice Services

1100 Bank Street, Richmond, Virginia 23219

[www.dcjs.virginia.gov](http://www.dcjs.virginia.gov)

December 2019

## Preface

---

§19.2-152.7 of the *Code of Virginia* requires the Virginia Department of Criminal Justice Services (DCJS) to:

*Report annually on or before December 31 to the Governor and the General Assembly on the performance of each pretrial services agency, to include (i) the total amount of funding received by that agency; (ii) the number of investigations conducted by that agency; (iii) the number of defendants placed on pretrial supervision with that agency; (iv) the average daily caseload of that agency; (v) the appearance, public safety, and compliance rates of defendants placed on pretrial supervision with that agency; and (vi) a determination of whether that agency is in substantial compliance with all grant conditions and standards prescribed by the Department pursuant to § 19.2-152.3. If an agency is not in substantial compliance with all grant conditions and standards prescribed by the Department pursuant to § 19.2-152.3, that agency and the Department shall develop a plan and identify a timeframe to achieve compliance. A copy of that plan of compliance shall be included in the annual report. The Department shall ensure such report is available to the public.*

# Table of Contents

---

Preface.....	i
Table of Contents .....	ii
Introduction .....	1
Pretrial Services Funding – Fiscal Year 2019 .....	3
Pretrial Data Summary – Fiscal Year 2019 .....	5
Pretrial Investigations .....	5
Pretrial Supervision Placements.....	5
Pretrial Placements: Average Daily Caseload.....	6
Pretrial Placements: Average Length of Supervision .....	7
Pretrial Placements: Supervision Outcomes .....	7
Pretrial Service Agency Compliance.....	9
Appendix A: Pretrial Services Agency Funding.....	10
Appendix B: Pretrial Services Agency Data Summary .....	14

## Introduction

---

Localities in Virginia began receiving state funds for pretrial services in 1989, pursuant to authorizing language in the Appropriations Act. This was in response to the findings of the 1989 Commission on Prison and Jail Overcrowding study to develop strategies to improve policies and practices to safely reduce incarceration rates in Virginia.<sup>1</sup> Among its findings, the Commission on Prison and Jail Overcrowding found that “half of the statewide jail population is awaiting trial or awaiting sentencing.” In turn, the Commission recommended that funding be provided to establish pretrial services agencies and to develop a risk assessment instrument for use by judicial officers. The purpose of pretrial services and use of a pretrial risk assessment instrument was intended to provide judicial officers with information to make release decisions at earlier decision points and to provide alternatives to jail to alleviate jail overcrowding and to improve public safety.

Localities were later authorized by statute in 1995 to establish pretrial services agencies with the passage of the Pretrial Services Act.<sup>2</sup> The purpose of the Pretrial Services Act is “to provide more effective protection of society by establishing pretrial services agencies to assist judicial officers in discharging their duties”<sup>3</sup> related to determining pretrial release and detention. The Act states that “such agencies are intended to provide better information and services for use by judicial officers in determining the risk to public safety and the assurance of appearance of persons ... other than an offense punishable by death, who are pending trial or hearing.”<sup>4</sup>

The duties and responsibilities of pretrial services officers are detailed in §19.2-152.4:3 of the *Code of Virginia*. Pretrial services officers are required to provide the following services:

1. Investigate and interview defendants arrested on state and local warrants and who are detained in jails located in jurisdictions served by the agency while awaiting a hearing before any court that is considering or reconsidering pretrial release, at initial appearance, advisement or arraignment, or at other subsequent hearings;
2. Present a pretrial investigation report with recommendations based on information from the pretrial investigation to assist courts in discharging their duties related to granting or reconsidering pretrial release; and
3. Supervise and assist all defendants residing within the jurisdictions served and placed on pretrial supervision by any judicial officer within the jurisdictions by ensuring compliance with the terms and conditions of pretrial release.
4. Conduct random drug and alcohol tests on any defendant under supervision for whom a judicial officer has ordered testing or who has been required to refrain from excessive use of alcohol or use of any illegal drug or controlled substance or other defendant-specific condition of bail related to alcohol or substance abuse;

---

<sup>1</sup> 1989 Commission on Prison and Jail Overcrowding Report

<sup>2</sup> Va. Code §19.2-152.2 *et seq.*

<sup>3</sup> Va. Code §19.2-152.2

<sup>4</sup> *Id.*

5. Seek a capias from any judicial officer pursuant to § 19.2-152.4:1 for any defendant placed under supervision or the custody of the agency who fails to comply with the conditions of bail or supervision, when continued liberty or noncompliance presents a risk of flight, a risk to public safety or risk to the defendant;
6. Seek an order to show cause why the defendant should not be required to appear before the court in those cases requiring a subsequent hearing before the court;
7. Provide defendant-based information to assist any law-enforcement officer with the return to custody of defendants placed on supervision for which a capias has been sought; and
8. Keep such records and make such reports as required by the Commonwealth of Virginia Department of Criminal Justice Services.

There are currently 33 pretrial services agencies serving 100 of Virginia's 133 cities and counties. The Virginia pretrial services agencies operate under the authority of the Pretrial Services Act and are funded in whole or part by the Virginia Department of Criminal Justice Services (DCJS).<sup>5</sup>

---

<sup>5</sup> The one exception is Culpeper County, which established a pretrial services agency in January 2018 using all local funds to address jail overcrowding.

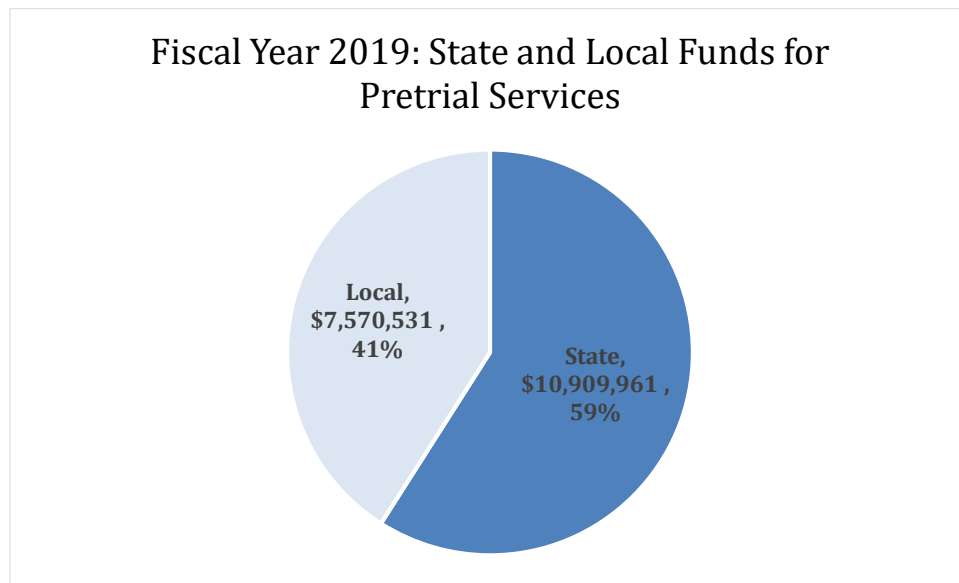
## Pretrial Services Funding – Fiscal Year 2019

---

The 2019 Appropriations Act (Item 395 C. 1, D. 1–2) directs DCJS to make discretionary grants to localities established pursuant to the Comprehensive Community Corrections Act for Local-Responsible Offenders<sup>6</sup> and the Pretrial Services Act.<sup>7</sup> Agency budgets reflect that in fiscal year 2019, \$10,909,961 of state funds were allocated to pretrial services operations. Agency budgets also reflected that localities contributed \$7,570,531 to pretrial agency operations for a total of \$18,480,492 in state and local funds devoted to pretrial services operations in Virginia.

Chart 1 shows the distribution of state and local funds for pretrial services in fiscal year 2019. See Appendix A for funding details by agency.

*Chart 1*



*Source: Locality fiscal year 2019 itemized budgets*

Of the total amount of state funds allocated to pretrial services agency operations in fiscal year 2019, 94% (\$10,234,432) were budgeted for personnel and 6% (\$675,529) for administrative and operational expenditures other than personnel. Of the total amount of local funds devoted to pretrial services agency operations in fiscal year 2019, 88% (\$6,692,705) were budgeted for personnel and 12% (\$877,826) for administrative and operational expenditures other than personnel. Looking at the state and local budgets combined, 92% (\$16,927,137) were budgeted for personnel and 8% (\$1,553,355) for administrative and operational expenditures other than personnel.

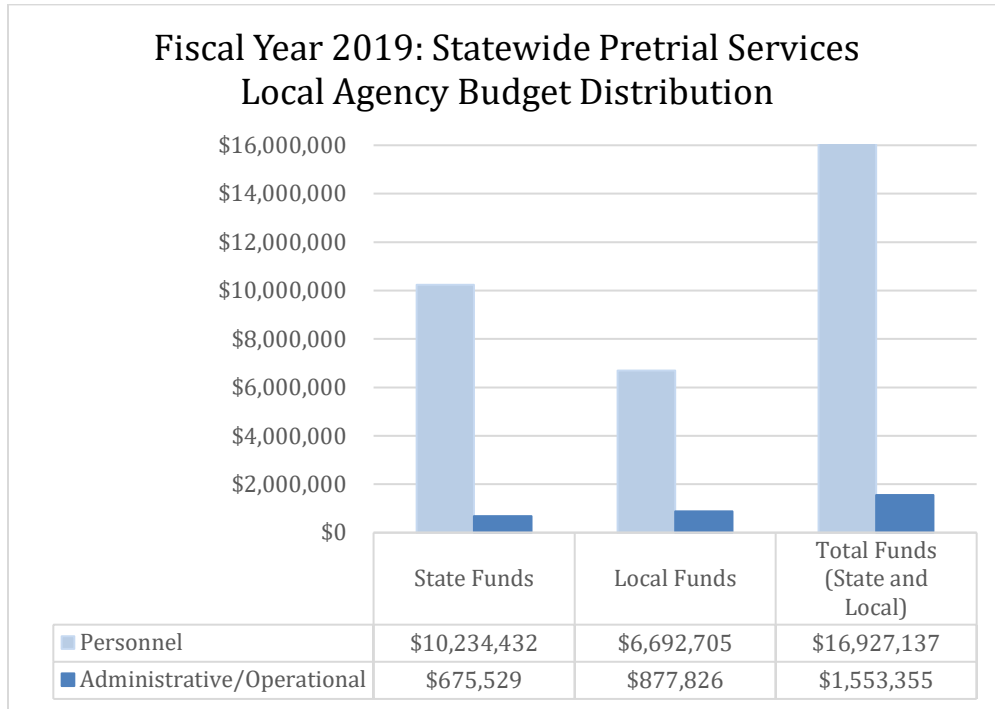
---

<sup>6</sup> Va. Code §§ 9.1-173–9.1-183.

<sup>7</sup> Va. Code §§ 19.2-152.2–19.2-152.7.

Chart 2 shows the distribution of pretrial services budgets between personnel and administrative and operational expenditures in fiscal year 2019. See Appendix A for the itemized budget distribution for state and local funds for fiscal year 2019 by agency.

Chart 2



*Source: Locality fiscal year 2019 itemized budgets*



# Pretrial Data Summary – Fiscal Year 2019

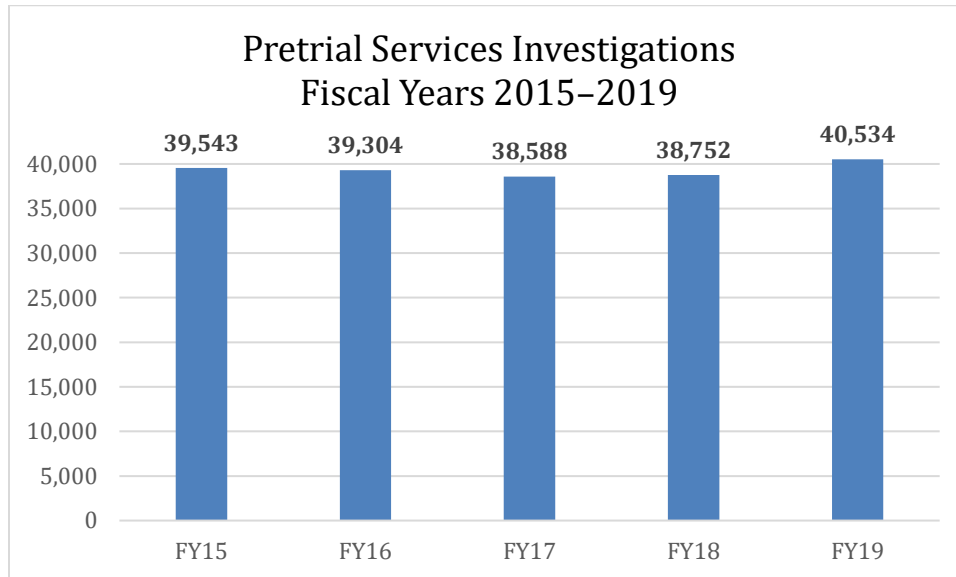
---

## Pretrial Investigations

Pretrial services agencies are required by the *Virginia Code* to conduct pretrial investigations.<sup>8</sup> Pretrial investigation reports and risk assessments provide the judge with valuable information about defendants to assist in making risk informed bail decisions. The number of defendants eligible for pretrial services investigations may fluctuate due to crime rates, arrest rates, and jail admissions. Other factors that may affect the number of investigations conducted include defendants who declined to be interviewed or whose behavior is not conducive to investigation, as well as defendants whose level of intoxication, mental health condition, or language barriers at the time of the investigation inhibit the conduct of investigations.

During fiscal year 2019, pretrial services agencies completed 40,534 investigations, an increase of 1,782 investigations from fiscal year 2018. Overall, the trend of pretrial services investigations has remained relatively consistent between fiscal year 2015 and 2019. Chart 3 shows the pretrial services investigation trend from fiscal year 2015 to 2019.

Chart 3



Data Source: DCJS Pretrial Community Corrections (PTCC) Case Management System

## Pretrial Supervision Placements

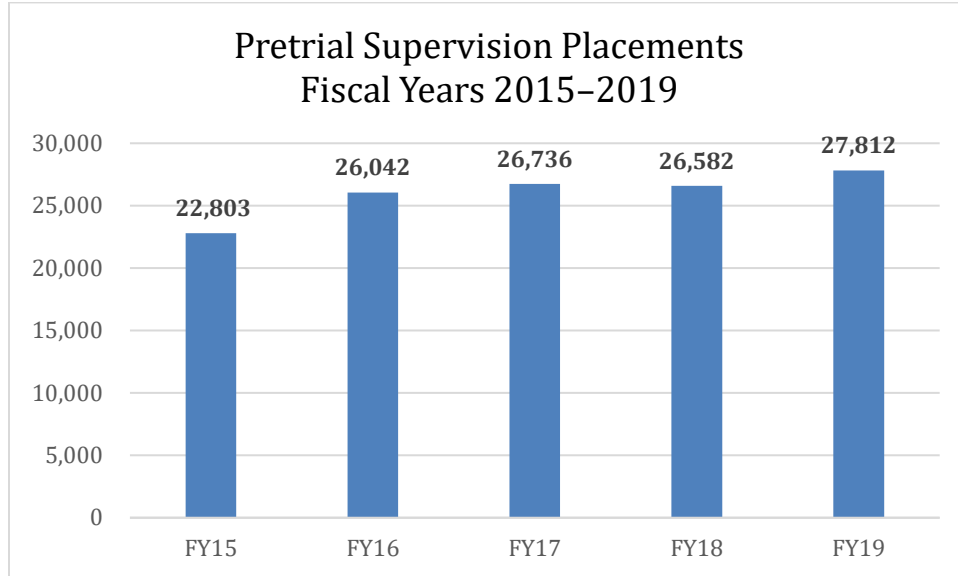
Pretrial supervision placements increase from 26,582 in fiscal year 2018 to 27,812 in fiscal year 2019. The average daily caseload increased from 9,239 in fiscal year 2018 to 10,411 in fiscal year 2019. The average length of supervision for all placements under supervision increased from 127 days in fiscal year 2018 to 135 in fiscal year 2019.

---

<sup>8</sup> *Va. Code* § 9.1-152.4:3(A)(1).

Since fiscal year 2015, the number of placements has increased by 5,009, an overall increase of 22%. The number of defendants placed on pretrial supervision increased by 1,230 from fiscal year 2018 to fiscal year 2019. Chart 4 shows the pretrial supervision placement data for fiscal years 2015 to 2019.

Chart 4

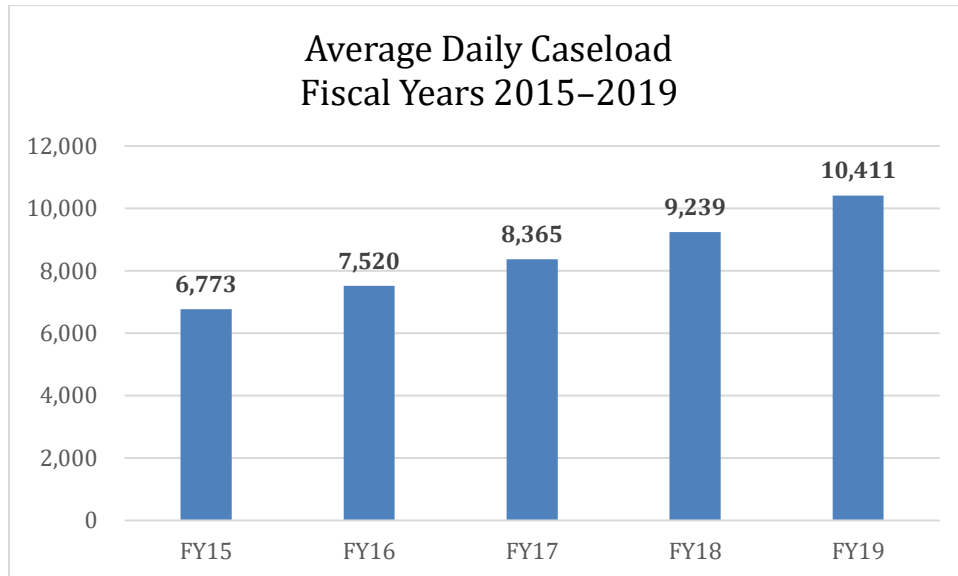


Data Source: DCJS Pretrial Community Corrections (PTCC) Case Management System

### Pretrial Placements: Average Daily Caseload

Since fiscal year 2015, the average daily caseload has increased by 3,638, an increase of 54%. A significant contributor to the average daily caseload includes the average length of supervision. Chart 5 shows the average daily caseload data for fiscal years 2015 to 2019.

Chart 5



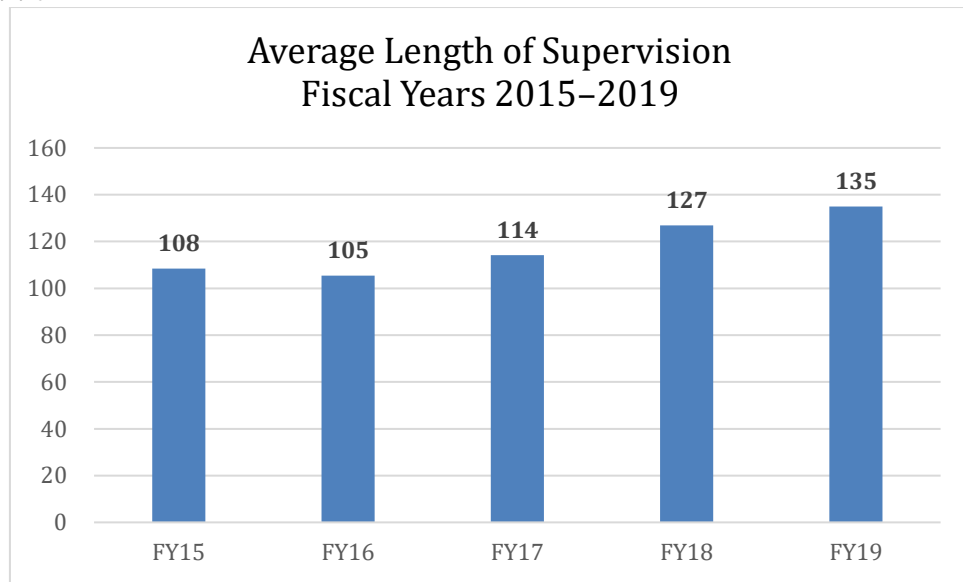
Data Source: DCJS Pretrial Community Corrections (PTCC) Case Management System

### Pretrial Placements: Average Length of Supervision

Since fiscal year 2015, the average length of supervision has increased by 27 days, an increase of 25%. Chart 6 shows the average length of supervision for fiscal years 2015–2019.

The average length of supervision increases may be impacted by the increase in court case processing time. The median processing time of felony cases in Virginia’s General District Court (filing in General District Court to disposition) was more than 44% longer in 2019 than in 2013.<sup>9</sup>

Chart 6



Data Source: DCJS Pretrial Community Corrections (PTCC) Case Management System

### Pretrial Placements: Supervision Outcomes

There are three primary pretrial supervision outcome measures: appearance rate, public safety rate, and compliance rate.<sup>10</sup> The 2018 Virginia State Crime Commission study revealed that courts and criminal justice agencies measure “appearance” and “failure to appear” differently. Recognizing the need for identical measures, DCJS will implement the outcome definitions developed by the Virginia Crime Commission in future reports to ensure that pretrial agencies are reporting the same rates for appearance and public safety as compared to other pretrial release mechanisms statewide.

The data analyzed in this report use definitions described in *Measuring for Results in Pretrial Services: Performance and Outcome Measures*.<sup>11</sup> Appearance rate is the percentage of defendants that complete pretrial supervision who do not have a capias issued for failure to appear in court.<sup>12</sup> Public safety rate is the percentage of defendants that complete pretrial supervision who do not have their bail revoked due to a

<sup>9</sup> Office of the Executive Secretary – Judicial Planning Department (July 18, 2019).

<sup>10</sup> See Virginia Department of Criminal Justice Services, *Measuring for Results: Performance and Outcome Measures*, National Center for State Courts, June 2014.  
[www.dcjs.virginia.gov/sites/dcjs.virginia.gov/files/publications/corrections/virginia-pretrial-performance-measures.pdf](http://www.dcjs.virginia.gov/sites/dcjs.virginia.gov/files/publications/corrections/virginia-pretrial-performance-measures.pdf)

<sup>11</sup> *Id.*

<sup>12</sup> *Id.* at 8.

new arrest.<sup>13</sup> Compliance rate is the percentage of defendants that complete pretrial supervision who do not have their bail revoked due a violation of conditions of pretrial release as ordered by a judicial officer.<sup>14</sup>

Statewide, agencies reported a 93% appearance rate, a 93% public safety rate, and an 85% supervision compliance rate. The table below shows the appearance, public safety, and supervision compliance rates for fiscal years 2015–2019.

<b>Outcome</b>	<b>FY15</b>	<b>FY16</b>	<b>FY17</b>	<b>FY18</b>	<b>FY19</b>
<b>Appearance Rate</b>	95%	95%	94%	94%	93%
<b>Public Safety Rate</b>	94%	94%	94%	94%	93%
<b>Supervision Compliance Rate</b>	91%	89%	87%	86%	85%

*Data Source: DCJS Pretrial Community Corrections (PTCC) Case Management System*

See Appendix B for the total number of investigations, supervision placements, average daily caseload, average length of supervision, appearance rates, public safety rates, and the supervision compliance rates for all pretrial services agencies in Virginia for fiscal year 2019.

An additional outcome measure of the impact of pretrial services are release rates of bailable defendants. Statewide release rates are not available at this time, but in the future will be used as part of the data to evaluate the effectiveness of pretrial services agencies in Virginia. This data will be available as a result of the Virginia State Crime Commission’s pretrial data project.

---

<sup>13</sup> *Id.* at 9.

<sup>14</sup> *See id.* at 11.

## Pretrial Service Agency Compliance

---

In accordance with § 19.2-152.3 of the *Code of Virginia*, DCJS prescribes “standards for development, implementation, operation and evaluation of” pretrial services. In 2017, DCJS issued updated Minimum Standards for Pretrial Services. In addition to the requirements in the Minimum Standards for Pretrial Services, agencies are required to adhere to the grant guideline conditions, to submit standard operating procedures, and to report program activity in biannual reports to DCJS.

The Pretrial Services Act requires DCJS to “annually review each agency ... to determine compliance with the submitted plan and operating standards.”<sup>15</sup> During fiscal year 2019, DCJS staff reviewed the activities and data reported in the biannual reports and visited programs identified as potentially not meeting the prescribed standards.

All of the pretrial agencies were in substantial compliance with all grant conditions and standards prescribed by DCJS.

---

<sup>15</sup> *Va. Code* §19.2-152.7

## Appendix A: Pretrial Services Agency Funding<sup>16</sup>

Agency (Localities Served)	Personnel		Administrative/ Operational		Total State	Total Local
	Sate	Local	State	Local		
<b>Alexandria Criminal Justice Services</b> (City of Alexandria)	\$190,544	\$81,939	\$36,994	\$0	\$227,538	\$81,939
<b>Arlington County Sheriff's Office</b> (Arlington County, City of Falls Church)	\$227,973	\$425,258	\$12,986	\$51,454	\$240,959	\$476,712
<b>Blue Ridge Court Services</b> (Augusta and Highland Counties, Cities of Staunton and Waynesboro)	\$274,689	\$108,877	\$0	\$48,302	\$274,689	\$157,179
<b>Chesapeake Community Corrections</b> (City of Chesapeake)	\$270,186	\$0	\$12,071	\$0	\$282,257	\$0
<b>Chesterfield/Colonial Heights Community Corrections Services</b> (Chesterfield County, City of Colonial Heights)	\$391,006	\$286,222	\$16,127	\$0	\$407,133	\$286,222
<b>Colonial Community Corrections</b> (Charles City, James City, New Kent, and York Counties, Cities of Poquoson and Williamsburg.)	\$168,863	\$0	\$2,646	\$44,621	\$171,509	\$44,621
<b>Court Community Corrections</b> (Cities of Salem and Roanoke, Roanoke County)	\$305,807	\$8,500	\$31,805	\$30,300	\$337,612	\$38,800
<b>Fairfax County General District Court – Court Services Division, Community Corrections and Pretrial Services Program</b> (Fairfax County, City of Fairfax)	\$443,093	\$1,807,514	\$13,170	\$44,725	\$456,263	\$1,852,239
<b>Fauquier County Office of Adult Court Services</b> (Fauquier and Rappahannock Counties)	\$218,561	\$58,043	\$28,832	\$19,866	\$247,393	\$77,909

<sup>16</sup> Culpeper County established a pretrial services agency in January 2018 using all local funds.

Agency (Localities Served)	Personnel		Administrative/ Operational		Total State	Total Local
	Sate	Local	State	Local		
<b>Halifax/Pittsylvania Court Services</b> (Halifax and Pittsylvania Counties, City of Danville)	\$159,987	\$0	\$19,846	\$0	\$179,833	\$0
<b>Hampton/Newport News Criminal Justice Agency</b> (Cities of Hampton and Newport News)	\$812,486	\$35,481	\$57,734	\$25,327	\$870,220	\$35,481
<b>Hanover Community Corrections</b> (Caroline and Hanover Counties)	\$172,953	\$121,089	\$1,745	\$200	\$174,698	\$121,289
<b>Henrico County Community Corrections Program</b> (Henrico County)	\$611,529	\$58,465	\$7,451	\$8,372	\$618,980	\$66,837
<b>Loudoun County Community Corrections</b> (Loudoun County)	\$304,015	\$469,570	\$4,144	\$57,213	\$308,159	\$526,783
<b>Lynchburg Community Corrections and Pretrial Services</b> (Bedford and Campbell Counties, City of Lynchburg)	\$244,433	\$0	\$17,077	\$9,342	\$261,510	\$9,342
<b>Middle Peninsula Local Probation and Pretrial Services</b> (Essex, Gloucester, King and Queen, King William, Mathews, and Middlesex Counties)	\$175,547	\$58,729	\$5,828	\$9,921	\$181,375	\$68,650
<b>New River Community Corrections and Pretrial Services</b> (Bland, Carrol, Floyd, Giles, Grayson, Montgomery, Pulaski, and Wythe Counties, Cities of Galax and Radford)	\$266,630	\$0	\$52,225	\$0	\$318,855	\$0
<b>Norfolk Criminal Justice Services</b> (City of Norfolk)	\$553,690	\$47,248	\$43,354	\$19,894	\$597,044	\$67,142

Agency (Localities Served)	Personnel		Administrative/ Operational		Total State	Total Local
	Sate	Local	State	Local		
<b>Northern Neck Community Based Probation and Pretrial Services</b> (Lancaster, Northumberland, Richmond, and Westmoreland Counties)	\$68,694	\$0	\$6,306	\$0	\$75,000	\$0
<b>OAR/Jefferson Area Community Corrections</b> (Albemarle, Fluvanna, Greene, Louisa, Madison, Nelson, and Orange Counties, City of Charlottesville)	\$407,305	\$113,261	\$81,315	\$21,500	\$488,620	\$134,761
<b>Old Dominion Court Services Pretrial and Local Probation</b> (Clarke and Frederick Counties, City of Winchester)	\$210,162	\$96,857	\$2,349	\$13,361	\$212,511	\$110,218
<b>Petersburg Community Corrections</b> (City of Petersburg)	\$143,060	\$44,538	\$1,614	\$0	\$144,674	\$44,538
<b>Piedmont Court Services – Mecklenburg</b> (Mecklenburg County)	\$126,103	\$0	\$10,886	\$3,543	\$136,989	\$3,543
<b>Portsmouth Community Corrections and Pretrial Services</b> (City of Portsmouth)	\$258,635	\$1,560	\$20,432	\$0	\$279,067	\$1,560
<b>Prince William Office of Criminal Justice Services</b> (Prince William County, Cities of Manassas and Manassas Park)	\$322,089	\$1,535,860	\$52,955	\$177,234	\$375,044	\$1,713,094
<b>Rappahannock Regional Jail</b> (King George, Spotsylvania, and Stafford Counties, City of Fredericksburg)	\$478,933	\$441,786	\$31,425	\$24,000	\$510,358	\$465,786
<b>Richmond Department of Justice Services, Division of Adult Programs</b> (City of Richmond)	\$633,275	\$368,106	\$27,959	\$80,678	\$661,234	\$448,784



Agency (Localities Served)	Personnel		Administrative/ Operational		Total State	Total Local
	Sate	Local	State	Local		
<b>Riverside Criminal Justice Agency</b> (Prince George and Surry Counties, City of Hopewell)	\$334,946	\$62,671	\$8,020	\$27,165	\$342,966	\$89,836
<b>Rockingham-Harrisonburg Court Services Unit</b> (Rockingham County, City of Harrisonburg)	\$184,272	\$85,172	\$22,114	\$0	\$206,386	\$85,172
<b>Southside Virginia Community Corrections</b> (Brunswick, ,Greensville, and Sussex Counties, City of Emporia)	\$153,451	\$0	\$14,256	\$11,736	\$167,707	\$11,736
<b>Southwest Virginia Community Corrections</b> (Buchanan, Dickenson, Lee, Russell, Scott, Smyth, Tazewell, Washington, and Wise Counties, Cities of Bristol and Norton)	\$588,710	\$96,931	\$26,534	\$103,069	\$615,244	\$200,000
<b>Virginia Beach Office of Community Corrections and Pretrial Services</b> (City of Virginia Beach)	\$532,805	\$151,505	\$5,329	\$0	\$538,134	\$51,505
<b>Total</b>	<b>\$10,234,432</b>	<b>\$6,692,705</b>	<b>\$675,529</b>	<b>\$877,826</b>	<b>\$10,909,961</b>	<b>\$7,570,531</b>

## Appendix B: Pretrial Services Agency Data Summary

Agency (Localities Served)	Investigations	Supervision Placements	Average Daily Caseload	Average Length of Supervision (Days)	Appearance Rates	Public Safety Rates	Compliance Rate
<b>Alexandria Criminal Justice Services</b> (City of Alexandria)	717	393	854	793	100%	89%	89%
<b>Arlington County Sheriff's Office</b> (Arlington County, City of Falls Church)	519	690	175	93	94%	98%	89%
<b>Blue Ridge Court Services</b> (Augusta and Highland Counties, City of Staunton and Waynesboro)	1,219	770	296	140	93%	86%	79%
<b>Chesapeake Community Corrections</b> (City of Chesapeake)	337	645	229	129	94%	94%	82%
<b>Chesterfield/Colonial Heights Community Corrections Services</b> (Chesterfield County, City of Colonial Heights)	1,817	1,353	346	93	93%	97%	86%
<b>Colonial Community Corrections</b> (Charles City, James City, New Kent, and York Counties, Cities of Poquoson and Williamsburg,)	771	628	174	101	96%	99%	98%
<b>Court Community Corrections</b> (Cities of Salem and Roanoke, Roanoke County)	318	726	202	102	90%	95%	92%
<b>Culpeper County Criminal Justice Services</b> <sup>17</sup> (Culpeper County)	230	330	128	142	99%	94%	91%

<sup>17</sup> Culpeper County established a pretrial services agency in January 2018 using all local funds.

<b>Agency</b> <i>(Localities Served)</i>	<b>Investigations</b>	<b>Supervision Placements</b>	<b>Average Daily Caseload</b>	<b>Average Length of Supervision (Days)</b>	<b>Appearance Rates</b>	<b>Public Safety Rates</b>	<b>Compliance Rate</b>
<b>Fairfax County General District Court – Court Services Division, Community Corrections and Pretrial Services Program</b> <i>(Fairfax County, City of Fairfax)</i>	5,647	2,286	671	107	89%	95%	94%
<b>Fauquier County Office of Adult Court Services</b> <i>(Fauquier and Rappahannock Counties)</i>	310	306	104	124	100%	98%	91%
<b>Halifax/Pittsylvania Court Services</b> <i>(Halifax and Pittsylvania Counties, City of Danville)</i>	40	354	116	120	94%	90%	73%
<b>Hampton/Newport News Criminal Justice Agency</b> <i>(Cities of Hampton and Newport News)</i>	2,557	1,498	651	159	92%	97%	84%
<b>Hanover Community Corrections</b> <i>(Caroline and Hanover Counties)</i>	1,449	642	134	76	96%	90%	67%
<b>Henrico County Community Corrections Program</b> <i>(Henrico County)</i>	1,809	1,772	662	136	95%	92%	90%
<b>Loudoun County Community Corrections</b> <i>(Loudoun County)</i>	1,167	824	287	127	96%	90%	83%
<b>Lynchburg Community Corrections and Pretrial Services</b> <i>(Bedford and Campbell Counties, City of Lynchburg)</i>	1,462	720	261	132	97%	83%	86%

<b>Agency</b> <i>(Localities Served)</i>	<b>Investigations</b>	<b>Supervision Placements</b>	<b>Average Daily Caseload</b>	<b>Average Length of Supervision (Days)</b>	<b>Appearance Rates</b>	<b>Public Safety Rates</b>	<b>Compliance Rate</b>
<b>Middle Peninsula Local Probation and Pretrial Services</b> <i>(Essex, Gloucester, King And Queen, King William, Mathews, and Middlesex Counties)</i>	506	357	112	115	98%	95%	91%
<b>New River Community Corrections and Pretrial Services</b> <i>(Bland, Carrol, Floyd, Giles, Grayson, Montgomery, Pulaski, and Wythe Counties, Cities of Galax and Radford)</i>	308	692	362	191	100%	99%	93%
<b>Norfolk Criminal Justice Services</b> <i>(City of Norfolk)</i>	1,698	1,173	396	123	93%	94%	89%
<b>Northern Neck Community Based Probation and Pretrial Services</b> <i>(Lancaster, Northumberland, Richmond, and Westmoreland Counties)</i>	283	217	76	128	93%	86%	79%
<b>Oar/Jefferson Area Community Corrections</b> <i>(Albemarle and Nelson Counties, City of Charlottesville)</i>	346	465	150	117	99%	99%	98%
<b>Oar/Jefferson Area Community Corrections (Central Virginia Regional Jail)<sup>18</sup></b> <i>(Fluvanna, Greene, Louisa, Madison, and Orange Counties)</i>	401	386	121	114	95%	88%	85%

<sup>18</sup> OAR/Jefferson Area Community Corrections provides pretrial services to the Albemarle-Charlottesville Regional Jail and the Central Virginia Regional Jail. The data is collected separately because the Appropriations Act (Item 395 D. 1) has a specific line item for the pretrial services for Central Virginia Regional Jail.

<b>Agency</b> <i>(Localities Served)</i>	<b>Investigations</b>	<b>Supervision Placements</b>	<b>Average Daily Caseload</b>	<b>Average Length of Supervision (Days)</b>	<b>Appearance Rates</b>	<b>Public Safety Rates</b>	<b>Compliance Rate</b>
<b>Old Dominion Court Services Pretrial and Local Probation</b> <i>(Clarke and Frederick Counties, City of Winchester)</i>	1,034	486	231	174	93%	91%	94%
<b>Petersburg Community Corrections</b> <i>(City of Petersburg)</i>	581	321	117	133	87%	78%	75%
<b>Piedmont Court Services – Mecklenburg</b> <i>(Mecklenburg County)</i>	132	71	28	146	96%	75%	79%
<b>Portsmouth Community Corrections and Pretrial Services</b> <i>(City of Portsmouth)</i>	963	452	136	110	87%	92%	89%
<b>Prince William Office of Criminal Justice Services</b> <i>(Prince William County, Cities of Manassas and Manassas Park)</i>	3,519	1,604	707	161	92%	92%	82%
<b>Rappahannock Regional Jail</b> <i>(King George, Spotsylvania, and Stafford Counties, City of Fredericksburg)</i>	4,070	1,617	516	117	88%	93%	80%
<b>Richmond Department of Justice Services, Division of Adult Programs</b> <i>(City of Richmond)</i>	1,579	1,904	596	114	95%	94%	81%
<b>Riverside Criminal Justice Agency</b> <i>(Prince George and Surry Counties, City of Hopewell,)</i>	804	503	166	120	91%	90%	80%
<b>Rockingham-Harrisonburg Court Services Unit</b> <i>(Rockingham County, City of Harrisonburg)</i>	353	508	228	164	93%	93%	85%

<b>Agency</b> <i>(Localities Served)</i>	<b>Investigations</b>	<b>Supervision Placements</b>	<b>Average Daily Caseload</b>	<b>Average Length of Supervision (Days)</b>	<b>Appearance Rates</b>	<b>Public Safety Rates</b>	<b>Compliance Rate</b>
<b>Southside Virginia Community Corrections</b> <i>(Brunswick, Greensville, and Sussex Counties, City of Emporia)</i>	75	188	71	137	94%	91%	76%
<b>Southwest Virginia Community Corrections</b> <i>(Buchanan, Dickenson, Lee, Russell, Scott, Smyth, Tazewell, Washington, and Wise Counties, Cities of Bristol and Norton)</i>	614	1,435	642	163	91%	90%	73%
<b>Virginia Beach Office of Community Corrections and Pretrial Services</b> <i>(City of Virginia Beach)</i>	2,899	1,496	466	114	96%	95%	89%
<b>Total</b>	<b>40,534</b>	<b>27,812</b>	<b>10,411</b>	<b>137</b>	<b>93%</b>	<b>93%</b>	<b>85%</b>