

CRIME IN VIRGINIA 2019

Compiled by
Uniform Crime Reporting
Section
Department
of
State Police

CRIME IN VIRGINIA



JANUARY-DECEMBER, 2019

Virginia Uniform Crime Reporting Program

DEPARTMENT OF STATE POLICE
Colonel Gary T. Settle Superintendent
RICHMOND

Foreword

Crime is of great concern to all citizens of Virginia. By use of crime statistics, criminal justice agencies can make an informed decision concerning the most efficient and effective manner in which to dedicate their limited resources toward the reduction of crime in their communities. The Uniform Crime Reporting (UCR) Program is a system of collecting and analyzing crime statistics gathered on selected crimes by participating law enforcement agencies throughout the Commonwealth. We acknowledge the efforts made by these agencies in making this report accurate and concise.

All information in this report uses an incident based reporting format. The Incident Based Reporting (IBR) central repository went into production in January 1994. At that time all contributing agencies were given five years to convert their summary system into an incident based system. By 2000, all participating agencies were reporting incident based data. As of 2019, we at Department of State Police, procured a new repository system for better quality control and release of crime data throughout the Commonwealth. The results of the new repository system are reflected in the updated layout and reports for this year's Crime In Virginia report.

In the section, "NIBRS Agency Crime Overview," if the agency did not submit an entire year of data, the footnote beside the agency's name represents the number of months of submission. The statewide population 8,535,519 is a 2019 provisional estimate provided by the Weldon Cooper Center For Public Service, University of Virginia.

In accordance with the *Code of Virginia*, the Department of State Police, as the central repository, collects crime information from participating agencies. The most accurate information available in Virginia is used to generate the statistics contained in this annual report. IBR statistics were originally for police agencies only, but community concern has generated a use by both public and private sources. This use increases yearly. The IBR information has become the primary vehicle used to evaluate levels of criminal activity in jurisdictions throughout Virginia.

The participation and cooperation of all agencies making this publication possible is sincerely appreciated. The quality of the program continues to be maintained through their cooperative efforts.

Colonel Gary T. Settle
Superintendent

Dedication

This publication is dedicated to the memory of the following law enforcement officers who died while performing their duties during 2019.

Trooper Lucas Bartley Dowell

Virginia State Police

Age: 28

Employed: 4 years

End of Watch: Monday, February 4, 2019



2019 Facts At A Glance

- The total number of incidents reported was 375,639. (Page 10)
- The total number of offenses reported was 418,888 and the month of May had the greatest number of offenses reported with 37,150. (Page 9 & 10)
- In the number of reported incidents, there were 434,911 Group A Crimes reported by the contributing agencies. (Page 8)
- Of the 17,993 violent crimes reported, 51% occurred in the residence/home. (Page 53)
- There were 5,854 victims of the 5,510 forcible sex offenses reported by the contributing agencies. (Page 19)
- The total theft of property was \$382,523,118 and stolen financial property accounted for a property loss of \$137,868,086. (Page 46)
- Firearms represented 32% of all known weapons used in aggravated assaults. Of all victims of aggravated assault, 61.8% had some type of injury. (Page 16)
- There were 128,738 Group A arrests and 145,898 Group B arrests reported by the contributing agencies. (Pages 66 & 67)
- There were 1,939 assaults on officers reported in Virginia. Slightly more than one quarter (27.6%) involved some type of injury to the officer. (Page 76)
- Of the 185 hate crime offenses reported, 62% of these were assault offenses (aggravated assault, simple assault) or vandalism/damage of property offenses. (Page 59)

*As of March 19, 2019, the Virginia Department of State Police Uniform Crime Reporting Section updated the crime data repository and added six new crime classifications. Increases or decreases in published information may be because of technical or procedural differences and the additional crime data collections. For example, the addition of 'Animal Cruelty' will yield higher overall crime counts. **All data included in this report is as of March 25, 2020.***

Clearance Rates: The IBR system does not accurately reflect the volume of clearances each department produces in a given year. Additionally, the number of arrests in a jurisdiction does not provide precise offense clearance information in that one person arrested could clear multiple offenses. Please contact individual agencies for incident clearance information.

TABLE OF CONTENTS

2019 VIRGINIA UNIFORM CRIME REPORTING PROGRAM

History	1
UCR System Objectives	1
Incident Based Reporting	2
Crime Factors	3
Definition of Incident, Offense & Crime	4
Definitions of Offense Categories	5
Definitions of Group A Offenses	
Definitions of Group B Arrests	
Crime Trends	8
Monthly Group A Offense Categories	9
Group A Incidents Crime Clock	10

CRIMES AGAINST PERSONS

Murder / Nonnegligent Manslaughter	12
Aggravated Assault	15
Forcible Sex Offenses	19
Kidnapping/Abduction	23

CRIMES AGAINST PROPERTY

Robbery	27
Burglary	32
Fraud	35
Larceny	39
Motor Vehicle Theft	43
All Property Crimes	46
Value of Property Stolen & Recovered by Property	
Type Value of Property Stolen by Type of Offense	

CRIMES AGAINST SOCIETY

Drug/Narcotics Violations and Drug Equipment Violations	48
Pornography/Obscene Material	50

VIOLENT CRIME

Definition, Offenses, and Victims	53
Location Type	53
Day of Week & Time of Day	53
Offender Suspected of Using	53
Victims	54
Offenders	56
Type of Weapon/Force Involved	57
Type of Firearm	57
Type of Weapon/Force by Offense	57

HATE CRIME

Definition & Offenses	59
Hate Crime-Bias Category	59
Offense Involving Hate Crime-Bias	59
Specific Bias Sub-Categories	59
Victims	60
Offenders	62

STATEWIDE ARREST DATA

All Arrestees by Age Range	65
All Arrestees by Race	65
All Arrestees by Sex	65
Arrestee Armed with (Weapon Type)	65
Group A & B Arrests	
By Offense	66
By Age Range	68
Offense by Race	70
Offense by Sex	72

LAW ENFORCEMENT OFFICERS KILLED AND ASSAULTED

Definition	75
Officer Assaults by Officer Activity	75
Assaults by Day of Week & Time	75
Assaults by Type of Officer Assignment	75
Assaults by Type of Weapon	76
Assaults by Type of Injury Sustained	76

OFFICER-INVOLVED SHOOTING

78

FULL-TIME LAW ENFORCEMENT EMPLOYEES

80

NIBRS AGENCY CRIME OVERVIEW

Town, County, and City Agencies	81
Other Agencies	329
College and University Agencies	339
Virginia State Police by Area Office	366

Virginia Uniform Crime Reporting Program

HISTORY

Development of the nationwide summary Uniform Crime Reporting (UCR) Program began ninety years ago. In 1930, crime counts were first requested from local police departments, with the Federal Bureau of Investigation designated by Congress to collect, compile, and analyze these figures. The Committee on Uniform Crime Records of the International Association of Chiefs of Police played a primary role in the origin and development of the UCR Program and serves in a strong advisory capacity. In 1966, the National Sheriffs' Association (NSA) established a Committee on Uniform Crime Reporting to serve in an advisory capacity to the NSA membership and the National Uniform Crime Reporting Program. Today, this committee and similar committees within the state law enforcement associations are active in promoting interest in the UCR Program. Standardized offense classifications and scoring procedures to ensure uniformity and consistency of data were major components in all of these reports. All of the Uniform Crime Reports were designed to be a by-product of information that a law enforcement agency should routinely compile for its own efficient administration and performance. The underlying philosophy and focus is and always has been oriented toward the creation of police statistics for use by law enforcement agencies. The unique nature of the program, however, also makes the data invaluable for use by elected officials and the public.

The FBI has actively assisted individual states in the development of statewide programs of police statistics compatible with the national system. These state statistical programs provide the advantage of increased coverage of reporting by law enforcement agencies. State systems also provide direct and frequent service to law enforcement agencies in assuring completeness and quality of information provided by them. Through coordination by the state collection agency, the data is available for use by the state while substantially streamlining the collection and reporting machinery for the national program.

Prior to June 30, 1974, no mandatory uniform crime reporting law existed in Virginia, and of the 288 agencies in the Commonwealth, 162 or 56% were voluntarily reporting directly to the Federal Bureau of Investigation. As of 2019, participation is at 96%, covering most of the Commonwealth. Effective law enforcement requires the cooperation and coordination of all law enforcement agencies within and among political subdivisions. Such efforts become possible only through the collection and statistical analyses of complete and accurate information.

The need for complete and accurate information on the number of offenses and offenders was long recognized in the state. The system developed in Virginia produced vital information that assisted law enforcement agencies throughout the state by furnishing information for management decisions and planning programs. Virginia has now converted to a more extensive data collection system. This new system is discussed on the following page.

A statewide UCR program informs the Governor, Legislature, local and state law enforcement agencies, other governmental officials, and the public as to the nature, magnitude and trends of crime in Virginia. Through the collection of timely and reliable statistical information, local and state officials are better able to assess the direction and impact of crime.

UCR SYSTEM OBJECTIVES

The fundamental objectives of the Virginia Uniform Crime Reporting Program are:

- 1) To inform the Governor, Legislature, and other governmental officials, and the public as to the nature of the crime problem in Virginia—its magnitude and its trend.
- 2) To provide law enforcement administrators with criminal statistics for administrative and operational use.
- 3) To provide base data and statistics to measure the workload and effectiveness of Virginia's criminal justice system.
- 4) To provide base data and statistics to measure the effects of prevention and deterrence programs.
- 5) To provide base data and statistics for research to improve the efficiency, effectiveness and performance of criminal justice agencies.
- 6) To provide base data to assist in the assessment of social and other causes for the development of theories of criminal behavior.

Incident Based Reporting

Virginia has been publishing crime data in an expanded format since 1994. This reporting system, fully implemented in 2000, is known as Incident Based Reporting (IBR). The following information is furnished to provide an overall description of IBR.

During the preliminary development of IBR by the Federal Bureau of Investigation, advice was solicited from the National Association of State UCR programs, the International Association of Chiefs of Police, the National Sheriffs' Association, the National Alliance of State Drug Enforcement Agencies and other federal, state and local criminal justice agencies.

The guidelines and specifications developed were provided to South Carolina for testing through a pilot program in 1987. As a result of this testing, further refinements were made. In 1988, a national conference was held to present these guidelines and obtain feedback from representatives of law enforcement agencies in attendance. Recommendations included efforts to implement this system nationally, that the Federal Bureau of Investigation would manage this program and that an Advisory Policy Board be formed to assist in the development and implementation of the new program.

Virginia formed a State UCR Committee in 1986 to follow the developments of IBR and to evaluate its impact. This committee was composed of representatives from the Virginia State Sheriffs' Association, the Virginia Association of Chiefs of Police, the Department of Criminal Justice Services, and the Department of State Police. The State UCR Committee created the UCR Forms Subcommittee, which included representatives from police and sheriffs' agencies, the State Police, and the Department of Criminal Justice Services. This subcommittee developed, tested and subsequently recommended a standard Incident Based Reporting form for use in Virginia. The Forms Subcommittee recommended this form be used at the option of the reporting agencies. Agencies, however, may use their own form to report the required data to the central repository. It is important, at this point, to recognize that the purpose of these forms was to *collect* the various information concerning criminal activity. Because of the numerous data elements collected, law enforcement agencies *report* this data to the central repository via an automated system.

The UCR Committee recommended that the Superintendent of the Department of State Police adopt the minimum, mandatory data standards recommended by the FBI and proceed with implementation of Incident Based Reporting in Virginia. In addition, the committee recommended that the data be collected which would relate the property to the offense, the type of property security/alarm system used, and the means by which the offender left the scene of the offense. Additional data is also collected on Law Enforcement Officers Killed and Assaulted (LEOKA), providing description of activities and assignments the officer was performing at the time of the offense, as well as offenses that were also classified as Hate Crimes (i.e. bias motivated).

Some of the major benefits derived from the IBR system include: greater specificity in reporting; more correlation between offenses, property, victims, offenders, and arrestees; expanded victim/offender relationships; distinction between attempted and completed crimes and increased reporting of various circumstances relative to specific crimes. The IBR system requires that extensive data be reported for *each crime* occurring during a particular incident. Under the old summary system, only limited data concerning the *most serious crime* occurring during a particular incident was reported.

Information relating to two different levels of offenses is collected by the IBR system. The most serious offenses are designated as Group "A"; the less serious offenses are designated as Group "B". Group A offenses consist of 24 categories of crimes involving 52 different offenses; a maximum of 10 offenses per incident may be reported. Agencies are required to report 75 data elements for Group A offenses. Group B offenses, consisting of 10 crimes, only require reporting arrest data. Group A and B offense categories along with their definitions are provided beginning on page five.

While these figures are the most accurate available, it must be remembered that they represent a "snapshot" of incidents reported by local law enforcement agencies and are based on the UCR definitions. As such, it is possible that the number and categorization of offenses may differ when comparing these data with those from individual reporting agencies. If there are concerns with these differences, it is suggested that you contact the agency directly.

Crime Factors

Direct comparisons or rankings of individual cities and counties based solely on the data presented in this publication should be done with caution. There are many factors that influence or contribute to crime. Crime in Virginia, however, restricts itself to population size alone to establish a crime rate. In addition to population size, some other factors believed to affect the type and volume of crime include:

- 1) Population density and degree of urbanization;
- 2) Population variations in composition and stability;
- 3) Economic conditions, including median income, poverty level, and employment availability;
- 4) Cultural factors, education, and religious characteristics;
- 5) Family cohesiveness;
- 6) Climate, including seasonal weather conditions;
- 7) Effective strength of the police force;
- 8) Administrative and investigative efficiency of police agencies;
- 9) The organization and cooperation of adjoining and overlapping police jurisdictions;
- 10) Attitudes and policies of the courts, prosecutors and corrections;
- 11) Citizen attitudes toward crime and police;
- 12) Crime reporting practices of citizens.

Definition of Crimes, Offenses, and Incidents

Number of Crimes:

The Number of Crimes measure is calculated using the FBI Unit of Count. It is set to the number of offenses except in the following cases:

- If Offense Type is Crimes against Person, then the count is set to Number of Victims.
- If Offense Type is Motor Vehicle Theft, then the count is set to Attempted Motor Vehicle Thefts plus the Number of Stolen Motor Vehicles.

Number of Offenses:

This Measure counts the Number of offenses that match the selections.

In the case of violent crime, it counts 1 regardless of multiple victims and should not be used for disseminating NIBRS reportable crimes using the FBI rules of counting; Refer to the Number of Crimes above.

Number of Incidents:

This measure counts the number of incidents with a specific offense type submitted. This value is typically lower than the number of offenses, as multiple offenses may be committed within a single incident.

GROUP A OFFENSE DEFINITIONS

Animal Cruelty: Intentionally, knowingly, or recklessly taking an action that mistreats or kills any animal without just cause, such as torturing, tormenting, mutilation, maiming, poisoning, or abandonment

Arson: To unlawfully and intentionally damage or attempt to damage any real or personal property by fire or incendiary device

Aggravated Assault: An unlawful attack by one person upon another wherein the offender uses a weapon or displays it in a threatening manner, or the victim suffers obvious severe or aggravated bodily injury involving apparent broken bones, loss of teeth, possible internal injury, severe laceration, or loss of consciousness

Simple Assault: An unlawful physical attack by one person upon another where neither the offender displays a weapon, nor the victim suffers obvious severe or aggravated bodily injury involving apparent broken bones, loss of teeth, possible internal injury, severe laceration, or loss of consciousness

Intimidation: To unlawfully place another person in reasonable fear of bodily harm through the use of threatening words and/or other conduct but without displaying a weapon or subjecting the victim to actual physical attack

Bribery: The offering, giving, receiving, or soliciting of anything of value (e.g., a bribe, gratuity, or kickback) to sway the judgment or action of a person in a position of trust or influence

Burglary/Breaking and Entering: The unlawful entry into a building or other structure with the intent to commit a felony or a theft

Counterfeiting/Forgery: The altering, copying, or imitation of something, without authority or right, with the intent to deceive or defraud by passing the copy or thing altered or imitated as that which is original or genuine; or, the selling, buying, or possession of an altered, copied, or imitated thing with the intent to deceive or defraud

Destruction/Damage/Vandalism of Property: To willfully or maliciously destroy, damage, deface, or otherwise injure real or personal property without the consent of the owner or the person having custody or control of it

Drug/Narcotic Violations: The unlawful cultivation, manufacture, distribution, sale, purchase, use, possession, transportation, or importation of any controlled drug or narcotic substance

Drug Equipment Violations: The unlawful manufacture, sale, purchase, possession, or transportation of equipment or devices utilized in preparing and/or using drugs or narcotics

Embezzlement: The unlawful misappropriation by an offender to his/her own use or purpose of money, property, or some other thing of value entrusted to his/her care, custody, or control

Extortion/Blackmail: To unlawfully obtain money, property, or any other thing of value, either tangible or intangible, through the use or threat of force, misuse of authority, threat of criminal prosecution, threat of destruction of reputation or social standing, or through other coercive means

False Pretenses/Swindle/Confidence Game: The intentional misrepresentation of existing fact or condition or the use of some other deceptive scheme or device to obtain money, goods, or other things of value

Credit Card/Automated Teller Machine Fraud: The unlawful use of a credit (or debit) card or automated teller machine for fraudulent purposes

Impersonation: Falsely representing one's identity or position and acting in the character or position thus unlawfully assumed to deceive others and thereby gain a profit or advantage, enjoy some right or privilege, or subject another person or entity to an expense, charge, or liability that would not have otherwise been incurred

Welfare Fraud: The use of deceitful statements, practices, or devices to unlawfully obtain welfare benefits that would not have otherwise been incurred

Wire Fraud: The use of an electric or electronic communications facility to intentionally transmit a false and/or deceptive message in furtherance of a fraudulent activity

Identity Theft: Wrongfully obtaining and using another person's personal data (e.g., name, date of birth, Social Security number, driver's license number).

Hacking/Computer Invasion: Wrongfully gaining access to another person's or institution's computer software, hardware, or networks without authorized permissions or security clearances

Betting/Wagering: To unlawfully stake money or something else of value on the happening of an uncertain event or on the ascertainment of a fact in dispute

Operating/Promoting/Assisting Gambling: To unlawfully operate, promote, or assist in the operation of a game of chance, lottery, or other gambling activity

Gambling Equipment Violations: To unlawfully manufacture, sell, buy, possess, or transport equipment, devices, and/or goods used for gambling purposes

Sports Tampering: To unlawfully alter, meddle in, or otherwise interfere with a sporting contest or event for the purpose of gaining a gambling advantage

Murder and Non-Negligent Manslaughter: The willful (non-negligent) killing of one human being by another

Negligent Manslaughter: The killing of another person through negligence

Human Trafficking, Commercial Sex Acts: Inducing a person by force, fraud, or coercion to participate in commercial sex acts, or in which the person induced to perform such act(s) has not attained 18 years of age

Human Trafficking, Involuntary Servitude: The obtaining of a person(s) through recruitment, harboring, transportation, or provision and subjecting such persons by force, fraud, or coercion into involuntary servitude, peonage, debt bondage, or slavery (not to include commercial sex acts)

Kidnapping/Abduction: The unlawful seizure, transportation, and/or detention of a person against his/her will or of a minor without the consent of his/her custodial parent(s) or legal guardian

Pocket-picking: The theft of articles from another person's physical possession by stealth where the victim usually does not become immediately aware of the theft

Purse-snatching: The grabbing or snatching of a purse, handbag, etc., from the physical possession of another person

Shoplifting: The theft by someone other than an employee of the victim of goods or merchandise exposed for sale

Theft From Building: A theft from within a building which is either open to the general public or to which the offender has legal access

Theft From Coin-Operated Machine or Device: A theft from a machine or device that is operated or activated by the use of coins

Theft From Motor Vehicle (except Theft of Motor Vehicle Parts or Accessories): The theft of articles from a motor vehicle, locked or unlocked

Theft of Motor Vehicle Parts or Accessories: The theft of any part or accessory affixed to the interior or exterior of a motor vehicle in a manner which would make the item an attachment of the vehicle or necessary for its operation

All Other Larceny: All thefts that do not fit any of the definitions of the specific subcategories of Larceny/Theft listed above

Motor Vehicle Theft: The theft of a motor vehicle

Pornography/Obscene Material: The violation of laws or ordinances prohibiting the manufacture, publishing, sale, purchase, or possession of sexually explicit material, e.g., literature or photographs

Prostitution: To engage in commercial sex acts for anything of value

Assisting or Promoting Prostitution: To solicit customers or transport persons for prostitution purposes; to own, manage, or operate a dwelling or other establishment for the purpose of providing a place where prostitution is performed; or to otherwise assist or promote prostitution

Purchasing Prostitution: To purchase or trade anything of value for commercial sex acts

Robbery: The taking or attempting to take anything of value under confrontational circumstances from the control, custody, or care of another person by force or threat of force or violence and/or by putting the victim in fear of immediate harm

Rape: The carnal knowledge of a person, without the consent of the victim, including instances where the victim is incapable of giving consent because of his/her age or because of his/her temporary or permanent mental or physical incapacity

Sodomy: Oral or anal sexual intercourse with another person, without the consent of the victim, including instances where the victim is incapable of giving consent because of his/her age or because of his/her temporary or permanent mental or physical incapacity

Sexual Assault With An Object: To use an object or instrument to unlawfully penetrate, however slightly, the genital or anal opening of the body of another person, without the consent of the victim, including instances where the victim is incapable of giving consent because of his/her age or because of his/her temporary or permanent mental or physical incapacity

Fondling: The touching of the private body parts of another person for the purpose of sexual gratification, without the consent of the victim, including instances where the victim is incapable of giving consent because of his/her age or because of his/her temporary or permanent mental or physical incapacity

Incest: Non-Forcible sexual intercourse between persons who are related to each other within the degrees wherein marriage is prohibited by law

Statutory Rape: Non-Forcible sexual intercourse with a person who is under the statutory age of consent

Stolen Property Offenses: Receiving, buying, selling, possessing, concealing, or transporting any property with the knowledge that it has been unlawfully taken, as by burglary, embezzlement, fraud, larceny, robbery, etc.

Weapon Law Violations: The violation of laws or ordinances prohibiting the manufacture, sale, purchase, transportation, possession, concealment, or use of firearms, cutting instruments, explosives, incendiary devices, or other deadly weapons

GROUP B OFFENSE DEFINITIONS

Bad Checks (except Counterfeit Checks or Forged Checks): Knowingly and intentionally writing and/or negotiating checks drawn against insufficient or nonexistent funds

Curfew/Loitering/Vagrancy Violations: The violation of a court order, regulation, ordinance, or law requiring the withdrawal of persons from the streets or other specified areas; prohibiting persons from remaining in an area or place in an idle or aimless manner; or prohibiting persons from going from place to place without visible means of support

Disorderly Conduct: Any behavior that tends to disturb the public peace or decorum, scandalize the community, or shock the public sense of morality

Driving Under the Influence: Driving or operating a motor vehicle or common carrier while mentally or physically impaired as the result of consuming an alcoholic beverage or using a drug or narcotic

Drunkenness (except Driving Under the Influence): To drink alcoholic beverages to the extent that one's mental faculties and physical coordination are substantially impaired

Family Offenses, Nonviolent: Unlawful, nonviolent acts by a family member (or legal guardian) that threaten the physical, mental, or economic well-being or morals of another family member and that are not classifiable as other offenses, such as Assault, Incest, and Statutory Rape

Liquor Law Violations: The violation of laws or ordinances prohibiting the manufacture, sale, purchase, transportation, possession, or use of alcoholic beverages

Peeping Tom: To secretly look through a window, doorway, keyhole, or other aperture for the purpose of voyeurism

Trespass of Real Property: To unlawfully enter land, a dwelling, or other real property

All Other Offenses: All crimes that are not Group A offenses and not included in one of the specifically named Group B crime categories listed previously

Crime Trends

Rate per 100,000 Population

Offense Type	2019 Count	2019 Crime Rate	2018	2017	2016	2015	2014	2013
Murder and Nonnegligent Manslaughter	428	5.01	4.59	5.37	5.71	4.56	4.05	3.84
Kidnapping/Abduction	1,801	21.10	19.79	18.71	18.21	17.70	17.40	18.15
Forcible Sex Offenses	5,854	68.58	68.50	67.72	65.73	60.80	59.44	59.17
Non forcible Sex Offenses	134	1.57	1.95	1.74	1.63	1.68	2.27	2.29
Aggravated Assault	11,125	130.34	119.83	119.22	123.17	111.15	113.66	110.12
Simple Assault and Intimidation	86,610	1014.70	1011.78	1045.00	1049.52	1051.57	1061.67	1111.69
All Human Trafficking*	43	0.50	-	-	-	-	-	-
Arson	664	7.78	7.78	9.55	10.25	10.57	10.18	11.43
Bribery	38	0.45	0.23	0.32	0.21	0.25	0.25	0.29
Burglary/Breaking & Entering	13,978	163.76	177.35	217.19	237.13	251.32	271.85	318.39
Counterfeiting/Forgery	6,132	71.84	80.53	82.07	86.07	83.14	76.04	72.72
Destruction/Vandalism of Property	47,455	555.97	575.90	650.65	681.32	688.52	723.61	754.54
Embezzlement	2,624	30.74	29.67	32.93	32.60	32.59	35.57	33.38
Extortion/Blackmail	492	5.76	7.02	4.66	3.74	2.55	2.17	1.74
All Fraud Offenses*	33,600	393.65	378.53	415.94	435.16	432.97	407.26	364.81
Robbery	3,541	41.49	42.54	51.00	57.02	53.19	51.80	55.14
All Larceny Offenses	117,859	1380.81	1375.88	1476.60	1520.97	1537.99	1578.30	1657.04
Motor Vehicle Theft	10,575	123.89	122.94	117.44	113.83	96.66	90.58	100.70
Stolen Property Offenses	1,434	16.80	17.25	18.21	16.41	14.54	15.77	17.03
All Drug Offenses	74,219	869.53	871.08	837.94	725.05	669.21	673.57	696.12
All Gambling Offenses	46	0.54	0.46	0.67	0.43	0.39	0.64	0.59
Pornography/Obscene Material	1,868	21.89	20.10	18.24	15.45	14.61	14.39	12.74
All Prostitution Offenses*	615	7.21	5.98	8.90	11.67	13.41	15.53	12.37
Weapon Law Violations	12,373	144.96	141.96	146.16	130.42	115.48	106.76	108.00
Animal Cruelty*	1,362	15.96	-	-	-	-	-	-

Crime counts are number of victims for offenses against a person, number of vehicles stolen for motor vehicle theft and number of offenses for all other offenses.

*As of March 2019, additional Group A offenses were added to the data collection. See definitions on page 5 and 6.


Monthly Group A Offenses

Offense Type	JAN	FEB	MAR	APR	MAY	JUN	JUL	AUG	SEP	OCT	NOV	DEC
Crimes Against Person												
Murder and Nonnegligent Manslaughter	32	23	32	25	45	26	39	32	29	31	33	37
Negligent Manslaughter	6	2	2	1	4	1	4	1	4	3	1	5
Justifiable Homicide	1	3	1	2	1	1	2	1				2
Kidnapping/Abduction	122	106	133	140	161	144	143	125	123	171	120	144
Forcible Rape	144	127	149	146	141	147	137	150	165	151	127	152
Forcible Sodomy	61	46	53	54	46	55	51	52	43	43	38	35
Sexual Assault With An Object	41	48	32	51	53	48	42	37	48	40	25	33
Forcible Fondling	228	213	260	255	253	225	170	206	251	239	218	181
Incest	1	2	1	1	2	1	1		1	7	3	1
Statutory Rape	11	11	8	7	11	10	7	9	6	13	8	7
Aggravated Assault	700	601	711	788	879	811	830	826	833	804	722	777
Simple Assault	5,129	4,918	5,353	5,638	6,170	5,478	5,295	5,209	5,787	5,819	4,956	5,382
Intimidation	654	684	681	686	776	665	672	650	829	757	661	671
Human Trafficking, Commercial Sex Acts	4	1	2	2	2	1	4	3	5	7	1	3
Human Trafficking, Involuntary Servitude					1				1			2
Crimes Against Property												
Arson	59	55	48	53	51	52	63	62	51	52	53	65
Bribery	2	5	4	2	2	4	4	4	3	3	2	3
Burglary/Breaking & Entering	1,181	1,025	1,010	1,127	1,283	1,215	1,214	1,186	1,167	1,283	1,090	1,197
Counterfeiting/Forgery	630	432	466	448	475	489	572	522	562	560	494	482
Destruction/Damage/Vandalism of Property	3,561	2,984	3,540	3,964	4,222	4,285	4,390	4,369	4,308	4,180	3,733	3,919
Embezzlement	281	169	179	219	219	207	233	240	204	234	212	227
Extortion/Blackmail	69	38	39	35	43	34	50	37	34	43	40	30
False Pretenses/Swindle/Confidence Game	1,505	1,401	1,480	1,392	1,366	1,328	1,384	1,363	1,310	1,353	1,150	1,086
Credit Card/Automatic Teller Fraud	648	636	693	680	758	609	697	688	705	647	574	664
Impersonation	518	407	430	430	408	383	398	377	314	381	280	307
Welfare Fraud	8	10	7	6	5	6	9	11	10	4	10	8
Wire Fraud	173	144	161	158	167	150	172	183	185	174	161	157
Identity Theft	56	61	109	134	207	211	313	324	328	297	312	283
Hacking/Computer Invasion	4		6	14	9	12	10	19	12	22	9	19
Robbery	302	276	231	261	305	271	297	308	296	318	314	362
Pocket-picking	39	35	30	106	56	40	33	33	51	52	51	57
Purse-snatching	16	10	13	14	12	12	15	17	10	15	12	18
Shoplifting	2,406	2,223	2,319	2,391	2,526	2,444	2,491	2,570	2,485	2,542	2,681	3,195
Theft From Building	1,174	1,120	1,061	1,182	1,293	1,170	1,256	1,252	1,168	1,266	1,154	1,200
Theft From Coin Operated Machine or Device	14	7	6	13	10	5	8	12	11	11	6	13
Theft From Motor Vehicle	1,978	1,698	1,739	2,108	2,571	2,883	2,777	2,783	2,431	2,422	2,227	2,423
Theft of Motor Vehicle Parts/Accessories	753	571	673	650	675	754	733	797	742	678	806	750
All Other Larceny	2,544	2,254	2,641	2,897	3,197	3,191	3,289	3,422	3,167	3,230	2,810	3,163
Motor Vehicle Theft	836	712	715	655	881	872	955	885	941	863	822	907
Stolen Property Offenses	133	106	107	107	142	111	108	158	108	118	138	98
Crimes Against Society												
Drug/Narcotic Violations	5,709	5,171	5,931	5,266	5,352	5,089	5,147	5,518	4,987	5,098	4,662	4,800
Drug Equipment Violations	982	963	1,060	970	955	985	980	953	897	929	879	936
Betting/Wagering	7	2	1	4	3	1		1	2	2		
Operating/Promoting/Assisting Gambling	3	1	1						4	2	2	4
Gambling Equipment Violations			1	2		2				1		
Sports Tampering												
Pornography/Obscene Material	176	175	199	172	167	135	130	140	154	170	136	114
Prostitution	28	27	37	24	34	37	41	45	40	22	24	22
Assisting or Promoting Prostitution	19	10	10	34	16	13	9	27	14	24	18	21
Purchasing Prostitution			2		1	1	1	3	1		7	3
Weapon Law Violations	1,058	916	1,076	900	1,066	1,036	975	1,071	1,028	1,078	1,058	1,111
Animal Cruelty	23	25	76	105	128	186	227	126	138	116	105	107
TOTAL	34,029	30,454	33,519	34,319	37,150	35,836	36,378	36,807	35,993	36,275	32,945	35,183

Crime Clock

375,639 Incidents Reported- One every 1 Minute and 24 Seconds


*Several crimes may have occurred in one incident;
therefore the total number of Group A crimes was 434,911*



106,036 Crimes

238,392 Crimes

90,483 Crimes



Crimes Against Person

*One reported every 4
minutes 57 seconds*



Crime Against Property

*One reported every 2
minutes 12 seconds*



Crime Against Society

*One reported every 5
minutes 49 seconds*

Murder and
Non-Negligent
Manslaughter

The willful killing of one
human being by
another

CRIMES AGAINST PERSON

Aggravated Assault

An unlawful attack by
one person upon
another wherein the
offender
uses a weapon or
displays it in a
threatening manner, or
the victim suffers
obvious severe or
aggravated bodily
injury involving
apparent broken
bones,
loss of teeth, possible
internal injury, severe
laceration, or loss of
consciousness

Kidnapping/Abduction

The unlawful seizure,
transportation, and/or
detention of a person
against his/her will or of a
minor without the consent
of his/her custodial
parent(s) or legal guardian

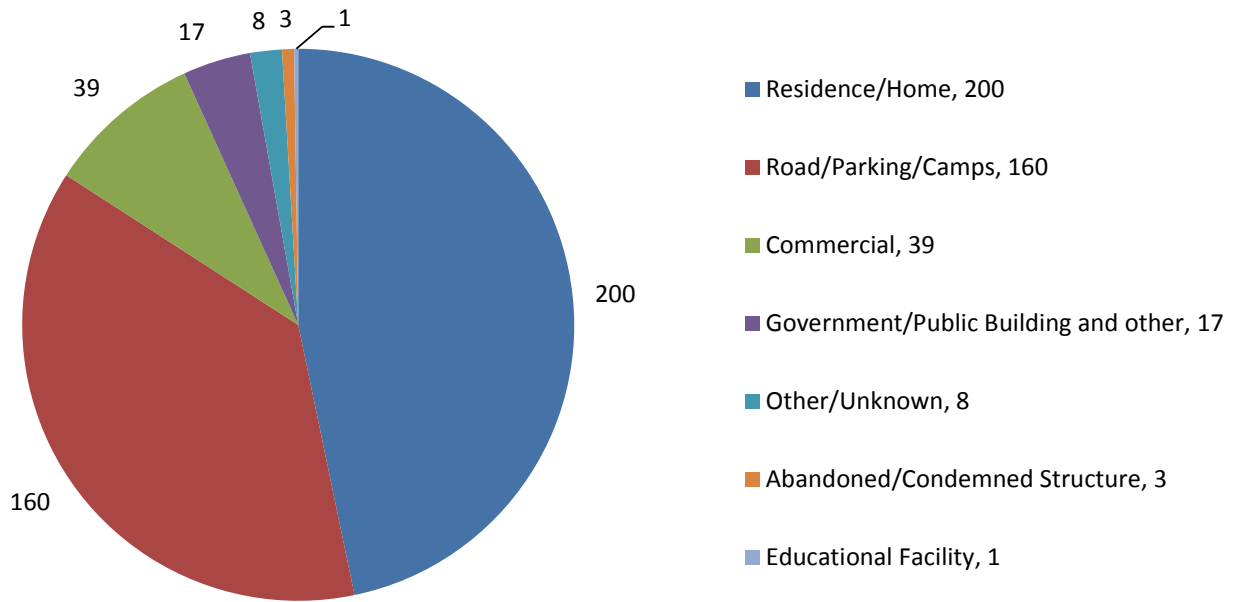
Forcible Sex Offenses
(Rape, Sodomy, Sexual Assault with Object, Fondling)

Any sexual act directed against another person,
without the consent of the victim, including
instances where the victim is incapable of giving
consent

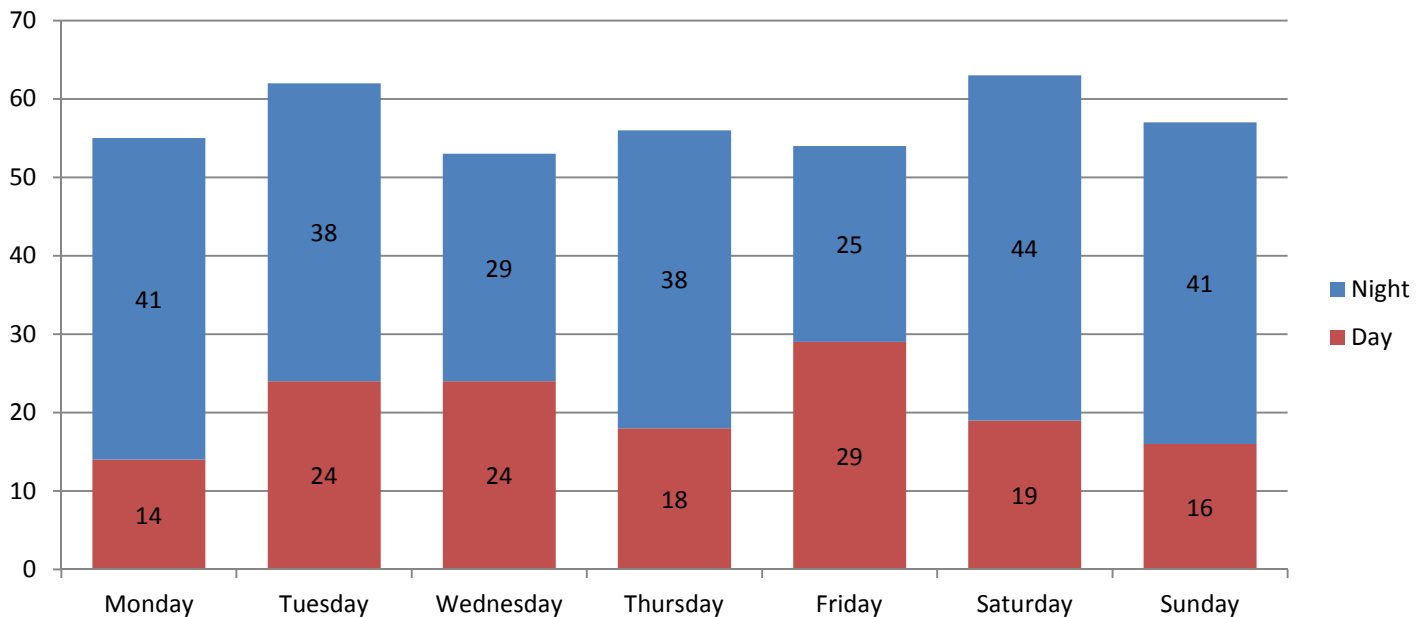
Murder and Non-Negligent Manslaughter

In 2019, the contributing agencies reported 384 offenses resulting in 428 actual deaths.

Location Type



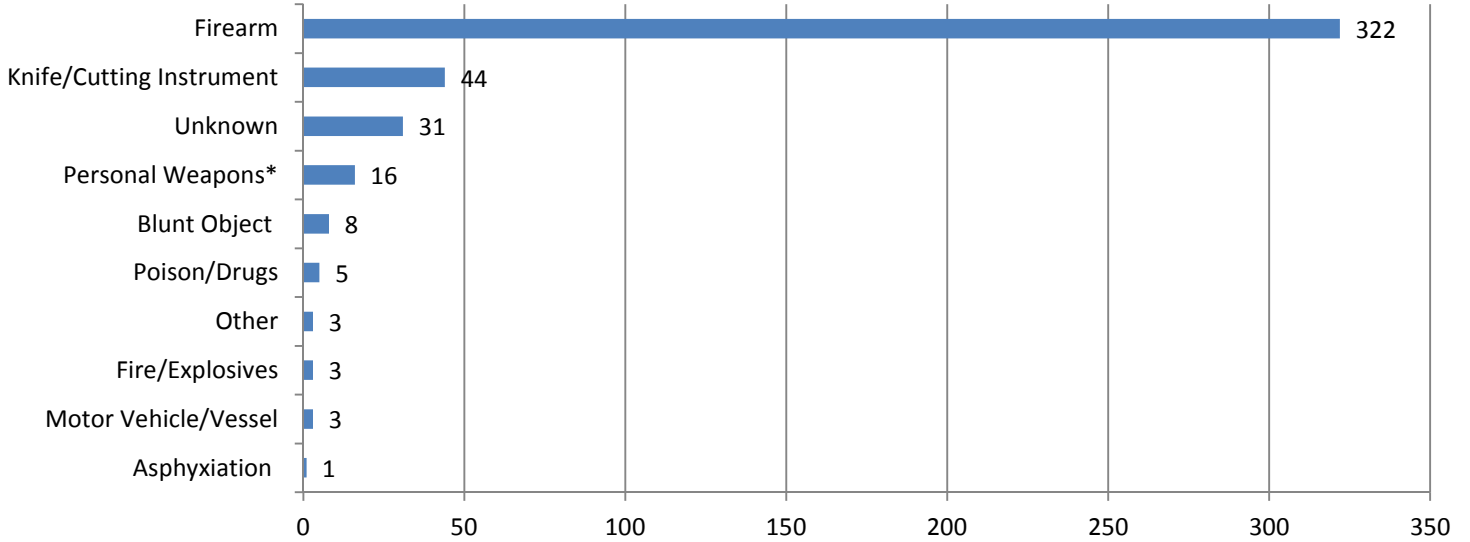
Crimes by Known Day of Week and Time



Murder and Non-Negligent Manslaughter

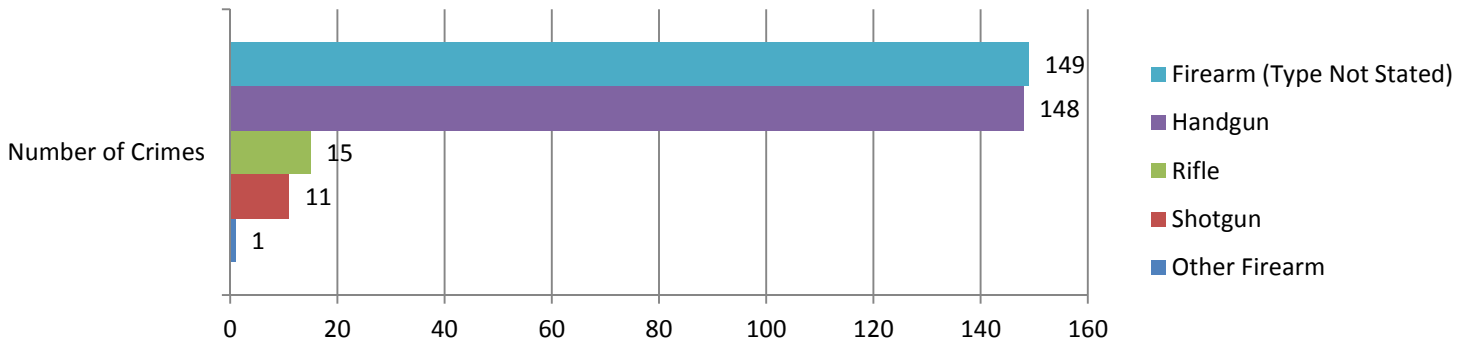
Type of Weapon or Force Involved

Up to 3 may be reported per offense

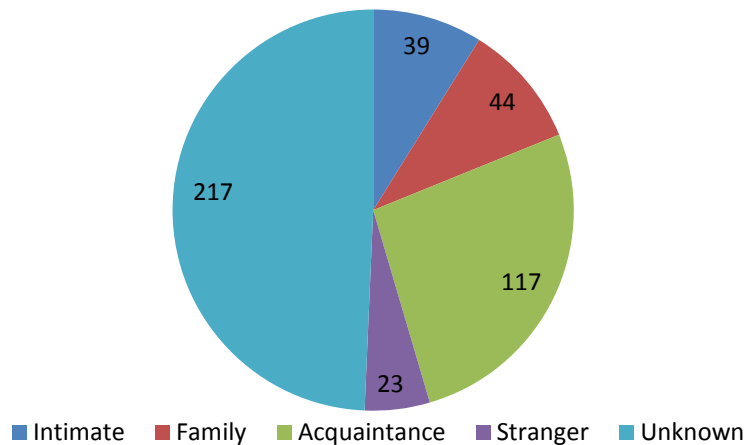


*Hands, Fist, Feet, Arms, Teeth, Etc.

Firearm Breakdown



Victim to Offender Relationship



Murder and Non-Negligent Manslaughter Victims & Offenders

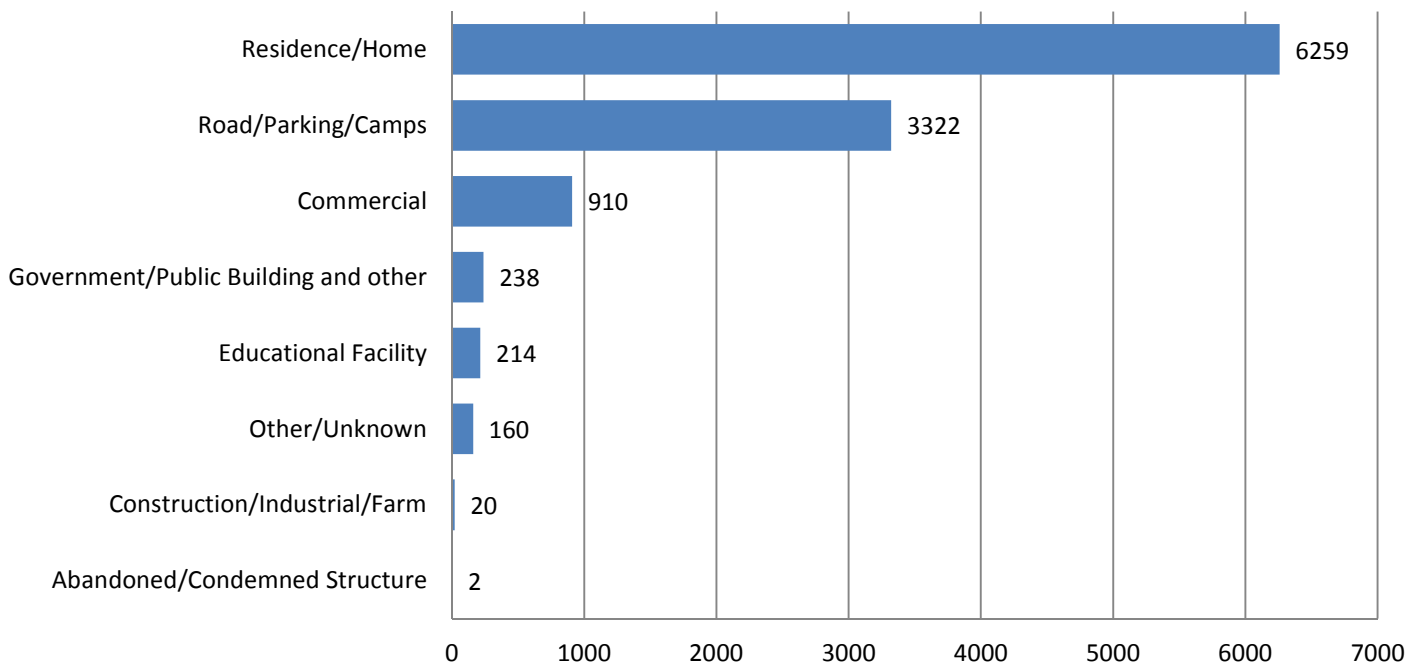
Victims	Age	White	Black or African American	American Indian or Alaska Native	Asian	Native Hawaiian or Other Pacific Islander	Unknown
Female	Under 10	4	2				2
	11 - 17	2	1				
	18 - 24	9	10				
	25 - 34	14	7				3
	35 - 44	15	6		1		2
	45 - 54	2	3				1
	55 - 64	7	3				
	65 and over	8	1	1			
	Unknown						1
	TOTAL		61	33	1	1	0
Male	Under 10	6	4				
	11 - 17	4	12				
	18 - 24	16	60				3
	25 - 34	13	62		1		4
	35 - 44	20	44				1
	45 - 54	10	17				
	55 - 64	6	12				
	65 and over	16	9		1		
	Unknown	1					
	TOTAL		92	220	0	2	0

Offenders	Age	White	Black or African American	American Indian or Alaska Native	Asian	Native Hawaiian or Other Pacific Islander	Unknown
Female	Under 10						
	11 -17	2					
	18 - 24	7	7				1
	25 - 34	4	10				1
	35 - 44		6				
	45 - 54	3	2				
	55 - 64	4	1				
	65 and over				1		
	Unknown						
	TOTAL		20	26	0	1	0
Male	Under 10		1				
	11 -17	10	25				
	18 - 24	28	101				
	25 - 34	25	68		1		1
	35 - 44	28	33		2		
	45 - 54	16	14		1		1
	55 - 64	8	5				
	65 and over	1	4				
	Unknown	1	3				3
	TOTAL		117	254	0	4	0
Unknown	Under 10						
	11 -17						
	18 - 24						
	25 - 34						1
	35 - 44						
	45 - 54						
	55 - 64						
	65 and over						
Unknown						16	

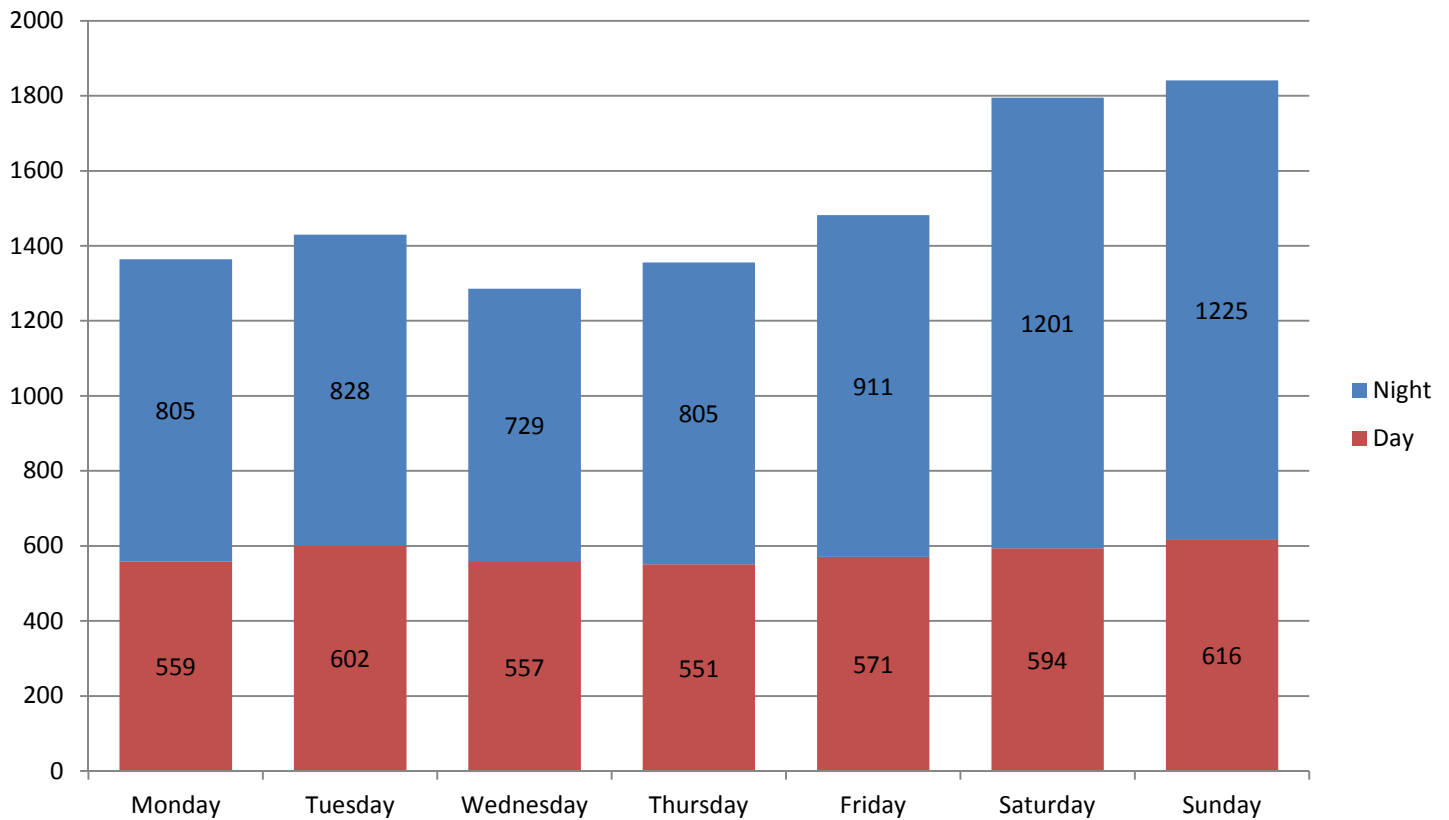
Aggravated Assault

In 2019, the contributing agencies reported 9,282 offenses resulting in 11,125 persons assaulted.

Location Type



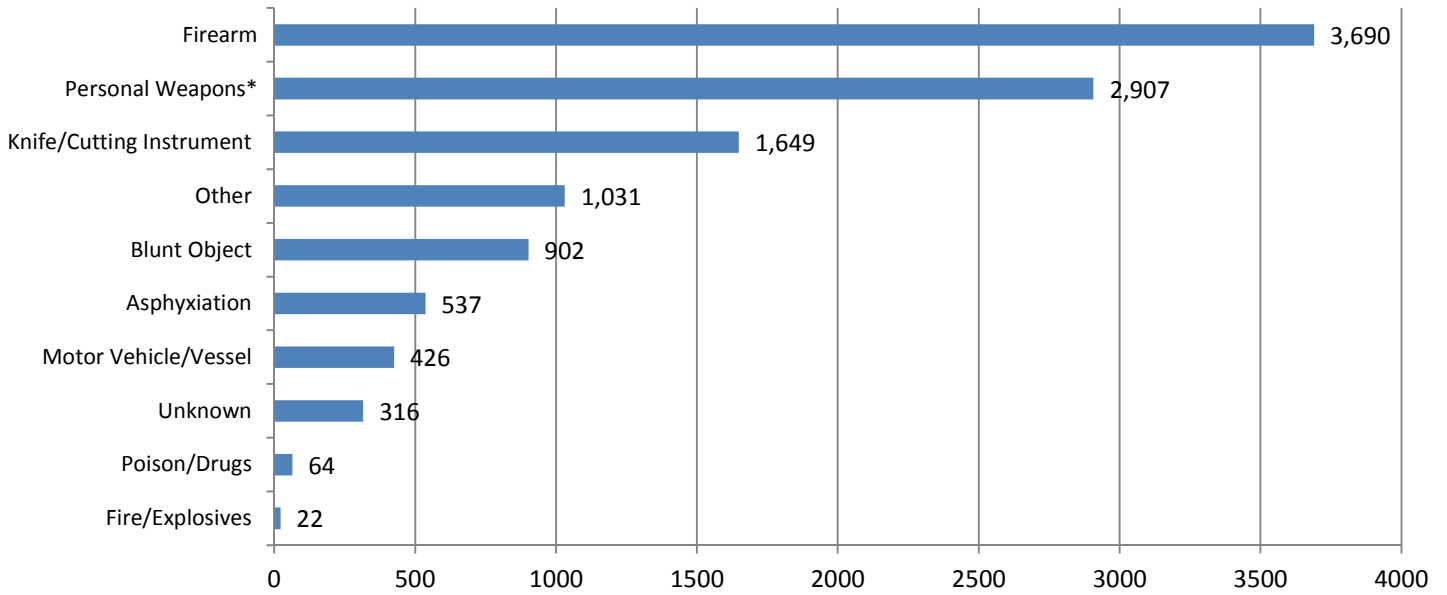
Crimes by Known Day of Week and Time



Aggravated Assault

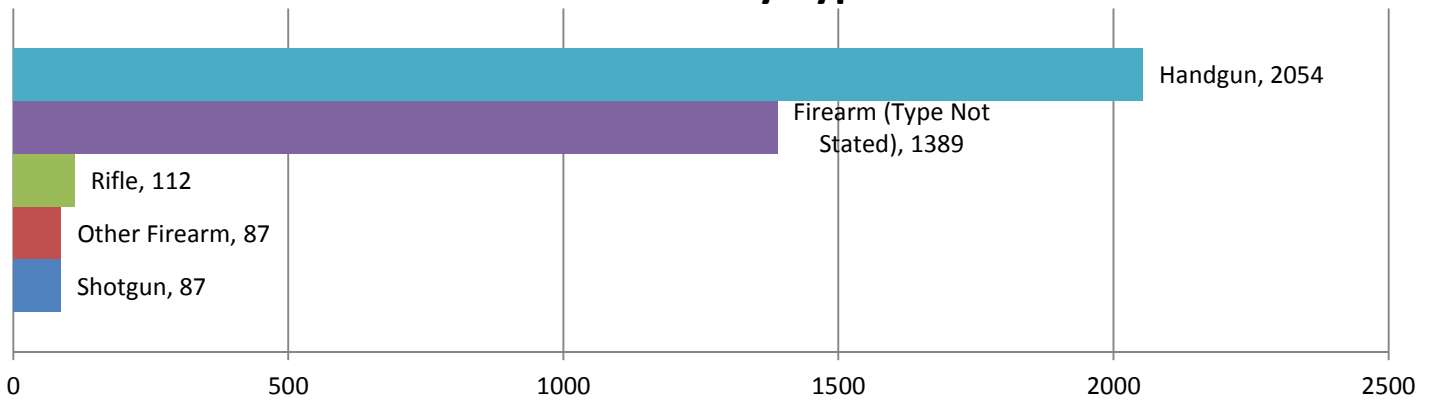
Type of Weapon or Force Involved

Up to 3 may be reported per offense



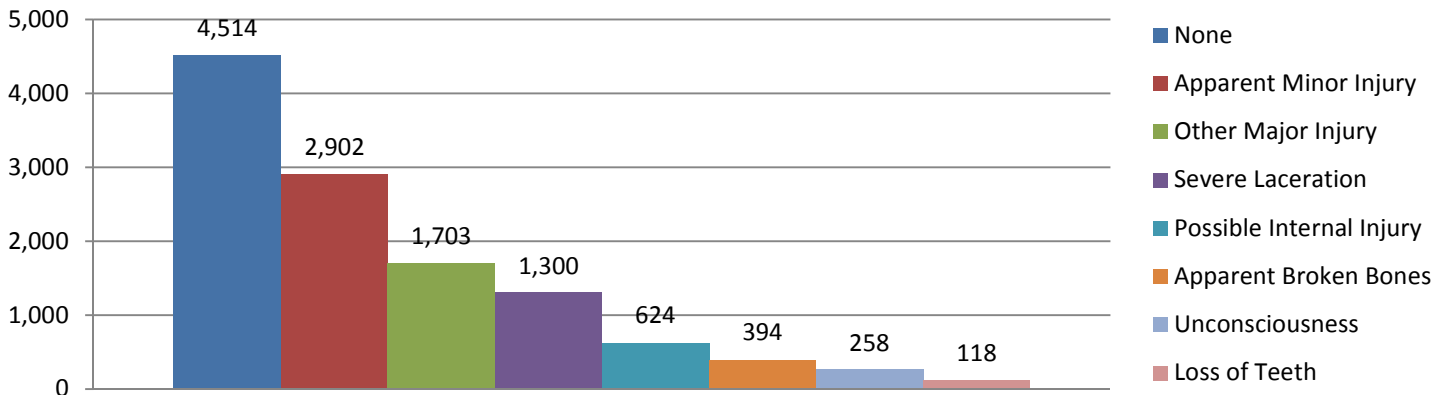
*Hands, Fist, Feet, Arms, Teeth, Etc.

Firearms by Type



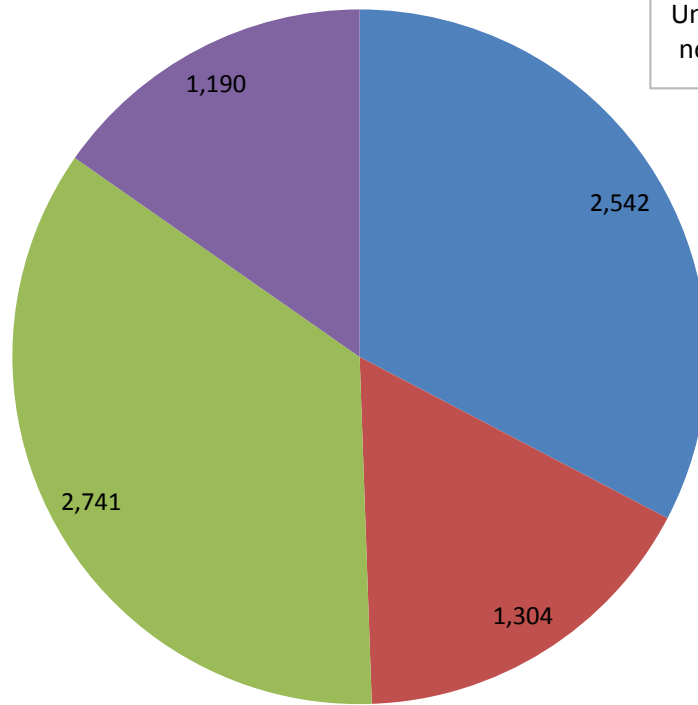
Type of Injury

Up to 5 injuries may be listed per person



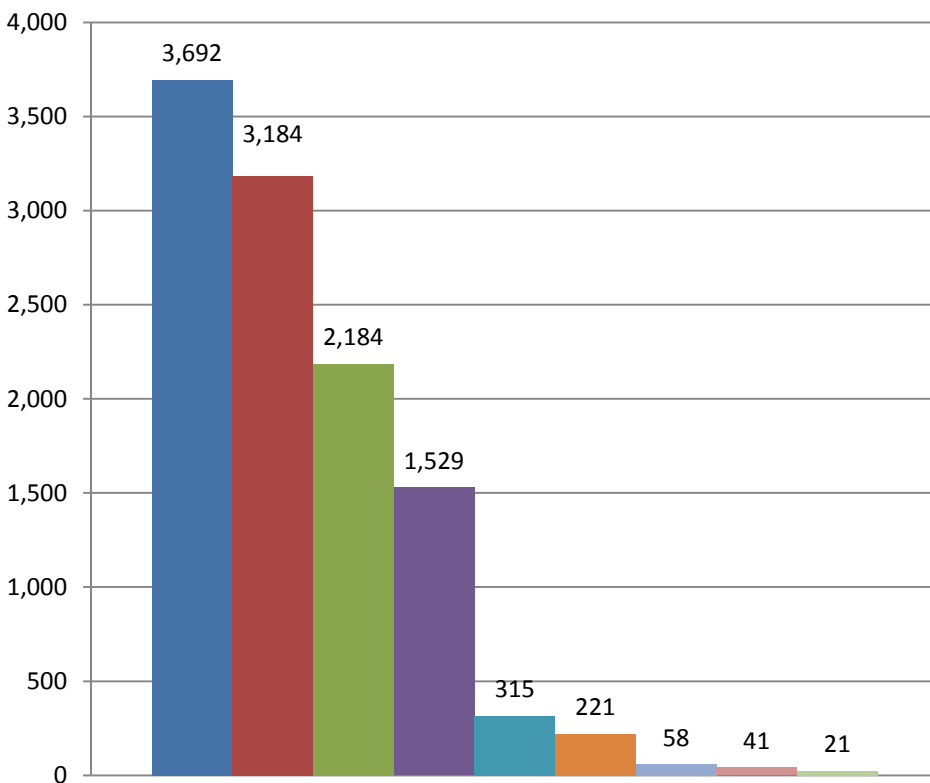
Aggravated Assault

Known Victim to Offender Relationship



■ Intimate ■ Family ■ Acquaintance ■ Stranger

Circumstances



■ Argument
■ Unknown Circumstances
■ Other Circumstances
■ Domestic Violence
■ Assault on Law Enforcement Officer(s)
■ Other Felony Involved
■ Drug Dealing
■ Gangland
■ Juvenile Gang

Aggravated Assault Victims & Offenders

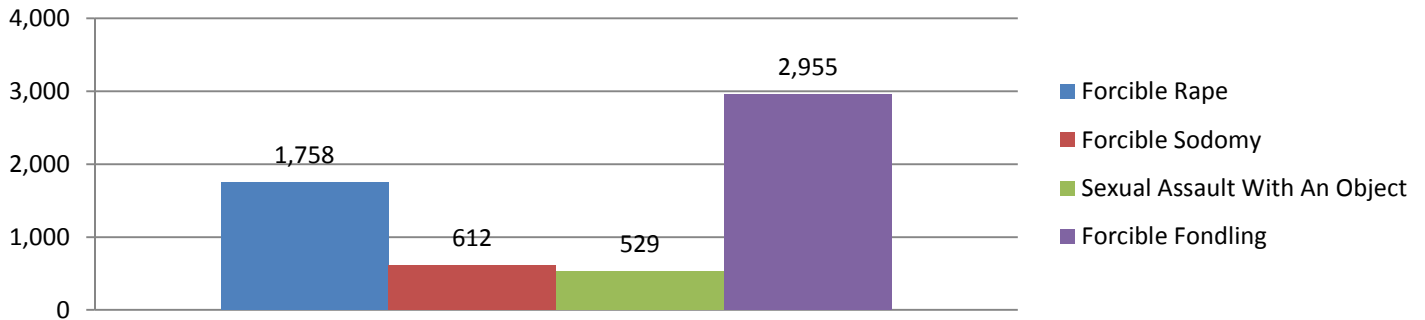
Victims	Age	White	Black or African American	American Indian or Alaska Native	Asian	Native Hawaiian or Other Pacific Islander	Unknown
Female	Under 10	109	85		1		11
	11 - 17	170	182		1		9
	18 - 24	435	590		6	1	17
	25 - 34	721	788	1	11	2	21
	35 - 44	517	409	2	8		9
	45 - 54	278	213		2		5
	55 - 64	153	123	1	4	1	2
	65 and over	84	83		3		1
	Unknown	29	5				10
	TOTAL		2496	2478	4	36	4
Male	Under 10	134	120		2		16
	11 - 17	259	301		6		5
	18 - 24	454	635	1	6	1	21
	25 - 34	734	821	1	11		16
	35 - 44	503	432		6		19
	45 - 54	411	326		6		9
	55 - 64	226	215		3		2
	65 and over	90	81		2		2
	Unknown	55	19		1		15
	TOTAL		2866	2950	2	43	1

Offenders	Age	White	Black or African American	American Indian or Alaska Native	Asian	Native Hawaiian or Other Pacific Islander	Unknown
Female	Under 10		2				
	11 -17	61	100				4
	18 - 24	144	312		3		5
	25 - 34	284	418		2	1	6
	35 - 44	184	201	1	4		3
	45 - 54	105	86		2		2
	55 - 64	49	39		2	1	2
	65 and over	16	10				
	Unknown	7	52				4
	TOTAL		850	1220	1	13	2
Male	Under 10	10	6				
	11 -17	292	358	1	8		12
	18 - 24	574	866		17	1	12
	25 - 34	968	1107	1	15	1	15
	35 - 44	625	580	1	11	1	11
	45 - 54	374	298	2	3	1	8
	55 - 64	205	153		2		2
	65 and over	62	53		2		3
	Unknown	77	221		3		39
	TOTAL		3187	3642	5	61	4
Unknown	Under 10						
	11 -17						1
	18 - 24	1					11
	25 - 34						6
	35 - 44						1
	45 - 54						3
	55 - 64						
	65 and over						
Unknown			6				425

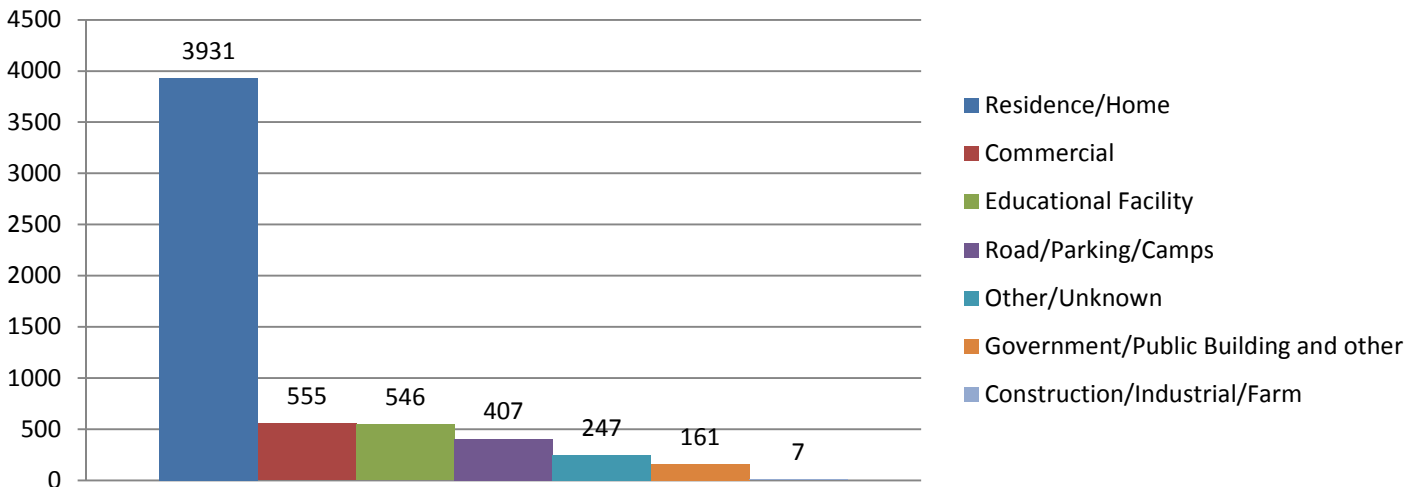
Forcible Sex Offenses

In 2019, the contributing agencies reported 5,510 offenses resulting in 5,854 persons assaulted. Forcible Sex Offenses include Rape, Sodomy, Sexual Assault with an Object and Forcible Fondling.

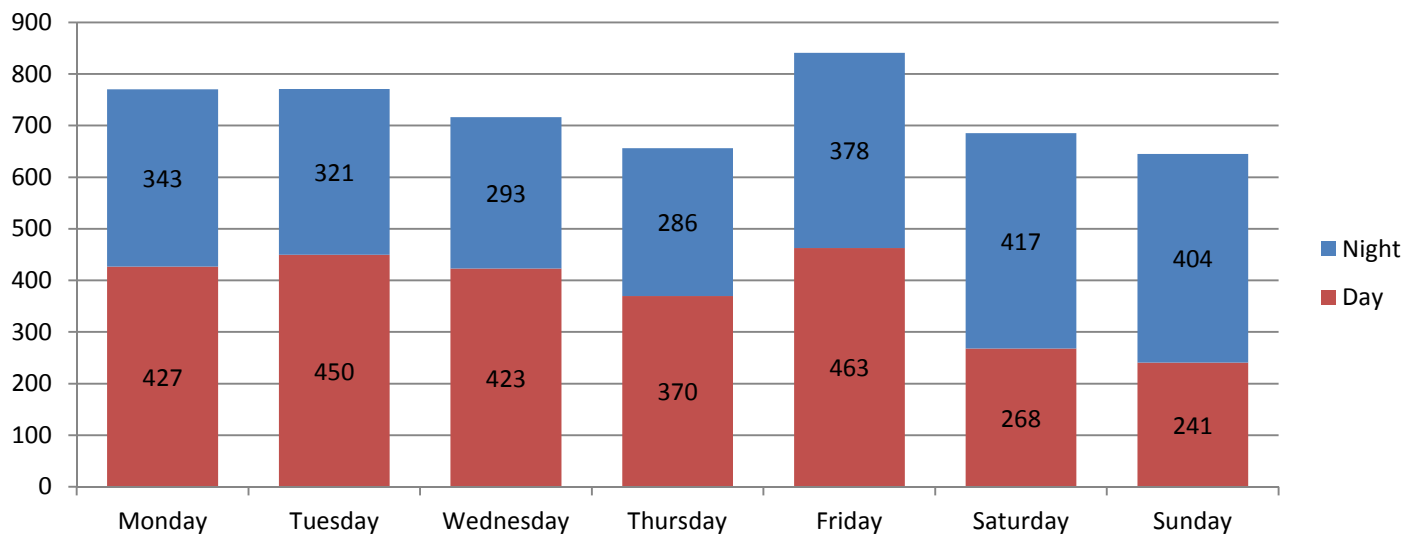
Crimes by Offense Type



Location Type



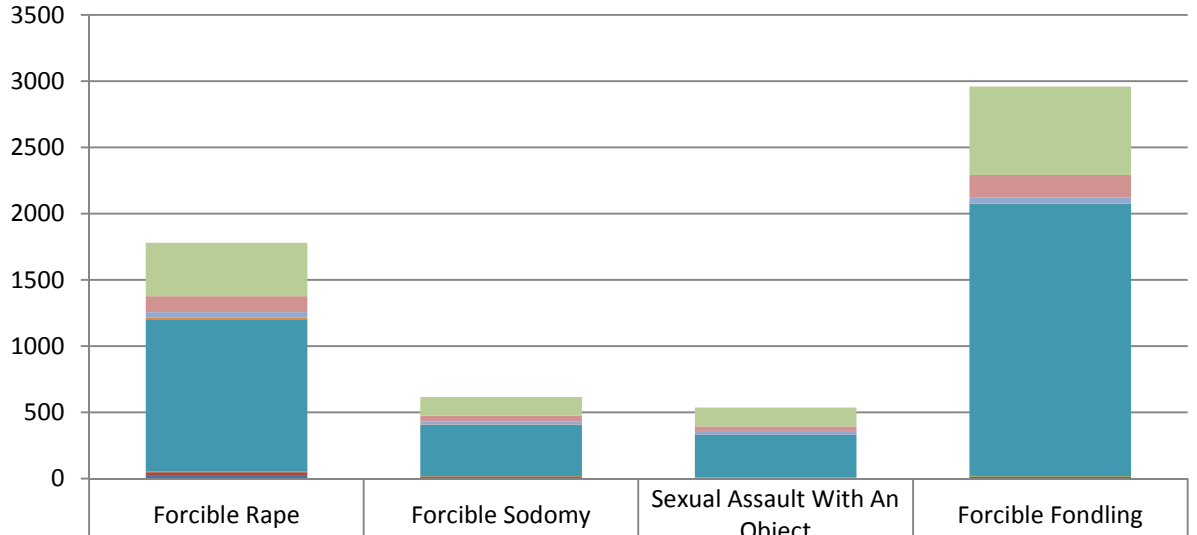
Crimes by by Known Day of Week and Time



Forcible Sex Offenses

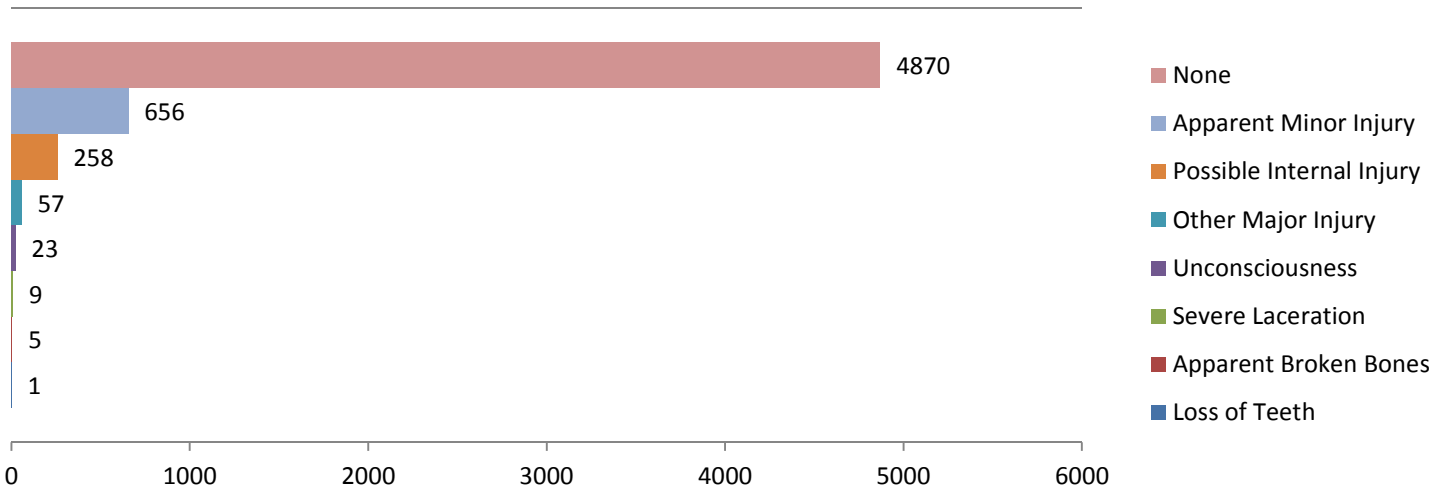
Type of Weapon or Force Applied

Up to 3 types may be listed per offense



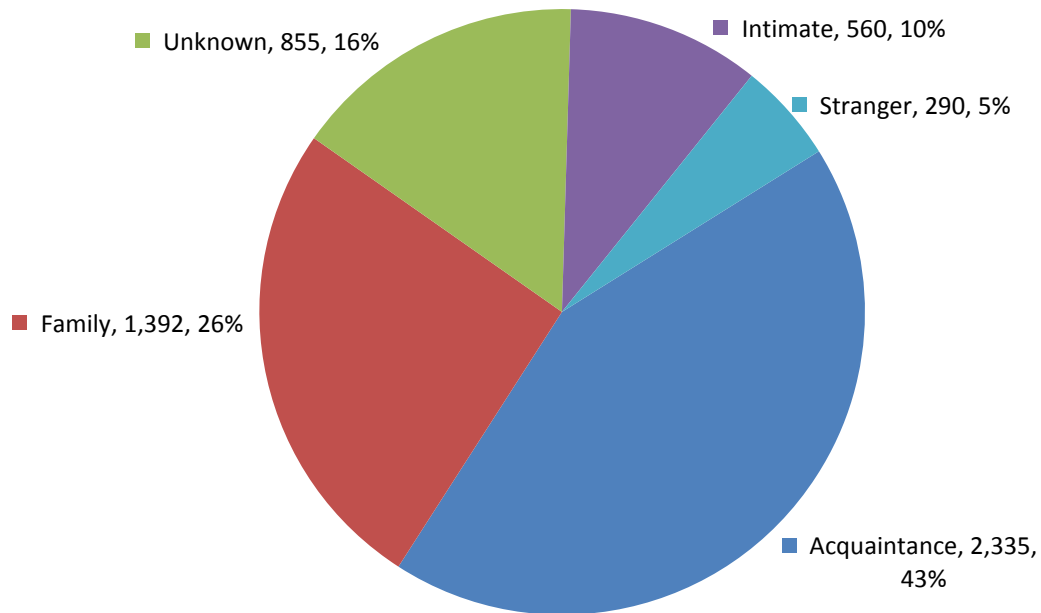
	Forcible Rape	Forcible Sodomy	Sexual Assault With An Object	Forcible Fondling
None	401	141	141	666
Unknown	121	42	35	170
Other	43	24	27	48
Poison/Drugs	12	3	1	1
Personal Weapons	1,149	386	322	2,053
Asphyxiation	2	0	0	1
Blunt Object	2	4	7	5
Knife/Cutting Instrument	22	5	1	12
Firearm	27	11	1	2

Type of Injury



Forcible Sex Offenses

Victim to Offender Relationship



Intimate	Number of Victims
Boyfriend/Girlfriend	305
Spouse	126
Ex-Relationship (Ex-boyfriend/girlfriend)	100
Ex-Spouse	19
Common-Law Spouse	10
Family	
Other Family Member	438
Child	389
Sibling (Brother or Sister)	225
Stepchild	148
Grandchild	81
Stepsibling	67
Stepparent	27
Parent	8
In-Law	6
Grandparent	3
Acquaintance	
Acquaintance	1242
Otherwise Known	593
Friend	324
Child of Boyfriend/Girlfriend	70
Neighbor	52
Employee	27
Babysittee (the Baby)	23
Employer	4
Stranger	290
Unknown	855

Forcible Sex Offenses Victims & Offenders

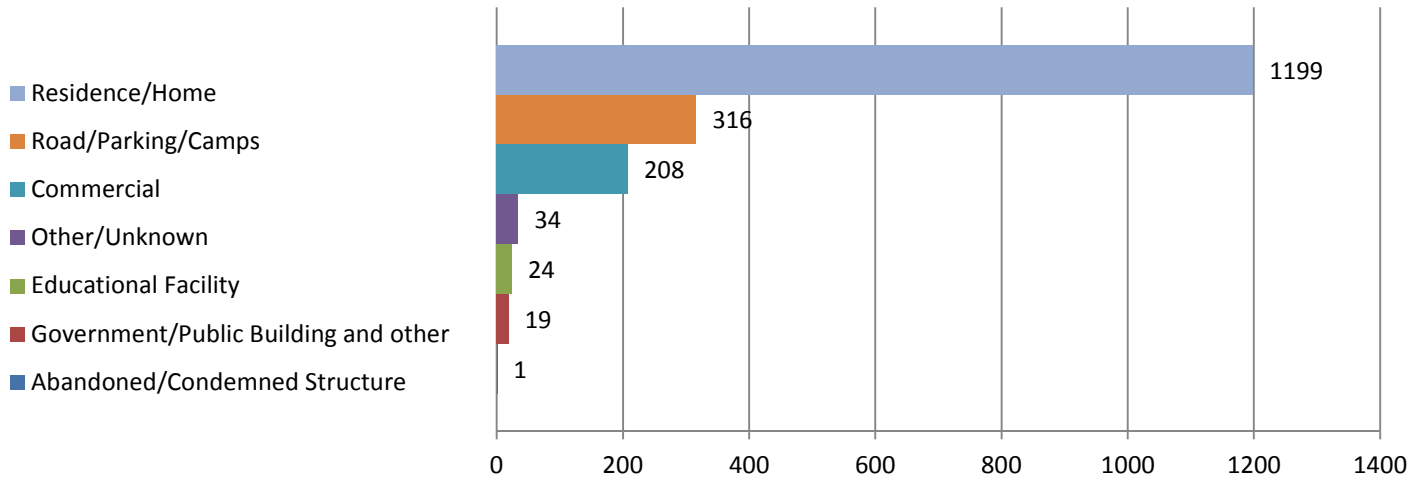
Victims	Age	White	Black or African American	American Indian or Alaska Native	Asian	Native Hawaiian or Other Pacific Islander	Unknown
Female	Under 10	579	200		5		40
	11 - 17	1383	461	1	21	1	53
	18 - 24	635	235	3	11		26
	25 - 34	411	157		16		8
	35 - 44	236	87	1	13		4
	45 - 54	139	43		2		7
	55 - 64	67	24		1		
	65 and over	45	15				
	Unknown	29	2				25
	TOTAL		3524	1224	5	69	1
Male	Under 10	206	84	2	3		18
	11 - 17	194	49		2		14
	18 - 24	44	20		1		1
	25 - 34	43	19		2		1
	35 - 44	19	4				1
	45 - 54	9	6				
	55 - 64	3	5				
	65 and over	8	1				
	Unknown	6					8
	TOTAL		532	188	2	8	0

Offenders	Age	White	Black or African American	American Indian or Alaska Native	Asian	Native Hawaiian or Other Pacific Islander	Unknown
Female	Under 10	8	13				3
	11 -17	37	30				5
	18 - 24	32	10				4
	25 - 34	39	21				2
	35 - 44	31	6				2
	45 - 54	23	7				
	55 - 64	8			1		1
	65 and over	3	2				
	Unknown	10	2			1	13
	TOTAL		191	91	0	2	0
Male	Under 10	51	37		1		9
	11 -17	585	365	4	10	1	47
	18 - 24	537	246	2	10		20
	25 - 34	608	320	4	12		26
	35 - 44	454	232		11		10
	45 - 54	284	158		9		12
	55 - 64	177	116		5		5
	65 and over	95	27		2		11
	Unknown	153	117		5	2	113
	TOTAL		2944	1618	10	65	3
Unknown	Under 10						2
	11 -17						4
	18 - 24	1					2
	25 - 34	1					2
	35 - 44						2
	45 - 54						
	55 - 64						2
	65 and over						
	Unknown						162

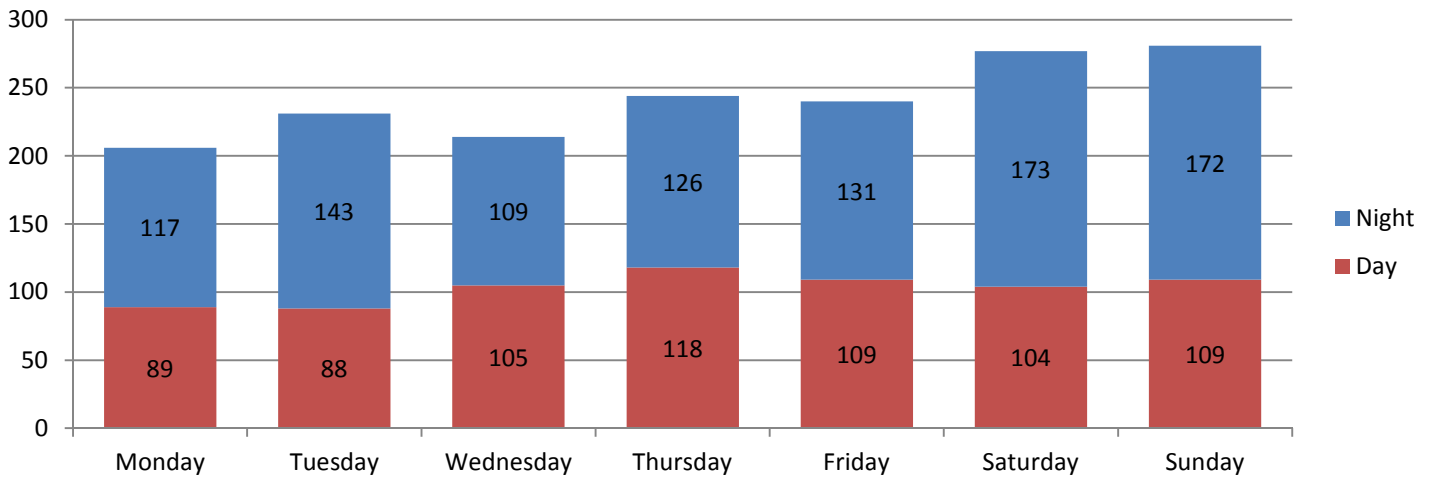
Kidnapping/Abduction

In 2019, the contributing agencies reported 1,632 offenses resulting in 1,801 persons unlawfully seized, transported, and/or detention of a person against his/her will or of a minor without the consent of his/her custodial parent(s) or legal guardian.

Location Type

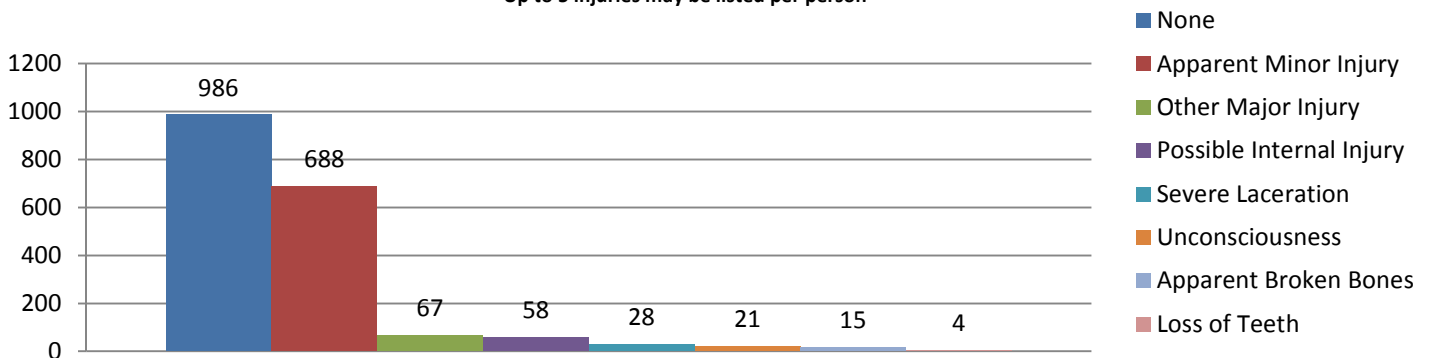


Crimes by Known Day of Week and Time



Type of Injury

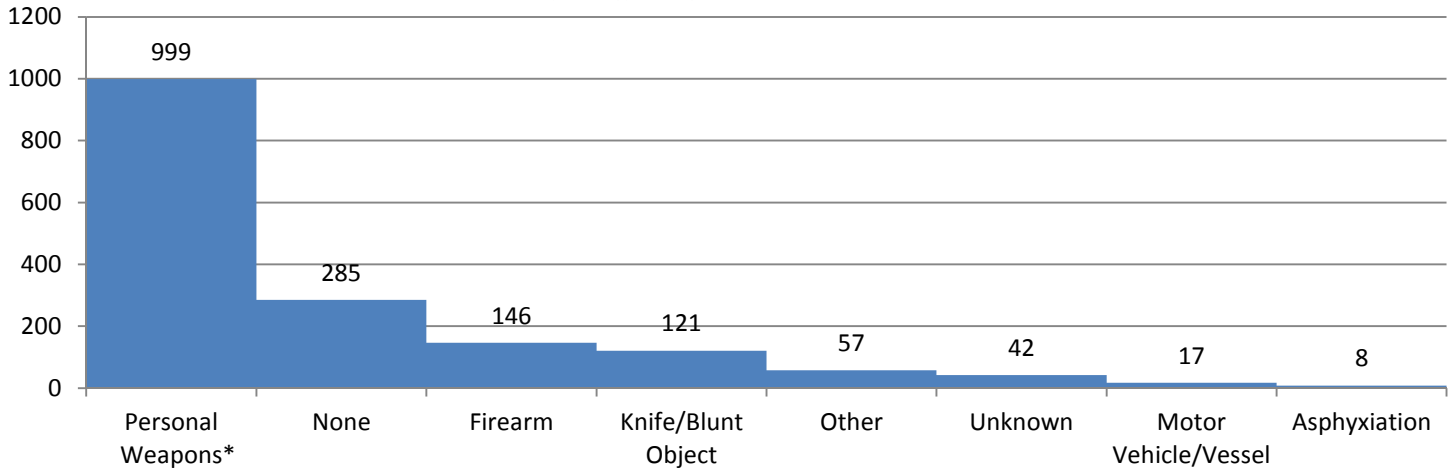
Up to 5 injuries may be listed per person



Kidnapping/Abduction

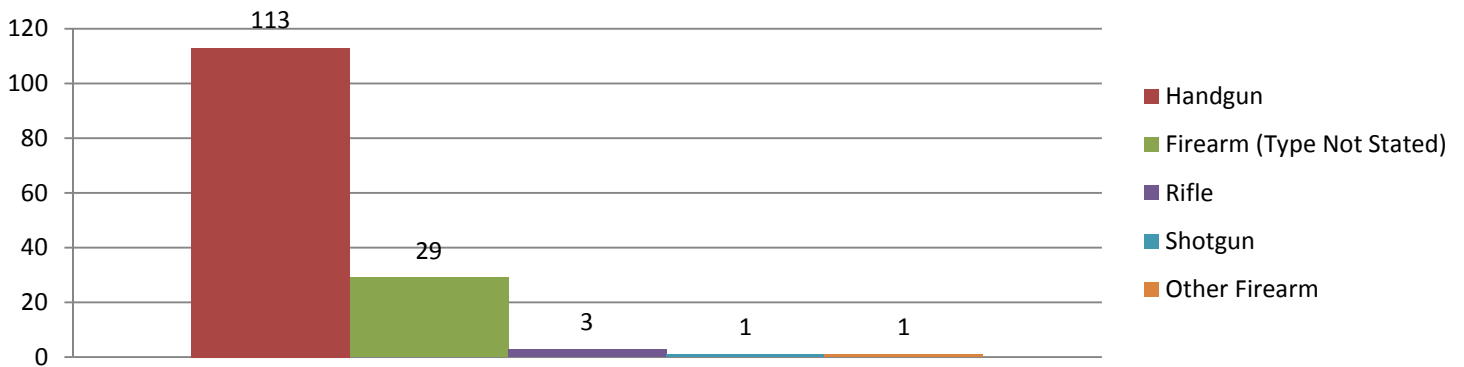
Type of Weapon or Force Used

Up to 3 types may be listed per offense

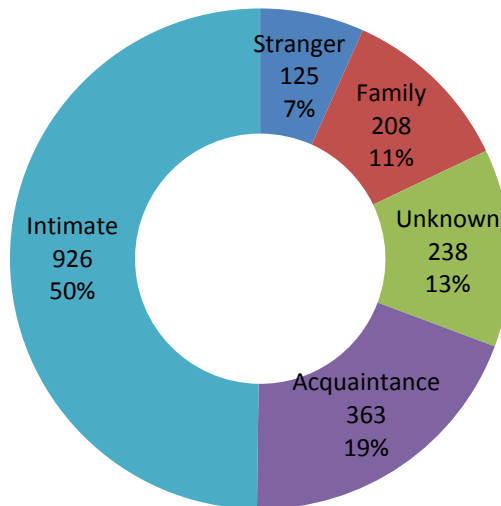


*Hands, Fist, Feet, Arms, Teeth, Etc.

Firearms by Type



Victim Relationship



Kidnapping/Abduction Victims & Offenders

Victims	Age	White	Black or African American	American Indian or Alaska Native	Asian	Native Hawaiian or Other Pacific Islander	Unknown
Female	Under 10	30	29				2
	11 - 17	61	37				3
	18 - 24	208	147			1	3
	25 - 34	265	152		4		3
	35 - 44	176	71	2	2		
	45 - 54	96	50				1
	55 - 64	35	17		2		
	65 and over	19	9				1
	Unknown	6					2
	TOTAL		896	512	2	8	1
Male	Under 10	33	30		1		
	11 - 17	22	22		2		1
	18 - 24	47	25				1
	25 - 34	43	26				1
	35 - 44	16	14				
	45 - 54	23	12		1		
	55 - 64	16	4		1		
	65 and over	8	6				1
	Unknown	5	3				3
	TOTAL		213	142	0	5	0

Offenders	Age	White	Black or African American	American Indian or Alaska Native	Asian	Native Hawaiian or Other Pacific Islander	Unknown
Female	Under 10						
	11 -17	5	6				
	18 - 24	18	33				
	25 - 34	43	41		1		1
	35 - 44	34	24		2		
	45 - 54	18	6				1
	55 - 64	5	2				
	65 and over	3	2				
	Unknown	4	3				
	TOTAL		130	117	0	3	0
Male	Under 10						
	11 -17	29	32				2
	18 - 24	164	170	1	1	2	4
	25 - 34	273	250		6		3
	35 - 44	186	143		1		2
	45 - 54	102	74				1
	55 - 64	30	29		1		
	65 and over	8	7				1
	Unknown	11	43				6
	TOTAL		803	748	1	9	2
Unknown	Under 10						
	11 -17						
	18 - 24						2
	25 - 34						1
	35 - 44						1
	45 - 54						1
	55 - 64						
	65 and over						
Unknown	1					27	

Burglary/Breaking and Entering

The unlawful entry into a building or other structure with the intent to commit a felony or a theft

Robbery

The taking or attempting to take anything of value under confrontational circumstances from the control, custody, or care of another person by force or threat of force or violence and/or by putting the victim in fear of immediate harm

Larceny

The unlawful taking, carrying, leading, or riding away of property from the possession or constructive possession of another person

Fraud

The intentional perversion of the truth for the purpose of inducing another person or other entity in reliance upon it to part with something of value or to surrender a legal right

Motor Vehicle Theft

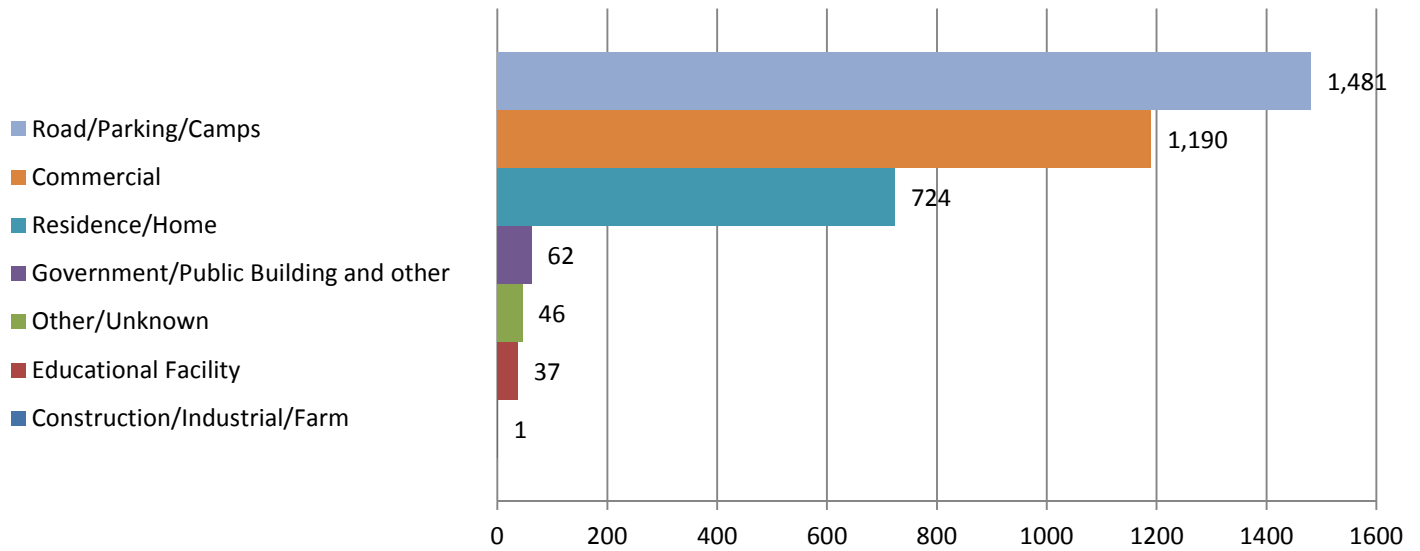
The theft of a motor vehicle

CRIMES AGAINST PROPERTY

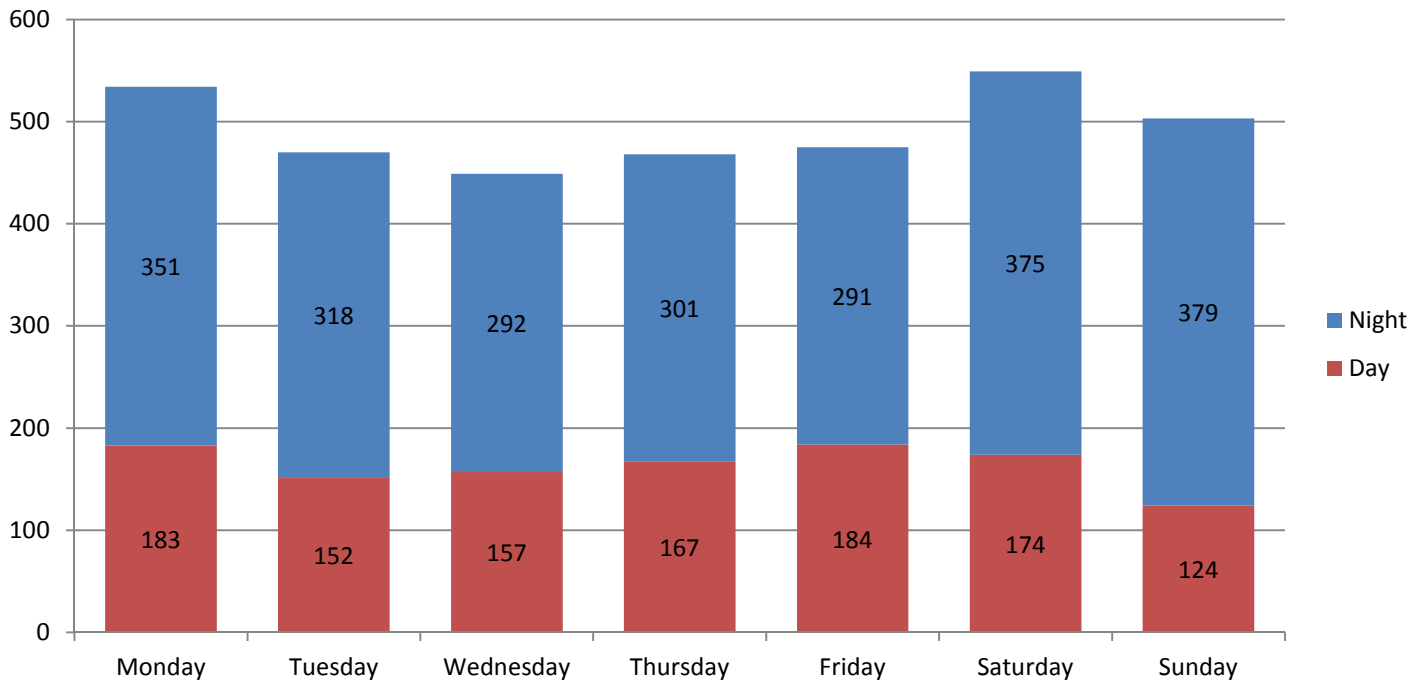
Robbery

There were 3,541 robberies/attempted robberies reported in 2019.

Location Type



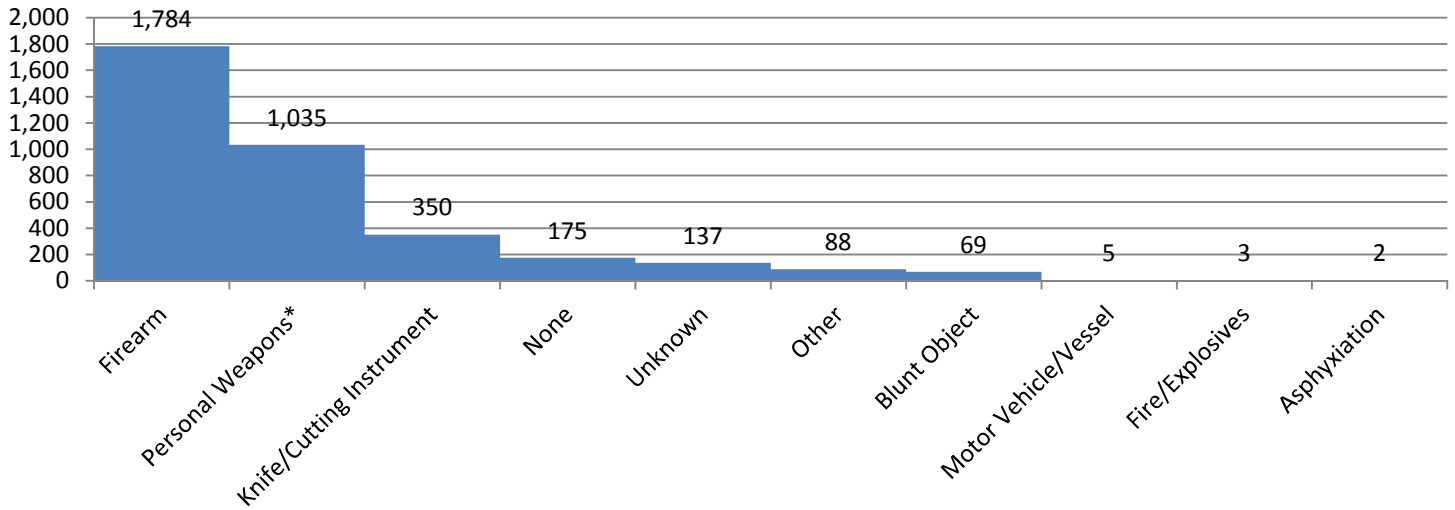
Crimes by Known Day of Week and Time



Robbery

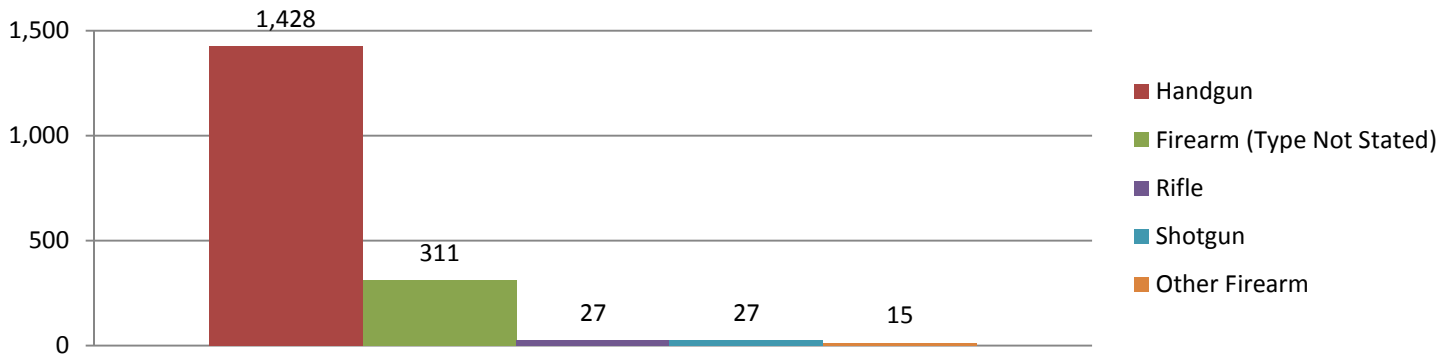
Type of Weapon or Force Used

Up to 3 types may be listed per offense



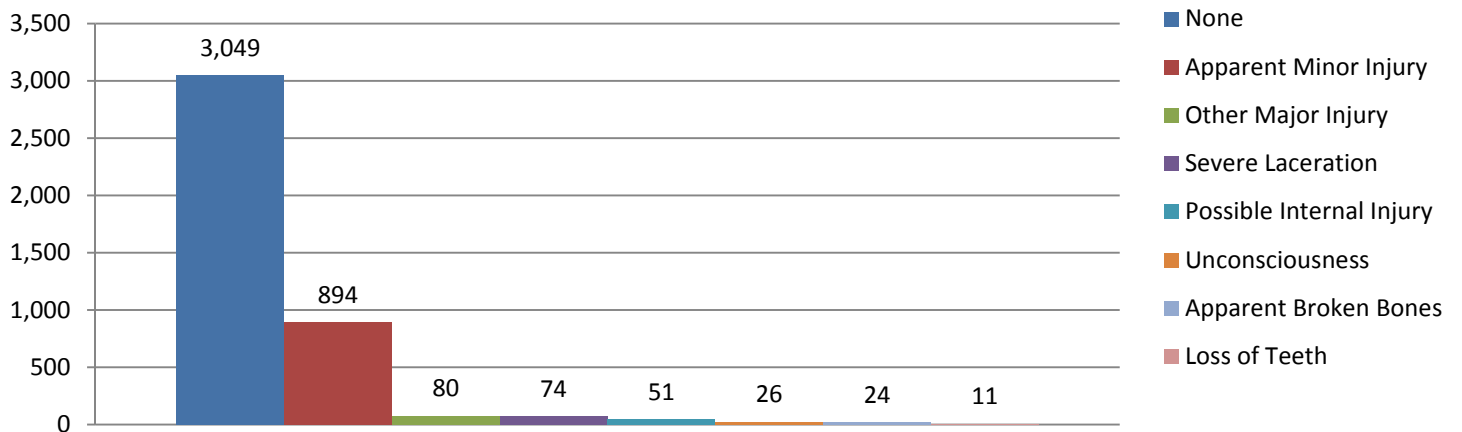
*Hands, Fists, Feet, Arms, Teeth, Etc.

Firearms by Type



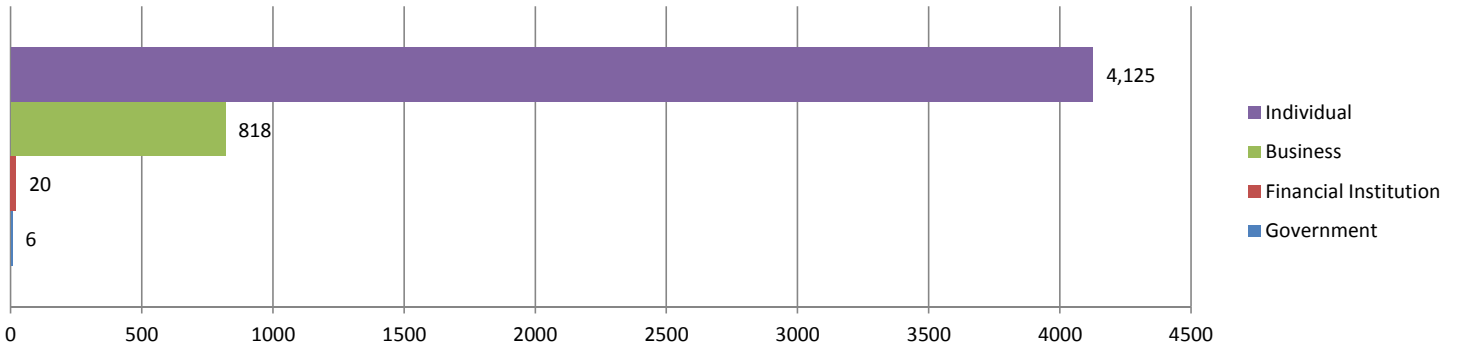
Type of Injury

Up to 5 injuries may be listed per person

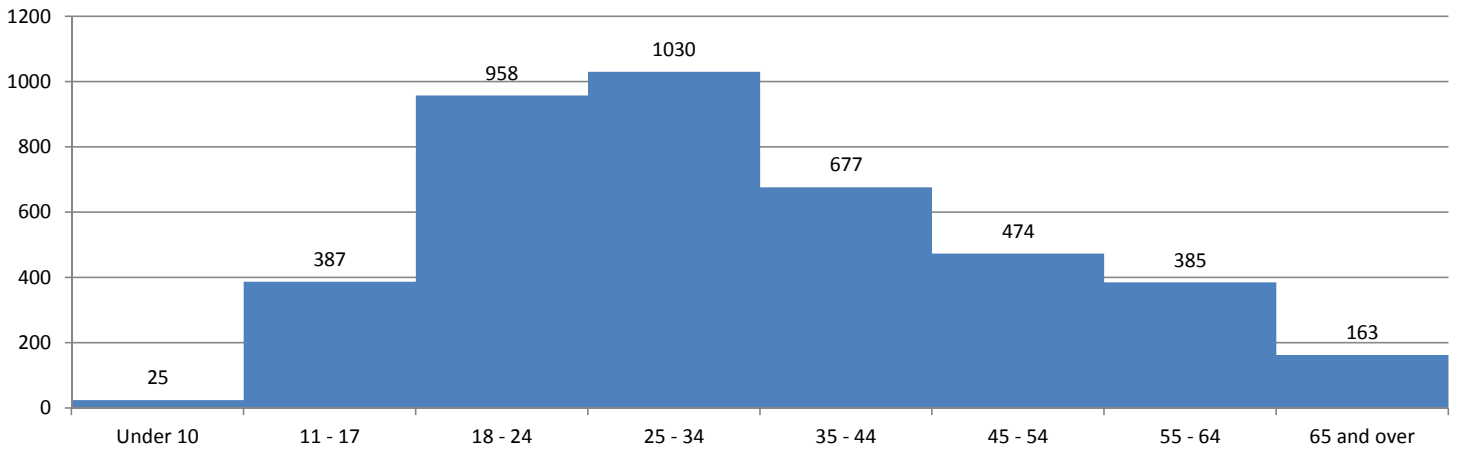


Robbery

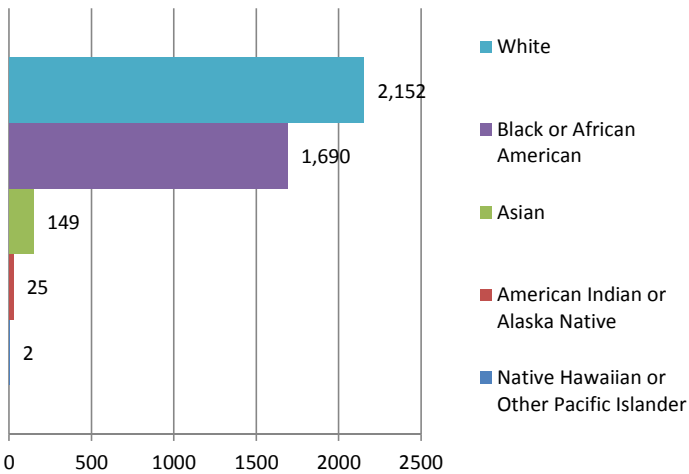
Type of Victim



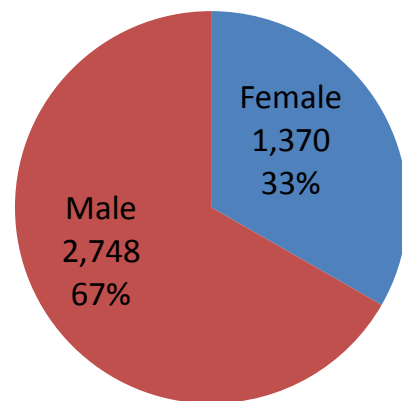
Known Age of Individual Victims



Number of Victims by Known Race

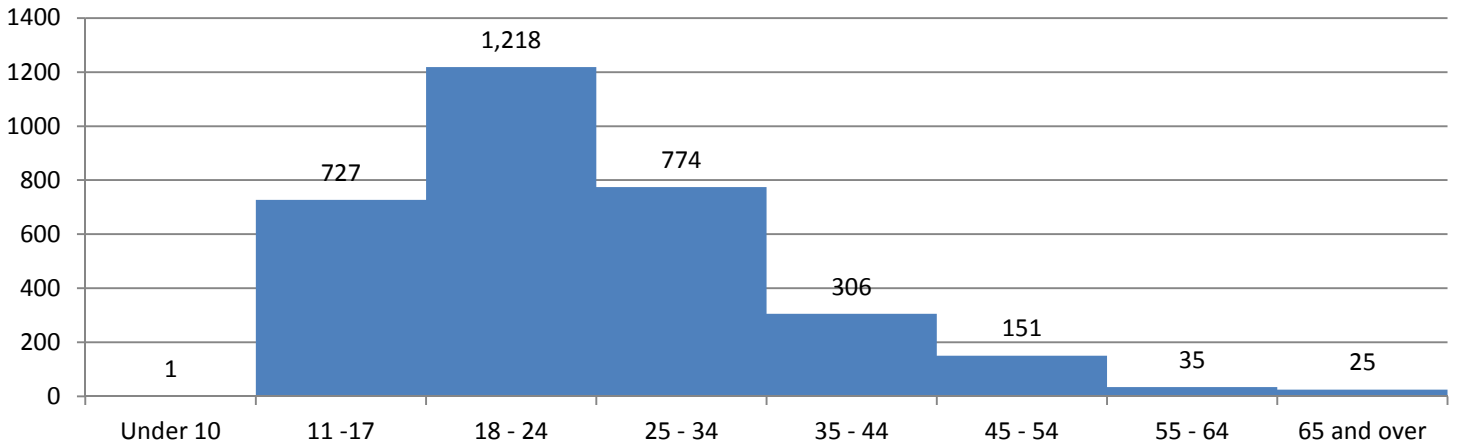


Number of Victims by Known Sex

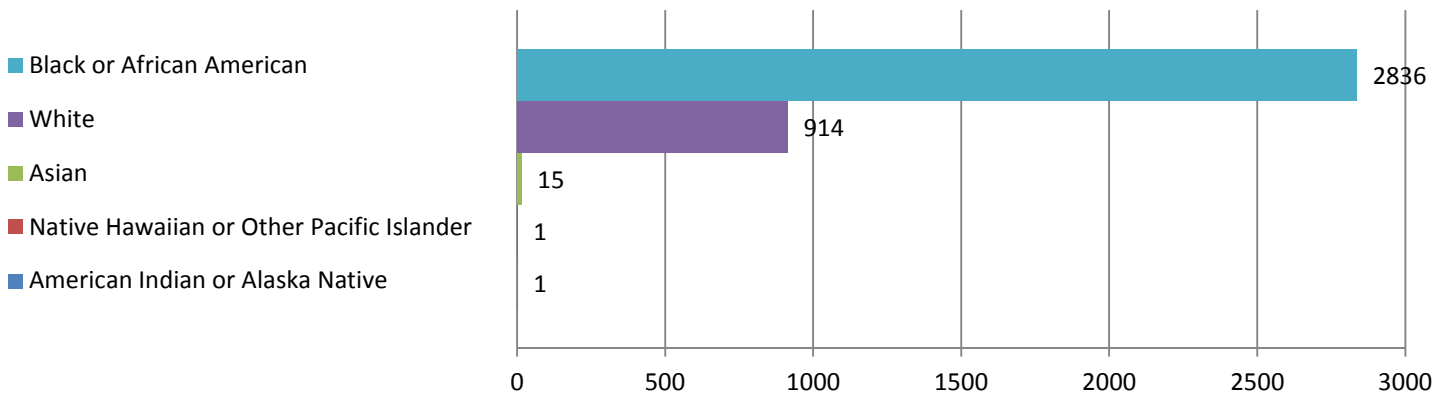


Robbery

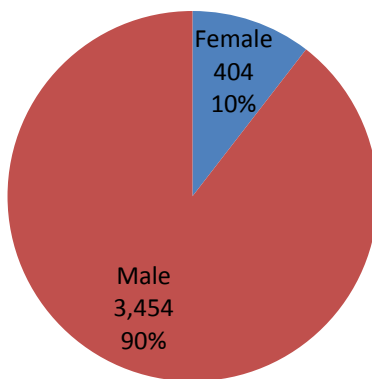
Number of Offenders by Known Age



Number of Offenders by Known Race



Number of Offenders by Known Sex

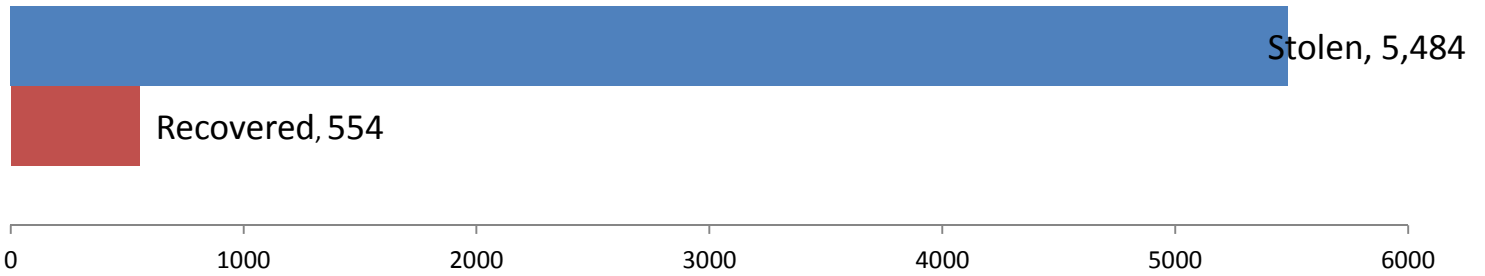


Types of Property Stolen in Robberies

Property Description	Total Property Value	Average Property Value
Automotive	\$ 1,066,534	\$ 7,898
Drug/Alcohol	\$ 271,455	\$ 4,245
Financial	\$ 1,446,035	\$ 820
Firearms/Weapons/Accessories Etc.	\$ 42,139	\$ 484
Merchandise/Goods	\$ 612,459	\$ 620
Other	\$ 139,283	\$ 375
Technology	\$ 505,900	\$ 622
Tools/Equipment	\$ 6,304	\$ 350

**Only properties valued over \$1 are included*

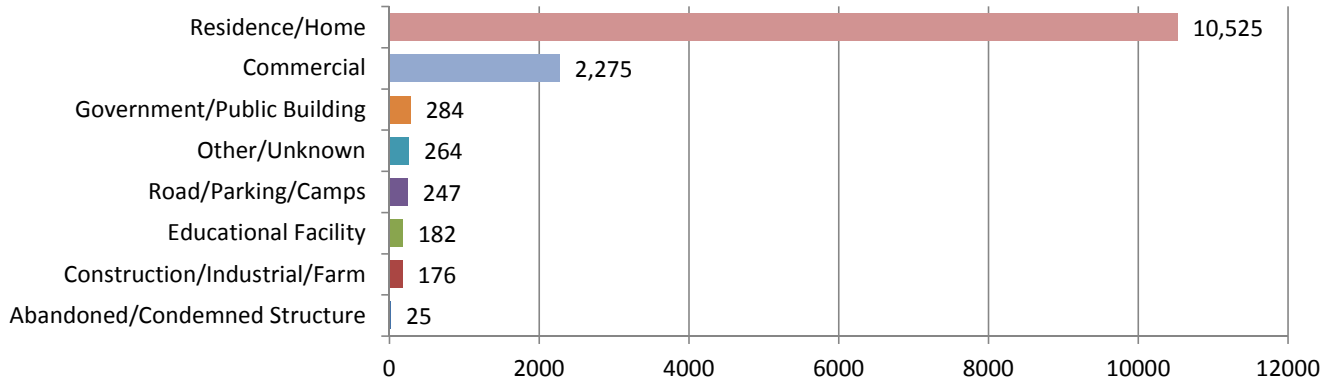
Number of Property Items Stolen vs. Recovered



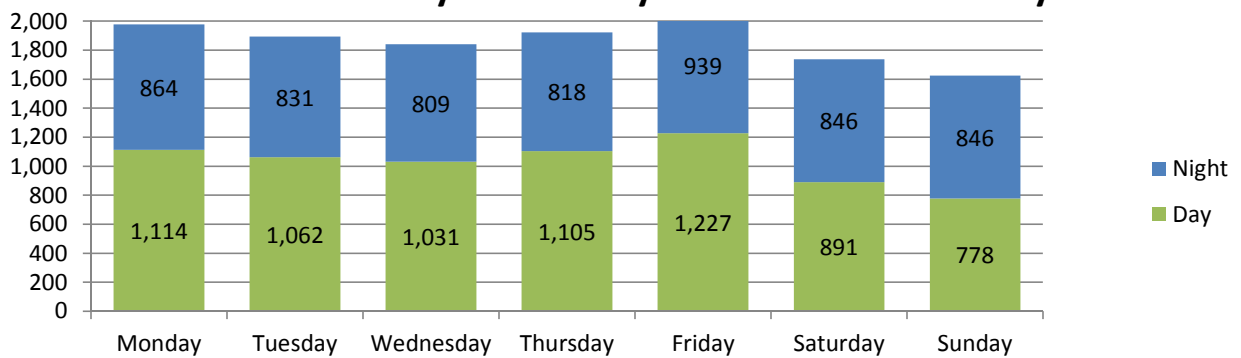
Burglary

There were 13,978 burglaries/attempted burglaries reported by contributing agencies in 2019.

Number of Crimes by Location Type



Number of Crimes by Known Day of Week & Time of Day



Point of Entry/Exit*	Type Entry	Type Exit
Door	3,124	3,048
Front	2,175	1,821
Rear	2,080	1,495
Window	1,850	595
Side	687	443
Unknown	428	679
Other	250	161
Patio/Sliding Dr.	229	181
Attached Garage	220	152
Vent/A.C.	99	31
Roof/Skylight	33	20
Wall	27	15
Balcony/Fire Escape	14	7
Vehicle	6	8
Attic	4	2
Floor	4	3
Hidden Within	2	1

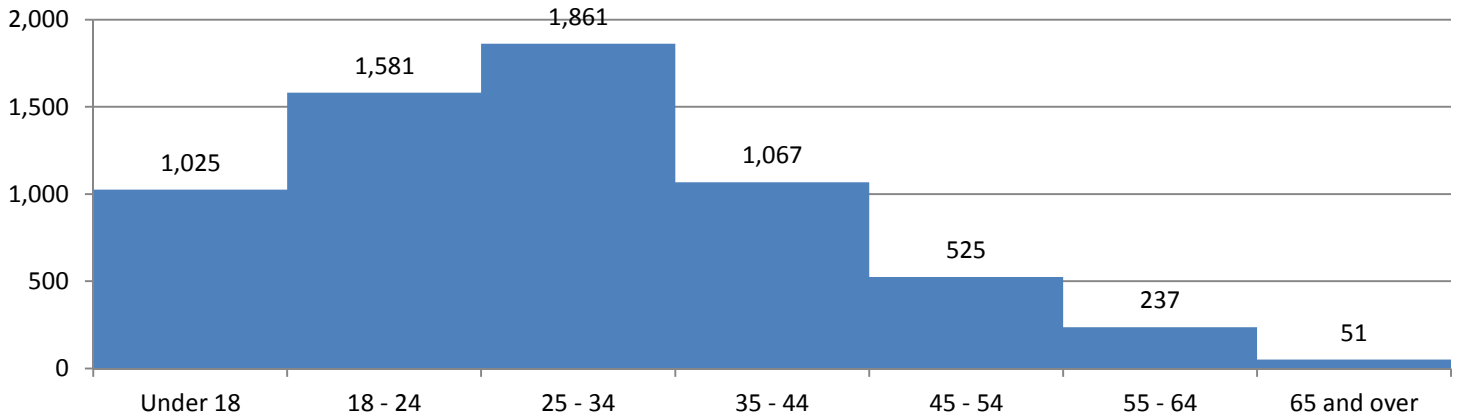
*up to 2 entry/exit types may be reported

Type of Known Security*	Number of Offenses
Locked	3,420
Unlocked	1,051
Camera	768
Dead Bolt	707
None	680
Alarm/Audio	434
Other	143
Fence	108
Alarm/Silent	96
Dog	87
Exterior Lights	83
Bars/Grate	27
Interior Lights	26
Guard	19
Neighborhood Watch	8

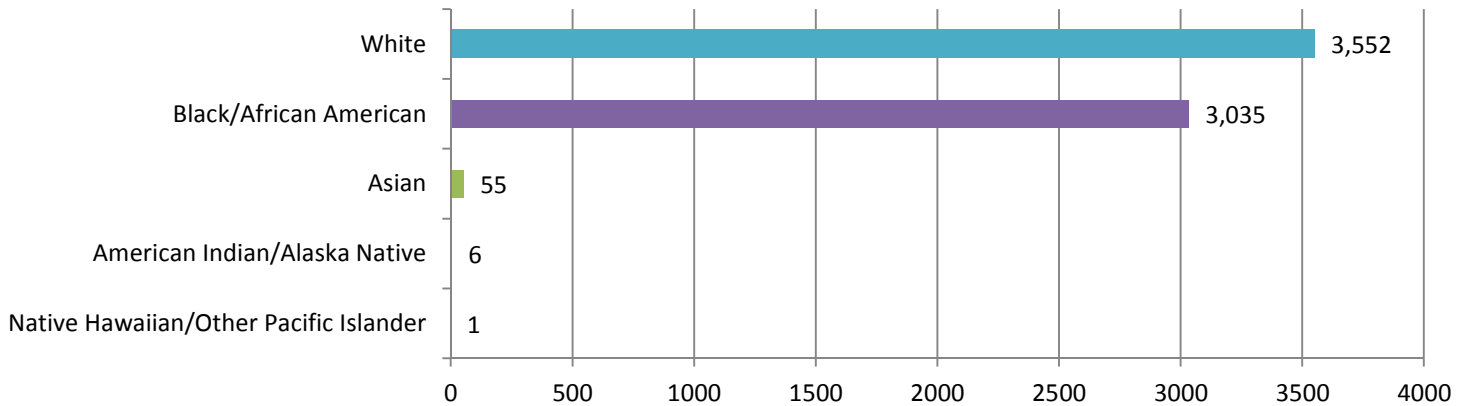
*up to 3 security types may be reported

Burglary

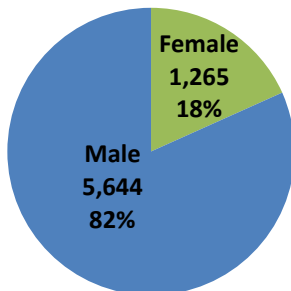
Number of Offenders by Known Age Range



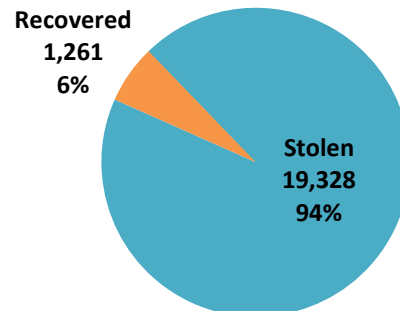
Number of Offenders by Known Race



Number of Offenders by Known Sex



Number of Property Items Stolen vs. Recovered



Property Stolen in Burglaries

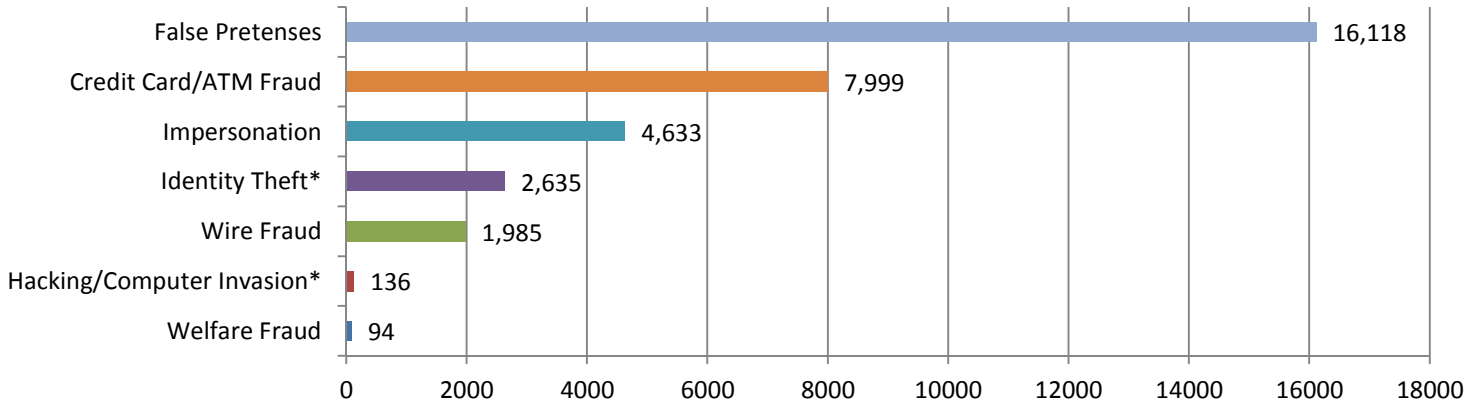
Property Description	Total Property Value*	Average Property Value*
Aircraft	\$ 819	\$ 819
Artistic Supplies/Accessories	\$ 7,280	\$ 331
Bicycles	\$ 172,537	\$ 1,250
Building Materials	\$ 295,204	\$ 2,684
Camping/Hunting/Fishing Equipment/Supplies	\$ 81,581	\$ 647
Chemicals	\$ 507	\$ 85
Clothes/Fur/Personal Possessions	\$ 1,085,940	\$ 903
Collections/Collectibles	\$ 326,673	\$ 2,532
Computer Hardware/Software	\$ 1,641,057	\$ 1,014
Consumable Goods	\$ 105,609	\$ 313
Crops	\$ 15,520	\$ 5,173
Drug/Alcohol	\$ 154,775	\$ 450
Explosives	\$ 1,409	\$ 94
Farm Equipment	\$ 59,357	\$ 1,696
Financial Instruments Except Money	\$ 92,795	\$ 1,521
Firearm Accessories	\$ 28,527	\$ 255
Firearms	\$ 990,468	\$ 1,205
Fuel	\$ 1,242	\$ 39
Gambling Equipment	\$ 964	\$ 138
Heavy Construction/Industrial Equipment	\$ 180,826	\$ 2,699
Household Goods	\$ 598,725	\$ 726
Jewelry/Precious Metals/Gems	\$ 6,533,470	\$ 4,825
Law Enforcement Equipment	\$ 2,400	\$ 400
Lawn/Yard/Garden Equipment	\$ 381,045	\$ 845
Logging Equipment	\$ 21,759	\$ 725
Medical/Medical Lab Equipment	\$ 31,254	\$ 1,563
Merchandise	\$ 533,029	\$ 2,866
Metals, Non-Precious	\$ 129,559	\$ 1,561
Money	\$ 4,368,702	\$ 1,931
Motorized Vehicle	\$ 1,232,763	\$ 8,057
Musical Instruments	\$ 211,919	\$ 1,999
Office-type Equipment	\$ 35,113	\$ 338
Other	\$ 1,854,468	\$ 826
Pets	\$ 21,586	\$ 720
Photographic/Optical Equipment	\$ 232,619	\$ 1,385
Portable Electronic Communications	\$ 514,963	\$ 908
Radios/TVs/VCRs/DVD Players	\$ 1,034,181	\$ 619
Recordings-Audio/Visual	\$ 92,649	\$ 536
Recreational/Sports Equipment	\$ 130,374	\$ 1,218
Tools	\$ 2,231,612	\$ 1,841
Trailers	\$ 10,949	\$ 1,095
Vehicle Parts/Accessories	\$ 146,581	\$ 952
Watercraft	\$ 13,225	\$ 1,889
Watercraft Equipment/Parts/Accessories	\$ 7,660	\$ 1,277
Weapons-Other	\$ 48,940	\$ 411

*Only properties valued over \$1 are included

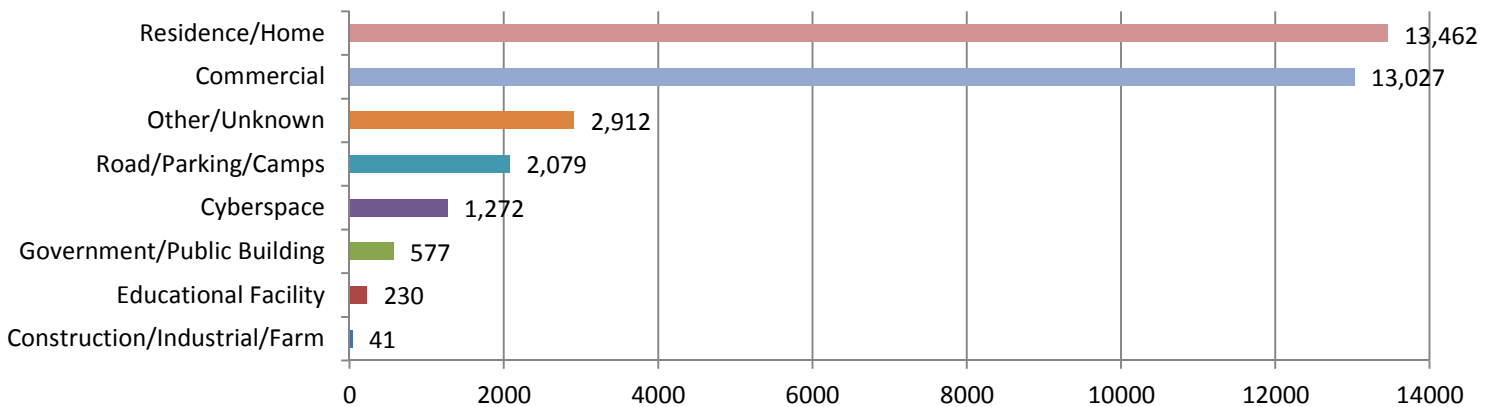
Fraud

There were 33,600 fraud/attempted fraud crimes reported by contributing agencies in 2019.

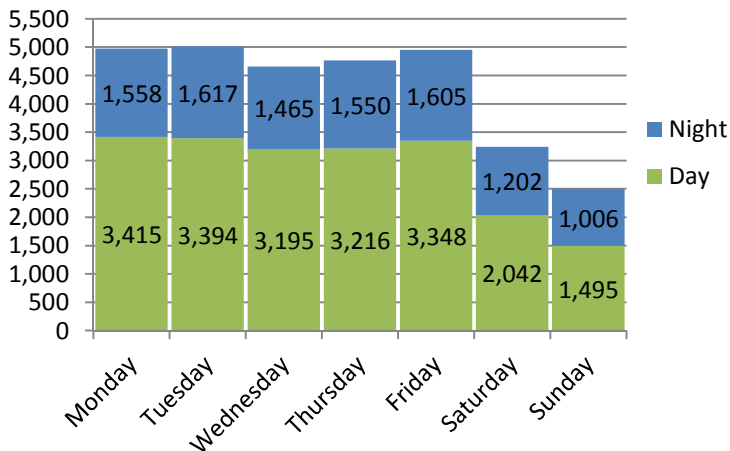
Number of Crimes by Type of Fraud



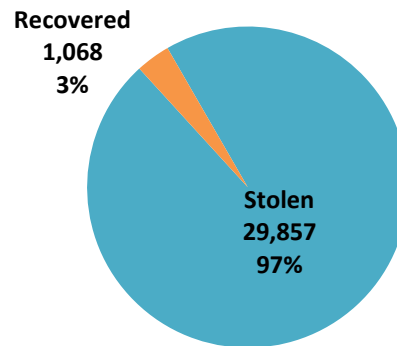
Number of Crimes by Location



Number of Crimes by Known Day of Week & Time



Number of Stolen vs. Recovered Properties



*Data collection for this offense began 3/2019; therefore, data does not represent a full year.


Property Stolen in Fraud

Property Description	Total Property Value*	Average Property Value*
Aircraft	\$ 50	\$ 50
Alcohol	\$ 3,694	\$ 80
Artistic Supplies/Accessories	\$ 1,700	\$ 340
Automobiles	\$ 9,334,499	\$ 20,470
Bicycles	\$ 100	\$ 100
Building Materials	\$ 56,610	\$ 3,145
Camping/Hunting/Fishing Equipment/Supplies	\$ 333	\$ 67
Chemicals	\$ 15	\$ 15
Clothes/Furs	\$ 135,502	\$ 934
Collections/Collectibles	\$ 3,681	\$ 736
Computer Hardware/Software	\$ 608,427	\$ 3,457
Consumable Goods	\$ 480,891	\$ 970
Drug/Narcotic Equipment	\$ 25	\$ 25
Drugs/Narcotics	\$ 30,928	\$ 348
Explosives	\$ 400	\$ 400
Farm Equipment	\$ 20,460	\$ 4,092
Firearm Accessories	\$ 1,523	\$ 381
Firearms	\$ 13,802	\$ 627
Fuel	\$ 6,597	\$ 254
Gambling Equipment	\$ 7,500	\$ 2,500
Heavy Construction/Industrial Equipment	\$ 97,764	\$ 8,147
Household Goods	\$ 104,592	\$ 1,260
Jewelry/Precious Metals/Gems	\$ 366,950	\$ 4,893
Law Enforcement Equipment	\$ 3,150	\$ 1,575
Lawn/Yard/Garden Equipment	\$ 72,743	\$ 3,307
Livestock	\$ 29,500	\$ 9,833
Logging Equipment	\$ 620	\$ 620
Medical/Medical Lab Equipment	\$ 6,049	\$ 2,016
Merchandise	\$ 1,498,216	\$ 1,368
Metals, Non-Precious	\$ 18,298	\$ 3,660
Money	\$ 87,581,640	\$ 7,228
Musical Instruments	\$ 8,994	\$ 999
Negotiable Instruments	\$ 5,467,491	\$ 6,627
Office-type Equipment	\$ 6,803	\$ 1,361
Other	\$ 5,433,651	\$ 2,204
Other Motor Vehicles	\$ 217,566	\$ 12,087
Pets	\$ 8,550	\$ 2,850
Photographic/Optical Equipment	\$ 22,697	\$ 1,621
Portable Electronic Communications	\$ 518,865	\$ 2,189
Purses/Handbags/Wallets	\$ 14,868	\$ 354
Radios/TVs/VCRs/DVD Players	\$ 98,570	\$ 1,760
Recordings-Audio/Visual	\$ 2,830	\$ 708
Recreational Vehicles	\$ 107,294	\$ 15,328
Recreational/Sports Equipment	\$ 9,642	\$ 804
Structures - Commercial/Business	\$ 5,600	\$ 5,600
Structures - Other	\$ 715	\$ 238
Structures - Single Occupancy Dwellings	\$ 153,898	\$ 21,985
Tools	\$ 141,295	\$ 2,078
Trailers	\$ 24,582	\$ 6,146
Trucks	\$ 1,133,736	\$ 40,491
Vehicle Parts/Accessories	\$ 157,032	\$ 2,662
Watercraft	\$ 14,200	\$ 7,100
Watercraft Equipment/Parts/Accessories	\$ 2,000	\$ 2,000
Weapons-Other	\$ 15	\$ 15

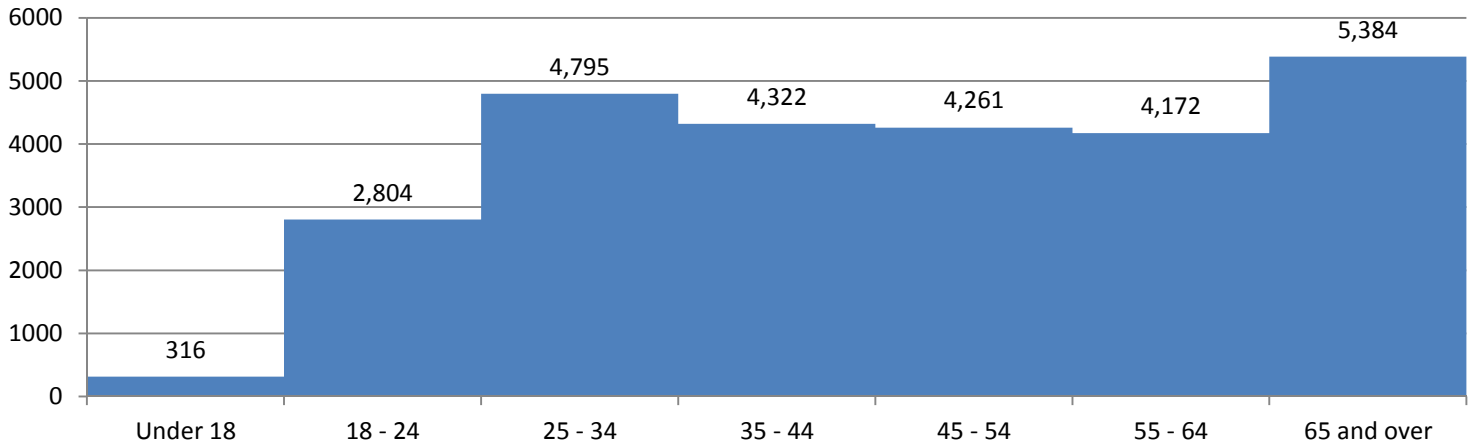
*Only properties valued over \$1 are included

Fraud

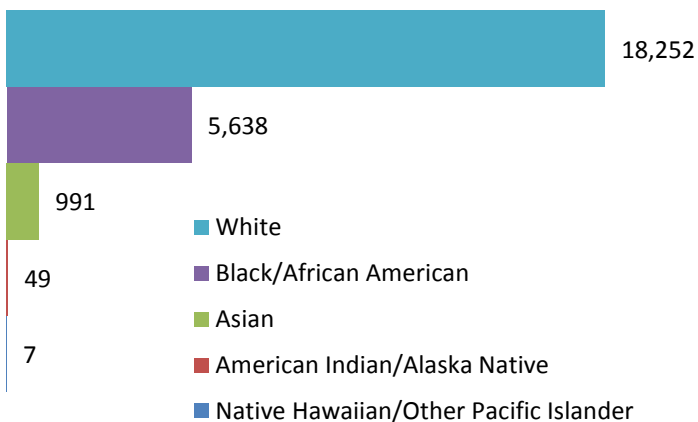
Number of Victims by Known Victim Type



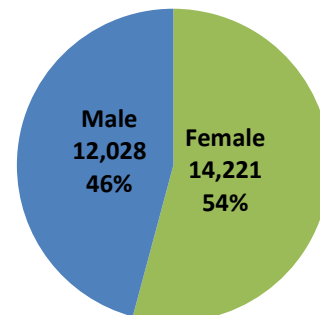
Known Age Range of Individual Victims



Known Race of Individual Victims

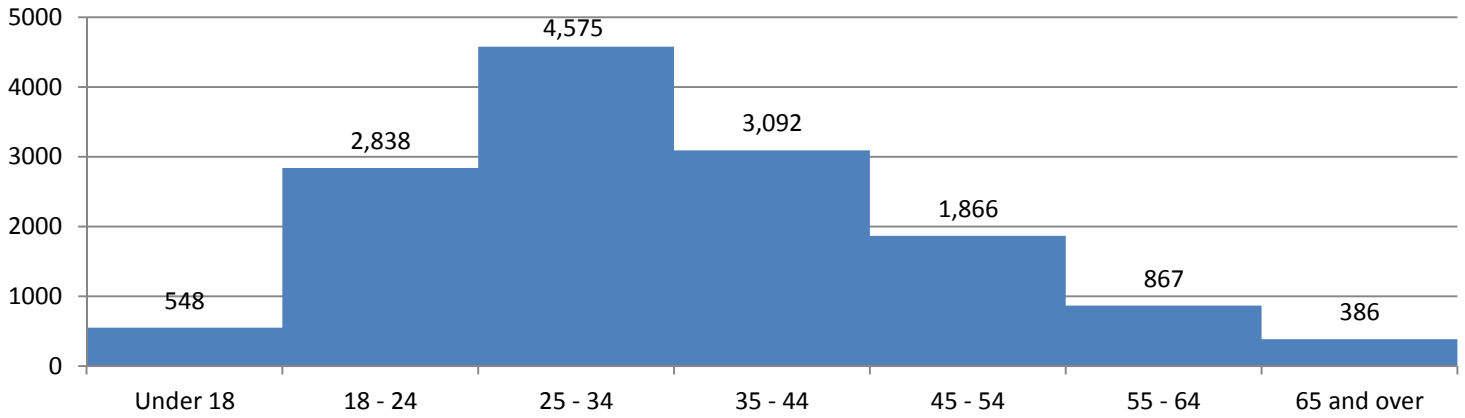


Known Sex of Individual Victims

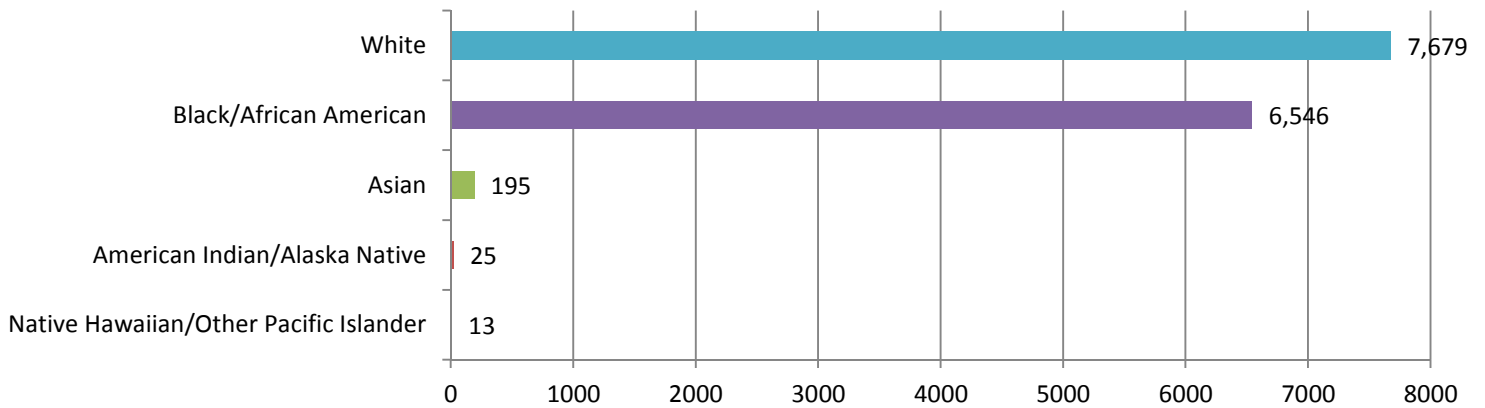


Fraud

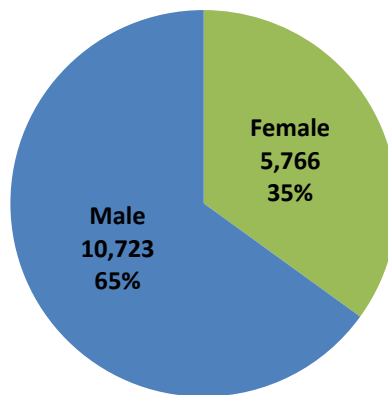
Number of Offenders by Known Age



Number of Offenders by Known Race



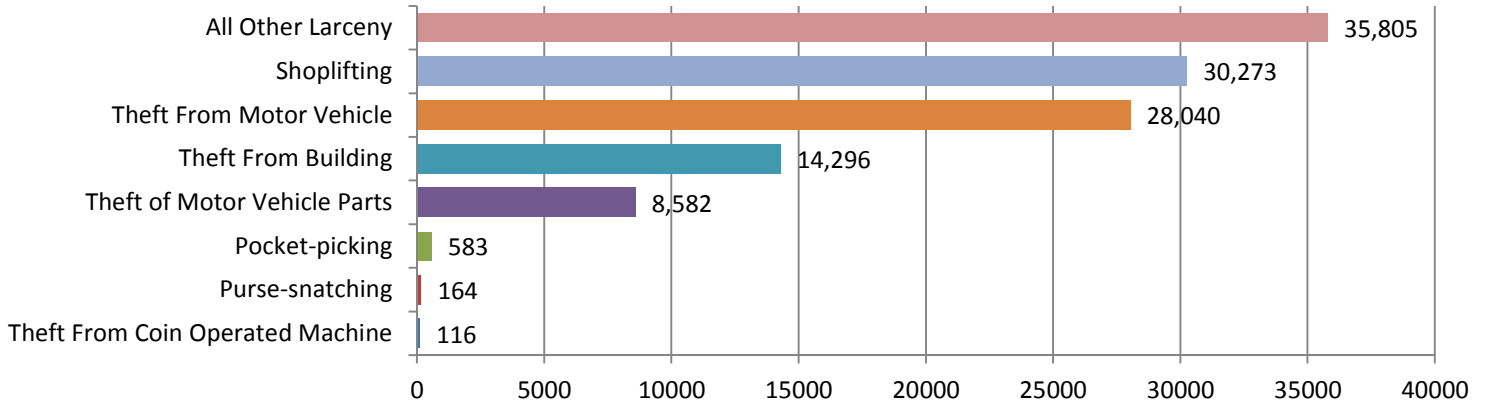
Number of Offenders by Known Sex



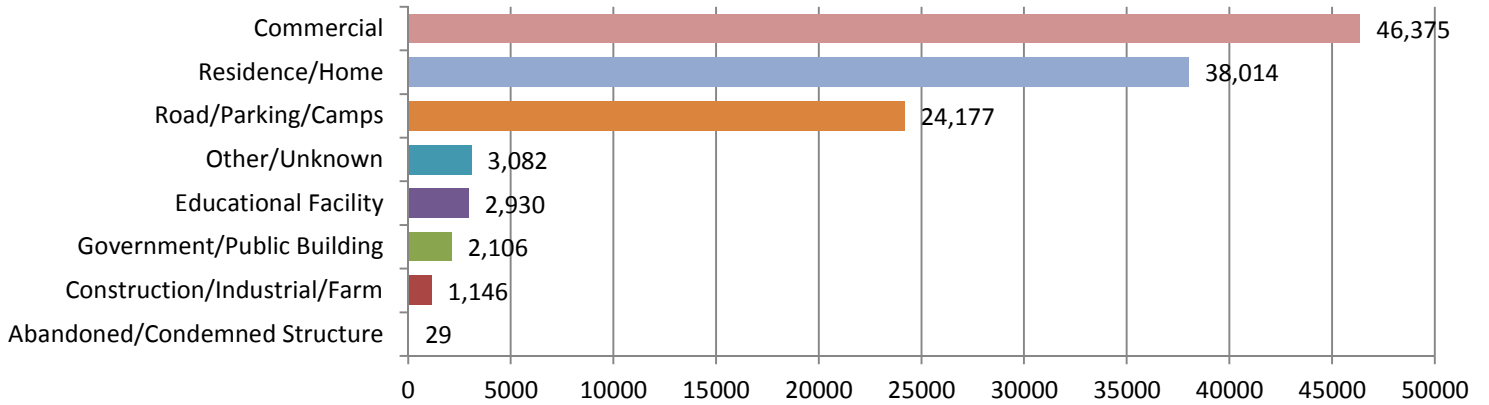
Larceny

There were 117,859 larcenies/attempted larcenies reported by contributing agencies in 2019.

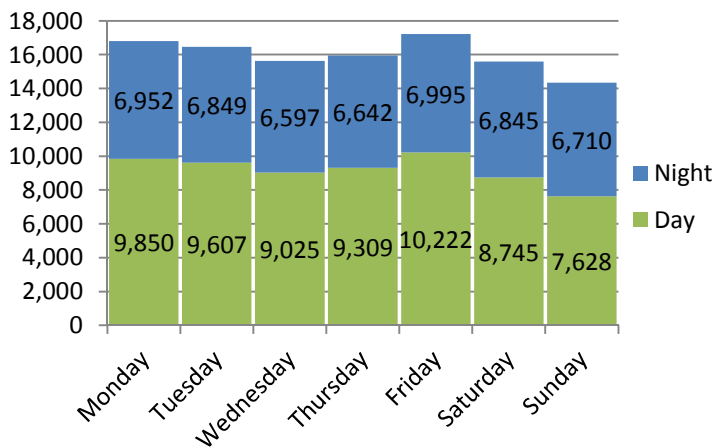
Number of Crimes by Type of Larceny



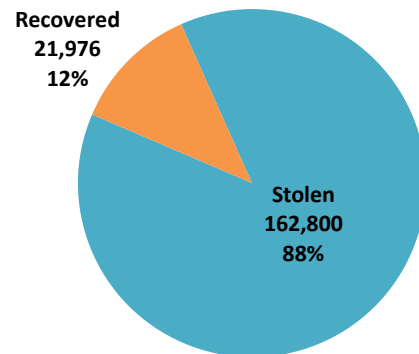
Number of Crimes by Location



Number of Crimes by Known Day of Week & Time



Number of Properties Stolen vs. Recovered



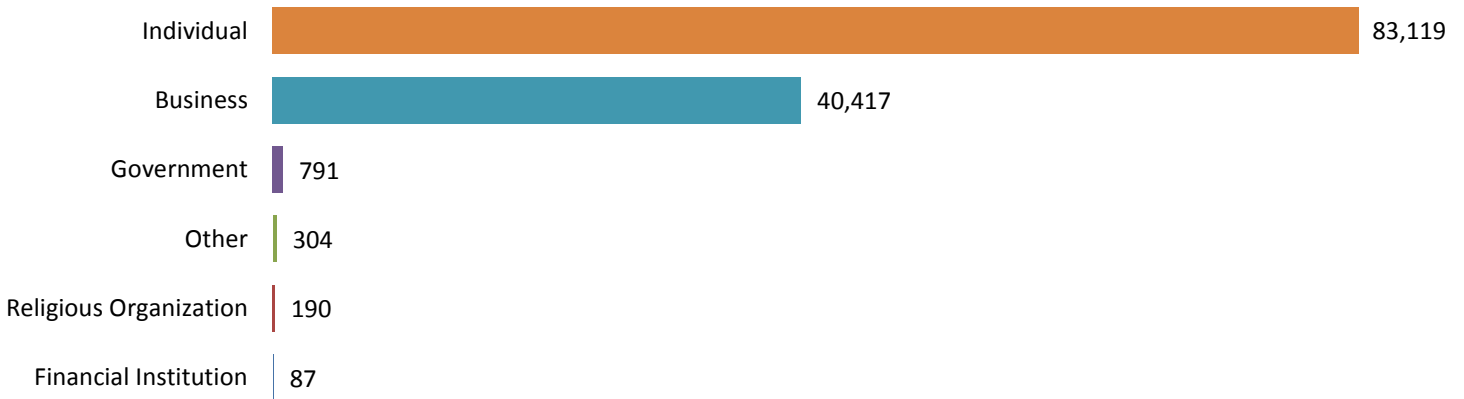
Property Stolen in Larcenies

Property Description	Total Property Value*	Average Property Value*
Aircraft	\$ 162,380	\$ 81,190
Aircraft Parts/Accessories	\$ 20,823	\$ 905
Alcohol	\$ 269,550	\$ 65
Artistic Supplies/Accessories	\$ 41,820	\$ 340
Automobiles	\$ 36,700	\$ 9,175
Bicycles	\$ 1,329,095	\$ 471
Building Materials	\$ 911,847	\$ 1,600
Camping/Hunting/Fishing Equipment/Supplies	\$ 172,638	\$ 395
Chemicals	\$ 9,676	\$ 119
Clothes/Furs	\$ 2,956,689	\$ 316
Collections/Collectibles	\$ 3,951,740	\$ 14,912
Computer Hardware/Software	\$ 4,661,619	\$ 907
Consumable Goods	\$ 777,267	\$ 109
Crops	\$ 96,755	\$ 1,536
Drug/Narcotic Equipment	\$ 3,774	\$ 189
Drugs/Narcotics	\$ 1,231,479	\$ 911
Explosives	\$ 5,476	\$ 101
Farm Equipment	\$ 923,701	\$ 3,665
Firearm Accessories	\$ 70,594	\$ 176
Firearms	\$ 2,129,075	\$ 582
Fuel	\$ 47,795	\$ 115
Gambling Equipment	\$ 12,675	\$ 423
Heavy Construction/Industrial Equipment	\$ 4,021,774	\$ 8,705
Household Goods	\$ 1,809,367	\$ 622
Jewelry/Precious Metals/Gems	\$ 11,507,156	\$ 2,924
Law Enforcement Equipment	\$ 63,762	\$ 759
Lawn/Yard/Garden Equipment	\$ 1,507,232	\$ 964
Livestock	\$ 238,066	\$ 3,779
Logging Equipment	\$ 160,691	\$ 1,806
Medical/Medical Lab Equipment	\$ 1,036,064	\$ 4,841
Merchandise	\$ 2,595,355	\$ 264
Metals, Non-Precious	\$ 697,617	\$ 2,215
Money	\$ 12,384,674	\$ 769
Musical Instruments	\$ 251,015	\$ 1,201
Negotiable Instruments	\$ 1,281,277	\$ 1,445
Office-type Equipment	\$ 152,611	\$ 370
Other	\$ 12,019,467	\$ 570
Pets	\$ 178,174	\$ 857
Photographic/Optical Equipment	\$ 656,388	\$ 1,209
Portable Electronic Communications	\$ 4,864,580	\$ 599
Purses/Handbags/Wallets	\$ 1,584,352	\$ 168
Radios/TVs/VCRs/DVD Players	\$ 1,120,037	\$ 425
Recordings-Audio/Visual	\$ 205,964	\$ 369
Recreational/Sports Equipment	\$ 1,476,077	\$ 2,385
Structures - Commercial/Business	\$ 7,991	\$ 1,332
Structures - Industrial/Manufacturing	\$ 155	\$ 52
Structures - Other	\$ 20,872	\$ 994
Structures - Other Dwellings	\$ 875	\$ 219
Structures - Public/Community	\$ 302	\$ 101
Structures - Single Occupancy Dwellings	\$ 2,580	\$ 369
Structures - Storage	\$ 20,458	\$ 1,705
Tools	\$ 6,209,280	\$ 1,190
Trailers	\$ 1,588,583	\$ 3,484
Vehicle Parts/Accessories	\$ 3,604,111	\$ 436
Watercraft	\$ 220,576	\$ 2,322
Watercraft Equipment/Parts/Accessories	\$ 92,224	\$ 1,263
Weapons-Other	\$ 101,897	\$ 219

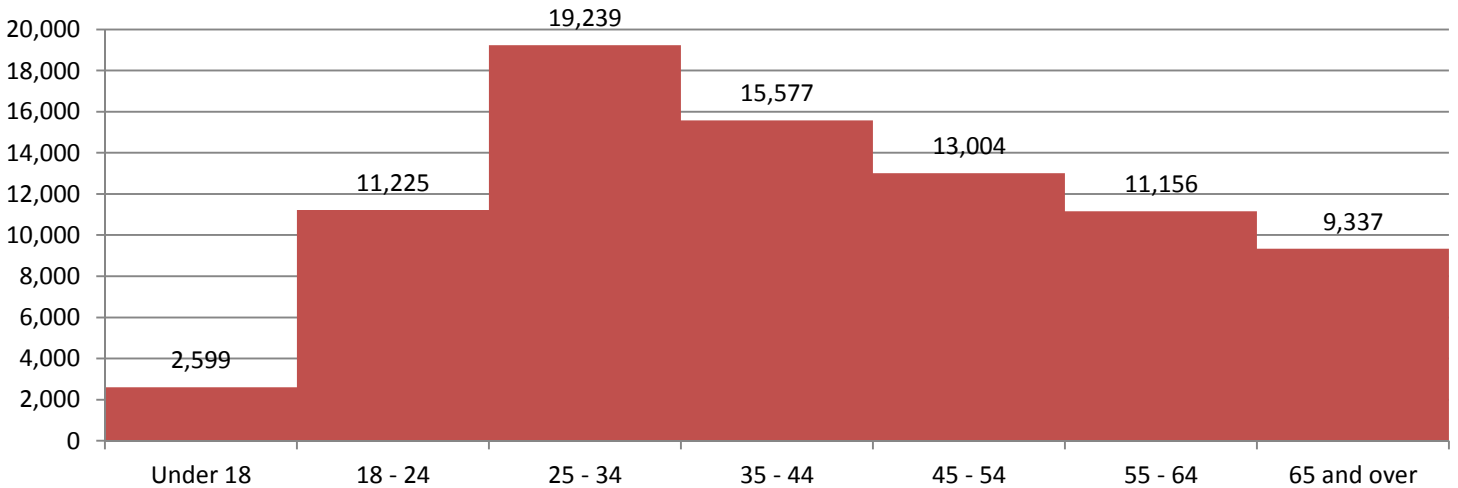
*Only properties valued over \$1 are included

Larceny

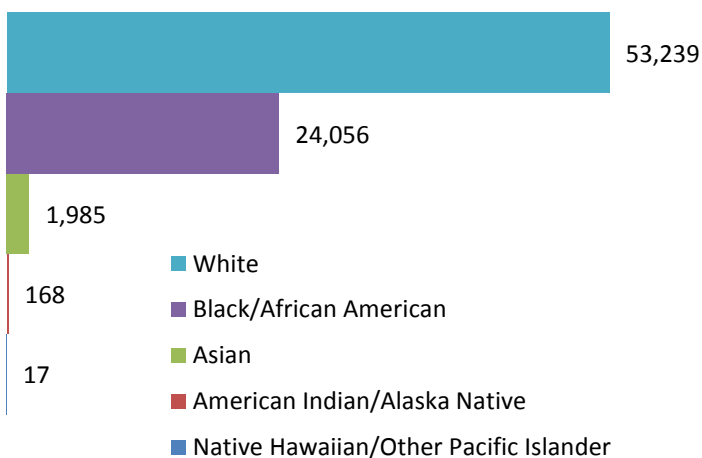
Number of Victims by Known Victim Type



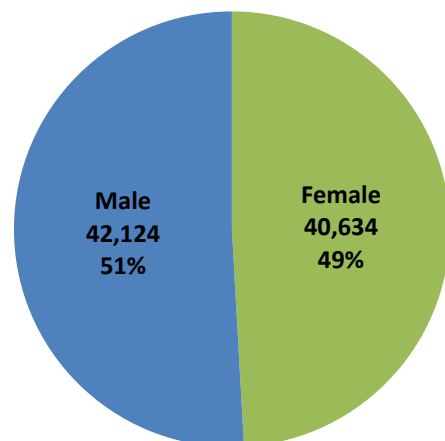
Known Age Range of Individual Victims



Known Race of Individual Victims

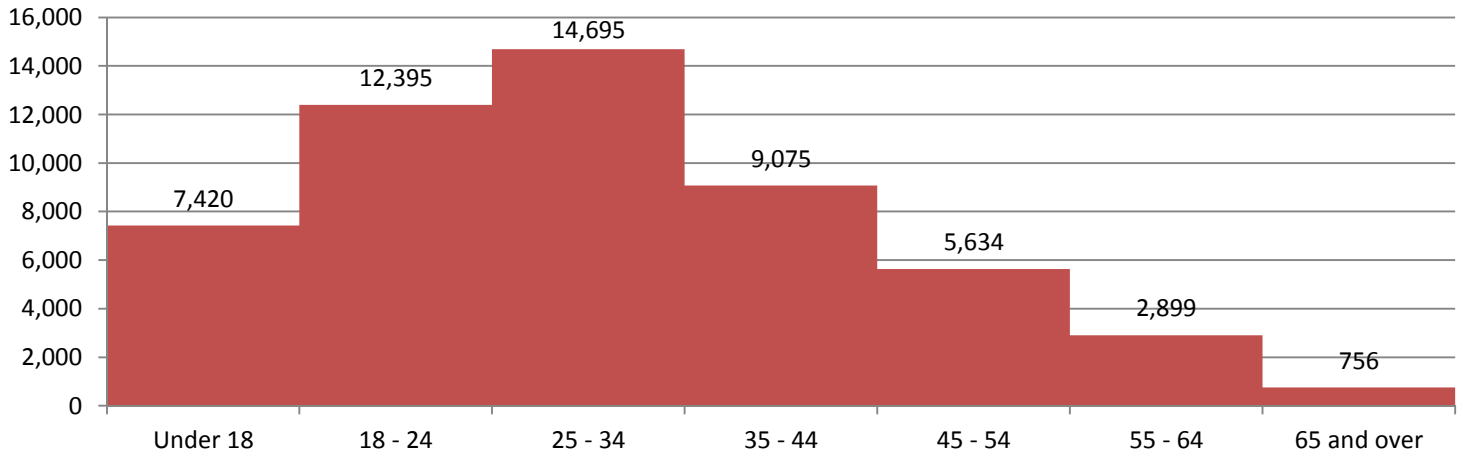


Known Sex of Individual Victims

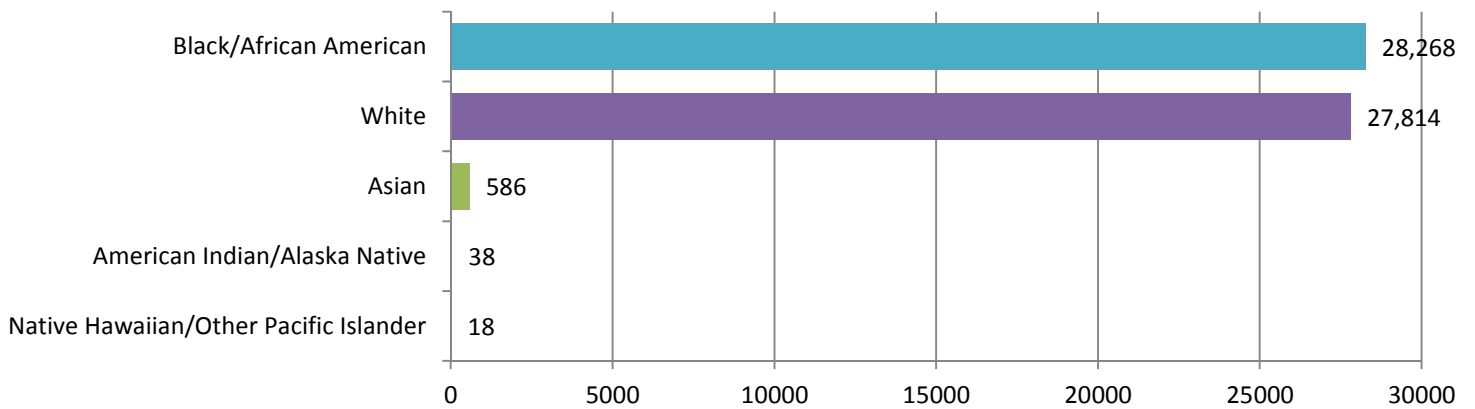


Larceny

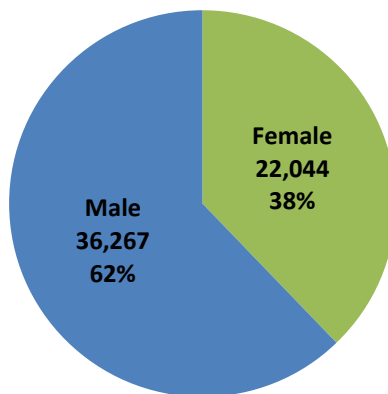
Number of Offenders by Known Offender Age Range



Number of Offenders by Known Race



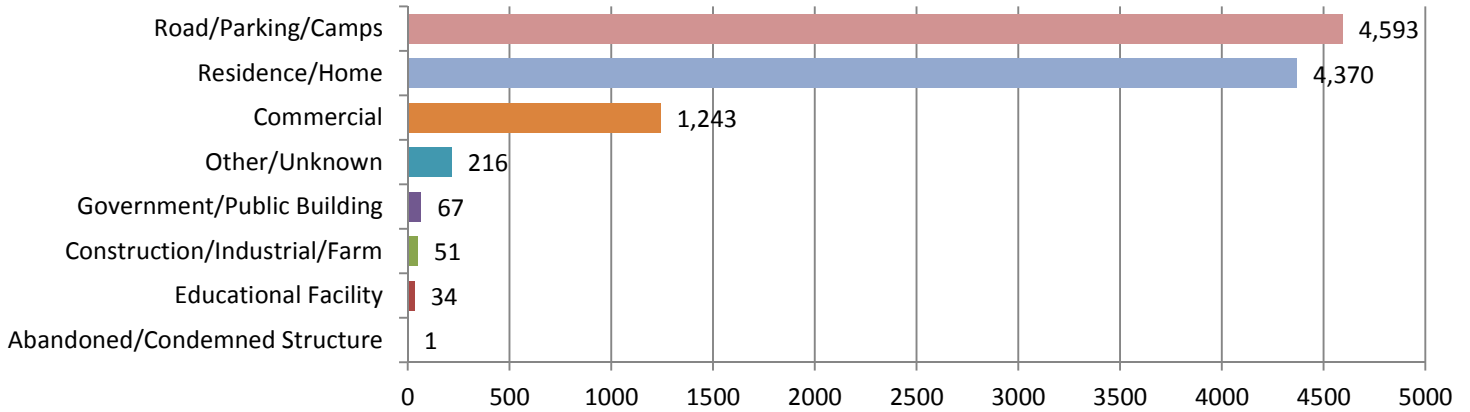
Number of Offenders by Known Sex



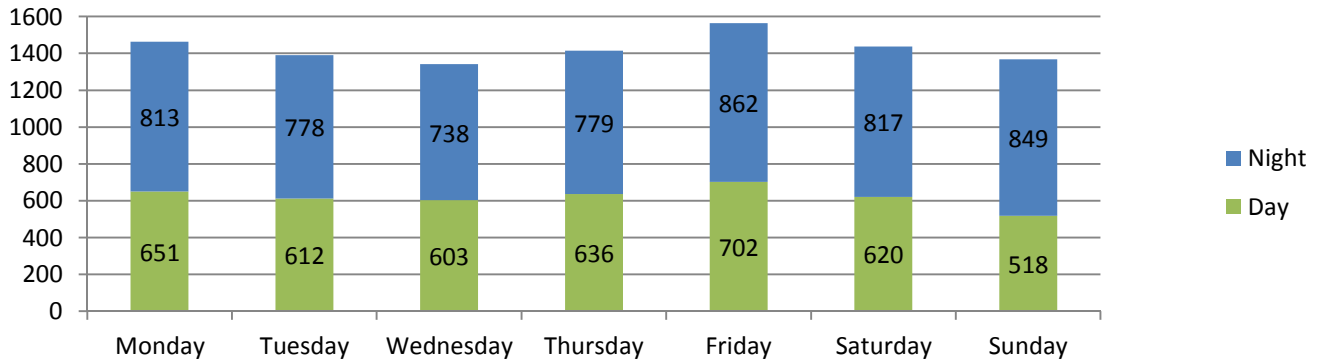
Motor Vehicle Theft

There were 10,044 motor vehicle theft/attempted theft offenses reported by contributing agencies in 2019.
A total of 10,575 motor vehicles were stolen.

Number of Motor Vehicles Stolen by Location



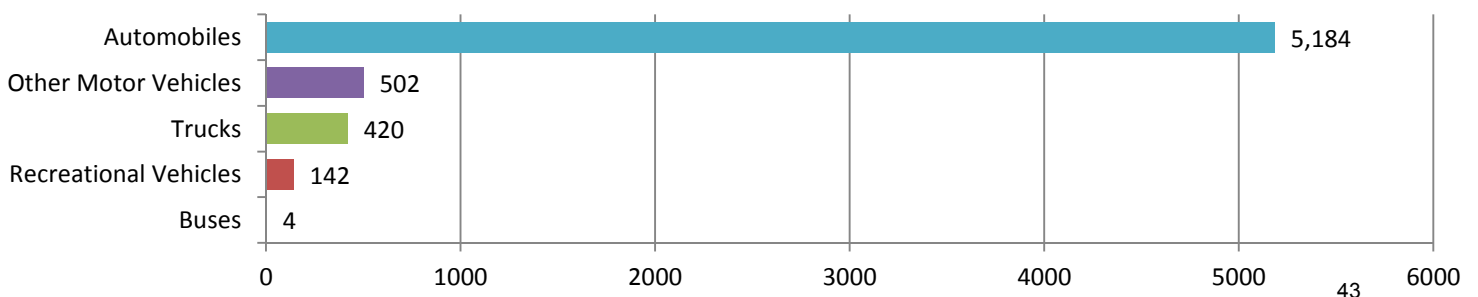
Number of Motor Vehicles Stolen by Known Day of Week & Time



Property Description	Count Stolen*	Total Property Value*	Average Property Value*
Automobiles	7,978	\$ 79,090,366	\$ 11,121
Other Motor Vehicles	1,420	\$ 9,139,236	\$ 7,129
Trucks	644	\$ 8,303,336	\$ 14,748
Recreational Vehicles	369	\$ 2,789,783	\$ 10,182
Buses	5	\$ 36,250	\$ 12,083

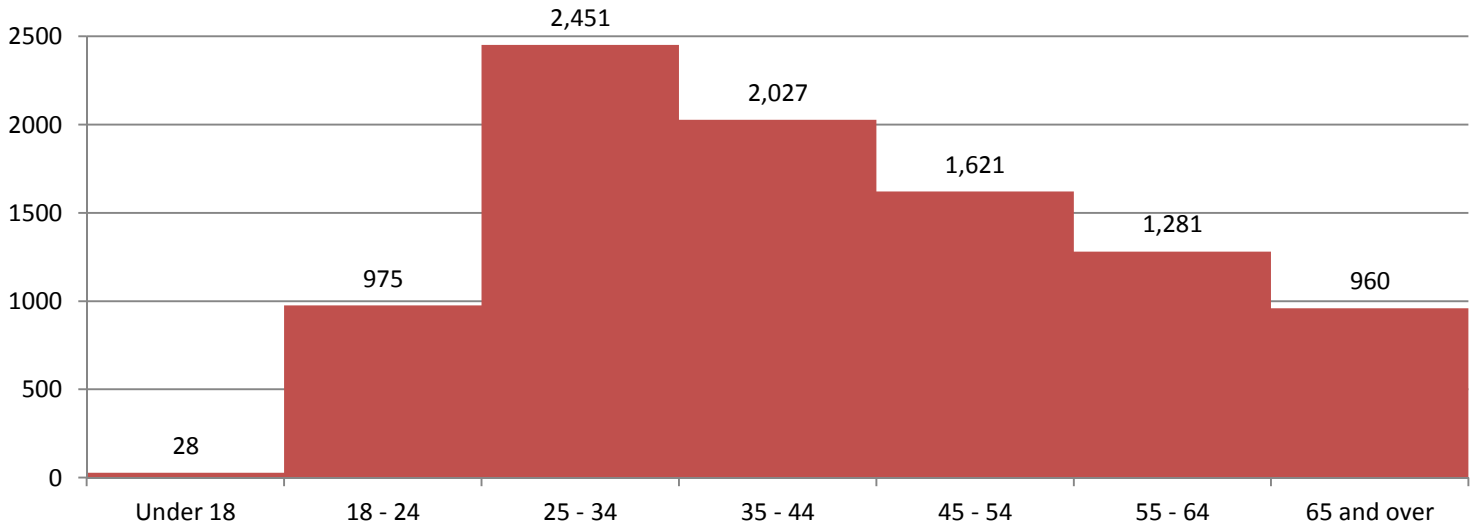
*Only properties valued over \$1 are included

Number of Recovered Vehicles

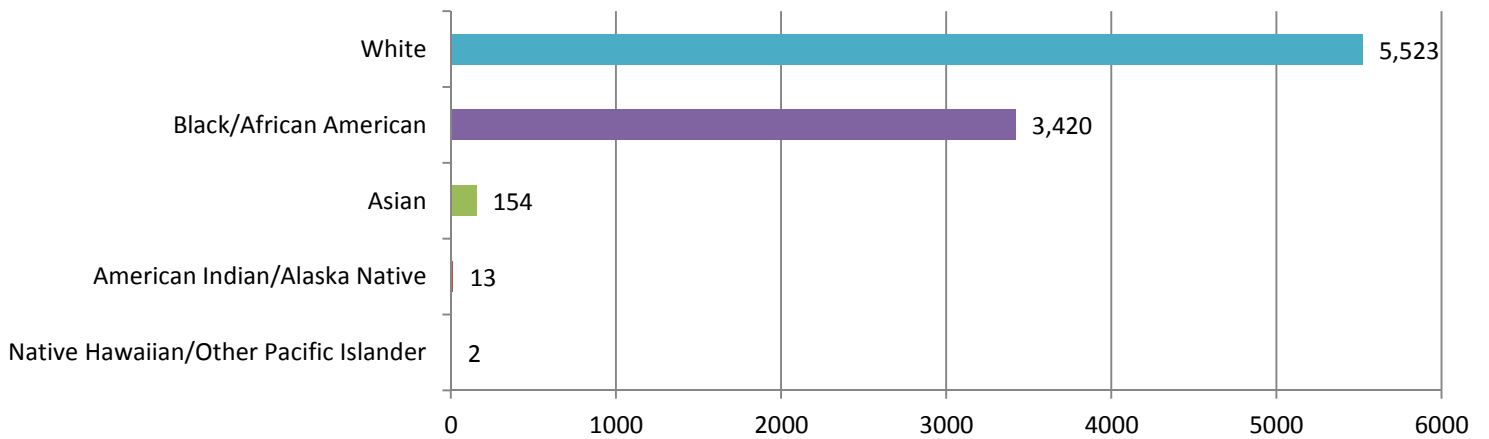


Motor Vehicle Theft

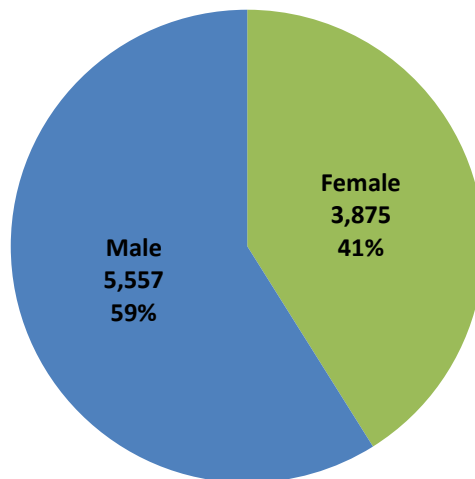
Number of Victims by Known Age Range



Number of Victims by Known Race

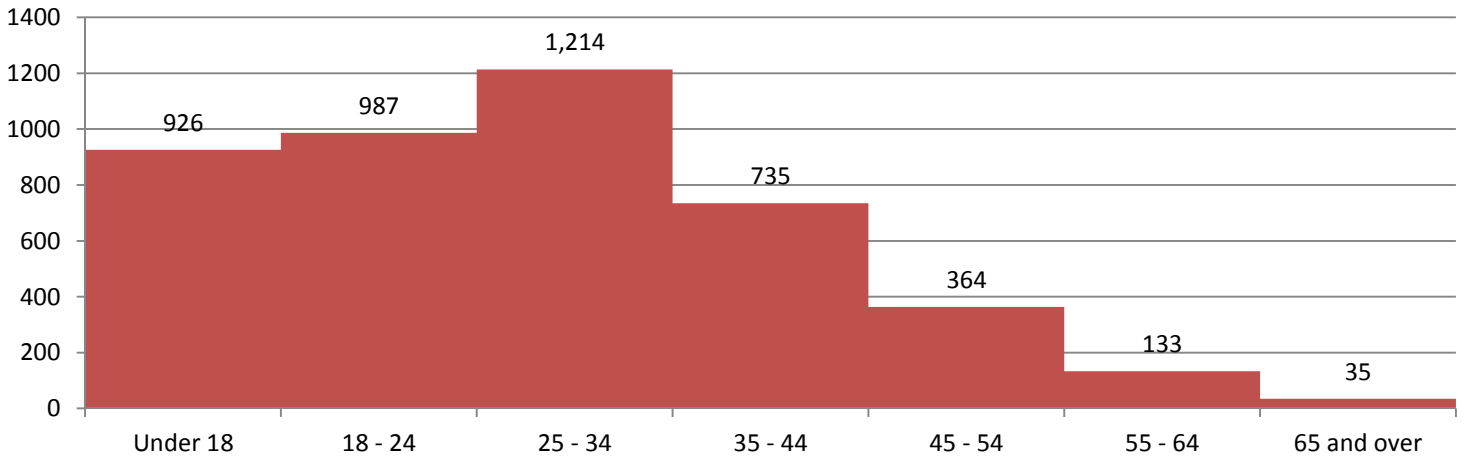


Number of Victims by Known Sex

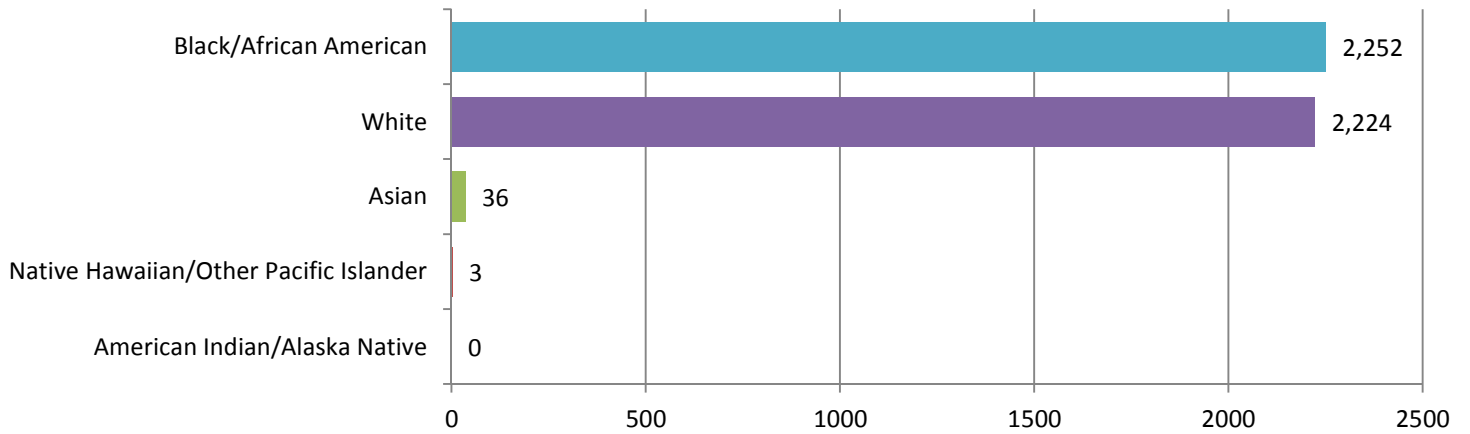


Motor Vehicle Theft

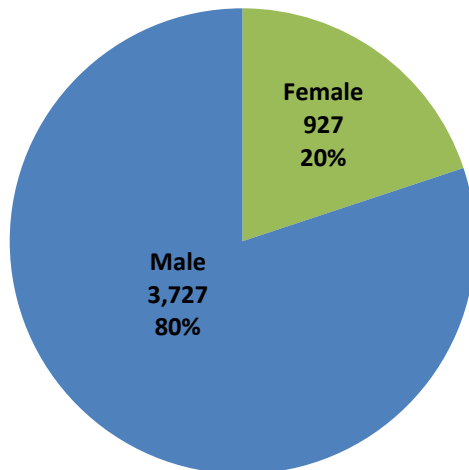
Number of Offenders by Known Age Range



Number of Offenders by Known Race



Number of Offenders by Known Sex



All Property Crimes

Value of Property Stolen & Recovered by Property Type

Property Description	Value Stolen*	Value Recovered*
Automotive	\$ 120,130,341	\$ 70,476,966
Financial	\$ 137,868,086	\$ 1,608,939
Merchandise/Goods	\$ 41,364,240	\$ 3,653,805
Other	\$ 36,679,880	\$ 2,213,940
Structures	\$ 214,225	\$ 9,332
Technology	\$ 17,265,669	\$ 1,725,657
Tools/Equipment	\$ 29,000,677	\$ 1,560,185
TOTAL	\$ 382,523,118	\$ 81,248,824

Please note that property recovered may have been stolen prior to 2019.

Value of Property Stolen by Type of Offense

Offense Type	Number of Offenses*	Total Property Value*	Average Property Value*
Bribery	3	\$ 10,800	\$ 3,600
Burglary/Breaking & Entering	9,124	\$ 25,662,635	\$ 1,489
Embezzlement	2,375	\$ 45,413,074	\$ 17,453
Extortion/Blackmail	146	\$ 1,039,503	\$ 7,120
Motor Vehicle Theft	9,232	\$ 100,738,714	\$ 9,664
Robbery	2,818	\$ 4,090,109	\$ 964
Fraud Offenses			
Credit Card/Automatic Teller Fraud	5,809	\$ 8,327,874	\$ 1,399
False Pretenses/Swindle/Confidence Game	10,419	\$ 87,135,536	\$ 8,181
Hacking/Computer Invasion**	25	\$ 198,743	\$ 7,950
Identity Theft**	109	\$ 416,696	\$ 3,754
Impersonation	429	\$ 2,450,624	\$ 5,532
Welfare Fraud	66	\$ 513,692	\$ 7,783
Wire Fraud	1,539	\$ 14,993,988	\$ 9,692
Larceny Offenses			
Pocket-picking	532	\$ 373,773	\$ 558
Purse-snatching	144	\$ 71,179	\$ 287
Shoplifting	28,954	\$ 7,625,630	\$ 231
Theft From Building	13,034	\$ 22,926,839	\$ 1,320
Theft From Coin Operated Machine/Device	94	\$ 67,473	\$ 696
Theft From Motor Vehicle	22,796	\$ 17,716,895	\$ 495
Theft of Motor Vehicle Parts/Accessories	5,969	\$ 2,542,944	\$ 421
All Other Larceny	31,219	\$ 40,180,039	\$ 1,056

*Only properties valued over \$1 are included

**Data collection for this offense began in March 2019; therefore, data does not represent a full year.

CRIMES AGAINST SOCIETY

Drug/Narcotic Violations

The unlawful cultivation, manufacture, distribution, sale, purchase, use, possession, transportation, or importation of any controlled drug or narcotic substance

Drug Equipment Violations

The unlawful manufacture, sale, purchase, possession, or transportation of equipment or devices utilized in preparing and/or using drugs or narcotics

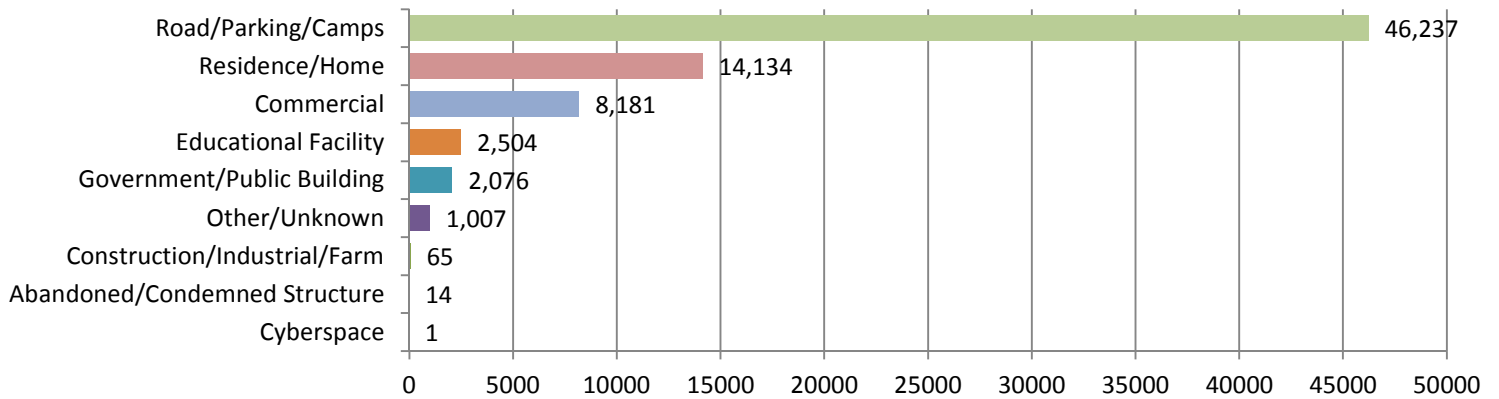
Pornography/Obscene Material

The violation of laws or ordinances prohibiting the manufacture, publishing, sale, purchase, or possession of sexually explicit material, e.g., literature or photographs

Drug/Narcotics & Equipment Violations

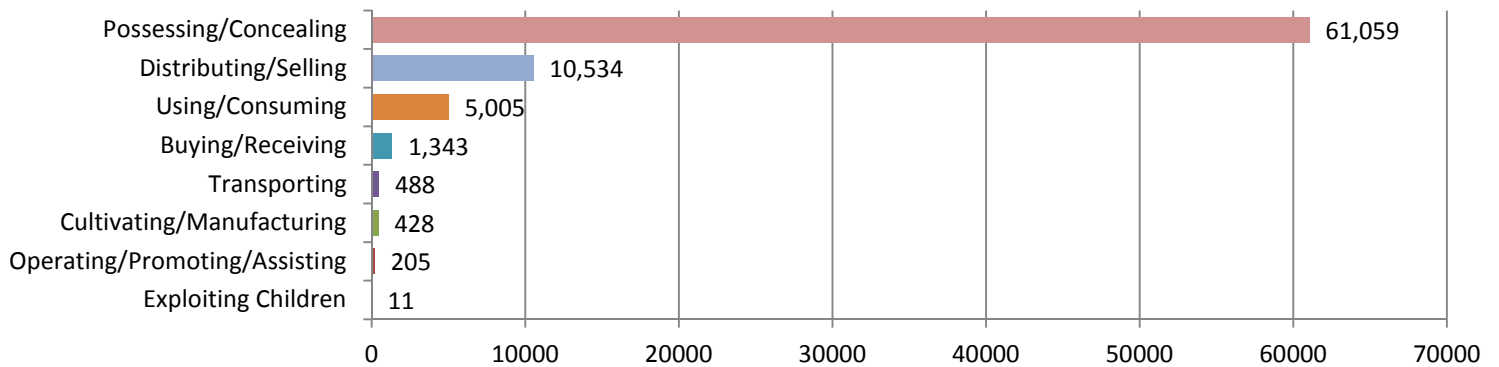
There were 74,219 Drug/Narcotics and Equipment Violations, including attempts, reported by contributing agencies in 2019. Furthermore, there were 44,700 arrests for Drug/Narcotics and Equipment Violations during the same time period.

Number of Drug Crimes by Location



Number of Drug Crimes by Criminal Activity Type

up to 3 types per offense



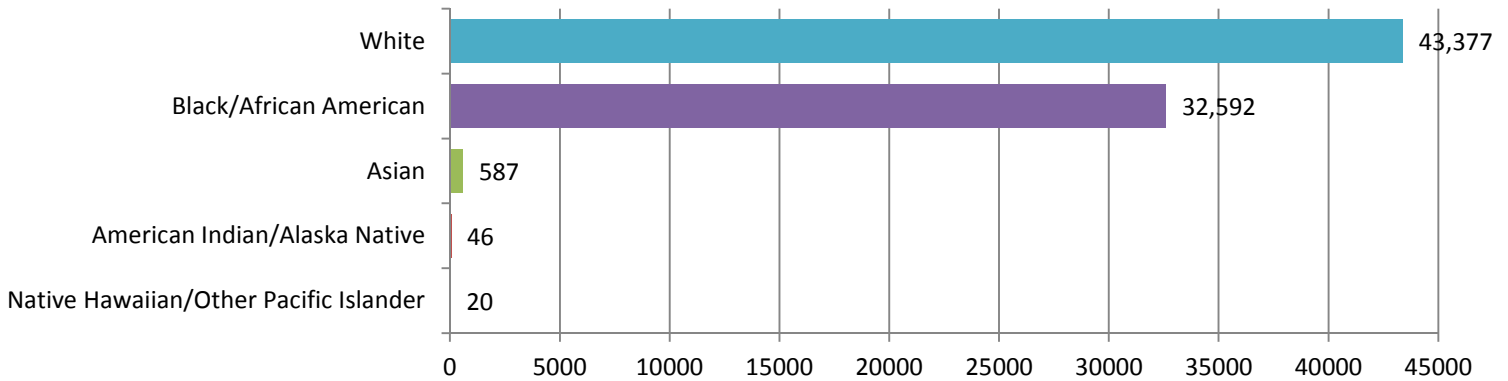
Number of Reports of Drugs Seized by Drug Type

Drug Type	Count
Marijuana	36,609
Amphetamines/Methamphetamines	7,802
Cocaine (all forms except Crack)	4,536
Heroin	4,334
Crack Cocaine	3,515
Other Drugs	3,410
Other Narcotics	2,924
Unknown Type Drug*	2,766
Hashish	637
Over 3 Drug Types	511
Other Depressants	315
Other Stimulants	295
Other Hallucinogens	281
PCP	209
LSD	197
Opium	139
Barbiturates	107
Morphine	67

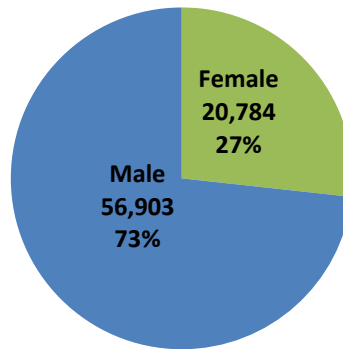
*Typically pending lab results

Drug/Narcotics & Equipment Violations

Number of Drug Offenders by Known Race



Number of Drug Offenders by Known Sex



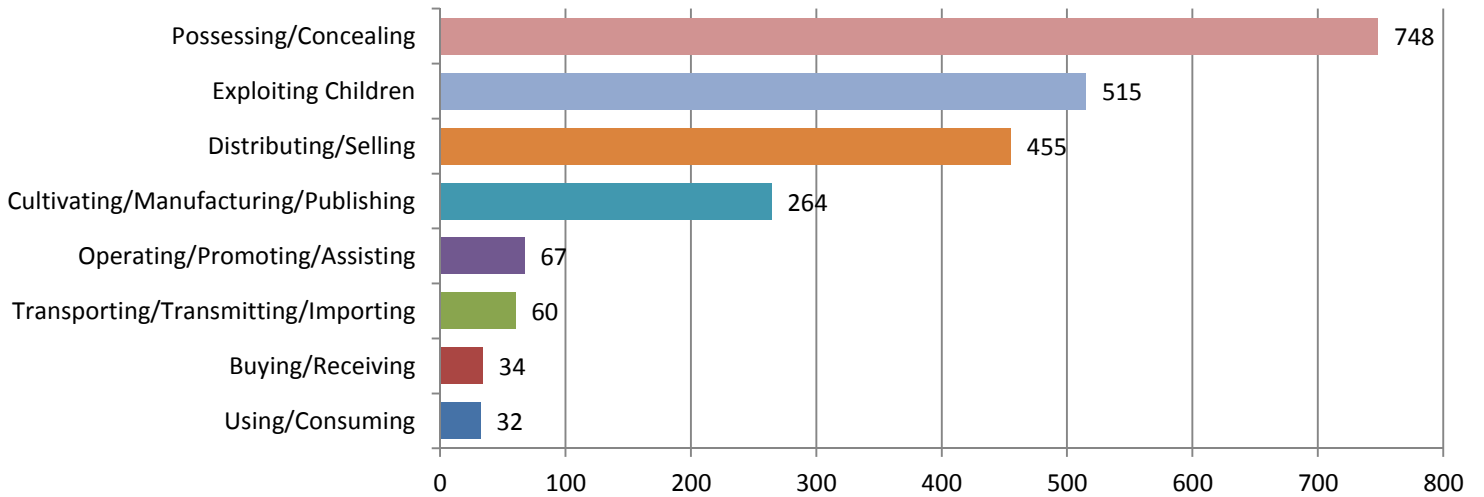
Type of Drug at Arrest (up to 3 drug types per offense)	Age of Arrestee							Total
	Under 18	18 - 24	25 - 34	35 - 44	45 - 54	55 - 64	65 and over	
Amphetamines/Methamphetamines	17	621	1,732	1,440	629	198	9	4,646
Barbiturates		8	12	12	7	1	5	45
Cocaine (all forms except Crack)	16	482	1,135	666	332	155	21	2,807
Crack Cocaine	5	177	529	456	330	219	31	1,747
Hashish	11	118	77	33	13	3		255
Heroin	5	310	1,083	631	270	140	29	2,468
LSD	9	48	17	5	3	1		83
Marijuana	1,625	11,362	8,413	3,056	1,231	650	133	26,470
Morphine		8	21	7	5	4		45
Opium		16	34	16	9	5		80
Other Depressants	6	67	95	50	20	12		250
Other Drugs	31	274	356	225	109	37	6	1,038
Other Hallucinogens	2	34	63	24	9	3		135
Other Narcotics	16	250	621	443	175	70	8	1,583
Other Stimulants	10	41	69	40	6	3		169
Over 3 Drug Types	1	4	28	11	4	4	2	54
PCP	1	7	39	49	26	9	3	134
Unknown Type Drug*	169	1,272	1,542	831	400	176	30	4,420
Total	1,924	15,099	15,866	7,995	3,578	1,690	277	46,429

*Typically pending lab results

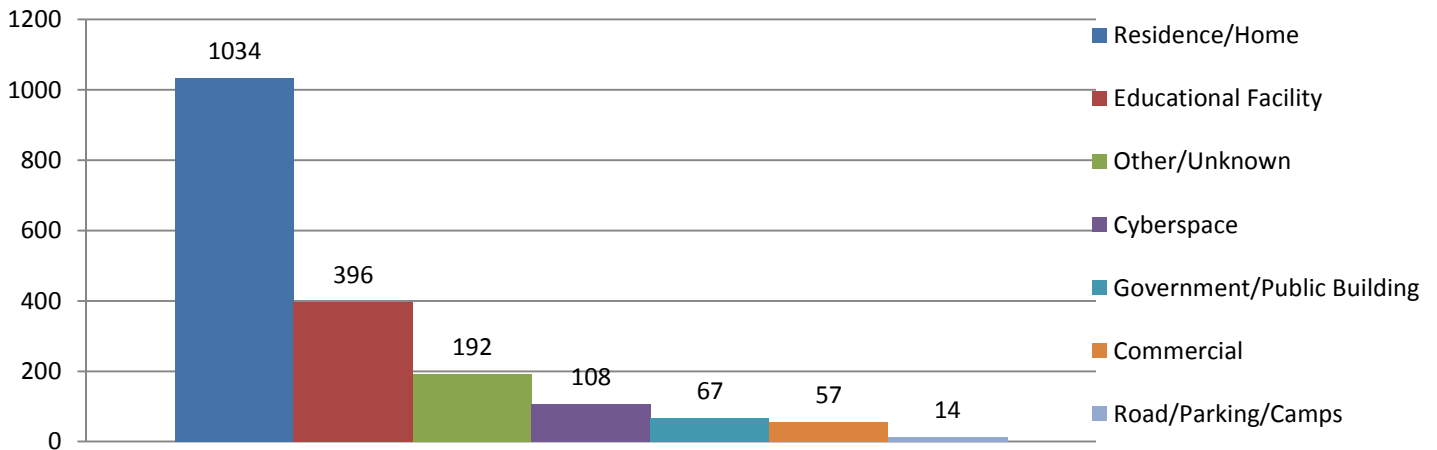
Pornography/Obscene Material

There were 1,868 pornography/obscene material crimes reported by contributing agencies in 2019.

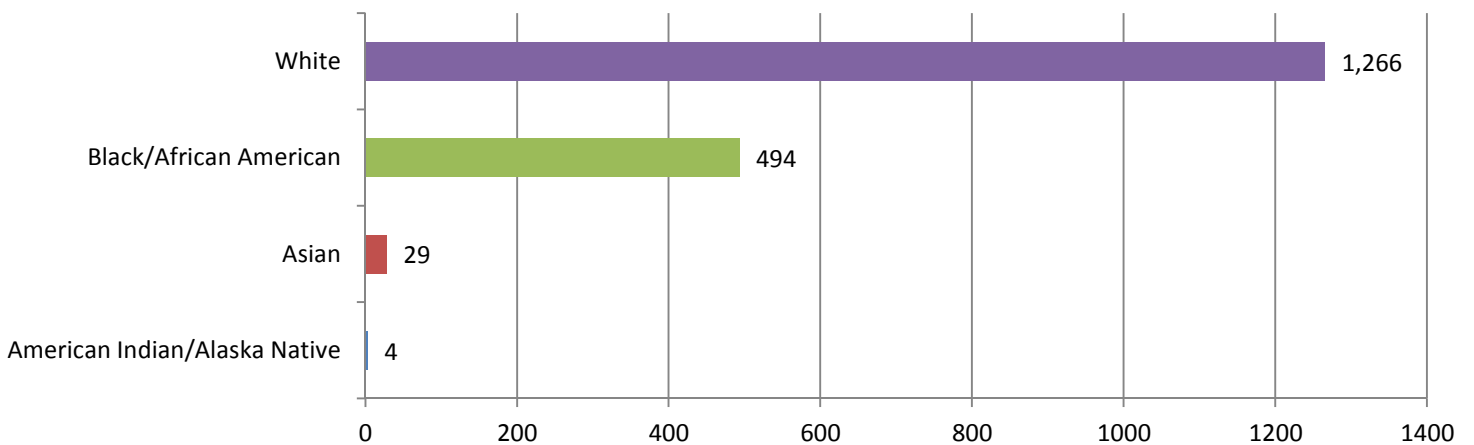
Number of Crimes by Criminal Activity Type



Crimes by Location

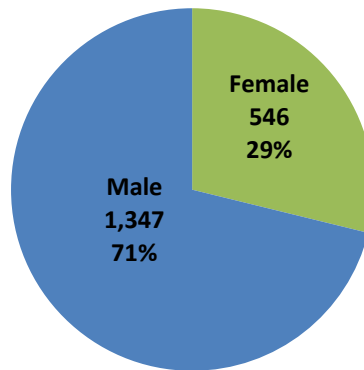


Number of Offenders by Known Race

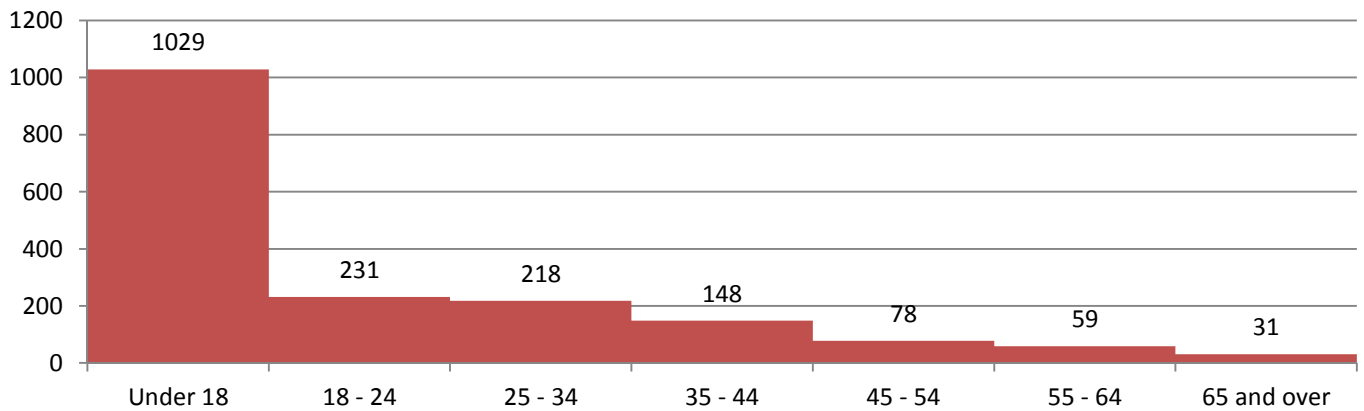


Pornography/Obscene Material

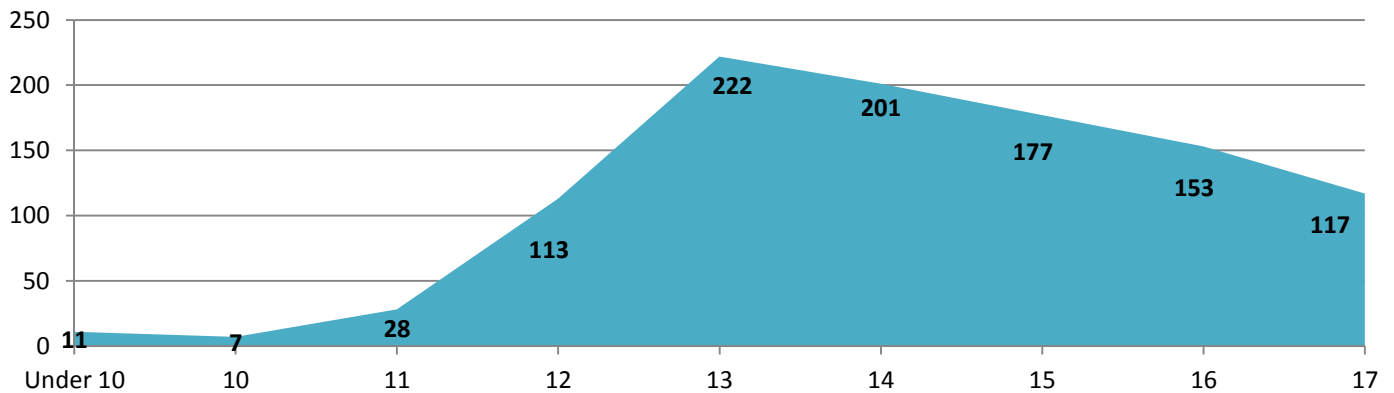
Number of Offenders by Known Sex



Number of Offenders by Age Range



Number of Juvenile Offenders by Age



Murder and
Non-Negligent
Manslaughter

VIOLENT CRIME

Rape

Sodomy

Sexual Assault with
Object

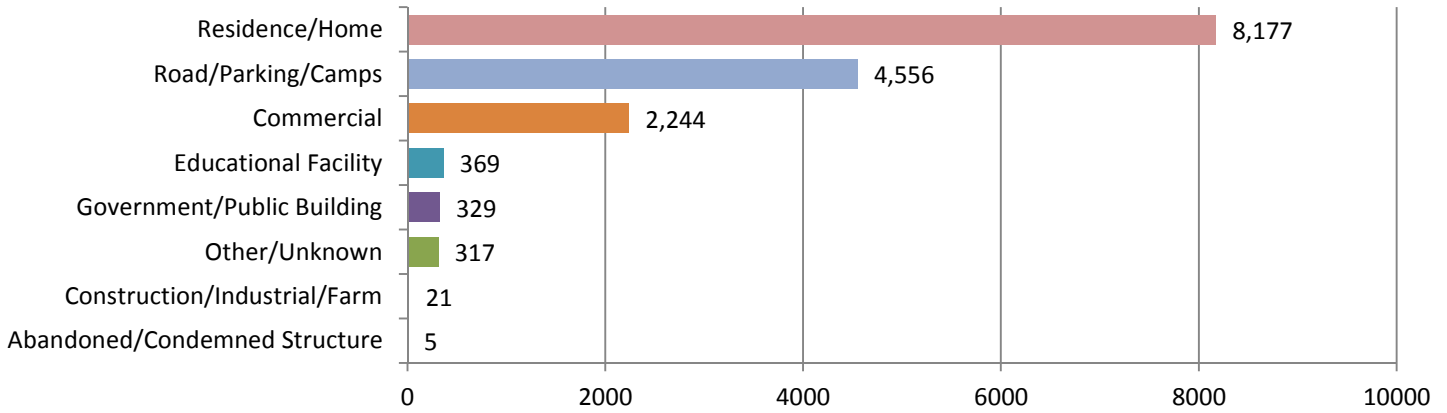
Aggravated
Assault

Robbery

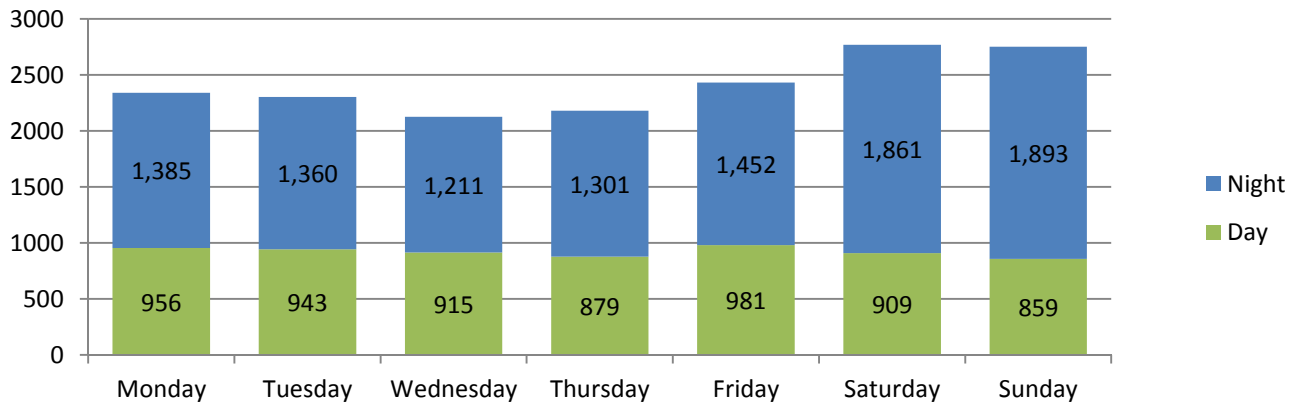
Violent Crime

Violent crimes include murder/non-negligent manslaughter, aggravated assault, forcible rape, forcible sodomy, sexual assault with an object, and robbery. In 2019, contributing agencies reported 16,018 violent offenses involving 17,993 individual victims.

Number of Crimes by Location Type



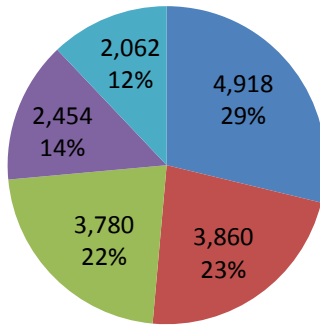
Number of Crimes by Day of Week & Time



Offender Suspected of Using		
Offense Type	Alcohol	Drugs
Murder/Nonnegligent Manslaughter	17	13
Forcible Rape	178	76
Forcible Sodomy	41	21
Sexual Assault With An Object	35	8
Aggravated Assault	1,045	275
Robbery	60	48
Total	1,376	441

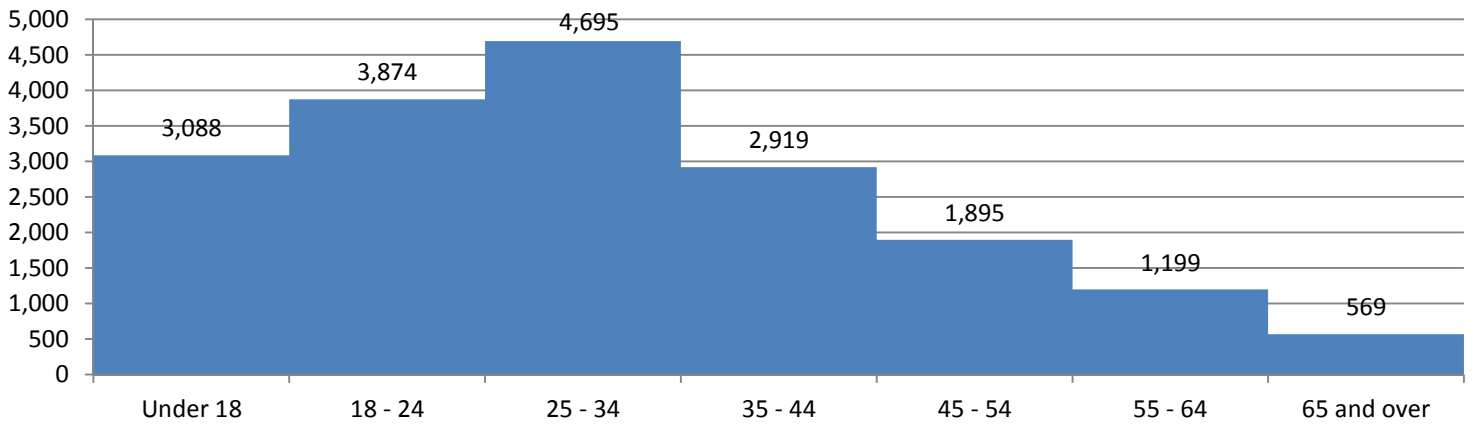
Violent Crime

Known Victim to Offender Relationship

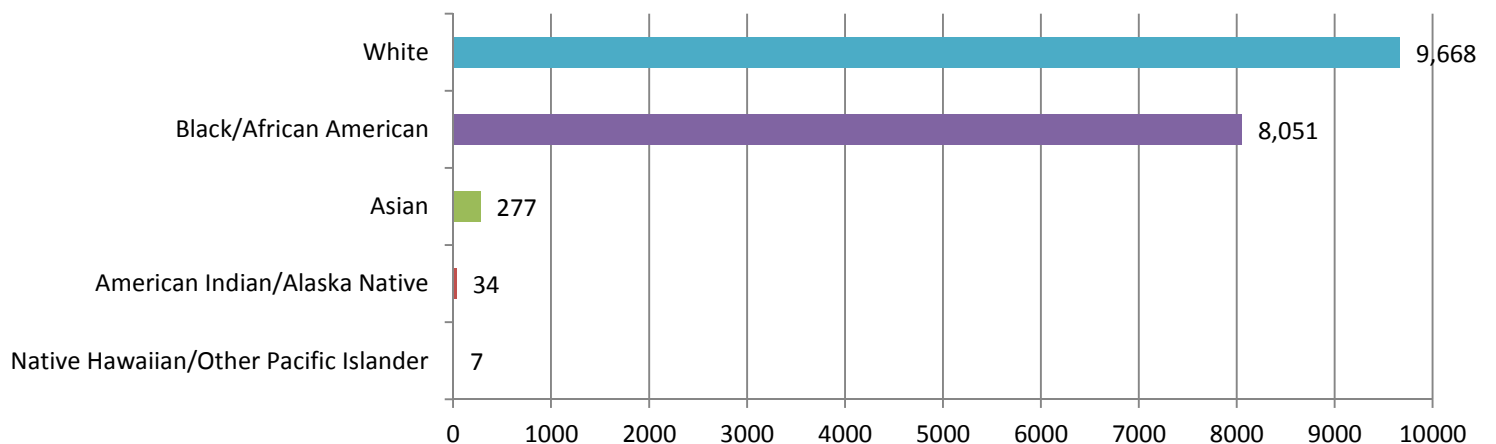


■ Acquaintance ■ Unknown ■ Intimate ■ Stranger ■ Family

Number of Victims by Known Age

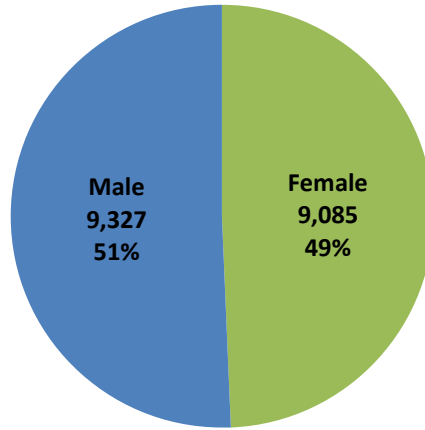


Number of Victims by Known Race



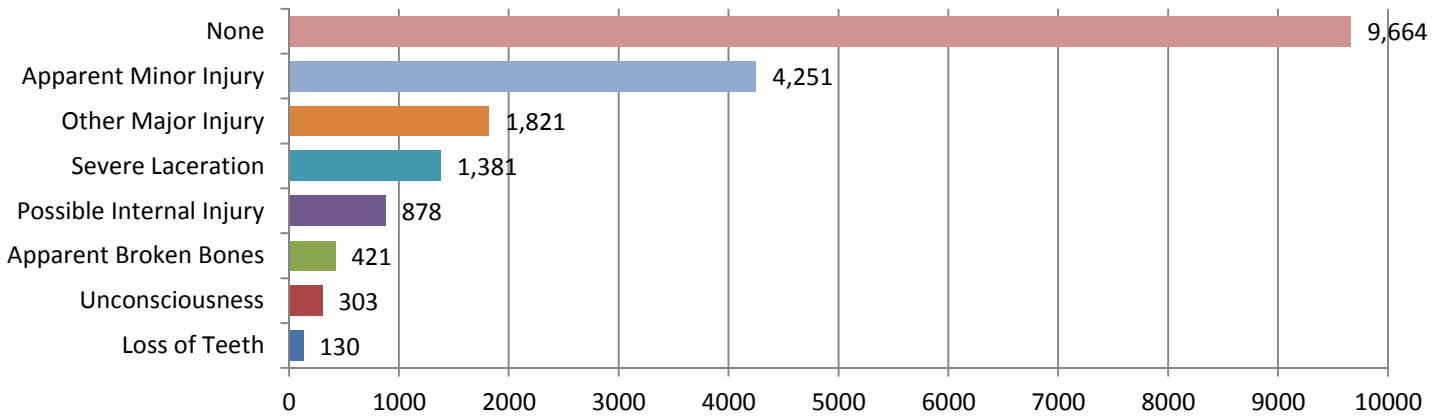
Violent Crime

Number of Victims by Known Sex



Number of Victims by Type of Injury

Up to 5 injuries may be listed per person

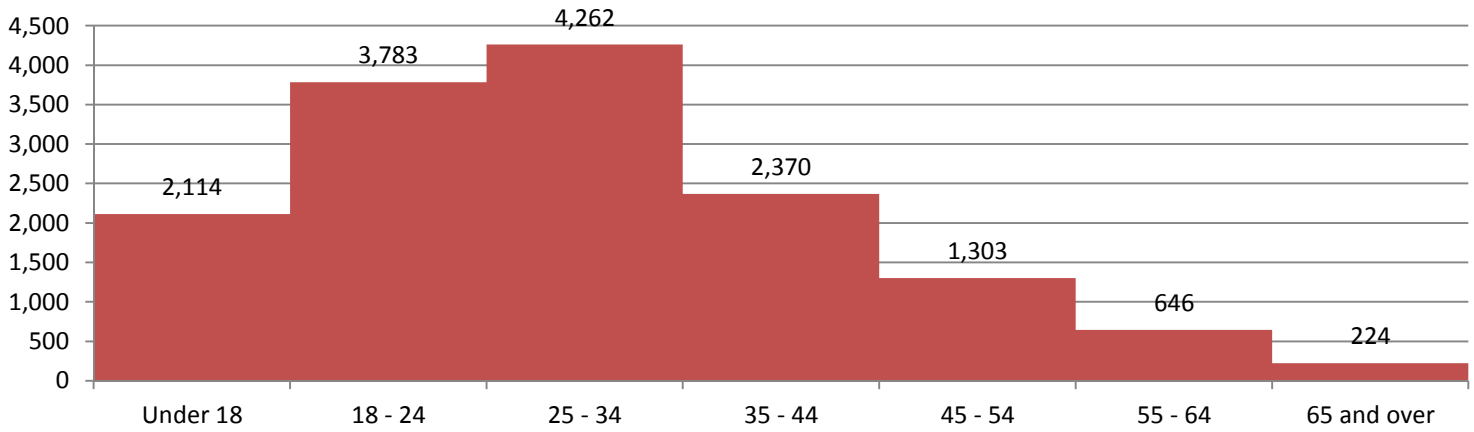


Type of Injury	Aggravated Assault	Robbery	Rape*
Apparent Broken Bones	394	24	3
Apparent Minor Injury	2,902	894	457
Loss of Teeth	118	11	1
None	4,514	3,049	2,107
Other Major Injury	1,703	80	38
Possible Internal Injury	624	51	204
Severe Laceration	1,300	74	7
Unconsciousness	258	26	19

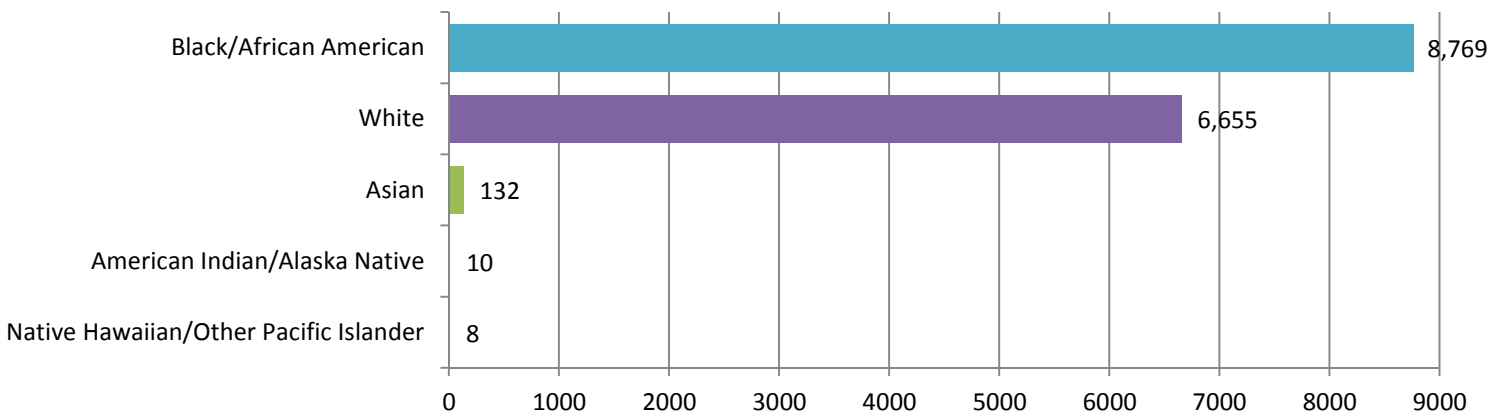
*Rape includes Forcible Rape, Forcible Sodomy, & Sexual Assault with an Object per FBI definition

Violent Crime

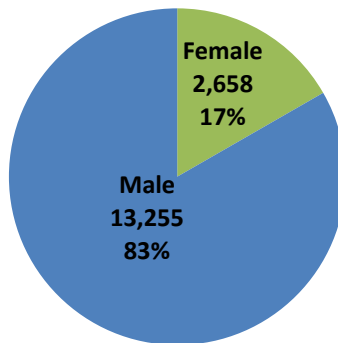
Number of Offenders by Known Age



Number of Offenders by Known Race



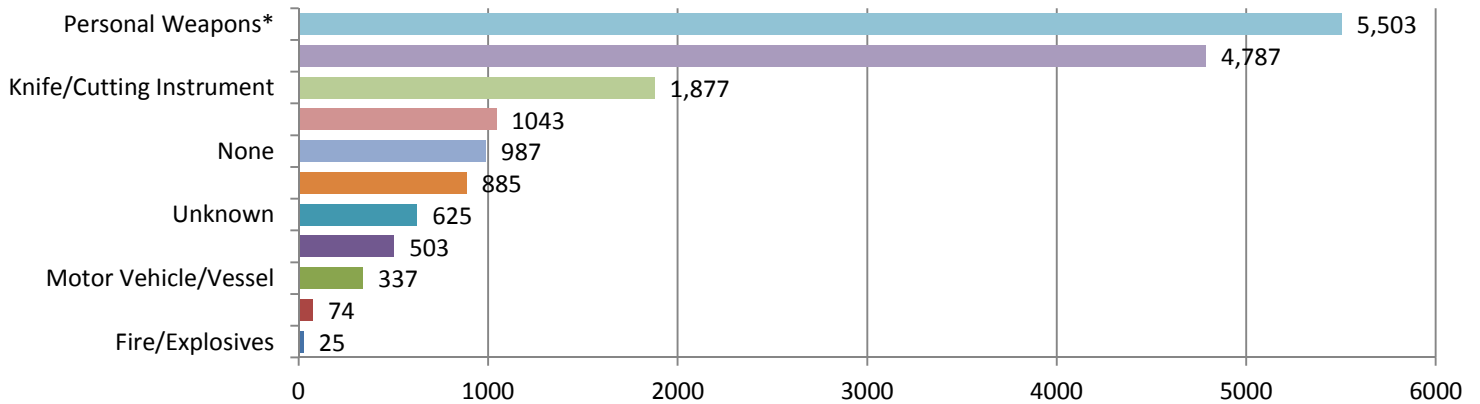
Number of Offenders by Known Sex



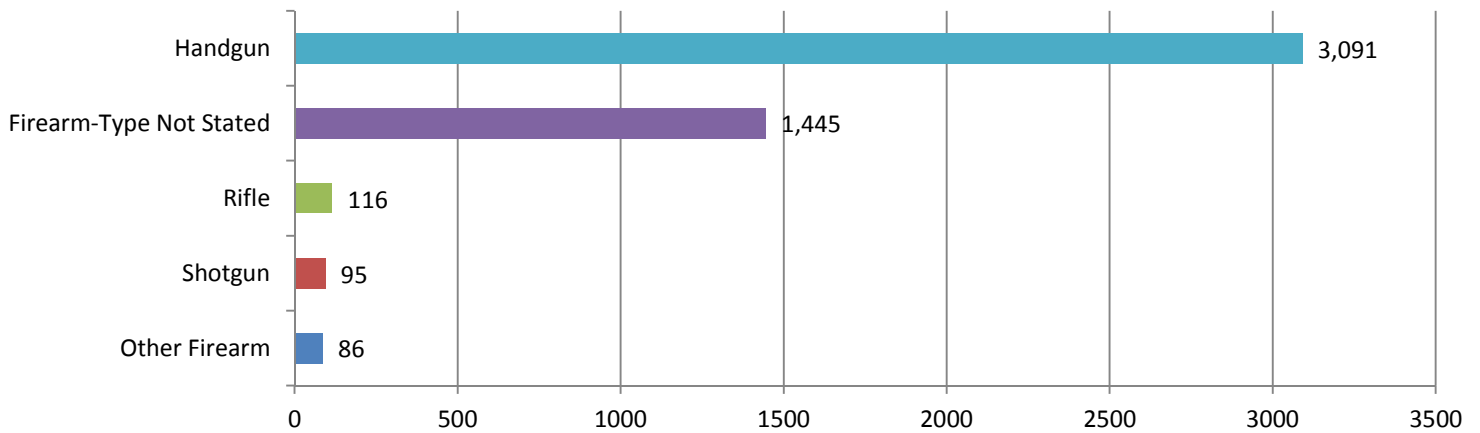
Violent Crime

Number of Crimes by Weapon/Force Involved

Up to 3 types may be listed per offense



Violent Crimes by Type of Firearm Involved



Type of Weapon/Force Involved	Murder/Non-Negligent Manslaughter		Aggravated Assault	
	Rape**	Aggravated Assault	Robbery	
Asphyxiation	1	2	498	2
Blunt Object	8	12	796	69
Fire/Explosives	3		19	3
Firearm	288	38	2,677	1,784
Knife/Cutting Instrument	38	27	1,462	350
Motor Vehicle/Vessel	3		329	5
None		659	153	175
Other	3	93	859	88
Personal Weapons*	16	1,805	2,647	1,035
Poison/Drugs	5	16	53	
Unknown	26	189	273	137

*Hands, Fists, Feet, Arms, Teeth, Etc.

**Rape includes Forcible Rape, Forcible Sodomy, & Sexual Assault with an Object per FBI definition

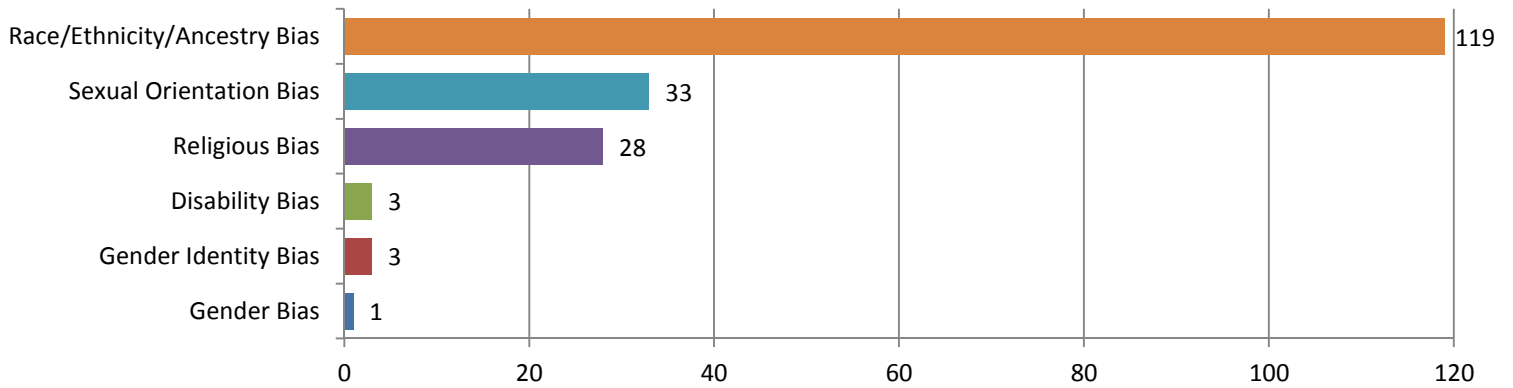


HATE CRIME

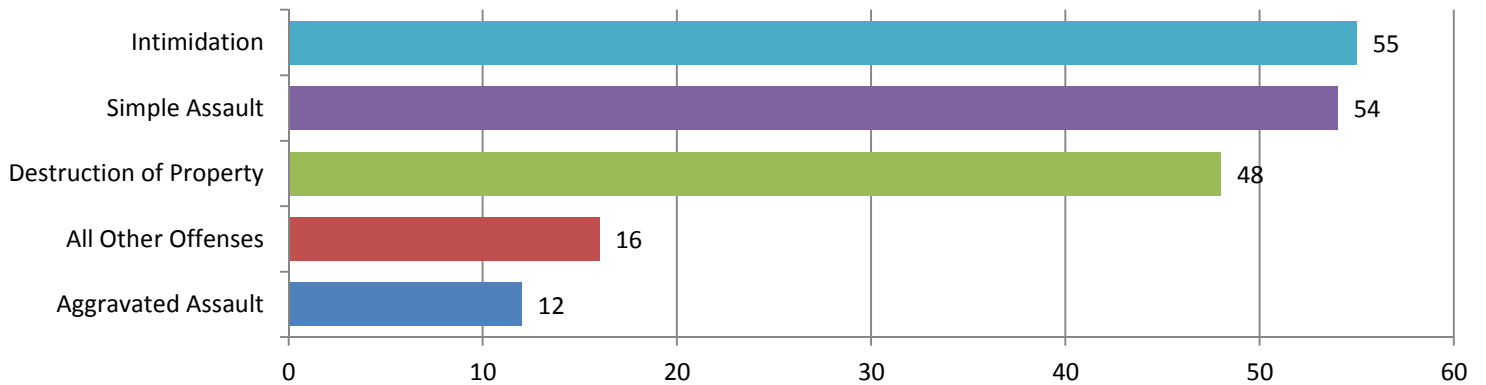
Hate Crimes

Hate crimes are not separate, distinct offenses, but rather reported crimes motivated by the offender's bias. Because of the difficulty of ascertaining the offender's subjective motivation, bias is reported only if the investigation reveals sufficient information to lead a reasonable and prudent person to conclude that the offender's actions were motivated, in whole or in part, by bias against race, religion, disability, ethnicity or sexual orientation. There were 185 hate crime offenses, with 187 victims, reported by contributing agencies in 2019.

Number of Hate Crimes by Type of Bias



Number of Hate Crimes by Offense Type



Race/Ethnicity/Ancestry Bias

Anti-Black or African American	67
Anti-White	13
Anti-Hispanic or Latino	12
Anti-Other Race/Ethnicity/Ancestry	11
Anti-Multiple Races, Group	8
Anti-Asian	7
Anti-Arab	1

Sexual Orientation Bias

Anti-Gay	15
Anti-Lesbian/Gay/Bisexual/Transgender	13
Anti-Lesbian	4
Anti-Bisexual	1

Gender Identity Bias

Anti-Transgender	2
Anti-Gender Non-Conforming	1

Gender Bias

Anti-Male	1
-----------	---

Religious Bias

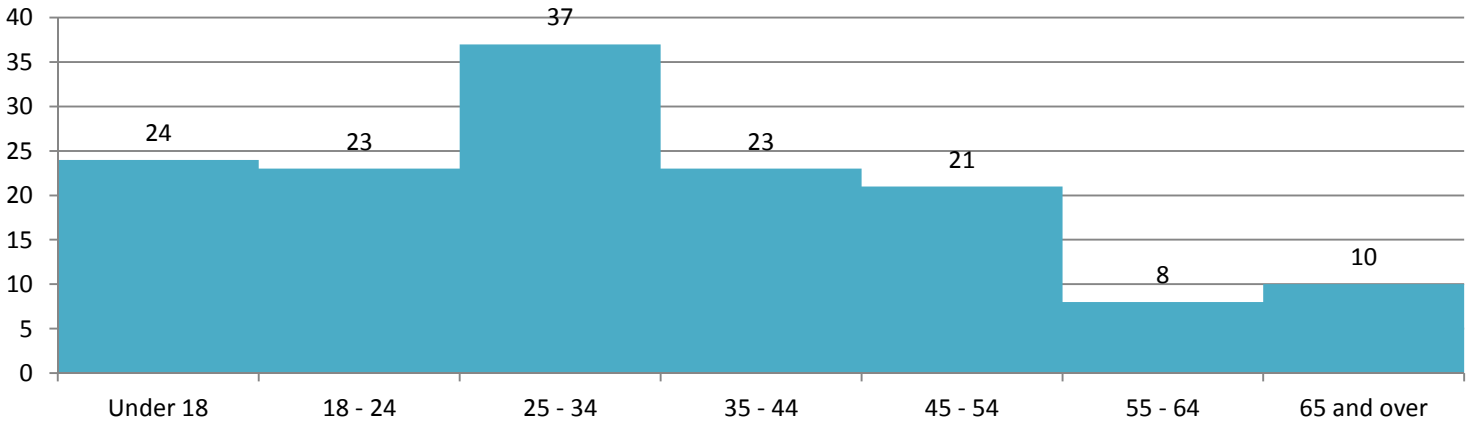
Anti-Jewish	13
Anti-Islamic (Muslim)	8
Anti-Protestant	2
Anti-Catholic	1
Anti-Eastern Orthodox	1
Anti-Sikh	1
Anti-Multiple Religions, Group	1
Anti-Other Religion	1

Disability Bias

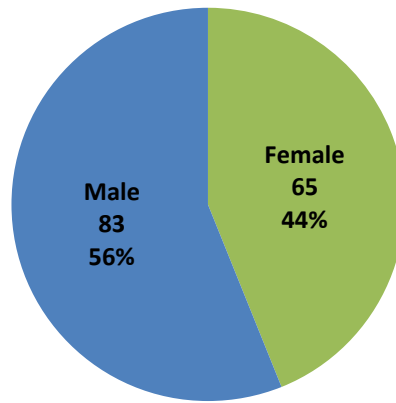
Anti-Mental Disability	3
------------------------	---

Hate Crime Victims

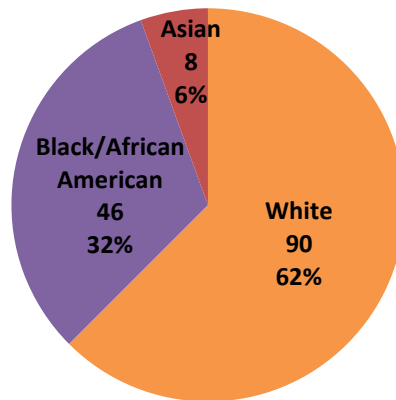
Number of Victims by Known Age



Number of Victims by Known Sex



Number of Victims by Known Race



Hate Crime Victims

<i>Race/Ethnicity/Ancestry Bias</i>	Female			Male		
Race	Under 18	18 to 34	Over 34	Under 18	18 to 34	Over 34
White	4	10	10	12	9	9
Black/African American	12	6	12		8	17
Asian		2	2		1	5

<i>Religious Bias</i>	Female			Male		
Race	Under 18	18 to 34	Over 34	Under 18	18 to 34	Over 34
White	6	2	7	2	1	10
Black/African American					1	

<i>Sexual Orientation Bias</i>	Female			Male		
Race	Under 18	18 to 34	Over 34	Under 18	18 to 34	Over 34
White	8	3		2	9	6
Black/African American		1		2	2	2
Asian	2					

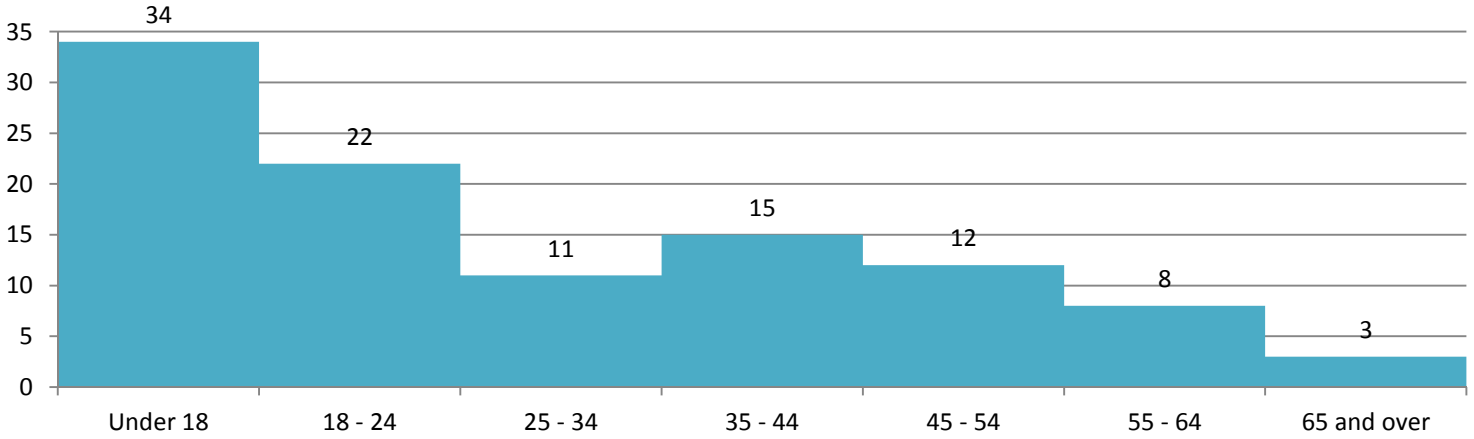
<i>Disability Bias</i>	Female			Male		
Race	Under 18	18 to 34	Over 34	Under 18	18 to 34	Over 34
White				1		

<i>Gender Bias</i>	Female			Male		
Race	Under 18	18 to 34	Over 34	Under 18	18 to 34	Over 34
White					1	

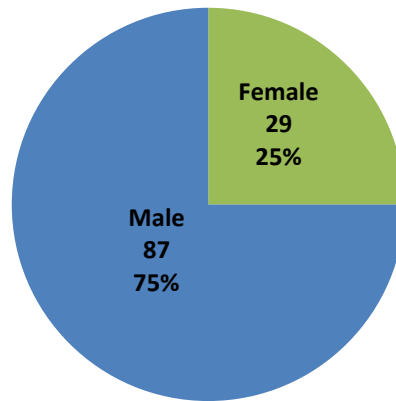
<i>Gender Identity Bias</i>	Female			Male		
Race	Under 18	18 to 34	Over 34	Under 18	18 to 34	Over 34
White			1		1	1

Hate Crime Offenders

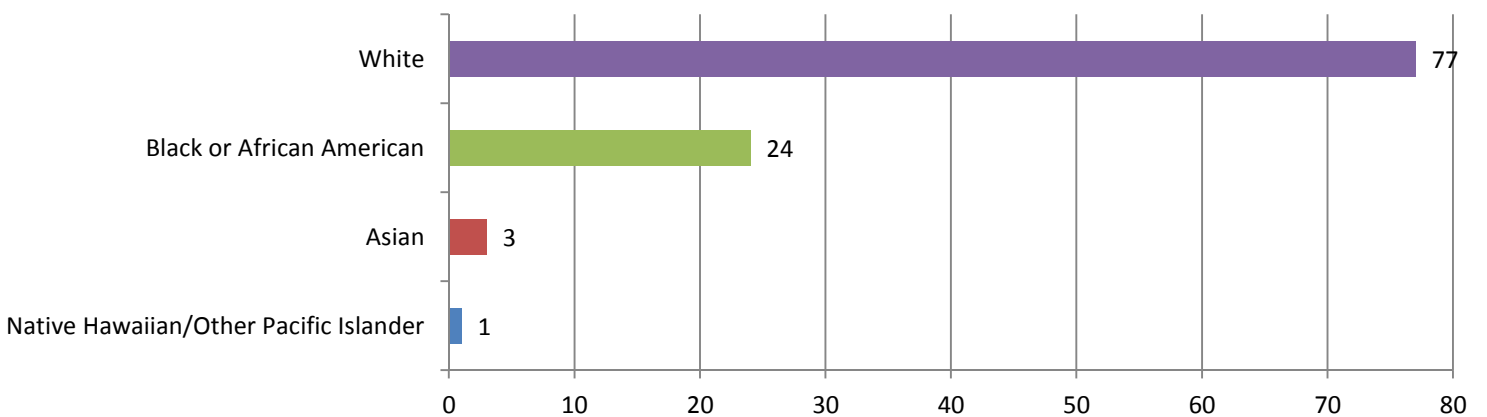
Number of Offenders by Known Age



Number of Offenders by Known Sex



Number of Offenders by Known Race



Hate Crime Offenders

<i>Race/Ethnicity/Ancestry Bias</i>	Female			Male		
	Race	Under 18	18 to 34	Over 34	Under 18	18 to 34
White		4	5	12	11	21
Black/African American	2	4	2	2	1	7
Asian		3				
Native Hawaiian/Other Pacific Islander					1	

<i>Religious Bias</i>	Female			Male		
	Race	Under 18	18 to 34	Over 34	Under 18	18 to 34
White			5	6	3	3



<i>Sexual Orientation Bias</i>	Female			Male		
	Race	Under 18	18 to 34	Over 34	Under 18	18 to 34
White	1	1		3	2	4
Black/African American	1	1		2	3	

<i>Disability Bias</i>	Female			Male		
	Race	Under 18	18 to 34	Over 34	Under 18	18 to 34
White						1
Black/African American				2		

<i>Gender Bias</i>	Female			Male		
	Race	Under 18	18 to 34	Over 34	Under 18	18 to 34
White	1					

<i>Gender Identity Bias</i>	Female			Male		
	Race	Under 18	18 to 34	Over 34	Under 18	18 to 34
White				1		

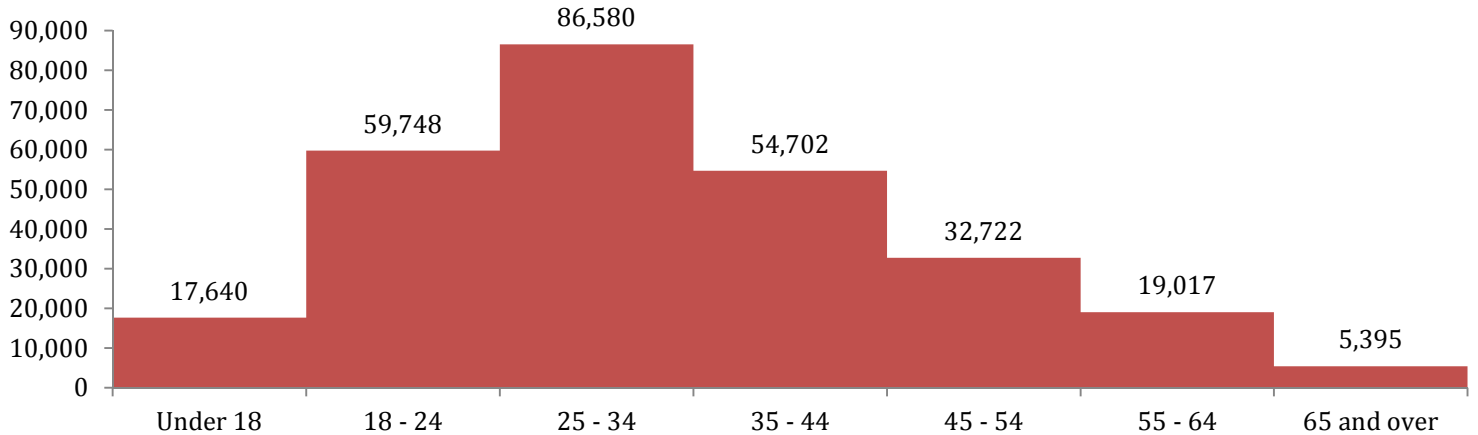
ARRESTS



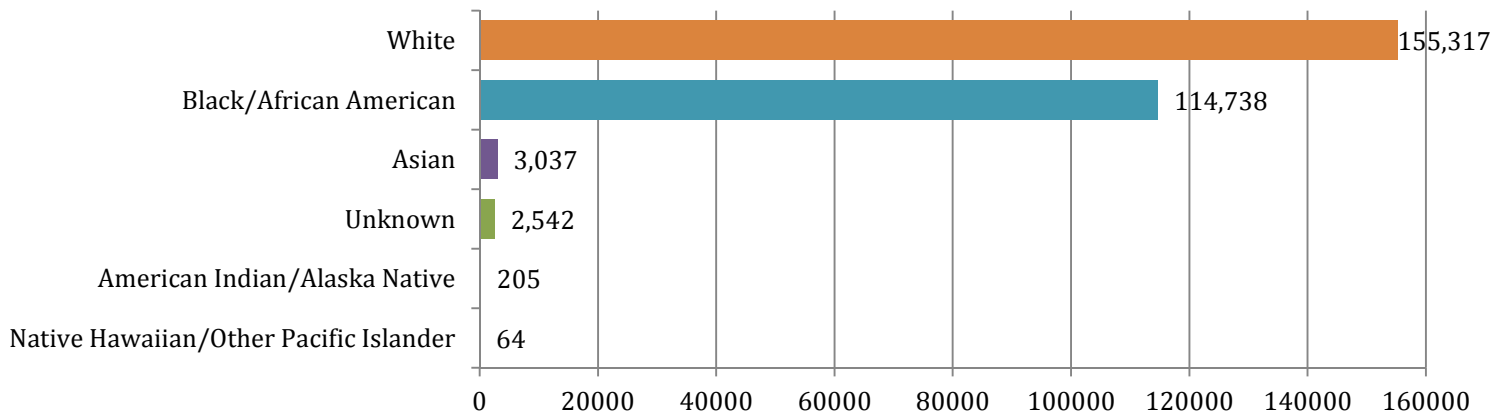
Arrest Data

In 2019, there were a total of 274,636 arrests for both Group A and Group B offenses. It should be remembered that arrest figures cannot directly be compared to offense figures. Several persons could be arrested for the same offense or the arrest of one person could solve several offenses. For IBR purposes, agencies are instructed to count one arrest each time an individual is issued a summons or taken into custody for committing one or more offenses. A juvenile arrest is counted when an offense is committed and the circumstances are such that if the juvenile had been an adult, an arrest would have been made.

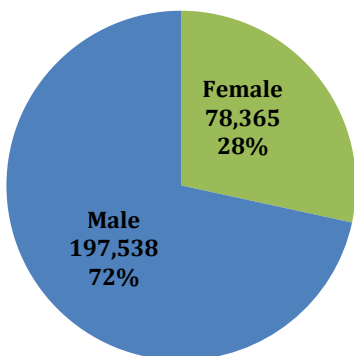
Number of All Arrestees by Age Range



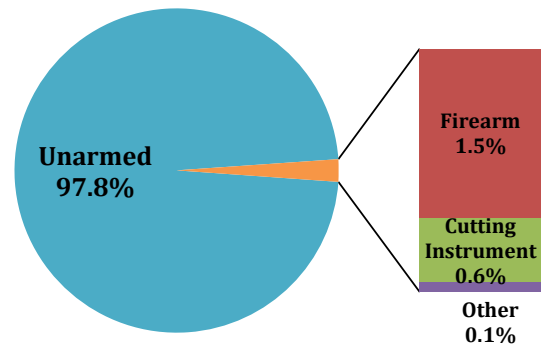
Number of All Arrestees by Race



Number of All Arrestees by Sex



Percent of Arrestees Armed With Weapon



All Arrests by Offense Type

Group A Arrests	Number of Arrestees	Crimes Against Person Arrestees Percent
Crimes Against Person		
Simple Assault	29,671	76.6%
Aggravated Assault	5,013	12.9%
Intimidation	1,334	3.4%
Kidnapping/Abduction	1,245	3.2%
Forcible Fondling	524	1.4%
Murder and Nonnegligent Manslaughter	308	0.8%
Forcible Rape	297	0.8%
Forcible Sodomy	140	0.4%
Sexual Assault With An Object	126	0.3%
Statutory Rape	68	0.2%
Negligent Manslaughter	16	0.0%
Incest	10	0.0%
Human Trafficking, Commercial Sex Acts*	6	0.0%
Human Trafficking, Involuntary Servitude*	0	0.0%
Crimes Against Persons Total	38,758	100.0%

Group A Arrests	Number of Arrestees	Crimes Against Property Arrestees Percent
Crimes Against Property		
Shoplifting	11,319	28.4%
All Other Larceny	11,143	28.0%
Destruction/Damage/Vandalism of Property	3,255	8.2%
False Pretenses/Swindle/Confidence Game	2,932	7.4%
Burglary/Breaking & Entering	2,127	5.3%
Counterfeiting/Forgery	1,493	3.7%
Robbery	1,347	3.4%
Embezzlement	1162	2.9%
Motor Vehicle Theft	1025	2.6%
Impersonation	985	2.5%
Stolen Property Offenses	952	2.4%
Theft From Building	649	1.6%
Theft From Motor Vehicle	327	0.8%
Credit Card/Automatic Teller Fraud	326	0.8%
Pocket-picking	285	0.7%
Arson	165	0.4%
Identity Theft*	160	0.4%
Theft of Motor Vehicle Parts/Accessories	64	0.2%
Extortion/Blackmail	42	0.1%
Welfare Fraud	27	0.1%
Bribery	21	0.1%
Theft From Coin Operated Machine or Device	15	0.0%
Purse-snatching	11	0.0%
Wire Fraud	6	0.0%
Hacking/Computer Invasion*	4	0.0%
Crimes Against Property Total	39,842	100.0%

All Arrests by Offense Type

Group A Arrests	Number of Arrestees	Crimes Against Society Arrestees Percent
Crimes Against Society		
Drug/Narcotic Violations	44,040	87.8%
Weapon Law Violations	4,259	8.5%
Drug Equipment Violations	660	1.3%
Pornography/Obscene Material	402	0.8%
Assisting or Promoting Prostitution	304	0.6%
Prostitution	208	0.4%
Animal Cruelty*	158	0.3%
Betting/Wagering	95	0.2%
Operating/Promoting/Assisting Gambling	7	0.0%
Purchasing Prostitution	5	0.0%
Gambling Equipment Violations	0	0.0%
Sports Tampering	0	0.0%
Crimes Against Society Total	50,138	100.0%

Group B Arrests	Number of Arrestees	Group B Arrestees Percent
All Other Offenses	87,473	60.0%
Driving Under the Influence	21,272	14.6%
Drunkenness	20,226	13.9%
Trespass of Real Property	7,186	4.9%
Liquor Law Violations	4,467	3.1%
Disorderly Conduct	2,863	2.0%
Family Offenses (Nonviolent)	1,439	1.0%
Curfew/Loitering/Vagrancy Violations	569	0.4%
Bad Checks	378	0.3%
Peeping Tom	25	0.0%
Group B Arrest Total	145,898	100.0%

**Data collection for this offense began in March 2019; therefore, data does not represent a complete year.*

Number of Arrestees by Offense & Age Range

Group A Arrests	Under 18	18 - 24	25 - 34	35 - 44	45 - 54	55 - 64	65 and over
Crimes Against Person							
Murder and Nonnegligent Manslaughter	22	106	93	45	24	11	7
Negligent Manslaughter		4	5	5	2		
Kidnapping/Abduction	59	285	446	261	139	39	16
Forcible Rape	42	63	79	46	41	23	3
Forcible Sodomy	38	27	16	23	12	16	8
Sexual Assault With An Object	24	21	25	26	15	9	6
Forcible Fondling	91	62	112	101	81	45	32
Incest	3	3	1	3			
Statutory Rape	8	41	12	5			2
Aggravated Assault	326	1,050	1,710	1,009	544	290	82
Simple Assault	2,659	5,391	9,586	6,024	3,536	1,882	585
Intimidation	235	229	373	268	145	68	15
Human Trafficking, Commercial Sex Acts*	1	1	2	1	1		
Human Trafficking, Involuntary Servitude*							
Total Crimes Against Person	3,508	7,283	12,460	7,817	4,540	2,383	756

Group A Arrests	Under 18	18 - 24	25 - 34	35 - 44	45 - 54	55 - 64	65 and over
Crimes Against Property							
Arson	37	28	42	26	17	13	2
Bribery		8	8	3	1	1	
Burglary/Breaking & Entering	265	580	609	394	174	92	12
Counterfeiting/Forgery	23	402	486	317	162	76	26
Destruction/Damage/Vandalism of Property	452	852	954	511	279	163	43
Embezzlement	23	350	361	227	131	57	13
Extortion/Blackmail	7	9	14	7	3	2	
False Pretenses/Swindle/Confidence Game	39	514	950	674	423	254	77
Credit Card/Automatic Teller Fraud	20	86	86	89	33	9	3
Impersonation	51	229	381	209	82	23	9
Welfare Fraud		2	14	8	3		
Wire Fraud			4	1	1		
Identity Theft*	5	35	63	34	17	4	1
Hacking/Computer Invasion*		2		2			
Robbery	315	472	313	155	75	13	4
Pocket-picking	57	67	67	49	28	15	2
Purse-snatching	1	1	6	2		1	
Shoplifting	664	2,823	3,375	2,192	1,351	729	183
Theft From Building	92	153	182	110	60	40	12
Theft From Coin Operated Machine/Device		4	4	3	3		1
Theft From Motor Vehicle	54	134	73	39	20	4	2
Theft of Motor Vehicle Parts/Accessories	1	17	19	16	6	4	1
All Other Larceny	1,498	2,850	2,957	1,855	1,189	640	152
Motor Vehicle Theft	172	228	303	193	83	36	10
Stolen Property Offenses	141	333	246	123	75	31	3
Total Crimes Against Property	3,917	10,179	11,517	7,239	4,216	2,207	556

Number of Arrestees by Offense & Age Range

Group A Arrests	Under 18	18 - 24	25 - 34	35 - 44	45 - 54	55 - 64	65 and over
Crimes Against Society							
Drug/Narcotic Violations	1,905	14,674	14,865	7,377	3,338	1,610	269
Drug Equipment Violations	16	132	278	154	65	14	1
Betting/Wagering		10	27	35	13	8	2
Operating/Promoting/Assisting Gambling	2		3	2			
Gambling Equipment Violations							
Sports Tampering							
Pornography/Obscene Material	128	68	92	48	33	19	14
Prostitution	1	33	67	53	40	12	2
Assisting or Promoting Prostitution	2	56	101	77	36	22	10
Purchasing Prostitution			2	1		2	
Weapon Law Violations	284	1,379	1,321	634	334	217	89
Animal Cruelty*	2	34	40	29	20	21	12
Total Crimes Against Society	2,340	16,386	16,796	8,410	3,879	1,925	399
Total Group A Arrests	9,765	33,848	40,773	23,466	12,635	6,515	1,711

Group B Arrests	Under 18	18 - 24	25 - 34	35 - 44	45 - 54	55 - 64	65 and over
Bad Checks		18	84	122	94	40	20
Curfew/Loitering/Vagrancy Violations	530	6	5	10	12	6	
Disorderly Conduct	500	574	763	475	299	195	55
Driving Under the Influence	69	3,482	7,042	4,752	3,232	2,057	618
Drunkenness	108	3,359	5,911	4,436	3,493	2,505	398
Family Offenses (Nonviolent)	48	121	486	467	241	68	8
Liquor Law Violations	523	1,479	554	527	625	626	133
Peeping Tom	1	2	10	5	3	3	1
Trespass of Real Property	444	1,511	1,835	1,242	1,025	862	263
All Other Offenses	4,385	15,348	29,117	19,200	11,063	6,140	2,188
Total Group B Arrests	6,608	25,900	45,807	31,236	20,087	12,502	3,684

*Data collection for this offense began in March 2019; therefore, data does not represent a complete year.

All Arrests By Race

Group A Arrest Offense	White	American	American	Asian	Native Hawaiian /	Unknown
		Black / African	Indian / Alaska		Other Pacific	
		American	Native		Islander	
Crimes Against Person						
Murder and Nonnegligent Manslaughter	97	211				
Negligent Manslaughter	11	4		1		
Kidnapping/Abduction	591	633	1	11	1	8
Forcible Rape	175	119		1		2
Forcible Sodomy	92	45		3		
Sexual Assault With An Object	86	37		2		1
Forcible Fondling	357	153	2	7		5
Incest	8	2				
Statutory Rape	40	28				
Aggravated Assault	2,378	2,560	2	51	2	20
Simple Assault	15,847	13,313	23	368	5	115
Intimidation	782	527		9	1	15
Human Trafficking, Commercial Sex Acts*	1	5				
Human Trafficking, Involuntary Servitude*						
Crimes Against Persons Total	20,465	17,637	28	453	9	166

Group A Arrest Offense	White	American	American	Asian	Native Hawaiian /	Unknown
		Black / African	Indian / Alaska		Other Pacific	
		American	Native		Islander	
Crimes Against Property						
Arson	102	60	1	2		
Bribery	15	5				1
Burglary/Breaking & Entering	1,229	868	3	19		8
Counterfeiting/Forgery	802	664		17		10
Destruction/Damage/Vandalism of Property	1,789	1,423	2	23	1	17
Embezzlement	568	568		15	1	10
Extortion/Blackmail	23	19				
False Pretenses/Swindle/Confidence Game	1,618	1,208	6	61	3	36
Credit Card/Automatic Teller Fraud	192	129		3		2
Impersonation	452	516	1	7	2	7
Welfare Fraud	11	16				
Wire Fraud	4	1		1		
Identity Theft*	82	76	1			1
Hacking/Computer Invasion*	2	2				
Robbery	396	942		6		3
Pocket-picking	139	135		10		1
Purse-snatching	5	6				
Shoplifting	6,216	4,903	12	133	4	51
Theft From Building	391	245		4		9
Theft From Coin Operated Machine or Device	9	5				1
Theft From Motor Vehicle	190	129	1	3		4
Theft of Motor Vehicle Parts/Accessories	43	21				
All Other Larceny	5,525	5,398	4	190		26
Motor Vehicle Theft	566	447		10		2
Stolen Property Offenses	344	596		5		7
Crimes Against Property Total	20,713	18,382	31	509	11	196

All Arrests By Race

Group A Arrest Offense	White	American	American	Asian	Native Hawaiian /	Unknown
		Black / African	Indian / Alaska		Other Pacific	
		American	Native		Islander	
Crimes Against Society						
Drug/Narcotic Violations	23,784	19,507	21	389	9	330
Drug Equipment Violations	567	86		4		3
Betting/Wagering	85	7				3
Operating/Promoting/Assisting Gambling	2	4		1		
Gambling Equipment Violations						
Sports Tampering						
Pornography/Obscene Material	281	107	1	10		3
Prostitution	99	96	1	12		
Assisting or Promoting Prostitution	156	105		35		8
Purchasing Prostitution	2	1		2		
Weapon Law Violations	1,731	2,430	5	33	2	58
Animal Cruelty*	128	29				1
Crimes Against Society Total	26,835	22,372	28	486	11	406

Group B Arrest	White	American	American	Asian	Native Hawaiian /	Unknown
		Black / African	Indian / Alaska		Other Pacific	
		American	Native		Islander	
Bad Checks	256	113	1	7		1
Curfew/Loitering/Vagrancy Violations	280	280	1	5		3
Disorderly Conduct	1,257	1,563	3	24		16
Driving Under the Influence	14,756	5,850	19	356	11	280
Drunkenness	14,283	5,524	24	243	8	144
Family Offenses (Nonviolent)	580	848	1	8		2
Liquor Law Violations	2,794	1,519	6	71	1	76
Peeping Tom	14	11				
Trespass of Real Property	3,482	3,502	3	92	2	105
All Other Offenses	48,862	36,664	59	730	11	1,147
Group B Arrest Total	86,564	55,874	117	1,536	33	1,774

*Data collection for this offense began in March 2019; therefore, data does not represent a complete year.

All Arrests by Sex

Group A Arrest Offense	Female	Male
Crimes Against Person		
Murder and Nonnegligent Manslaughter	24	284
Negligent Manslaughter	3	13
Kidnapping/Abduction	123	1,122
Forcible Rape	6	291
Forcible Sodomy		140
Sexual Assault With An Object	5	121
Forcible Fondling	18	506
Incest	3	7
Statutory Rape		68
Aggravated Assault	1,104	3,909
Simple Assault	9,976	19,695
Intimidation	296	1,038
Human Trafficking, Commercial Sex Acts*	2	4
Human Trafficking, Involuntary Servitude*		
Crimes Against Persons Total	11,560	27,198

Group A Arrest Offense	Female	Male
Crimes Against Property		
Arson	42	123
Bribery	6	15
Burglary/Breaking & Entering	359	1,768
Counterfeiting/Forgery	507	986
Destruction/Damage/Vandalism of Property	778	2,477
Embezzlement	583	579
Extortion/Blackmail	12	30
False Pretenses/Swindle/Confidence Game	891	2,041
Credit Card/Automatic Teller Fraud	127	199
Impersonation	309	676
Welfare Fraud	25	2
Wire Fraud	3	3
Identity Theft*	56	104
Hacking/Computer Invasion*	1	3
Robbery	165	1,182
Pocket-picking	109	176
Purse-snatching	4	7
Shoplifting	5,928	5,391
Theft From Building	190	459
Theft From Coin Operated Machine or Device	1	14
Theft From Motor Vehicle	57	270
Theft of Motor Vehicle Parts/Accessories	14	50
All Other Larceny	4,483	6,660
Motor Vehicle Theft	209	816
Stolen Property Offenses	141	811
Crimes Against Property Total	15,000	24,842

All Arrests by Sex

Group A Arrest Offense	Female	Male
Crimes Against Society		
Drug/Narcotic Violations	11,328	32,712
Drug Equipment Violations	232	428
Betting/Wagering	4	91
Operating/Promoting/Assisting Gambling	1	6
Gambling Equipment Violations		
Sports Tampering		
Pornography/Obscene Material	64	338
Prostitution	139	69
Assisting or Promoting Prostitution	172	132
Purchasing Prostitution	4	1
Weapon Law Violations	400	3,859
Animal Cruelty*	72	86
Crimes Against Society Total	12,416	37,722

Group B Arrest Offense	Female	Male
Bad Checks	182	196
Curfew/Loitering/Vagrancy Violations	195	374
Disorderly Conduct	896	1,967
Driving Under the Influence	5,315	15,957
Drunkenness	3,985	16,241
Family Offenses (Nonviolent)	392	1,047
Liquor Law Violations	1,185	3,282
Peeping Tom		25
Trespass of Real Property	1,670	5,516
All Other Offenses	24,858	62,615
Group B Arrests Total	38,678	107,220

**Data collection for this offense began in March 2019; therefore, data does not represent a complete year.*

Gang Related Criminal Information*

State Criminal Codes	Arrests
§18.2-46.2 Prohibited criminal street gang participation.	119
§18.2-46.3 Recruitment of persons for criminal street gang; penalty.	5
§18.2-46.3:1 Third or subsequent conviction of criminal street gang crimes.	0
§18.2-46.3:3 Enhanced punishment for gang activity taking place in a school zone; penalties.	0
§18.2-55.1 Hazing of youth gang members unlawful; criminal liability.	0

* “§ 52-28.1. Reporting gang related criminal information; inclusion in annual Crime in Virginia report. The Department of State Police shall include arrest statistics for violation of §§ 18.2-46.2, 18.2-46.3, 18.2-46.3:1, 18.2-46.3:3, and 18.2-55.1 in the annual Crime in Virginia report.”

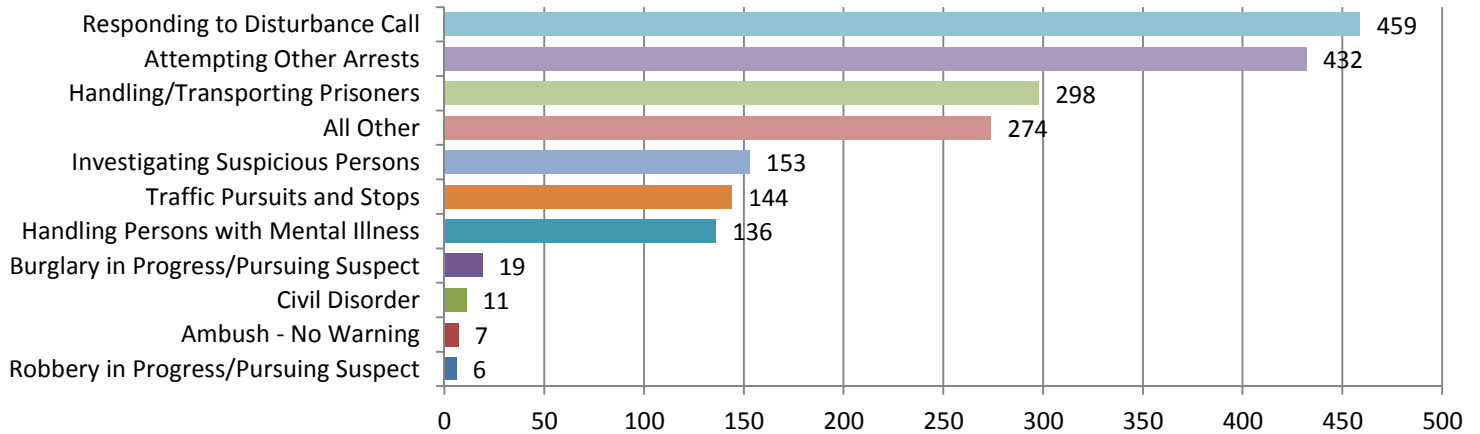


**LAW
ENFORCEMENT
OFFICERS
KILLED
AND
ASSAULTED**

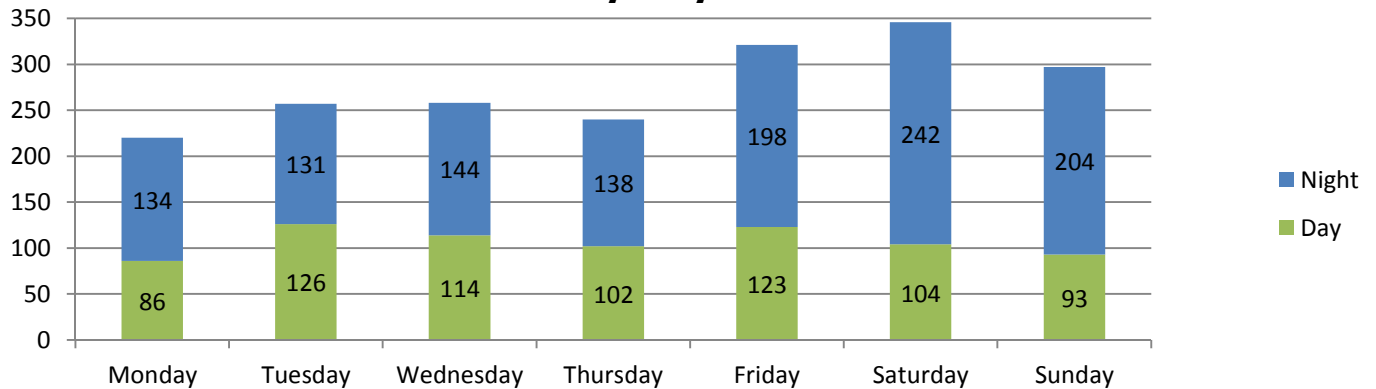
Law Enforcement Officers Killed and Assaulted

Through the Incident Based Reporting program, additional information is collected on law enforcement officers assaulted and feloniously killed in the line of duty. During 2019, contributing agencies reported that one officer was feloniously killed in the line of duty and there were 1,939 other assaults on officers. Additional information pertaining to law enforcement officers killed and assaulted is contained in an annual summary published by the FBI's National Uniform Crime Reporting Program.

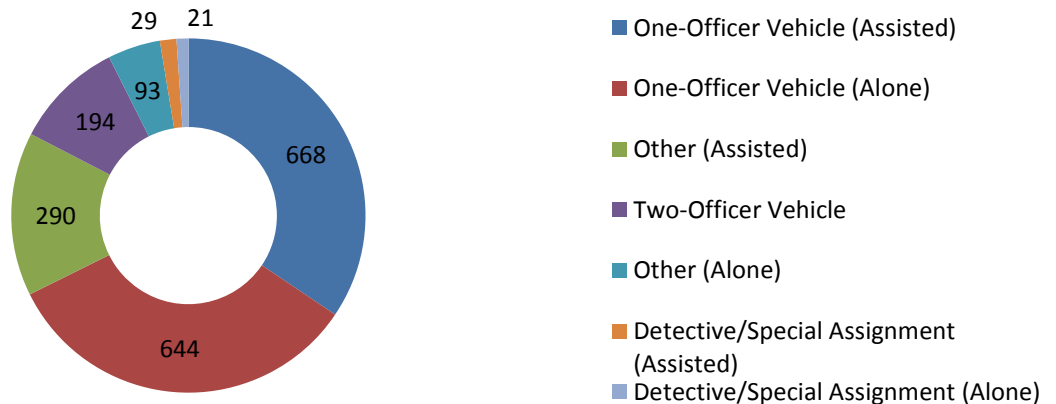
Number of Victims by Officer Activity Type



Number of Offenses by Day of Week and Time



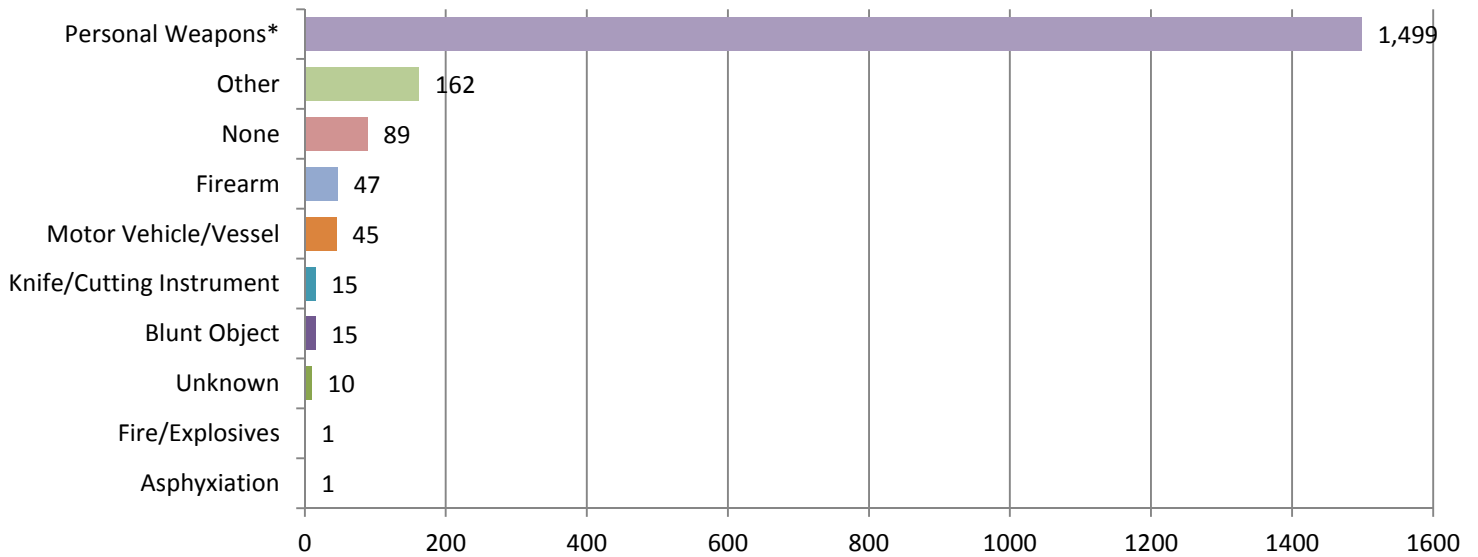
Number of Victims by Officer Assignment



Law Enforcement Officers Killed and Assaulted

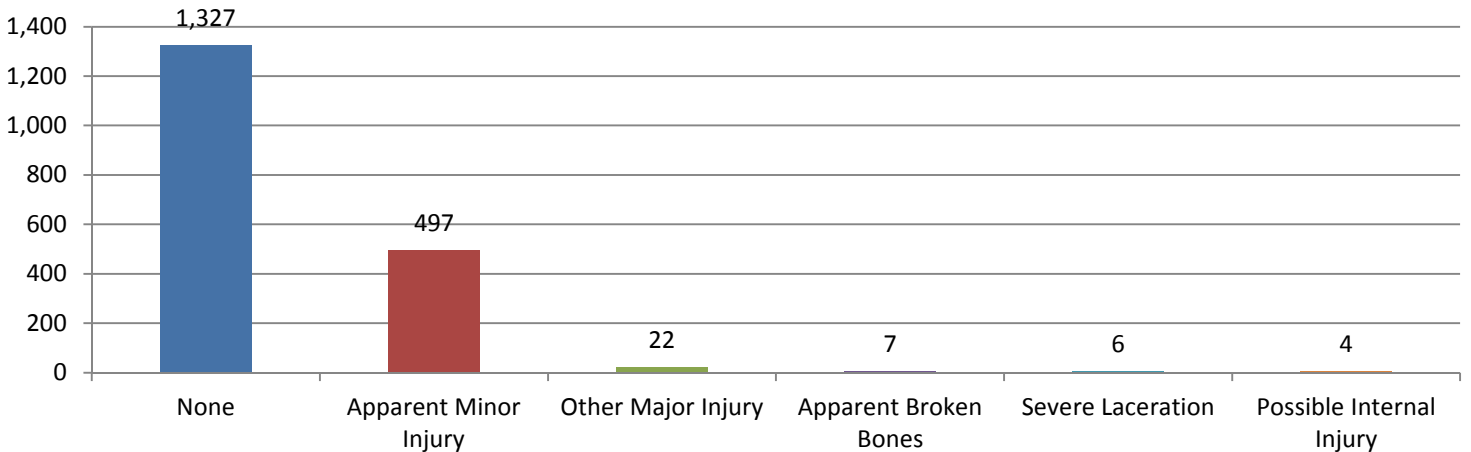
Number of Victims by Type of Weapon/Force Used

up to 3 types per offense



*Hands, Fists, Feet, Arms, Teeth, Etc.

Number of Victims by Type of Injury





OFFICER INVOLVED SHOOTINGS

Officer-Involved Shootings 2019

The 2016 session of the General Assembly passed an amendment adding § 52-28.2 which specifies the reporting requirement for all Officer Involved Shootings.*

§ 52-28.2. Reporting of officer-involved shootings; inclusion in annual Crime in Virginia report. The Department of State Police shall include any officer-involved shooting and whether such shooting was determined to be justified in the annual Crime in Virginia report.**

Incident Date	Town, City Or County of Offense	Agency of Officer Involved	# Fatalities	# Injuries	Status
January 17, 2019	Loudoun County	Loudoun County Sheriff's Office		1	Justified
January 20, 2019	Richmond City	Richmond Police Department		1	Justified
January 27, 2019	Virginia Beach	Virginia Beach Police Department		1	Justified
February 3, 2019	Pulaski County	Virginia Department of State Police		1	Justified
	Pulaski County	Pulaski County Sheriff's Office			Justified
February 4, 2019	Farmville	Virginia Department of State Police	1		Justified
February 9, 2019	Virginia Beach	Virginia Beach Police Department	1		Justified
March 28, 2019	Chesapeake	Chesapeake Police Department	1		Justified
April 6, 2019	Louisa County	Louisa County Sheriff Office		1	Justified
May 1, 2019	Scott County	Scott County Sheriff's Office		1	Justified
May 9, 2019	Wytheville	Virginia Department of State Police	1		Justified
	Wytheville	Wythe CO Sheriff's Office			Justified
May 29, 2019	Norfolk	Norfolk Police Department		1	Justified
	Norfolk	Norfolk Sheriff's Office			Justified
May 31, 2019	Virginia Beach	Virginia Beach Police Department	1		Justified
June 26, 2019	Timberville	Timberville Police Department		1	Justified
July 7, 2019	Timberville	Timberville Police Department	1		Justified
	Timberville	Rockingham County Sheriff's Dept			Justified
July 9, 2019	Richmond City	Richmond Police Department		1	Justified
August 5, 2019	Clarke County	Clarke County Sheriff's Office		1	Justified
August 15, 2019	Prince William County	Prince William County Police Department		1	Justified
August 17, 2019	Newport News	Newport News Police Department	1		Justified
September 13, 2019	Alexandria City	Alexandria Police Department		1	Justified
September 17, 2019	Henrico County	Henrico Police Department	1		Justified
October 16, 2019	Roanoke City	Roanoke City Police Department	1		Justified
November 9, 2019	Rural Retreat	Wythe County Sheriff's Office		1	Justified
November 28, 2019	Newport News	Christopher Newport University PD		1	Justified
December 27, 2019	Newport News	Newport News Police Department		1	Justified

* These data are not a part of Incident Based Reporting.

** Officer-involved shooting is defined as the discharge of a firearm by a law-enforcement officer (see § 9.1-101), that results in the death or serious bodily injury of another. Serious bodily injury is defined as, "Bodily injury that involves a substantial risk of death, unconsciousness, extreme physical pain, protracted and obvious disfigurement, or protracted loss or impairment of the function of a bodily member, organ, or mental faculty (18 U.S. Code § 2246)."



**LAW
ENFORCEMENT
EMPLOYEES
&
CONTRIBUTING
AGENCIES
DATA**

Full-Time Law Enforcement Employees as of October 31, 2019

Agency Type	Full Time Officer		Full Time Civilian		Total
	Male	Female	Male	Female	
County Total (Towns included)	8,717	1,334	479	1,667	12,197
City Total	4,915	955	294	1,161	7,325
Other Agency Total	770	130	152	195	1,247
College & University Total	524	104	148	159	935
Virginia State Police	1,817	127	246	491	2,681
TOTAL	16,743	2,650	1,319	3,673	24,385

There is 1 sworn full time law enforcement officer for every 440 people in the Commonwealth of Virginia.



The following section will give specific information for each Virginia law enforcement agency. For agencies without full year submission, footnote represents number of months of data submitted.

The collection of the following offenses began March 19, 2019 and do not represent a full year of data:
Human Trafficking, Identity Theft, Hacking, Purchasing Prostitution and Animal Cruelty

Abingdon Police Department - VA0940100 - NIBRS Agency Crime Overview - 2019

2019 Population Estimate		7,963	Offenses (*)	Arrests (**)	
Law Enforcement Employees			Reported	Adult	Juvenile
Group A Offenses					
Crimes Against Persons					
Sworn Male	19	Murder and Nonnegligent Manslaughter	0	0	0
Sworn Female	5	Negligent Manslaughter	0	0	0
Civilian Male	0	Kidnapping/Abduction	1	1	0
Civilian Female	3	Forcible Rape	1	1	0
Total:	27	Forcible Sodomy	0	0	0
		Sexual Assault With An Object	0	0	0
		Forcible Fondling	2	0	0
		Incest	0	0	0
Offense Overview		Statutory Rape	0	0	0
Incident Total	298	Aggravated Assault	5	5	0
Offense Total	336	Simple Assault	61	22	4
Group A Crimes per 100,000 population	3,742.3	Intimidation	11	9	0
		Human Trafficking, Commercial Sex Acts	0	0	0
		Human Trafficking, Involuntary Servitude	0	0	0
Arrest Overview		Crimes Against Property			
Total Arrests	359	Arson	0	0	0
Adult Arrests	317	Bribery	0	0	0
Juvenile Arrests	42	Burglary/Breaking & Entering	6	3	0
Unknown Age	0	Counterfeiting/Forgery	6	4	0
Arrests per 100,000 population	4,508.4	Destruction/Damage/Vandalism of Property	33	4	2
		Embezzlement	4	5	0
		Extortion/Blackmail	0	0	0
		False Pretenses/Swindle/Confidence Game	20	2	0
		Credit Card/Automatic Teller Fraud	10	0	0
		Impersonation	0	0	0
		Welfare Fraud	0	0	0
		Wire Fraud	0	0	0
		Identity Theft	1	0	0
		Hacking/Computer Invasion	0	0	0
		Robbery	1	0	1
		Pocket-picking	0	0	0
		Purse-snatching	0	0	0
		Shoplifting	9	4	0
		Theft From Building	2	0	0
		Theft From Coin Operated Machine or Device	0	0	0
		Theft From Motor Vehicle	19	1	0
		Theft of Motor Vehicle Parts/Accessories	6	0	0
		All Other Larceny	68	1	1
		Motor Vehicle Theft	8	5	0
		Stolen Property Offenses	1	1	0
		Crimes Against Society			
		Drug/Narcotic Violations	47	43	7
		Drug Equipment Violations	10	1	0
		Betting/Wagering	0	0	0
		Operating/Promoting/Assisting Gambling	0	0	0
		Gambling Equipment Violations	0	0	0
		Sports Tampering	0	0	0
		Pornography/Obscene Material	1	0	0
		Prostitution	0	0	0
		Assisting or Promoting Prostitution	0	0	0
		Purchasing Prostitution	0	0	0
		Weapon Law Violations	3	1	0
		Animal Cruelty	0	0	0
		Total Group A Offenses	336	113	15
Group B Arrests					
Offense	Adult	Juvenile			
Bad Checks	0	0			
Curfew/Loitering/Vagrancy Violations	0	0			
Disorderly Conduct	1	0			
Driving Under the Influence	9	0			
Drunkenness	35	0			
Family Offenses (Nonviolent)	1	0			
Liquor Law Violations	0	2			
Peeping Tom	0	0			
Runaway	0	1			
Trespass of Real Property	7	1			
All Other Offenses	151	23			
Total Group B	204	27			

(*) Offenses are counted using the FBI Units of Count for Crime

(**) The 'Arrests' column shows arrests made for incidents during the selected period, regardless of arrest date. Arrest counts for the same period may change over time.

Accomack County Sheriff's Office - VA0010000 - NIBRS Agency Crime Overview - 2019

2019 Population Estimate	26,445	Offenses (*)	Arrests (**)		
		Reported	Adult	Juvenile	
Law Enforcement Employees		Group A Offenses			
Sworn Male	46	Crimes Against Persons			
Sworn Female	10	Murder and Nonnegligent Manslaughter	6	0	0
Civilian Male	2	Negligent Manslaughter	0	0	0
Civilian Female	6	Kidnapping/Abduction	4	1	0
Total:	64	Forcible Rape	8	1	0
		Forcible Sodomy	2	0	0
		Sexual Assault With An Object	1	0	0
		Forcible Fondling	7	0	0
Offense Overview		Incest	0	0	0
Incident Total	1,028	Statutory Rape	3	0	0
Offense Total	1,155	Aggravated Assault	59	15	0
Group A Crimes per 100,000 population	3,887.3	Simple Assault	352	83	1
		Intimidation	18	5	0
		Human Trafficking, Commercial Sex Acts	0	0	0
		Human Trafficking, Involuntary Servitude	1	0	0
Arrest Overview		Crimes Against Property			
Total Arrests	452	Arson	2	0	0
Adult Arrests	440	Bribery	0	0	0
Juvenile Arrests	3	Burglary/Breaking & Entering	83	7	0
Unknown Age	9	Counterfeiting/Forgery	7	1	0
Arrests per 100,000 population	1,709.2	Destruction/Damage/Vandalism of Property	133	4	0
		Embezzlement	4	2	0
		Extortion/Blackmail	2	0	0
		False Pretenses/Swindle/Confidence Game	25	2	0
		Credit Card/Automatic Teller Fraud	21	0	0
		Impersonation	5	0	0
		Welfare Fraud	1	1	0
		Wire Fraud	7	0	0
		Identity Theft	5	0	0
		Hacking/Computer Invasion	1	0	0
		Robbery	25	2	0
		Pocket-picking	0	0	0
		Purse-snatching	0	0	0
		Shoplifting	43	21	0
		Theft From Building	9	0	0
		Theft From Coin Operated Machine or Device	0	0	0
		Theft From Motor Vehicle	3	0	0
		Theft of Motor Vehicle Parts/Accessories	0	0	0
		All Other Larceny	210	23	1
		Motor Vehicle Theft	9	1	0
		Stolen Property Offenses	1	1	0
		Crimes Against Society			
		Drug/Narcotic Violations	69	31	0
		Drug Equipment Violations	0	0	0
		Betting/Wagering	0	0	0
		Operating/Promoting/Assisting Gambling	0	0	0
		Gambling Equipment Violations	0	0	0
		Sports Tampering	0	0	0
		Pornography/Obscene Material	5	1	0
		Prostitution	0	0	0
		Assisting or Promoting Prostitution	0	0	0
		Purchasing Prostitution	0	0	0
		Weapon Law Violations	22	2	0
		Animal Cruelty	2	1	0
		Total Group A Offenses	1,155	205	2
Group B Arrests					
Offense	Adult	Juvenile			
Bad Checks	0	0			
Curfew/Loitering/Vagrancy Violations	0	0			
Disorderly Conduct	2	0			
Driving Under the Influence	26	0			
Drunkenness	45	0			
Family Offenses (Nonviolent)	6	0			
Liquor Law Violations	3	0			
Peeping Tom	0	0			
Runaway	0	0			
Trespass of Real Property	8	0			
All Other Offenses	145	1			
Total Group B	235	1			

(*) Offenses are counted using the FBI Units of Count for Crime

(**) The 'Arrests' column shows arrests made for incidents during the selected period, regardless of arrest date. Arrest counts for the same period may change over time.

Albemarle County Police Department - VA0020300 - NIBRS Agency Crime Overview - 2019

2019 Population Estimate	109,722	Offenses (*)	Arrests (**)		
		Reported	Adult	Juvenile	
Law Enforcement Employees		Group A Offenses			
Sworn Male	130	Crimes Against Persons			
Sworn Female	16	Murder and Nonnegligent Manslaughter	2	1	0
Civilian Male	13	Negligent Manslaughter	0	0	0
Civilian Female	25	Kidnapping/Abduction	13	4	0
Total:	184	Forcible Rape	22	2	0
		Forcible Sodomy	6	1	0
		Sexual Assault With An Object	2	0	0
		Forcible Fondling	64	5	0
Offense Overview		Incest	6	0	0
Incident Total	3,324	Statutory Rape	1	0	0
Offense Total	4,042	Aggravated Assault	72	32	0
Group A Crimes per 100,000 population	3,029.5	Simple Assault	835	243	14
		Intimidation	78	13	2
		Human Trafficking, Commercial Sex Acts	0	0	0
		Human Trafficking, Involuntary Servitude	0	0	0
Arrest Overview		Crimes Against Property			
Total Arrests	1,838	Arson	6	0	0
Adult Arrests	1,766	Bribery	0	0	0
Juvenile Arrests	72	Burglary/Breaking & Entering	114	15	2
Unknown Age	0	Counterfeiting/Forgery	50	15	0
Arrests per 100,000 population	1,675.1	Destruction/Damage/Vandalism of Property	467	28	1
		Embezzlement	30	12	0
		Extortion/Blackmail	5	0	0
		False Pretenses/Swindle/Confidence Game	120	25	0
		Credit Card/Automatic Teller Fraud	90	8	0
		Impersonation	110	4	0
		Welfare Fraud	5	0	0
		Wire Fraud	18	0	0
		Identity Theft	0	0	0
		Hacking/Computer Invasion	0	0	0
		Robbery	14	4	0
		Pocket-picking	9	5	0
		Purse-snatching	3	2	0
		Shoplifting	251	141	12
		Theft From Building	66	1	0
		Theft From Coin Operated Machine or Device	2	1	0
		Theft From Motor Vehicle	305	1	0
		Theft of Motor Vehicle Parts/Accessories	79	3	0
		All Other Larceny	403	62	5
		Motor Vehicle Theft	51	4	0
		Stolen Property Offenses	17	8	0
		Crimes Against Society			
		Drug/Narcotic Violations	408	248	11
		Drug Equipment Violations	219	1	0
		Betting/Wagering	0	0	0
		Operating/Promoting/Assisting Gambling	0	0	0
		Gambling Equipment Violations	0	0	0
		Sports Tampering	0	0	0
		Pornography/Obscene Material	32	7	0
		Prostitution	0	0	0
		Assisting or Promoting Prostitution	0	0	0
		Purchasing Prostitution	0	0	0
		Weapon Law Violations	67	23	1
		Animal Cruelty	0	0	0
		Total Group A Offenses	4,042	919	48
Group B Arrests					
Offense	Adult	Juvenile			
Bad Checks	7	0			
Curfew/Loitering/Vagrancy Violations	0	0			
Disorderly Conduct	12	0			
Driving Under the Influence	153	0			
Drunkenness	88	0			
Family Offenses (Nonviolent)	24	2			
Liquor Law Violations	15	3			
Peeping Tom	0	0			
Runaway	0	0			
Trespass of Real Property	45	0			
All Other Offenses	503	19			
Total Group B	847	24			

(*) Offenses are counted using the FBI Units of Count for Crime

(**) The 'Arrests' column shows arrests made for incidents during the selected period, regardless of arrest date. Arrest counts for the same period may change over time.

Alexandria Police Department - VA0990000 - NIBRS Agency Crime Overview - 2019

2019 Population Estimate	159,152	Offenses (*)	Arrests (**)		
		Reported	Adult	Juvenile	
Law Enforcement Employees		Group A Offenses			
Sworn Male	259	Crimes Against Persons			
Sworn Female	63	Murder and Nonnegligent Manslaughter	2	1	0
Civilian Male	37	Negligent Manslaughter	0	0	0
Civilian Female	54	Kidnapping/Abduction	52	33	3
Total:	413	Forcible Rape	15	7	0
		Forcible Sodomy	3	0	0
		Sexual Assault With An Object	1	1	1
		Forcible Fondling	5	0	1
		Incest	0	0	0
Offense Overview		Statutory Rape	1	1	0
Incident Total	5,708	Aggravated Assault	187	92	8
Offense Total	6,671	Simple Assault	1,299	385	55
Group A Crimes per 100,000 population	3,586.5	Intimidation	207	25	5
		Human Trafficking, Commercial Sex Acts	0	0	0
		Human Trafficking, Involuntary Servitude	0	0	0
		Crimes Against Property			
Arrest Overview		Arson	2	3	0
Total Arrests	3,086	Bribery	1	0	0
Adult Arrests	2,793	Burglary/Breaking & Entering	120	15	4
Juvenile Arrests	293	Counterfeiting/Forgery	82	12	0
Unknown Age	0	Destruction/Damage/Vandalism of Property	797	36	8
Arrests per 100,000 population	1,939.0	Embezzlement	37	12	1
		Extortion/Blackmail	7	0	0
		False Pretenses/Swindle/Confidence Game	320	13	1
		Credit Card/Automatic Teller Fraud	141	6	0
		Impersonation	90	4	0
		Welfare Fraud	1	0	0
		Wire Fraud	12	0	0
		Identity Theft	91	9	2
		Hacking/Computer Invasion	2	0	0
		Robbery	80	21	3
		Pocket-picking	12	1	0
		Purse-snatching	6	1	1
		Shoplifting	480	141	26
		Theft From Building	365	38	11
		Theft From Coin Operated Machine or Device	0	0	0
		Theft From Motor Vehicle	575	16	5
		Theft of Motor Vehicle Parts/Accessories	161	0	0
		All Other Larceny	490	33	5
		Motor Vehicle Theft	399	3	10
		Stolen Property Offenses	64	3	1
		Crimes Against Society			
		Drug/Narcotic Violations	462	303	20
		Drug Equipment Violations	30	5	0
		Betting/Wagering	1	0	0
		Operating/Promoting/Assisting Gambling	0	0	0
		Gambling Equipment Violations	0	0	0
		Sports Tampering	0	0	0
		Pornography/Obscene Material	1	0	0
		Prostitution	3	3	0
		Assisting or Promoting Prostitution	0	0	0
		Purchasing Prostitution	0	0	0
		Weapon Law Violations	63	14	11
		Animal Cruelty	4	2	0
		Total Group A Offenses	6,671	1,239	182
		Group B Arrests			
		Offense	Adult	Juvenile	
		Bad Checks	2	0	
		Curfew/Loitering/Vagrancy Violations	4	0	
		Disorderly Conduct	40	5	
		Driving Under the Influence	202	1	
		Drunkenness	368	1	
		Family Offenses (Nonviolent)	2	0	
		Liquor Law Violations	132	7	
		Peeping Tom	0	0	
		Runaway	0	54	
		Trespass of Real Property	133	13	
		All Other Offenses	671	30	
		Total Group B	1,554	111	

(*) Offenses are counted using the FBI Units of Count for Crime

(**) The 'Arrests' column shows arrests made for incidents during the selected period, regardless of arrest date. Arrest counts for the same period may change over time.

Altavista Police Department¹⁰ - VA0160100 - NIBRS Agency Crime Overview - 2019

2019 Population Estimate	3,414	Offenses (*)	Arrests (**)		
		Reported	Adult	Juvenile	
Law Enforcement Employees		Group A Offenses			
Sworn Male	11	Crimes Against Persons			
Sworn Female	3	Murder and Nonnegligent Manslaughter	0	0	0
Civilian Male	0	Negligent Manslaughter	0	0	0
Civilian Female	1	Kidnapping/Abduction	0	0	0
Total:	15	Forcible Rape	0	0	0
		Forcible Sodomy	0	0	0
		Sexual Assault With An Object	0	0	0
		Forcible Fondling	1	0	0
Offense Overview		Incest	0	0	0
Incident Total	208	Statutory Rape	0	0	0
Offense Total	231	Aggravated Assault	3	2	0
Group A Crimes per 100,000 population	6,092.6	Simple Assault	27	9	0
		Intimidation	0	0	0
		Human Trafficking, Commercial Sex Acts	0	0	0
		Human Trafficking, Involuntary Servitude	0	0	0
Arrest Overview		Crimes Against Property			
Total Arrests	76	Arson	0	0	0
Adult Arrests	75	Bribery	0	0	0
Juvenile Arrests	1	Burglary/Breaking & Entering	6	2	0
Unknown Age	0	Counterfeiting/Forgery	4	2	0
Arrests per 100,000 population	2,226.1	Destruction/Damage/Vandalism of Property	24	1	0
		Embezzlement	3	2	0
		Extortion/Blackmail	0	0	0
		False Pretenses/Swindle/Confidence Game	2	0	0
		Credit Card/Automatic Teller Fraud	1	0	0
		Impersonation	2	1	0
		Welfare Fraud	0	0	0
		Wire Fraud	0	0	0
		Identity Theft	0	0	0
		Hacking/Computer Invasion	0	0	0
		Robbery	0	0	0
		Pocket-picking	0	0	0
		Purse-snatching	0	0	0
		Shoplifting	53	21	0
		Theft From Building	6	1	0
		Theft From Coin Operated Machine or Device	0	0	0
		Theft From Motor Vehicle	11	0	1
		Theft of Motor Vehicle Parts/Accessories	1	0	0
		All Other Larceny	40	3	0
		Motor Vehicle Theft	1	0	0
		Stolen Property Offenses	1	1	0
		Crimes Against Society			
		Drug/Narcotic Violations	38	17	0
		Drug Equipment Violations	1	0	0
		Betting/Wagering	0	0	0
		Operating/Promoting/Assisting Gambling	0	0	0
		Gambling Equipment Violations	0	0	0
		Sports Tampering	0	0	0
		Pornography/Obscene Material	0	0	0
		Prostitution	0	0	0
		Assisting or Promoting Prostitution	0	0	0
		Purchasing Prostitution	0	0	0
		Weapon Law Violations	6	3	0
		Animal Cruelty	0	0	0
		Total Group A Offenses	231	65	1
Group B Arrests					
Offense	Adult	Juvenile			
Bad Checks	0	0			
Curfew/Loitering/Vagrancy Violations	0	0			
Disorderly Conduct	0	0			
Driving Under the Influence	5	0			
Drunkenness	0	0			
Family Offenses (Nonviolent)	0	0			
Liquor Law Violations	0	0			
Peeping Tom	0	0			
Runaway	0	0			
Trespass of Real Property	0	0			
All Other Offenses	5	0			
Total Group B	10	0			

(*) Offenses are counted using the FBI Units of Count for Crime

(**) The 'Arrests' column shows arrests made for incidents during the selected period, regardless of arrest date. Arrest counts for the same period may change over time.

Amelia County Sheriff's Office - VA0040000 - NIBRS Agency Crime Overview - 2019

2019 Population Estimate	13,053	Offenses (*)	Arrests (**)	
		Reported	Adult	Juvenile
Law Enforcement Employees		Group A Offenses		
		Crimes Against Persons		
Sworn Male	18	Murder and Nonnegligent Manslaughter	0	0
Sworn Female	0	Negligent Manslaughter	0	0
Civilian Male	2	Kidnapping/Abduction	4	2
Civilian Female	9	Forcible Rape	2	0
Total:	29	Forcible Sodomy	0	0
		Sexual Assault With An Object	1	0
		Forcible Fondling	4	0
		Incest	0	0
Offense Overview		Statutory Rape	1	1
Incident Total	421	Aggravated Assault	19	6
Offense Total	517	Simple Assault	119	37
Group A Crimes per 100,000 population	3,225.3	Intimidation	7	3
		Human Trafficking, Commercial Sex Acts	0	0
		Human Trafficking, Involuntary Servitude	0	0
		Crimes Against Property		
Arrest Overview		Arson	1	0
Total Arrests	207	Bribery	0	0
Adult Arrests	199	Burglary/Breaking & Entering	35	7
Juvenile Arrests	8	Counterfeiting/Forgery	5	1
Unknown Age	0	Destruction/Damage/Vandalism of Property	66	6
Arrests per 100,000 population	1,585.8	Embezzlement	3	0
		Extortion/Blackmail	1	0
		False Pretenses/Swindle/Confidence Game	12	1
		Credit Card/Automatic Teller Fraud	1	0
		Impersonation	3	1
		Welfare Fraud	0	0
		Wire Fraud	2	0
		Identity Theft	12	0
		Hacking/Computer Invasion	1	0
		Robbery	4	1
		Pocket-picking	0	0
		Purse-snatching	0	0
		Shoplifting	4	3
		Theft From Building	23	2
		Theft From Coin Operated Machine or Device	0	0
		Theft From Motor Vehicle	28	2
		Theft of Motor Vehicle Parts/Accessories	6	0
		All Other Larceny	54	7
		Motor Vehicle Theft	31	6
		Stolen Property Offenses	2	0
		Crimes Against Society		
		Drug/Narcotic Violations	33	16
		Drug Equipment Violations	3	0
		Betting/Wagering	0	0
		Operating/Promoting/Assisting Gambling	0	0
		Gambling Equipment Violations	0	0
		Sports Tampering	0	0
		Pornography/Obscene Material	4	0
		Prostitution	0	0
		Assisting or Promoting Prostitution	0	0
		Purchasing Prostitution	0	0
		Weapon Law Violations	26	10
		Animal Cruelty	0	0
		Total Group A Offenses	517	112
			7	
Group B Arrests				
Offense		Adult	Juvenile	
Bad Checks	2	0		
Curfew/Loitering/Vagrancy Violations	0	0		
Disorderly Conduct	2	0		
Driving Under the Influence	23	0		
Drunkenness	4	0		
Family Offenses (Nonviolent)	3	0		
Liquor Law Violations	0	0		
Peeping Tom	0	0		
Runaway	0	1		
Trespass of Real Property	10	0		
All Other Offenses	43	0		
Total Group B	87	1		

(*) Offenses are counted using the FBI Units of Count for Crime

(**) The 'Arrests' column shows arrests made for incidents during the selected period, regardless of arrest date. Arrest counts for the same period may change over time.

Amherst CO Sheriff's Office - VA0050000 - NIBRS Agency Crime Overview - 2019

2019 Population Estimate	29,581	Offenses (*)	Arrests (**)		
		Reported	Adult	Juvenile	
Law Enforcement Employees		Group A Offenses			
		Crimes Against Persons			
Sworn Male	36	Murder and Nonnegligent Manslaughter	5	1	0
Sworn Female	4	Negligent Manslaughter	0	0	0
Civilian Male	0	Kidnapping/Abduction	8	1	0
Civilian Female	6	Forcible Rape	5	0	1
Total:	46	Forcible Sodomy	0	0	0
		Sexual Assault With An Object	2	0	0
		Forcible Fondling	15	0	0
Offense Overview		Incest	0	0	0
Incident Total	753	Statutory Rape	0	0	0
Offense Total	889	Aggravated Assault	57	17	0
Group A Crimes per 100,000 population	2,545.6	Simple Assault	93	37	0
		Intimidation	7	1	0
		Human Trafficking, Commercial Sex Acts	1	0	0
		Human Trafficking, Involuntary Servitude	0	0	0
Arrest Overview		Crimes Against Property			
Total Arrests	324	Arson	2	0	0
Adult Arrests	321	Bribery	1	0	0
Juvenile Arrests	3	Burglary/Breaking & Entering	38	2	0
Unknown Age	0	Counterfeiting/Forgery	15	1	0
Arrests per 100,000 population	1,095.3	Destruction/Damage/Vandalism of Property	103	6	0
		Embezzlement	5	2	0
		Extortion/Blackmail	0	0	0
		False Pretenses/Swindle/Confidence Game	37	4	0
		Credit Card/Automatic Teller Fraud	20	1	0
		Impersonation	7	4	0
		Welfare Fraud	1	0	0
		Wire Fraud	3	0	0
		Identity Theft	6	0	0
		Hacking/Computer Invasion	0	0	0
		Robbery	5	0	0
		Pocket-picking	4	1	0
		Purse-snatching	0	0	0
		Shoplifting	36	24	0
		Theft From Building	7	0	0
		Theft From Coin Operated Machine or Device	0	0	0
		Theft From Motor Vehicle	9	0	0
		Theft of Motor Vehicle Parts/Accessories	4	0	0
		All Other Larceny	244	36	0
		Motor Vehicle Theft	24	1	0
		Stolen Property Offenses	3	2	0
		Crimes Against Society			
		Drug/Narcotic Violations	84	46	0
		Drug Equipment Violations	10	3	0
		Betting/Wagering	0	0	0
		Operating/Promoting/Assisting Gambling	0	0	0
		Gambling Equipment Violations	0	0	0
		Sports Tampering	0	0	0
		Pornography/Obscene Material	3	0	0
		Prostitution	1	0	0
		Assisting or Promoting Prostitution	0	0	0
		Purchasing Prostitution	0	0	0
		Weapon Law Violations	23	5	0
		Animal Cruelty	1	0	0
		Total Group A Offenses	889	195	1
		Group B Arrests			
Offense		Adult	Juvenile		
Bad Checks	0	0			
Curfew/Loitering/Vagrancy Violations	0	0			
Disorderly Conduct	3	1			
Driving Under the Influence	42	0			
Drunkenness	51	0			
Family Offenses (Nonviolent)	0	0			
Liquor Law Violations	2	1			
Peeping Tom	0	0			
Runaway	0	0			
Trespass of Real Property	9	0			
All Other Offenses	19	0			
Total Group B	126	2			

(*) Offenses are counted using the FBI Units of Count for Crime

(**) The 'Arrests' column shows arrests made for incidents during the selected period, regardless of arrest date. Arrest counts for the same period may change over time.

Amherst Police Department - VA0050100 - NIBRS Agency Crime Overview - 2019

2019 Population Estimate		2,185	Offenses (*)	Arrests (**)	
			Reported	Adult	Juvenile
Law Enforcement Employees			Group A Offenses		
			Crimes Against Persons		
Sworn Male	6		Murder and Nonnegligent Manslaughter	0	0
Sworn Female	0		Negligent Manslaughter	0	0
Civilian Male	0		Kidnapping/Abduction	0	0
Civilian Female	0		Forcible Rape	1	1
Total:	6		Forcible Sodomy	0	0
			Sexual Assault With An Object	0	0
			Forcible Fondling	0	0
			Incest	0	0
Offense Overview			Crimes Against Property		
Incident Total	39		Arson	0	0
Offense Total	47		Bribery	0	0
Group A Crimes per 100,000 population	1,784.9		Burglary/Breaking & Entering	3	1
			Counterfeiting/Forgery	2	0
			Destruction/Damage/Vandalism of Property	2	0
			Embezzlement	1	1
			Extortion/Blackmail	0	0
			False Pretenses/Swindle/Confidence Game	3	0
			Credit Card/Automatic Teller Fraud	1	0
			Impersonation	2	0
			Welfare Fraud	0	0
			Wire Fraud	0	0
			Identity Theft	1	0
			Hacking/Computer Invasion	0	0
			Robbery	0	0
			Pocket-picking	0	0
			Purse-snatching	0	0
			Shoplifting	1	1
			Theft From Building	0	0
			Theft From Coin Operated Machine or Device	0	0
			Theft From Motor Vehicle	1	0
			Theft of Motor Vehicle Parts/Accessories	0	0
			All Other Larceny	11	1
			Motor Vehicle Theft	0	0
			Stolen Property Offenses	0	0
			Crimes Against Society		
			Drug/Narcotic Violations	8	3
			Drug Equipment Violations	0	0
			Betting/Wagering	0	0
			Operating/Promoting/Assisting Gambling	0	0
			Gambling Equipment Violations	0	0
			Sports Tampering	0	0
			Pornography/Obscene Material	0	0
			Prostitution	0	0
			Assisting or Promoting Prostitution	0	0
			Purchasing Prostitution	0	0
			Weapon Law Violations	3	0
			Animal Cruelty	0	0
			Total Group A Offenses	47	11
					0
Group B Arrests					
Offense	Adult	Juvenile			
Bad Checks	0	0			
Curfew/Loitering/Vagrancy Violations	0	0			
Disorderly Conduct	1	0			
Driving Under the Influence	15	0			
Drunkenness	7	0			
Family Offenses (Nonviolent)	0	0			
Liquor Law Violations	0	0			
Peeping Tom	0	0			
Runaway	0	0			
Trespass of Real Property	0	0			
All Other Offenses	0	0			
Total Group B	23	0			

(*) Offenses are counted using the FBI Units of Count for Crime

(**) The 'Arrests' column shows arrests made for incidents during the selected period, regardless of arrest date. Arrest counts for the same period may change over time.

Appalachia Police Department - VA0960100 - NIBRS Agency Crime Overview - 2019

2019 Population Estimate	1,566	Offenses (*)		
		Reported	Adult	Juvenile
Law Enforcement Employees		Group A Offenses		
		Crimes Against Persons		
Sworn Male	3	Murder and Nonnegligent Manslaughter	0	0
Sworn Female	0	Negligent Manslaughter	0	0
Civilian Male	0	Kidnapping/Abduction	2	0
Civilian Female	0	Forcible Rape	2	0
Total:	3	Forcible Sodomy	0	0
		Sexual Assault With An Object	0	0
		Forcible Fondling	0	0
Offense Overview		Incest	0	0
Incident Total	102	Statutory Rape	0	0
Offense Total	126	Aggravated Assault	4	3
Group A Crimes per 100,000 population	6,513.4	Simple Assault	21	6
		Intimidation	0	0
		Human Trafficking, Commercial Sex Acts	0	0
		Human Trafficking, Involuntary Servitude	0	0
Arrest Overview		Crimes Against Property		
Total Arrests	112	Arson	1	0
Adult Arrests	112	Bribery	0	0
Juvenile Arrests	0	Burglary/Breaking & Entering	9	3
Unknown Age	0	Counterfeiting/Forgery	0	0
Arrests per 100,000 population	7,152.0	Destruction/Damage/Vandalism of Property	20	0
		Embezzlement	0	0
		Extortion/Blackmail	0	0
		False Pretenses/Swindle/Confidence Game	0	0
		Credit Card/Automatic Teller Fraud	2	0
		Impersonation	0	0
		Welfare Fraud	0	0
		Wire Fraud	1	0
		Identity Theft	0	0
		Hacking/Computer Invasion	0	0
		Robbery	0	0
		Pocket-picking	0	0
		Purse-snatching	0	0
		Shoplifting	9	3
		Theft From Building	8	1
		Theft From Coin Operated Machine or Device	0	0
		Theft From Motor Vehicle	2	1
		Theft of Motor Vehicle Parts/Accessories	1	0
		All Other Larceny	15	3
		Motor Vehicle Theft	7	3
		Stolen Property Offenses	2	0
		Crimes Against Society		
		Drug/Narcotic Violations	11	8
		Drug Equipment Violations	8	5
		Betting/Wagering	0	0
		Operating/Promoting/Assisting Gambling	0	0
		Gambling Equipment Violations	0	0
		Sports Tampering	0	0
		Pornography/Obscene Material	0	0
		Prostitution	0	0
		Assisting or Promoting Prostitution	0	0
		Purchasing Prostitution	0	0
		Weapon Law Violations	1	1
		Animal Cruelty	0	0
		Total Group A Offenses	126	39
				0
Group B Arrests				
Offense	Adult	Juvenile		
Bad Checks	0	0		
Curfew/Loitering/Vagrancy Violations	0	0		
Disorderly Conduct	1	0		
Driving Under the Influence	1	0		
Drunkenness	11	0		
Family Offenses (Nonviolent)	1	0		
Liquor Law Violations	0	0		
Peeping Tom	0	0		
Runaway	0	0		
Trespass of Real Property	4	0		
All Other Offenses	55	0		
Total Group B	73	0		

(*) Offenses are counted using the FBI Units of Count for Crime

(**) The 'Arrests' column shows arrests made for incidents during the selected period, regardless of arrest date. Arrest counts for the same period may change over time.

Appomattox County Sheriff's Office - VA0060000 - NIBRS Agency Crime Overview - 2019

2019 Population Estimate		15,818	Offenses (*)	Arrests (**)	
Law Enforcement Employees			Reported	Adult	Juvenile
Group A Offenses					
Crimes Against Persons					
Sworn Male	20	Murder and Nonnegligent Manslaughter	0	0	0
Sworn Female	2	Negligent Manslaughter	0	0	0
Civilian Male	0	Kidnapping/Abduction	0	0	0
Civilian Female	2	Forcible Rape	1	0	0
Total:	24	Forcible Sodomy	1	0	0
		Sexual Assault With An Object	3	2	0
		Forcible Fondling	7	1	0
		Incest	0	0	0
Offense Overview		Statutory Rape	0	0	0
Incident Total	245	Aggravated Assault	13	2	0
Offense Total	275	Simple Assault	23	8	0
Group A Crimes per 100,000 population	1,548.9	Intimidation	1	1	0
		Human Trafficking, Commercial Sex Acts	0	0	0
		Human Trafficking, Involuntary Servitude	0	0	0
Arrest Overview		Crimes Against Property			
Total Arrests	51	Arson	0	0	0
Adult Arrests	49	Bribery	1	0	0
Juvenile Arrests	2	Burglary/Breaking & Entering	9	0	0
Unknown Age	0	Counterfeiting/Forgery	4	0	0
Arrests per 100,000 population	322.4	Destruction/Damage/Vandalism of Property	22	1	0
		Embezzlement	0	0	0
		Extortion/Blackmail	0	0	0
		False Pretenses/Swindle/Confidence Game	7	0	0
		Credit Card/Automatic Teller Fraud	2	0	0
		Impersonation	2	0	0
		Welfare Fraud	0	0	0
		Wire Fraud	0	0	0
		Identity Theft	0	0	0
		Hacking/Computer Invasion	0	0	0
		Robbery	2	0	0
		Pocket-picking	1	0	0
		Purse-snatching	0	0	0
		Shoplifting	12	6	0
		Theft From Building	11	0	0
		Theft From Coin Operated Machine or Device	0	0	0
		Theft From Motor Vehicle	0	0	0
		Theft of Motor Vehicle Parts/Accessories	0	0	0
		All Other Larceny	54	3	1
		Motor Vehicle Theft	0	0	0
		Stolen Property Offenses	0	0	0
		Crimes Against Society			
		Drug/Narcotic Violations	71	9	0
		Drug Equipment Violations	4	0	0
		Betting/Wagering	0	0	0
		Operating/Promoting/Assisting Gambling	0	0	0
		Gambling Equipment Violations	0	0	0
		Sports Tampering	0	0	0
		Pornography/Obscene Material	3	0	0
		Prostitution	0	0	0
		Assisting or Promoting Prostitution	0	0	0
		Purchasing Prostitution	0	0	0
		Weapon Law Violations	21	3	0
		Animal Cruelty	0	0	0
		Total Group A Offenses	275	36	1
Group B Arrests					
Offense	Adult	Juvenile			
Bad Checks	0	0			
Curfew/Loitering/Vagrancy Violations	0	0			
Disorderly Conduct	0	0			
Driving Under the Influence	7	0			
Drunkenness	3	0			
Family Offenses (Nonviolent)	0	0			
Liquor Law Violations	1	1			
Peeping Tom	0	0			
Runaway	0	0			
Trespass of Real Property	0	0			
All Other Offenses	2	0			
Total Group B	13	1			

(*) Offenses are counted using the FBI Units of Count for Crime

(**) The 'Arrests' column shows arrests made for incidents during the selected period, regardless of arrest date. Arrest counts for the same period may change over time.

Arlington County Police - VA0070100 - NIBRS Agency Crime Overview - 2019

2019 Population Estimate	242,152	Offenses (*)	Arrests (**)		
		Reported	Adult	Juvenile	
Law Enforcement Employees		Group A Offenses			
Sworn Male	273	Crimes Against Persons			
Sworn Female	71	Murder and Nonnegligent Manslaughter	2	2	0
Civilian Male	32	Negligent Manslaughter	0	0	0
Civilian Female	69	Kidnapping/Abduction	25	4	0
Total:	445	Forcible Rape	38	1	0
		Forcible Sodomy	10	0	0
		Sexual Assault With An Object	9	2	0
		Forcible Fondling	70	5	0
Offense Overview		Incest	0	0	0
Incident Total	7,156	Statutory Rape	3	1	0
Offense Total	7,985	Aggravated Assault	150	50	1
Group A Crimes per 100,000 population	2,955.2	Simple Assault	822	276	17
		Intimidation	105	5	1
		Human Trafficking, Commercial Sex Acts	3	1	0
		Human Trafficking, Involuntary Servitude	0	0	0
Arrest Overview		Crimes Against Property			
Total Arrests	3,151	Arson	6	0	0
Adult Arrests	2,918	Bribery	0	0	0
Juvenile Arrests	233	Burglary/Breaking & Entering	158	26	6
Unknown Age	0	Counterfeiting/Forgery	129	31	1
Arrests per 100,000 population	1,301.2	Destruction/Damage/Vandalism of Property	667	39	2
		Embezzlement	43	17	0
		Extortion/Blackmail	35	0	0
		False Pretenses/Swindle/Confidence Game	600	25	0
		Credit Card/Automatic Teller Fraud	328	3	1
		Impersonation	241	62	7
		Welfare Fraud	1	0	0
		Wire Fraud	0	0	0
		Identity Theft	174	2	0
		Hacking/Computer Invasion	3	0	0
		Robbery	92	24	7
		Pocket-picking	49	5	0
		Purse-snatching	9	1	0
		Shoplifting	712	277	102
		Theft From Building	701	4	2
		Theft From Coin Operated Machine or Device	0	0	0
		Theft From Motor Vehicle	727	3	4
		Theft of Motor Vehicle Parts/Accessories	102	1	1
		All Other Larceny	450	34	7
		Motor Vehicle Theft	227	14	3
		Stolen Property Offenses	49	15	2
		Crimes Against Society			
		Drug/Narcotic Violations	1,036	596	36
		Drug Equipment Violations	68	10	1
		Betting/Wagering	0	0	0
		Operating/Promoting/Assisting Gambling	0	0	0
		Gambling Equipment Violations	0	0	0
		Sports Tampering	0	0	0
		Pornography/Obscene Material	26	3	0
		Prostitution	11	11	0
		Assisting or Promoting Prostitution	9	10	0
		Purchasing Prostitution	2	3	0
		Weapon Law Violations	92	30	5
		Animal Cruelty	1	1	0
		Total Group A Offenses	7,985	1,594	206
Group B Arrests					
Offense	Adult	Juvenile			
Bad Checks	0	0			
Curfew/Loitering/Vagrancy Violations	9	0			
Disorderly Conduct	45	4			
Driving Under the Influence	309	3			
Drunkenness	719	0			
Family Offenses (Nonviolent)	1	0			
Liquor Law Violations	48	11			
Peeping Tom	1	0			
Runaway	0	0			
Trespass of Real Property	99	1			
All Other Offenses	93	8			
Total Group B	1,324	27			

(*) Offenses are counted using the FBI Units of Count for Crime

(**) The 'Arrests' column shows arrests made for incidents during the selected period, regardless of arrest date. Arrest counts for the same period may change over time.

Ashland Police Department - VA0420100 - NIBRS Agency Crime Overview - 2019

2019 Population Estimate	7,840	Offenses (*)	Arrests (**)		
		Reported	Adult	Juvenile	
Law Enforcement Employees		Group A Offenses			
Sworn Male	22	Crimes Against Persons			
Sworn Female	3	Murder and Nonnegligent Manslaughter	0	0	0
Civilian Male	0	Negligent Manslaughter	0	0	0
Civilian Female	3	Kidnapping/Abduction	1	1	0
Total:	28	Forcible Rape	0	0	0
		Forcible Sodomy	1	0	0
		Sexual Assault With An Object	0	0	0
		Forcible Fondling	3	1	0
Offense Overview		Incest	0	0	0
Incident Total	449	Statutory Rape	0	0	0
Offense Total	581	Aggravated Assault	15	10	0
Group A Crimes per 100,000 population	5,727.0	Simple Assault	148	30	4
		Intimidation	5	1	0
		Human Trafficking, Commercial Sex Acts	0	0	0
		Human Trafficking, Involuntary Servitude	0	0	0
Arrest Overview		Crimes Against Property			
Total Arrests	290	Arson	1	0	0
Adult Arrests	268	Bribery	0	0	0
Juvenile Arrests	22	Burglary/Breaking & Entering	8	2	0
Unknown Age	0	Counterfeiting/Forgery	16	2	0
Arrests per 100,000 population	3,699.0	Destruction/Damage/Vandalism of Property	65	3	0
		Embezzlement	5	3	0
		Extortion/Blackmail	0	0	0
		False Pretenses/Swindle/Confidence Game	16	4	0
		Credit Card/Automatic Teller Fraud	15	1	0
		Impersonation	3	2	0
		Welfare Fraud	0	0	0
		Wire Fraud	4	0	0
		Identity Theft	0	0	0
		Hacking/Computer Invasion	2	0	0
		Robbery	4	4	1
		Pocket-picking	1	0	0
		Purse-snatching	0	0	0
		Shoplifting	40	19	7
		Theft From Building	21	1	1
		Theft From Coin Operated Machine or Device	0	0	0
		Theft From Motor Vehicle	37	0	0
		Theft of Motor Vehicle Parts/Accessories	11	0	0
		All Other Larceny	34	3	0
		Motor Vehicle Theft	10	0	0
		Stolen Property Offenses	2	0	0
		Crimes Against Society			
		Drug/Narcotic Violations	57	48	2
		Drug Equipment Violations	41	0	0
		Betting/Wagering	0	0	0
		Operating/Promoting/Assisting Gambling	0	0	0
		Gambling Equipment Violations	0	0	0
		Sports Tampering	0	0	0
		Pornography/Obscene Material	3	1	0
		Prostitution	0	0	0
		Assisting or Promoting Prostitution	0	0	0
		Purchasing Prostitution	0	0	0
		Weapon Law Violations	12	5	0
		Animal Cruelty	0	0	0
		Total Group A Offenses	581	141	15
Group B Arrests					
Offense	Adult	Juvenile			
Bad Checks	0	0			
Curfew/Loitering/Vagrancy Violations	0	2			
Disorderly Conduct	4	0			
Driving Under the Influence	26	1			
Drunkenness	41	0			
Family Offenses (Nonviolent)	1	0			
Liquor Law Violations	2	0			
Peeping Tom	0	0			
Runaway	0	0			
Trespass of Real Property	12	0			
All Other Offenses	41	4			
Total Group B	127	7			

(*) Offenses are counted using the FBI Units of Count for Crime

(**) The 'Arrests' column shows arrests made for incidents during the selected period, regardless of arrest date. Arrest counts for the same period may change over time.

Augusta County Sheriff's Office - VA0080000 - NIBRS Agency Crime Overview - 2019

2019 Population Estimate	75,831	Offenses (*)	Arrests (**)		
		Reported	Adult	Juvenile	
Law Enforcement Employees		Group A Offenses			
		Crimes Against Persons			
Sworn Male	72	Murder and Nonnegligent Manslaughter	0	0	0
Sworn Female	2	Negligent Manslaughter	0	0	0
Civilian Male	0	Kidnapping/Abduction	16	14	0
Civilian Female	11	Forcible Rape	12	0	0
Total:	85	Forcible Sodomy	2	0	0
		Sexual Assault With An Object	1	0	0
		Forcible Fondling	27	1	0
Offense Overview		Incest	0	0	0
Incident Total	2,285	Statutory Rape	1	0	0
Offense Total	2,560	Aggravated Assault	71	33	0
Group A Crimes per 100,000 population	3,013.3	Simple Assault	370	144	4
		Intimidation	63	5	1
		Human Trafficking, Commercial Sex Acts	0	0	0
		Human Trafficking, Involuntary Servitude	0	0	0
Arrest Overview		Crimes Against Property			
Total Arrests	919	Arson	3	0	0
Adult Arrests	892	Bribery	0	0	0
Juvenile Arrests	27	Burglary/Breaking & Entering	186	26	0
Unknown Age	0	Counterfeiting/Forgery	59	24	0
Arrests per 100,000 population	1,211.9	Destruction/Damage/Vandalism of Property	275	18	0
		Embezzlement	27	5	0
		Extortion/Blackmail	2	0	0
		False Pretenses/Swindle/Confidence Game	100	22	0
		Credit Card/Automatic Teller Fraud	77	3	0
		Impersonation	36	2	0
		Welfare Fraud	0	0	0
		Wire Fraud	89	0	0
		Identity Theft	7	0	0
		Hacking/Computer Invasion	0	0	0
		Robbery	5	5	0
		Pocket-picking	1	0	0
		Purse-snatching	0	0	0
		Shoplifting	62	14	0
		Theft From Building	90	0	0
		Theft From Coin Operated Machine or Device	1	0	0
		Theft From Motor Vehicle	110	0	0
		Theft of Motor Vehicle Parts/Accessories	112	0	0
		All Other Larceny	180	64	0
		Motor Vehicle Theft	82	3	0
		Stolen Property Offenses	9	14	0
		Crimes Against Society			
		Drug/Narcotic Violations	344	187	5
		Drug Equipment Violations	49	3	0
		Betting/Wagering	0	0	0
		Operating/Promoting/Assisting Gambling	0	0	0
		Gambling Equipment Violations	0	0	0
		Sports Tampering	0	0	0
		Pornography/Obscene Material	24	2	0
		Prostitution	1	0	0
		Assisting or Promoting Prostitution	1	0	0
		Purchasing Prostitution	0	0	0
		Weapon Law Violations	56	7	0
		Animal Cruelty	9	5	0
		Total Group A Offenses	2,560	601	10
Group B Arrests					
Offense	Adult	Juvenile			
Bad Checks	4	0			
Curfew/Loitering/Vagrancy Violations	0	0			
Disorderly Conduct	13	0			
Driving Under the Influence	48	0			
Drunkenness	78	0			
Family Offenses (Nonviolent)	3	0			
Liquor Law Violations	7	0			
Peeping Tom	0	0			
Runaway	0	0			
Trespass of Real Property	17	0			
All Other Offenses	121	17			
Total Group B	291	17			

(*) Offenses are counted using the FBI Units of Count for Crime

(**) The 'Arrests' column shows arrests made for incidents during the selected period, regardless of arrest date. Arrest counts for the same period may change over time.

Bath County Sheriff's Office - VA0090000 - NIBRS Agency Crime Overview - 2019

2019 Population Estimate	4,318	Offenses (*)	Arrests (**)		
		Reported	Adult	Juvenile	
Law Enforcement Employees		Group A Offenses			
		Crimes Against Persons			
Sworn Male	14	Murder and Nonnegligent Manslaughter	0	0	0
Sworn Female	1	Negligent Manslaughter	0	0	0
Civilian Male	2	Kidnapping/Abduction	1	0	0
Civilian Female	5	Forcible Rape	0	0	0
Total:	22	Forcible Sodomy	0	0	0
		Sexual Assault With An Object	0	0	0
		Forcible Fondling	0	0	0
Offense Overview		Incest	0	0	0
Incident Total	32	Statutory Rape	0	0	0
Offense Total	40	Aggravated Assault	3	0	0
Group A Crimes per 100,000 population	741.1	Simple Assault	5	1	0
		Intimidation	0	0	0
		Human Trafficking, Commercial Sex Acts	0	0	0
		Human Trafficking, Involuntary Servitude	0	0	0
Arrest Overview		Crimes Against Property			
Total Arrests	2	Arson	1	0	0
Adult Arrests	2	Bribery	0	0	0
Juvenile Arrests	0	Burglary/Breaking & Entering	1	0	0
Unknown Age	0	Counterfeiting/Forgery	2	0	0
Arrests per 100,000 population	46.3	Destruction/Damage/Vandalism of Property	10	1	0
		Embezzlement	1	0	0
		Extortion/Blackmail	0	0	0
		False Pretenses/Swindle/Confidence Game	1	0	0
		Credit Card/Automatic Teller Fraud	0	0	0
		Impersonation	0	0	0
		Welfare Fraud	0	0	0
		Wire Fraud	0	0	0
		Identity Theft	0	0	0
		Hacking/Computer Invasion	0	0	0
		Robbery	0	0	0
		Pocket-picking	0	0	0
		Purse-snatching	0	0	0
		Shoplifting	0	0	0
		Theft From Building	0	0	0
		Theft From Coin Operated Machine or Device	0	0	0
		Theft From Motor Vehicle	0	0	0
		Theft of Motor Vehicle Parts/Accessories	0	0	0
		All Other Larceny	7	0	0
		Motor Vehicle Theft	0	0	0
		Stolen Property Offenses	3	0	0
		Crimes Against Society			
		Drug/Narcotic Violations	5	0	0
		Drug Equipment Violations	0	0	0
		Betting/Wagering	0	0	0
		Operating/Promoting/Assisting Gambling	0	0	0
		Gambling Equipment Violations	0	0	0
		Sports Tampering	0	0	0
		Pornography/Obscene Material	0	0	0
		Prostitution	0	0	0
		Assisting or Promoting Prostitution	0	0	0
		Purchasing Prostitution	0	0	0
		Weapon Law Violations	0	0	0
		Animal Cruelty	0	0	0
		Total Group A Offenses	40	2	0

(*) Offenses are counted using the FBI Units of Count for Crime

(**) The 'Arrests' column shows arrests made for incidents during the selected period, regardless of arrest date. Arrest counts for the same period may change over time.

Bedford CO Sheriffs Office - VA0100000 - NIBRS Agency Crime Overview - 2019

2019 Population Estimate	71,996	Offenses (*)	Arrests (**)		
		Reported	Adult	Juvenile	
Law Enforcement Employees		Group A Offenses			
		Crimes Against Persons			
Sworn Male	71	Murder and Nonnegligent Manslaughter	1	0	0
Sworn Female	14	Negligent Manslaughter	0	0	0
Civilian Male	0	Kidnapping/Abduction	1	1	0
Civilian Female	8	Forcible Rape	8	0	0
Total:	93	Forcible Sodomy	3	0	0
		Sexual Assault With An Object	2	2	1
		Forcible Fondling	10	2	0
Offense Overview		Incest	0	0	0
Incident Total	1,660	Statutory Rape	1	0	0
Offense Total	1,839	Aggravated Assault	47	24	3
Group A Crimes per 100,000 population	2,305.7	Simple Assault	557	141	17
		Intimidation	31	16	6
		Human Trafficking, Commercial Sex Acts	0	0	0
		Human Trafficking, Involuntary Servitude	0	0	0
Arrest Overview		Crimes Against Property			
Total Arrests	635	Arson	1	0	0
Adult Arrests	578	Bribery	0	0	0
Juvenile Arrests	57	Burglary/Breaking & Entering	95	17	0
Unknown Age	0	Counterfeiting/Forgery	17	9	0
Arrests per 100,000 population	882.0	Destruction/Damage/Vandalism of Property	129	11	2
		Embezzlement	7	2	0
		Extortion/Blackmail	1	0	0
		False Pretenses/Swindle/Confidence Game	77	6	0
		Credit Card/Automatic Teller Fraud	52	1	0
		Impersonation	0	0	0
		Welfare Fraud	0	0	0
		Wire Fraud	11	0	0
		Identity Theft	8	0	0
		Hacking/Computer Invasion	0	0	0
		Robbery	2	3	0
		Pocket-picking	0	0	0
		Purse-snatching	0	0	0
		Shoplifting	24	7	3
		Theft From Building	65	5	1
		Theft From Coin Operated Machine or Device	0	0	0
		Theft From Motor Vehicle	50	0	0
		Theft of Motor Vehicle Parts/Accessories	31	1	0
		All Other Larceny	184	30	6
		Motor Vehicle Theft	32	5	1
		Stolen Property Offenses	1	2	0
		Crimes Against Society			
		Drug/Narcotic Violations	276	204	6
		Drug Equipment Violations	54	12	2
		Betting/Wagering	0	0	0
		Operating/Promoting/Assisting Gambling	0	0	0
		Gambling Equipment Violations	0	0	0
		Sports Tampering	0	0	0
		Pornography/Obscene Material	25	8	0
		Prostitution	0	0	0
		Assisting or Promoting Prostitution	0	0	0
		Purchasing Prostitution	0	0	0
		Weapon Law Violations	33	15	3
		Animal Cruelty	3	0	0
		Total Group A Offenses	1,839	524	51
Group B Arrests					
Offense	Adult	Juvenile			
Bad Checks	1	0			
Curfew/Loitering/Vagrancy Violations	0	0			
Disorderly Conduct	2	0			
Driving Under the Influence	14	0			
Drunkenness	14	0			
Family Offenses (Nonviolent)	0	0			
Liquor Law Violations	0	2			
Peeping Tom	0	0			
Runaway	0	3			
Trespass of Real Property	3	0			
All Other Offenses	20	1			
Total Group B	54	6			

(*) Offenses are counted using the FBI Units of Count for Crime

(**) The 'Arrests' column shows arrests made for incidents during the selected period, regardless of arrest date. Arrest counts for the same period may change over time.

Bedford Police Department⁸ - VA0100100 - NIBRS Agency Crime Overview - 2019

2019 Population Estimate	6,585	Offenses (*)	Arrests (**)		
		Reported	Adult	Juvenile	
Law Enforcement Employees		Group A Offenses			
Sworn Male	19	Crimes Against Persons			
Sworn Female	3	Murder and Nonnegligent Manslaughter	0	0	0
Civilian Male	0	Negligent Manslaughter	0	0	0
Civilian Female	4	Kidnapping/Abduction	3	1	1
Total:	26	Forcible Rape	1	0	0
		Forcible Sodomy	2	0	0
		Sexual Assault With An Object	0	0	0
		Forcible Fondling	4	0	0
Offense Overview		Incest	0	0	0
Incident Total	570	Statutory Rape	0	0	0
Offense Total	624	Aggravated Assault	6	2	0
Group A Crimes per 100,000 population	8,656.0	Simple Assault	157	74	1
		Intimidation	2	2	0
		Human Trafficking, Commercial Sex Acts	0	0	0
		Human Trafficking, Involuntary Servitude	0	0	0
Arrest Overview		Crimes Against Property			
Total Arrests	429	Arson	1	0	0
Adult Arrests	411	Bribery	0	0	0
Juvenile Arrests	18	Burglary/Breaking & Entering	6	2	0
Unknown Age	0	Counterfeiting/Forgery	19	5	0
Arrests per 100,000 population	6,514.8	Destruction/Damage/Vandalism of Property	70	6	4
		Embezzlement	2	0	0
		Extortion/Blackmail	0	0	0
		False Pretenses/Swindle/Confidence Game	17	4	0
		Credit Card/Automatic Teller Fraud	9	0	0
		Impersonation	1	0	0
		Welfare Fraud	0	0	0
		Wire Fraud	0	0	0
		Identity Theft	1	0	0
		Hacking/Computer Invasion	0	0	0
		Robbery	0	0	0
		Pocket-picking	0	0	0
		Purse-snatching	0	0	0
		Shoplifting	16	9	1
		Theft From Building	18	5	0
		Theft From Coin Operated Machine or Device	0	0	0
		Theft From Motor Vehicle	17	1	0
		Theft of Motor Vehicle Parts/Accessories	2	0	0
		All Other Larceny	135	18	1
		Motor Vehicle Theft	5	1	0
		Stolen Property Offenses	1	1	0
		Crimes Against Society			
		Drug/Narcotic Violations	117	79	6
		Drug Equipment Violations	1	0	0
		Betting/Wagering	0	0	0
		Operating/Promoting/Assisting Gambling	0	0	0
		Gambling Equipment Violations	0	0	0
		Sports Tampering	0	0	0
		Pornography/Obscene Material	1	0	0
		Prostitution	0	0	0
		Assisting or Promoting Prostitution	0	0	0
		Purchasing Prostitution	0	0	0
		Weapon Law Violations	10	4	0
		Animal Cruelty	0	0	0
		Total Group A Offenses	624	214	14
Group B Arrests					
Offense	Adult	Juvenile			
Bad Checks	0	0			
Curfew/Loitering/Vagrancy Violations	0	0			
Disorderly Conduct	0	0			
Driving Under the Influence	17	0			
Drunkenness	13	0			
Family Offenses (Nonviolent)	1	0			
Liquor Law Violations	1	1			
Peeping Tom	0	0			
Runaway	0	0			
Trespass of Real Property	18	0			
All Other Offenses	147	3			
Total Group B	197	4			

(*) Offenses are counted using the FBI Units of Count for Crime

(**) The 'Arrests' column shows arrests made for incidents during the selected period, regardless of arrest date. Arrest counts for the same period may change over time.

Berryville Police Department - VA0220100 - NIBRS Agency Crime Overview - 2019

2019 Population Estimate		4,342	Offenses (*)	Arrests (**)	
			Reported	Adult	Juvenile
Law Enforcement Employees			Group A Offenses		
			Crimes Against Persons		
Sworn Male	9		Murder and Nonnegligent Manslaughter	0	0
Sworn Female	0		Negligent Manslaughter	0	0
Civilian Male	0		Kidnapping/Abduction	0	0
Civilian Female	1		Forcible Rape	0	0
Total:	10		Forcible Sodomy	0	0
			Sexual Assault With An Object	0	0
			Forcible Fondling	0	0
Offense Overview			Incest	0	0
Incident Total	114		Statutory Rape	0	0
Offense Total	134		Aggravated Assault	1	1
Group A Crimes per 100,000 population	2,625.5		Simple Assault	27	3
			Intimidation	7	0
			Human Trafficking, Commercial Sex Acts	0	0
			Human Trafficking, Involuntary Servitude	0	0
Arrest Overview			Crimes Against Property		
Total Arrests	32		Arson	0	0
Adult Arrests	31		Bribery	0	0
Juvenile Arrests	1		Burglary/Breaking & Entering	6	0
Unknown Age	0		Counterfeiting/Forgery	2	0
Arrests per 100,000 population	737.0		Destruction/Damage/Vandalism of Property	20	1
			Embezzlement	2	0
			Extortion/Blackmail	0	0
			False Pretenses/Swindle/Confidence Game	6	0
			Credit Card/Automatic Teller Fraud	3	1
			Impersonation	6	0
			Welfare Fraud	0	0
			Wire Fraud	0	0
			Identity Theft	5	0
			Hacking/Computer Invasion	1	0
			Robbery	0	0
			Pocket-picking	0	0
			Purse-snatching	0	0
			Shoplifting	2	0
			Theft From Building	8	0
			Theft From Coin Operated Machine or Device	0	0
			Theft From Motor Vehicle	2	0
			Theft of Motor Vehicle Parts/Accessories	2	0
			All Other Larceny	13	1
			Motor Vehicle Theft	0	0
			Stolen Property Offenses	0	0
			Crimes Against Society		
			Drug/Narcotic Violations	17	12
			Drug Equipment Violations	4	0
			Betting/Wagering	0	0
			Operating/Promoting/Assisting Gambling	0	0
			Gambling Equipment Violations	0	0
			Sports Tampering	0	0
			Pornography/Obscene Material	0	0
			Prostitution	0	0
			Assisting or Promoting Prostitution	0	0
			Purchasing Prostitution	0	0
			Weapon Law Violations	0	0
			Animal Cruelty	0	0
			Total Group A Offenses	134	19
					1
Group B Arrests					
Offense	Adult	Juvenile			
Bad Checks	0	0			
Curfew/Loitering/Vagrancy Violations	0	0			
Disorderly Conduct	0	0			
Driving Under the Influence	2	0			
Drunkenness	4	0			
Family Offenses (Nonviolent)	0	0			
Liquor Law Violations	0	0			
Peeping Tom	0	0			
Runaway	0	0			
Trespass of Real Property	0	0			
All Other Offenses	6	0			
Total Group B	12	0			

(*) Offenses are counted using the FBI Units of Count for Crime

(**) The 'Arrests' column shows arrests made for incidents during the selected period, regardless of arrest date. Arrest counts for the same period may change over time.

Big Stone Gap Police Dept - VA0960200 - NIBRS Agency Crime Overview - 2019

2019 Population Estimate		5,218	Offenses (*)	Arrests (**)	
			Reported	Adult	Juvenile
Law Enforcement Employees			Crimes Against Persons		
Sworn Male	12		Murder and Nonnegligent Manslaughter	0	0
Sworn Female	0		Negligent Manslaughter	0	0
Civilian Male	0		Kidnapping/Abduction	1	0
Civilian Female	1		Forcible Rape	1	0
Total:	13		Forcible Sodomy	1	0
			Sexual Assault With An Object	1	0
			Forcible Fondling	3	0
			Incest	0	0
Offense Overview			Crimes Against Property		
Incident Total	228		Arson	0	0
Offense Total	280		Bribery	0	0
Group A Crimes per 100,000 population	4,369.5		Burglary/Breaking & Entering	6	1
			Counterfeiting/Forgery	13	0
			Destruction/Damage/Vandalism of Property	43	0
			Embezzlement	0	0
			Extortion/Blackmail	0	0
			False Pretenses/Swindle/Confidence Game	5	0
			Credit Card/Automatic Teller Fraud	2	0
			Impersonation	0	0
			Welfare Fraud	0	0
			Wire Fraud	0	0
			Identity Theft	1	0
			Hacking/Computer Invasion	0	0
			Robbery	0	0
			Pocket-picking	0	0
			Purse-snatching	0	0
			Shoplifting	22	8
			Theft From Building	4	0
			Theft From Coin Operated Machine or Device	0	0
			Theft From Motor Vehicle	9	0
			Theft of Motor Vehicle Parts/Accessories	0	0
			All Other Larceny	40	4
			Motor Vehicle Theft	4	1
			Stolen Property Offenses	0	0
			Crimes Against Society		
			Drug/Narcotic Violations	42	27
			Drug Equipment Violations	38	13
			Betting/Wagering	0	0
			Operating/Promoting/Assisting Gambling	0	0
			Gambling Equipment Violations	0	0
			Sports Tampering	0	0
			Pornography/Obscene Material	0	0
			Prostitution	0	0
			Assisting or Promoting Prostitution	0	0
			Purchasing Prostitution	0	0
			Weapon Law Violations	1	0
			Animal Cruelty	0	0
			Total Group A Offenses	280	71
					1
Group B Arrests					
Offense	Adult	Juvenile			
Bad Checks	0	0			
Curfew/Loitering/Vagrancy Violations	0	0			
Disorderly Conduct	2	0			
Driving Under the Influence	14	1			
Drunkenness	37	0			
Family Offenses (Nonviolent)	1	0			
Liquor Law Violations	0	7			
Peeping Tom	0	0			
Runaway	0	0			
Trespass of Real Property	6	0			
All Other Offenses	2	1			
Total Group B	62	9			

(*) Offenses are counted using the FBI Units of Count for Crime

(**) The 'Arrests' column shows arrests made for incidents during the selected period, regardless of arrest date. Arrest counts for the same period may change over time.

Blacksburg Police Department - VA0600100 - NIBRS Agency Crime Overview - 2019

2019 Population Estimate	44,678	Offenses (*)	Arrests (**)	
		Reported	Adult	Juvenile
Law Enforcement Employees		Group A Offenses		
		Crimes Against Persons		
Sworn Male	56	Murder and Nonnegligent Manslaughter	0	0
Sworn Female	6	Negligent Manslaughter	0	0
Civilian Male	2	Kidnapping/Abduction	6	4
Civilian Female	8	Forcible Rape	22	2
Total:	72	Forcible Sodomy	0	0
		Sexual Assault With An Object	4	1
		Forcible Fondling	7	1
		Incest	0	0
Offense Overview		Statutory Rape	0	0
Incident Total	1,124	Aggravated Assault	23	12
Offense Total	1,247	Simple Assault	201	69
Group A Crimes per 100,000 population	2,515.8	Intimidation	25	3
		Human Trafficking, Commercial Sex Acts	0	0
		Human Trafficking, Involuntary Servitude	0	0
		Crimes Against Property		
Arrest Overview		Arson	1	0
Total Arrests	763	Bribery	0	0
Adult Arrests	760	Burglary/Breaking & Entering	38	11
Juvenile Arrests	3	Counterfeiting/Forgery	16	3
Unknown Age	0	Destruction/Damage/Vandalism of Property	247	14
Arrests per 100,000 population	1,707.8	Embezzlement	1	0
		Extortion/Blackmail	6	0
		False Pretenses/Swindle/Confidence Game	62	5
		Credit Card/Automatic Teller Fraud	66	1
		Impersonation	7	3
		Welfare Fraud	0	0
		Wire Fraud	21	0
		Identity Theft	6	0
		Hacking/Computer Invasion	1	0
		Robbery	1	0
		Pocket-picking	0	0
		Purse-snatching	0	0
		Shoplifting	11	3
		Theft From Building	13	0
		Theft From Coin Operated Machine or Device	0	0
		Theft From Motor Vehicle	42	4
		Theft of Motor Vehicle Parts/Accessories	2	0
		All Other Larceny	167	12
		Motor Vehicle Theft	9	0
		Stolen Property Offenses	1	0
		Crimes Against Society		
		Drug/Narcotic Violations	218	76
		Drug Equipment Violations	11	1
		Betting/Wagering	0	0
		Operating/Promoting/Assisting Gambling	0	0
		Gambling Equipment Violations	0	0
		Sports Tampering	0	0
		Pornography/Obscene Material	5	1
		Prostitution	0	0
		Assisting or Promoting Prostitution	0	0
		Purchasing Prostitution	0	0
		Weapon Law Violations	7	5
		Animal Cruelty	0	0
		Total Group A Offenses	1,247	231
		Group B Arrests		
Offense		Adult	Juvenile	
Bad Checks	1	0		
Curfew/Loitering/Vagrancy Violations	0	0		
Disorderly Conduct	0	0		
Driving Under the Influence	86	0		
Drunkenness	280	0		
Family Offenses (Nonviolent)	0	0		
Liquor Law Violations	32	0		
Peeping Tom	0	0		
Runaway	0	0		
Trespass of Real Property	5	0		
All Other Offenses	125	3		
Total Group B	529	3		

(*) Offenses are counted using the FBI Units of Count for Crime

(**) The 'Arrests' column shows arrests made for incidents during the selected period, regardless of arrest date. Arrest counts for the same period may change over time.

Blackstone Police Department - VA0670100 - NIBRS Agency Crime Overview - 2019

2019 Population Estimate		3,387		Offenses (*)		Arrests (**)	
				Reported	Adult	Juvenile	
Law Enforcement Employees				Group A Offenses			
Sworn Male				Crimes Against Persons			
Sworn Male		11		Murder and Nonnegligent Manslaughter	0	0	0
Sworn Female		0		Negligent Manslaughter	0	0	0
Civilian Male		0		Kidnapping/Abduction	0	0	0
Civilian Female		3		Forcible Rape	0	0	0
Total:		14		Forcible Sodomy	0	0	0
Offense Overview				Sexual Assault With An Object			
Incident Total		164		Forcible Fondling	0	0	0
Offense Total		178		Incest	0	0	0
Group A Crimes per 100,000 population		4,842.0		Statutory Rape	0	0	0
Arrest Overview				Aggravated Assault			
Total Arrests		90		Simple Assault	27	11	3
Adult Arrests		86		Intimidation	4	1	0
Juvenile Arrests		4		Human Trafficking, Commercial Sex Acts	0	0	0
Unknown Age		0		Human Trafficking, Involuntary Servitude	0	0	0
Arrests per 100,000 population		2,657.2		Crimes Against Property			
Group B Arrests				Arson			
Bad Checks		0		Bribery	0	0	0
Curfew/Loitering/Vagrancy Violations		0		Burglary/Breaking & Entering	6	0	0
Disorderly Conduct		0		Counterfeiting/Forgery	3	0	0
Driving Under the Influence		7		Destruction/Damage/Vandalism of Property	25	3	0
Drunkenness		3		Embezzlement	4	2	0
Family Offenses (Nonviolent)		1		Extortion/Blackmail	0	0	0
Liquor Law Violations		1		False Pretenses/Swindle/Confidence Game	3	0	0
Peeping Tom		0		Credit Card/Automatic Teller Fraud	1	0	0
Runaway		0		Impersonation	2	1	0
Trespass of Real Property		3		Welfare Fraud	0	0	0
All Other Offenses		25		Wire Fraud	0	0	0
Total Group B		40		Identity Theft	0	0	0
Crimes Against Society				Hacking/Computer Invasion			
Drug/Narcotic Violations		22		Robbery	2	0	0
Drug Equipment Violations		0		Pocket-picking	1	0	0
Betting/Wagering		0		Purse-snatching	0	0	0
Operating/Promoting/Assisting Gambling		0		Shoplifting	18	2	0
Gambling Equipment Violations		0		Theft From Building	2	1	0
Sports Tampering		0		Theft From Coin Operated Machine or Device	0	0	0
Pornography/Obscene Material		1		Theft From Motor Vehicle	6	0	0
Prostitution		0		Theft of Motor Vehicle Parts/Accessories	1	0	0
Assisting or Promoting Prostitution		0		All Other Larceny	37	7	1
Purchasing Prostitution		0		Motor Vehicle Theft	4	0	0
Weapon Law Violations		3		Stolen Property Offenses	2	1	0
Animal Cruelty		0		Crimes Against Society			
Total Group A Offenses				178			
				46		4	

(*) Offenses are counted using the FBI Units of Count for Crime

(**) The 'Arrests' column shows arrests made for incidents during the selected period, regardless of arrest date. Arrest counts for the same period may change over time.

Bland County Sheriff's Office - VA0110000 - NIBRS Agency Crime Overview - 2019

2019 Population Estimate	6,364	Offenses (*)	Arrests (**)		
		Reported	Adult	Juvenile	
Law Enforcement Employees		Group A Offenses			
		Crimes Against Persons			
Sworn Male	11	Murder and Nonnegligent Manslaughter	0	0	0
Sworn Female	1	Negligent Manslaughter	0	0	0
Civilian Male	4	Kidnapping/Abduction	0	0	0
Civilian Female	2	Forcible Rape	1	0	0
Total:	18	Forcible Sodomy	0	0	0
		Sexual Assault With An Object	0	0	0
		Forcible Fondling	1	0	0
Offense Overview		Incest	0	0	0
Incident Total	119	Statutory Rape	0	0	0
Offense Total	143	Aggravated Assault	4	3	0
Group A Crimes per 100,000 population	1,869.9	Simple Assault	10	5	0
		Intimidation	6	0	0
		Human Trafficking, Commercial Sex Acts	0	0	0
		Human Trafficking, Involuntary Servitude	0	0	0
Arrest Overview		Crimes Against Property			
Total Arrests	119	Arson	1	1	0
Adult Arrests	118	Bribery	0	0	0
Juvenile Arrests	1	Burglary/Breaking & Entering	7	1	0
Unknown Age	0	Counterfeiting/Forgery	1	0	0
Arrests per 100,000 population	1,869.9	Destruction/Damage/Vandalism of Property	7	1	0
		Embezzlement	0	0	0
		Extortion/Blackmail	0	0	0
		False Pretenses/Swindle/Confidence Game	6	0	0
		Credit Card/Automatic Teller Fraud	2	0	0
		Impersonation	2	0	0
		Welfare Fraud	0	0	0
		Wire Fraud	4	0	0
		Identity Theft	4	0	0
		Hacking/Computer Invasion	0	0	0
		Robbery	0	0	0
		Pocket-picking	0	0	0
		Purse-snatching	0	0	0
		Shoplifting	1	1	0
		Theft From Building	8	0	0
		Theft From Coin Operated Machine or Device	0	0	0
		Theft From Motor Vehicle	2	0	0
		Theft of Motor Vehicle Parts/Accessories	0	0	0
		All Other Larceny	15	4	0
		Motor Vehicle Theft	4	1	0
		Stolen Property Offenses	0	0	0
		Crimes Against Society			
		Drug/Narcotic Violations	37	29	1
		Drug Equipment Violations	14	1	0
		Betting/Wagering	0	0	0
		Operating/Promoting/Assisting Gambling	0	0	0
		Gambling Equipment Violations	0	0	0
		Sports Tampering	0	0	0
		Pornography/Obscene Material	0	0	0
		Prostitution	0	0	0
		Assisting or Promoting Prostitution	0	0	0
		Purchasing Prostitution	0	0	0
		Weapon Law Violations	5	3	0
		Animal Cruelty	1	0	0
		Total Group A Offenses	143	50	1
Group B Arrests					
Offense	Adult	Juvenile			
Bad Checks	0	0			
Curfew/Loitering/Vagrancy Violations	0	0			
Disorderly Conduct	0	0			
Driving Under the Influence	13	0			
Drunkenness	3	0			
Family Offenses (Nonviolent)	1	0			
Liquor Law Violations	1	0			
Peeping Tom	0	0			
Runaway	0	0			
Trespass of Real Property	2	0			
All Other Offenses	48	0			
Total Group B	68	0			

(*) Offenses are counted using the FBI Units of Count for Crime

(**) The 'Arrests' column shows arrests made for incidents during the selected period, regardless of arrest date. Arrest counts for the same period may change over time.

Bluefield VA Police Dept - VA0920100 - NIBRS Agency Crime Overview - 2019

2019 Population Estimate	4,882	Offenses (*)			Arrests (**)	
		Group A Offenses	Reported	Adult	Juvenile	
Law Enforcement Employees		Crimes Against Persons				
Sworn Male	14	Murder and Nonnegligent Manslaughter	0	0	0	0
Sworn Female	1	Negligent Manslaughter	0	0	0	0
Civilian Male	0	Kidnapping/Abduction	0	0	0	0
Civilian Female	5	Forcible Rape	3	0	2	
Total:	20	Forcible Sodomy	1	0	0	
		Sexual Assault With An Object	1	0	0	
		Forcible Fondling	0	0	0	
Offense Overview		Incest	0	0	0	
Incident Total	535	Statutory Rape	0	0	0	
Offense Total	640	Aggravated Assault	5	2	1	
Group A Crimes per 100,000 population	10,958.6	Simple Assault	58	11	0	
		Intimidation	1	0	0	
		Human Trafficking, Commercial Sex Acts	0	0	0	
		Human Trafficking, Involuntary Servitude	0	0	0	
Arrest Overview		Crimes Against Property				
Total Arrests	526	Arson	0	0	0	
Adult Arrests	507	Bribery	0	0	0	
Juvenile Arrests	19	Burglary/Breaking & Entering	9	2	0	
Unknown Age	0	Counterfeiting/Forgery	11	2	0	
Arrests per 100,000 population	10,774.3	Destruction/Damage/Vandalism of Property	31	2	0	
		Embezzlement	3	1	0	
		Extortion/Blackmail	1	0	0	
		False Pretenses/Swindle/Confidence Game	20	5	2	
		Credit Card/Automatic Teller Fraud	19	2	1	
		Impersonation	2	0	0	
		Welfare Fraud	0	0	0	
		Wire Fraud	1	0	0	
		Identity Theft	15	6	0	
		Hacking/Computer Invasion	0	0	0	
		Robbery	1	0	0	
		Pocket-picking	0	0	0	
		Purse-snatching	0	0	0	
		Shoplifting	203	203	2	
		Theft From Building	3	0	0	
		Theft From Coin Operated Machine or Device	0	0	0	
		Theft From Motor Vehicle	4	2	0	
		Theft of Motor Vehicle Parts/Accessories	2	0	0	
		All Other Larceny	45	12	0	
		Motor Vehicle Theft	11	5	0	
		Stolen Property Offenses	4	2	0	
		Crimes Against Society				
		Drug/Narcotic Violations	136	76	2	
		Drug Equipment Violations	35	15	0	
		Betting/Wagering	0	0	0	
		Operating/Promoting/Assisting Gambling	0	0	0	
		Gambling Equipment Violations	0	0	0	
		Sports Tampering	0	0	0	
		Pornography/Obscene Material	2	0	0	
		Prostitution	0	0	0	
		Assisting or Promoting Prostitution	1	0	0	
		Purchasing Prostitution	0	0	0	
		Weapon Law Violations	11	5	0	
		Animal Cruelty	1	0	0	
		Total Group A Offenses	640	353	10	
Group B Arrests						
Offense	Adult	Juvenile				
Bad Checks	4	0				
Curfew/Loitering/Vagrancy Violations	0	0				
Disorderly Conduct	3	0				
Driving Under the Influence	11	0				
Drunkenness	33	0				
Family Offenses (Nonviolent)	0	0				
Liquor Law Violations	0	0				
Peeping Tom	0	0				
Runaway	0	0				
Trespass of Real Property	10	0				
All Other Offenses	93	9				
Total Group B	154	9				

(*) Offenses are counted using the FBI Units of Count for Crime

(**) The 'Arrests' column shows arrests made for incidents during the selected period, regardless of arrest date. Arrest counts for the same period may change over time.

Botetourt County Sheriffs Office - VA0120000 - NIBRS Agency Crime Overview - 2019

2019 Population Estimate	33,494	Offenses (*)	Arrests (**)		
		Reported	Adult	Juvenile	
Law Enforcement Employees		Group A Offenses			
Sworn Male	80	Crimes Against Persons			
Sworn Female	17	Murder and Nonnegligent Manslaughter	0	0	0
Civilian Male	10	Negligent Manslaughter	0	0	0
Civilian Female	17	Kidnapping/Abduction	0	0	0
Total:	124	Forcible Rape	3	1	0
		Forcible Sodomy	1	1	0
Offense Overview		Sexual Assault With An Object	1	0	0
Incident Total	841	Forcible Fondling	8	0	1
Offense Total	1,024	Incest	0	0	0
Group A Crimes per 100,000 population	2,510.9	Statutory Rape	0	0	0
		Aggravated Assault	23	13	1
		Simple Assault	221	73	7
		Intimidation	4	1	0
		Human Trafficking, Commercial Sex Acts	0	0	0
		Human Trafficking, Involuntary Servitude	0	0	0
Arrest Overview		Crimes Against Property			
Total Arrests	669	Arson	2	1	0
Adult Arrests	614	Bribery	0	0	0
Juvenile Arrests	54	Burglary/Breaking & Entering	46	22	2
Unknown Age	1	Counterfeiting/Forgery	14	4	0
Arrests per 100,000 population	1,997.4	Destruction/Damage/Vandalism of Property	88	6	0
		Embezzlement	3	2	1
		Extortion/Blackmail	1	1	0
		False Pretenses/Swindle/Confidence Game	26	2	0
		Credit Card/Automatic Teller Fraud	22	1	0
		Impersonation	7	4	0
		Welfare Fraud	0	0	0
		Wire Fraud	9	0	0
		Identity Theft	3	0	0
		Hacking/Computer Invasion	0	0	0
		Robbery	1	2	0
		Pocket-picking	0	0	0
		Purse-snatching	0	0	0
		Shoplifting	5	3	0
		Theft From Building	19	4	0
		Theft From Coin Operated Machine or Device	1	0	0
		Theft From Motor Vehicle	42	3	1
		Theft of Motor Vehicle Parts/Accessories	15	0	0
		All Other Larceny	111	22	2
		Motor Vehicle Theft	19	13	1
		Stolen Property Offenses	0	0	0
		Crimes Against Society			
		Drug/Narcotic Violations	234	151	10
		Drug Equipment Violations	45	3	0
		Betting/Wagering	0	0	0
		Operating/Promoting/Assisting Gambling	0	0	0
		Gambling Equipment Violations	0	0	0
		Sports Tampering	0	0	0
		Pornography/Obscene Material	6	1	0
		Prostitution	5	5	0
		Assisting or Promoting Prostitution	0	0	0
		Purchasing Prostitution	0	0	0
		Weapon Law Violations	33	9	2
		Animal Cruelty	6	4	0
		Total Group A Offenses	1,024	352	28
Group B Arrests					
Offense	Adult	Juvenile			
Bad Checks	1	0			
Curfew/Loitering/Vagrancy Violations	0	2			
Disorderly Conduct	1	4			
Driving Under the Influence	35	0			
Drunkenness	56	1			
Family Offenses (Nonviolent)	3	0			
Liquor Law Violations	13	2			
Peeping Tom	0	0			
Runaway	0	0			
Trespass of Real Property	6	4			
All Other Offenses	147	13			
Total Group B	262	26			

(*) Offenses are counted using the FBI Units of Count for Crime

(**) The 'Arrests' column shows arrests made for incidents during the selected period, regardless of arrest date. Arrest counts for the same period may change over time.

Bowling Green Police Department - VA0170100 - NIBRS Agency Crime Overview - 2019

2019 Population Estimate	1,178	Offenses (*)	Arrests (**)	
		Reported	Adult	Juvenile
Law Enforcement Employees		Group A Offenses		
		Crimes Against Persons		
Sworn Male	1	Murder and Nonnegligent Manslaughter	0	0
Sworn Female	0	Negligent Manslaughter	0	0
Civilian Male	0	Kidnapping/Abduction	0	0
Civilian Female	0	Forcible Rape	0	0
Total:	1	Forcible Sodomy	0	0
		Sexual Assault With An Object	0	0
		Forcible Fondling	0	0
		Incest	0	0
Offense Overview		Statutory Rape	0	0
Incident Total	1	Aggravated Assault	0	0
Offense Total	1	Simple Assault	0	0
Group A Crimes per 100,000 population	84.9	Intimidation	0	0
		Human Trafficking, Commercial Sex Acts	0	0
		Human Trafficking, Involuntary Servitude	0	0
Arrest Overview		Crimes Against Property		
Total Arrests	4	Arson	0	0
Adult Arrests	4	Bribery	0	0
Juvenile Arrests	0	Burglary/Breaking & Entering	0	0
Unknown Age	0	Counterfeiting/Forgery	0	0
Arrests per 100,000 population	339.6	Destruction/Damage/Vandalism of Property	0	0
		Embezzlement	0	0
		Extortion/Blackmail	0	0
		False Pretenses/Swindle/Confidence Game	0	0
		Credit Card/Automatic Teller Fraud	0	0
		Impersonation	0	0
		Welfare Fraud	0	0
		Wire Fraud	0	0
		Identity Theft	0	0
		Hacking/Computer Invasion	0	0
		Robbery	0	0
		Pocket-picking	0	0
		Purse-snatching	0	0
		Shoplifting	0	0
		Theft From Building	0	0
		Theft From Coin Operated Machine or Device	0	0
		Theft From Motor Vehicle	0	0
		Theft of Motor Vehicle Parts/Accessories	0	0
		All Other Larceny	0	0
		Motor Vehicle Theft	0	0
		Stolen Property Offenses	0	0
		Crimes Against Society		
		Drug/Narcotic Violations	1	1
		Drug Equipment Violations	0	0
		Betting/Wagering	0	0
		Operating/Promoting/Assisting Gambling	0	0
		Gambling Equipment Violations	0	0
		Sports Tampering	0	0
		Pornography/Obscene Material	0	0
		Prostitution	0	0
		Assisting or Promoting Prostitution	0	0
		Purchasing Prostitution	0	0
		Weapon Law Violations	0	0
		Animal Cruelty	0	0
		Total Group A Offenses	1	1
			0	0

(*) Offenses are counted using the FBI Units of Count for Crime

(**) The 'Arrests' column shows arrests made for incidents during the selected period, regardless of arrest date. Arrest counts for the same period may change over time.

Boykins Police Department - VA0870300 - NIBRS Agency Crime Overview - 2019

2019 Population Estimate		526	Offenses (*)	Arrests (**)	
			Reported	Adult	Juvenile
Law Enforcement Employees			Group A Offenses		
			Crimes Against Persons		
Sworn Male	0		Murder and Nonnegligent Manslaughter	0	0
Sworn Female	0		Negligent Manslaughter	0	0
Civilian Male	0		Kidnapping/Abduction	0	0
Civilian Female	0		Forcible Rape	0	0
Total:	0		Forcible Sodomy	0	0
			Sexual Assault With An Object	0	0
			Forcible Fondling	0	0
Offense Overview			Incest	0	0
Incident Total	0		Statutory Rape	0	0
Offense Total	0		Aggravated Assault	0	0
Group A Crimes per 100,000 population	0.0		Simple Assault	0	0
			Intimidation	0	0
			Human Trafficking, Commercial Sex Acts	0	0
			Human Trafficking, Involuntary Servitude	0	0
Arrest Overview			Crimes Against Property		
Total Arrests	0		Arson	0	0
Adult Arrests	0		Bribery	0	0
Juvenile Arrests	0		Burglary/Breaking & Entering	0	0
Unknown Age	0		Counterfeiting/Forgery	0	0
Arrests per 100,000 population	0.0		Destruction/Damage/Vandalism of Property	0	0
			Embezzlement	0	0
			Extortion/Blackmail	0	0
			False Pretenses/Swindle/Confidence Game	0	0
			Credit Card/Automatic Teller Fraud	0	0
			Impersonation	0	0
			Welfare Fraud	0	0
			Wire Fraud	0	0
			Identity Theft	0	0
			Hacking/Computer Invasion	0	0
			Robbery	0	0
			Pocket-picking	0	0
			Purse-snatching	0	0
			Shoplifting	0	0
			Theft From Building	0	0
			Theft From Coin Operated Machine or Device	0	0
			Theft From Motor Vehicle	0	0
			Theft of Motor Vehicle Parts/Accessories	0	0
			All Other Larceny	0	0
			Motor Vehicle Theft	0	0
			Stolen Property Offenses	0	0
Group B Arrests			Crimes Against Society		
Offense	Adult	Juvenile	Drug/Narcotic Violations	0	0
Bad Checks	0	0	Drug Equipment Violations	0	0
Curfew/Loitering/Vagrancy Violations	0	0	Betting/Wagering	0	0
Disorderly Conduct	0	0	Operating/Promoting/Assisting Gambling	0	0
Driving Under the Influence	0	0	Gambling Equipment Violations	0	0
Drunkenness	0	0	Sports Tampering	0	0
Family Offenses (Nonviolent)	0	0	Pornography/Obscene Material	0	0
Liquor Law Violations	0	0	Prostitution	0	0
Peeping Tom	0	0	Assisting or Promoting Prostitution	0	0
Runaway	0	0	Purchasing Prostitution	0	0
Trespass of Real Property	0	0	Weapon Law Violations	0	0
All Other Offenses	0	0	Animal Cruelty	0	0
Total Group B	0	0	Total Group A Offenses	0	0

(*) Offenses are counted using the FBI Units of Count for Crime

(**) The 'Arrests' column shows arrests made for incidents during the selected period, regardless of arrest date. Arrest counts for the same period may change over time.

Bridgewater Police Department - VA0820100 - NIBRS Agency Crime Overview - 2019

2019 Population Estimate	6,106	Offenses (*)	Arrests (**)	
		Reported	Adult	Juvenile
Law Enforcement Employees		Group A Offenses		
		Crimes Against Persons		
Sworn Male	8	Murder and Nonnegligent Manslaughter	0	0
Sworn Female	1	Negligent Manslaughter	0	0
Civilian Male	0	Kidnapping/Abduction	0	0
Civilian Female	0	Forcible Rape	0	0
Total:	9	Forcible Sodomy	0	0
		Sexual Assault With An Object	0	0
		Forcible Fondling	1	0
		Incest	0	0
Offense Overview		Statutory Rape	0	0
Incident Total	69	Aggravated Assault	0	0
Offense Total	72	Simple Assault	10	7
Group A Crimes per 100,000 population	1,130.0	Intimidation	0	0
		Human Trafficking, Commercial Sex Acts	0	0
		Human Trafficking, Involuntary Servitude	0	0
Arrest Overview		Crimes Against Property		
Total Arrests	67	Arson	0	0
Adult Arrests	66	Bribery	0	0
Juvenile Arrests	1	Burglary/Breaking & Entering	1	0
Unknown Age	0	Counterfeiting/Forgery	4	0
Arrests per 100,000 population	1,097.3	Destruction/Damage/Vandalism of Property	6	1
		Embezzlement	1	0
		Extortion/Blackmail	0	0
		False Pretenses/Swindle/Confidence Game	1	0
		Credit Card/Automatic Teller Fraud	0	0
		Impersonation	2	2
		Welfare Fraud	0	0
		Wire Fraud	2	0
		Identity Theft	0	0
		Hacking/Computer Invasion	0	0
		Robbery	0	0
		Pocket-picking	0	0
		Purse-snatching	0	0
		Shoplifting	2	1
		Theft From Building	2	0
		Theft From Coin Operated Machine or Device	0	0
		Theft From Motor Vehicle	5	0
		Theft of Motor Vehicle Parts/Accessories	2	0
		All Other Larceny	10	4
		Motor Vehicle Theft	0	0
		Stolen Property Offenses	0	0
		Crimes Against Society		
		Drug/Narcotic Violations	20	20
		Drug Equipment Violations	1	0
		Betting/Wagering	0	0
		Operating/Promoting/Assisting Gambling	0	0
		Gambling Equipment Violations	0	0
		Sports Tampering	0	0
		Pornography/Obscene Material	1	0
		Prostitution	0	0
		Assisting or Promoting Prostitution	0	0
		Purchasing Prostitution	0	0
		Weapon Law Violations	1	1
		Animal Cruelty	0	0
		Total Group A Offenses	72	36
			0	0
Group B Arrests				
Offense		Adult	Juvenile	
Bad Checks	0	0		
Curfew/Loitering/Vagrancy Violations	0	0		
Disorderly Conduct	0	0		
Driving Under the Influence	24	0		
Drunkenness	1	0		
Family Offenses (Nonviolent)	0	0		
Liquor Law Violations	1	1		
Peeping Tom	0	0		
Runaway	0	0		
Trespass of Real Property	0	0		
All Other Offenses	4	0		
Total Group B	30	1		

(*) Offenses are counted using the FBI Units of Count for Crime

(**) The 'Arrests' column shows arrests made for incidents during the selected period, regardless of arrest date. Arrest counts for the same period may change over time.

Bristol Virginia Police Department - VA100000 - NIBRS Agency Crime Overview - 2019

2019 Population Estimate	17,018	Offenses (*)	Arrests (**)	
		Reported	Adult	Juvenile
Law Enforcement Employees		Group A Offenses		
		Crimes Against Persons		
Sworn Male	47	Murder and Nonnegligent Manslaughter	0	0
Sworn Female	5	Negligent Manslaughter	0	0
Civilian Male	4	Kidnapping/Abduction	9	7
Civilian Female	17	Forcible Rape	13	1
Total:	73	Forcible Sodomy	1	0
		Sexual Assault With An Object	1	0
		Forcible Fondling	13	1
		Incest	2	0
		Statutory Rape	0	0
		Aggravated Assault	34	25
		Simple Assault	343	152
		Intimidation	75	5
		Human Trafficking, Commercial Sex Acts	0	0
		Human Trafficking, Involuntary Servitude	0	0
Offense Overview		Crimes Against Property		
Incident Total	1,354	Arson	0	0
Offense Total	1,652	Bribery	1	1
Group A Crimes per 100,000 population	7,956.3	Burglary/Breaking & Entering	67	9
		Counterfeiting/Forgery	22	10
		Destruction/Damage/Vandalism of Property	143	21
		Embezzlement	11	4
		Extortion/Blackmail	0	0
		False Pretenses/Swindle/Confidence Game	36	6
		Credit Card/Automatic Teller Fraud	93	1
		Impersonation	7	7
		Welfare Fraud	0	0
		Wire Fraud	2	0
		Identity Theft	4	1
		Hacking/Computer Invasion	0	0
		Robbery	6	2
		Pocket-picking	0	0
		Purse-snatching	0	0
		Shoplifting	50	23
		Theft From Building	27	0
		Theft From Coin Operated Machine or Device	1	0
		Theft From Motor Vehicle	41	3
		Theft of Motor Vehicle Parts/Accessories	13	2
		All Other Larceny	166	25
		Motor Vehicle Theft	35	9
		Stolen Property Offenses	11	8
Arrest Overview		Crimes Against Society		
Total Arrests	1,481	Drug/Narcotic Violations	285	246
Adult Arrests	1,457	Drug Equipment Violations	69	5
Juvenile Arrests	22	Betting/Wagering	0	0
Unknown Age	2	Operating/Promoting/Assisting Gambling	0	0
Arrests per 100,000 population	8,702.6	Gambling Equipment Violations	0	0
		Sports Tampering	0	0
		Pornography/Obscene Material	6	2
		Prostitution	2	1
		Assisting or Promoting Prostitution	1	0
		Purchasing Prostitution	0	0
		Weapon Law Violations	62	12
		Animal Cruelty	0	0
		Total Group A Offenses	1,652	589
				10
Group B Arrests				
Offense	Adult	Juvenile		
Bad Checks	1	0		
Curfew/Loitering/Vagrancy Violations	1	0		
Disorderly Conduct	10	0		
Driving Under the Influence	62	0		
Drunkenness	252	0		
Family Offenses (Nonviolent)	19	0		
Liquor Law Violations	4	4		
Peeping Tom	0	0		
Runaway	0	0		
Trespass of Real Property	37	0		
All Other Offenses	482	8		
Total Group B	868	12		

(*) Offenses are counted using the FBI Units of Count for Crime

(**) The 'Arrests' column shows arrests made for incidents during the selected period, regardless of arrest date. Arrest counts for the same period may change over time.

Broadway Police Department - VA0820200 - NIBRS Agency Crime Overview - 2019

2019 Population Estimate	3,941	Offenses (*)			Arrests (**)	
		Group A Offenses	Reported	Adult	Juvenile	
Law Enforcement Employees		Crimes Against Persons				
Sworn Male	4	Murder and Nonnegligent Manslaughter	0	0	0	0
Sworn Female	1	Negligent Manslaughter	0	0	0	0
Civilian Male	0	Kidnapping/Abduction	0	0	0	0
Civilian Female	0	Forcible Rape	0	0	0	0
Total:	5	Forcible Sodomy	0	0	0	0
		Sexual Assault With An Object	0	0	0	0
		Forcible Fondling	0	0	0	0
Offense Overview		Incest	0	0	0	0
Incident Total	36	Statutory Rape	0	0	0	0
Offense Total	38	Aggravated Assault	0	0	0	0
Group A Crimes per 100,000 population	913.5	Simple Assault	3	1	0	0
		Intimidation	0	0	0	0
		Human Trafficking, Commercial Sex Acts	0	0	0	0
		Human Trafficking, Involuntary Servitude	0	0	0	0
Arrest Overview		Crimes Against Property				
Total Arrests	7	Arson	0	0	0	0
Adult Arrests	7	Bribery	0	0	0	0
Juvenile Arrests	0	Burglary/Breaking & Entering	4	0	0	0
Unknown Age	0	Counterfeiting/Forgery	0	0	0	0
Arrests per 100,000 population	177.6	Destruction/Damage/Vandalism of Property	8	0	0	0
		Embezzlement	1	0	0	0
		Extortion/Blackmail	0	0	0	0
		False Pretenses/Swindle/Confidence Game	0	0	0	0
		Credit Card/Automatic Teller Fraud	0	0	0	0
		Impersonation	0	0	0	0
		Welfare Fraud	0	0	0	0
		Wire Fraud	1	0	0	0
		Identity Theft	0	0	0	0
		Hacking/Computer Invasion	0	0	0	0
		Robbery	0	0	0	0
		Pocket-picking	0	0	0	0
		Purse-snatching	0	0	0	0
		Shoplifting	1	0	0	0
		Theft From Building	0	0	0	0
		Theft From Coin Operated Machine or Device	0	0	0	0
		Theft From Motor Vehicle	4	0	0	0
		Theft of Motor Vehicle Parts/Accessories	1	0	0	0
		All Other Larceny	3	0	0	0
		Motor Vehicle Theft	0	0	0	0
		Stolen Property Offenses	1	0	0	0
		Crimes Against Society				
		Drug/Narcotic Violations	10	4	0	0
		Drug Equipment Violations	1	0	0	0
		Betting/Wagering	0	0	0	0
		Operating/Promoting/Assisting Gambling	0	0	0	0
		Gambling Equipment Violations	0	0	0	0
		Sports Tampering	0	0	0	0
		Pornography/Obscene Material	0	0	0	0
		Prostitution	0	0	0	0
		Assisting or Promoting Prostitution	0	0	0	0
		Purchasing Prostitution	0	0	0	0
		Weapon Law Violations	0	0	0	0
		Animal Cruelty	0	0	0	0
		Total Group A Offenses	38	5	0	0

Group B Arrests	Adult	Juvenile
Bad Checks	0	0
Curfew/Loitering/Vagrancy Violations	0	0
Disorderly Conduct	0	0
Driving Under the Influence	0	0
Drunkenness	1	0
Family Offenses (Nonviolent)	0	0
Liquor Law Violations	0	0
Peeping Tom	0	0
Runaway	0	0
Trespass of Real Property	0	0
All Other Offenses	1	0
Total Group B	2	0

(*) Offenses are counted using the FBI Units of Count for Crime

(**) The 'Arrests' column shows arrests made for incidents during the selected period, regardless of arrest date. Arrest counts for the same period may change over time.

Brookneal Police Department - VA0160200 - NIBRS Agency Crime Overview - 2019

2019 Population Estimate		1,100	Offenses (*)	Arrests (**)	
			Reported	Adult	Juvenile
Law Enforcement Employees			Group A Offenses		
			Crimes Against Persons		
Sworn Male	2		Murder and Nonnegligent Manslaughter	0	0
Sworn Female	0		Negligent Manslaughter	0	0
Civilian Male	0		Kidnapping/Abduction	0	0
Civilian Female	0		Forcible Rape	0	0
Total:	2		Forcible Sodomy	0	0
			Sexual Assault With An Object	0	0
			Forcible Fondling	0	0
Offense Overview			Incest	0	0
Incident Total	25		Statutory Rape	0	0
Offense Total	25		Aggravated Assault	1	0
Group A Crimes per 100,000 population	2,272.7		Simple Assault	4	0
			Intimidation	1	0
			Human Trafficking, Commercial Sex Acts	0	0
			Human Trafficking, Involuntary Servitude	0	0
			Crimes Against Property		
Arrest Overview			Arson	0	0
Total Arrests	1		Bribery	0	0
Adult Arrests	0		Burglary/Breaking & Entering	0	0
Juvenile Arrests	0		Counterfeiting/Forgery	1	0
Unknown Age	1		Destruction/Damage/Vandalism of Property	6	0
Arrests per 100,000 population	90.9		Embezzlement	0	0
			Extortion/Blackmail	0	0
			False Pretenses/Swindle/Confidence Game	0	0
			Credit Card/Automatic Teller Fraud	0	0
			Impersonation	1	0
			Welfare Fraud	0	0
			Wire Fraud	0	0
			Identity Theft	0	0
			Hacking/Computer Invasion	0	0
			Robbery	1	0
			Pocket-picking	0	0
			Purse-snatching	0	0
			Shoplifting	4	0
			Theft From Building	1	0
			Theft From Coin Operated Machine or Device	0	0
			Theft From Motor Vehicle	1	0
			Theft of Motor Vehicle Parts/Accessories	0	0
			All Other Larceny	3	0
			Motor Vehicle Theft	0	0
			Stolen Property Offenses	0	0
			Crimes Against Society		
			Drug/Narcotic Violations	1	0
			Drug Equipment Violations	0	0
			Betting/Wagering	0	0
			Operating/Promoting/Assisting Gambling	0	0
			Gambling Equipment Violations	0	0
			Sports Tampering	0	0
			Pornography/Obscene Material	0	0
			Prostitution	0	0
			Assisting or Promoting Prostitution	0	0
			Purchasing Prostitution	0	0
			Weapon Law Violations	0	0
			Animal Cruelty	0	0
			Total Group A Offenses	25	0
			Group B Arrests		
			Offense		
			Adult	Juvenile	
Bad Checks	0	0			
Curfew/Loitering/Vagrancy Violations	0	0			
Disorderly Conduct	0	0			
Driving Under the Influence	0	0			
Drunkenness	0	0			
Family Offenses (Nonviolent)	0	0			
Liquor Law Violations	0	0			
Peeping Tom	0	0			
Runaway	0	0			
Trespass of Real Property	0	0			
All Other Offenses	0	0			
Total Group B	0	0			

(*) Offenses are counted using the FBI Units of Count for Crime

(**) The 'Arrests' column shows arrests made for incidents during the selected period, regardless of arrest date. Arrest counts for the same period may change over time.

Brunswick CO Sheriff's Office - VA0130000 - NIBRS Agency Crime Overview - 2019

2019 Population Estimate	15,258	Offenses (*)	Arrests (**)		
		Reported	Adult	Juvenile	
Law Enforcement Employees		Group A Offenses			
Sworn Male	30	Crimes Against Persons			
Sworn Female	4	Murder and Nonnegligent Manslaughter	0	0	0
Civilian Male	3	Negligent Manslaughter	0	0	0
Civilian Female	11	Kidnapping/Abduction	0	1	0
Total:	48	Forcible Rape	1	0	0
		Forcible Sodomy	0	0	0
		Sexual Assault With An Object	0	0	0
		Forcible Fondling	1	0	0
Offense Overview		Incest	0	0	0
Incident Total	281	Statutory Rape	0	0	0
Offense Total	291	Aggravated Assault	7	3	0
Group A Crimes per 100,000 population	1,841.7	Simple Assault	35	21	0
		Intimidation	1	0	0
		Human Trafficking, Commercial Sex Acts	0	0	0
		Human Trafficking, Involuntary Servitude	0	0	0
Arrest Overview		Crimes Against Property			
Total Arrests	327	Arson	3	0	0
Adult Arrests	326	Bribery	0	0	0
Juvenile Arrests	1	Burglary/Breaking & Entering	17	1	0
Unknown Age	0	Counterfeiting/Forgery	7	1	0
Arrests per 100,000 population	2,143.1	Destruction/Damage/Vandalism of Property	22	1	0
		Embezzlement	0	0	0
		Extortion/Blackmail	1	0	0
		False Pretenses/Swindle/Confidence Game	15	1	0
		Credit Card/Automatic Teller Fraud	4	0	0
		Impersonation	2	0	0
		Welfare Fraud	0	0	0
		Wire Fraud	0	0	0
		Identity Theft	0	0	0
		Hacking/Computer Invasion	0	0	0
		Robbery	1	0	0
		Pocket-picking	0	0	0
		Purse-snatching	0	0	0
		Shoplifting	1	1	0
		Theft From Building	0	0	0
		Theft From Coin Operated Machine or Device	0	0	0
		Theft From Motor Vehicle	0	0	0
		Theft of Motor Vehicle Parts/Accessories	0	0	0
		All Other Larceny	60	3	0
		Motor Vehicle Theft	5	1	0
		Stolen Property Offenses	3	1	1
		Crimes Against Society			
		Drug/Narcotic Violations	82	50	0
		Drug Equipment Violations	1	0	0
		Betting/Wagering	0	0	0
		Operating/Promoting/Assisting Gambling	0	0	0
		Gambling Equipment Violations	0	0	0
		Sports Tampering	0	0	0
		Pornography/Obscene Material	1	0	0
		Prostitution	0	0	0
		Assisting or Promoting Prostitution	0	0	0
		Purchasing Prostitution	0	0	0
		Weapon Law Violations	21	10	0
		Animal Cruelty	0	0	0
		Total Group A Offenses	291	95	1
Group B Arrests					
Offense	Adult	Juvenile			
Bad Checks	1	0			
Curfew/Loitering/Vagrancy Violations	0	0			
Disorderly Conduct	7	0			
Driving Under the Influence	49	0			
Drunkenness	15	0			
Family Offenses (Nonviolent)	3	0			
Liquor Law Violations	5	0			
Peeping Tom	0	0			
Runaway	0	0			
Trespass of Real Property	7	0			
All Other Offenses	144	0			
Total Group B	231	0			

(*) Offenses are counted using the FBI Units of Count for Crime

(**) The 'Arrests' column shows arrests made for incidents during the selected period, regardless of arrest date. Arrest counts for the same period may change over time.

Buchanan CO Sheriff's Office - VA0140000 - NIBRS Agency Crime Overview - 2019

2019 Population Estimate	20,383	Offenses (*)	Arrests (**)		
		Reported	Adult	Juvenile	
Law Enforcement Employees		Group A Offenses			
Sworn Male	33	Crimes Against Persons			
Sworn Female	2	Murder and Nonnegligent Manslaughter	1	1	0
Civilian Male	2	Negligent Manslaughter	0	0	0
Civilian Female	11	Kidnapping/Abduction	10	7	1
Total:	48	Forcible Rape	5	0	0
		Forcible Sodomy	7	0	0
		Sexual Assault With An Object	0	0	0
		Forcible Fondling	13	0	0
Offense Overview		Incest	0	0	0
Incident Total	851	Statutory Rape	0	0	0
Offense Total	1,029	Aggravated Assault	31	22	1
Group A Crimes per 100,000 population	4,175.0	Simple Assault	197	119	1
		Intimidation	61	26	1
		Human Trafficking, Commercial Sex Acts	0	0	0
		Human Trafficking, Involuntary Servitude	0	0	0
Arrest Overview		Crimes Against Property			
Total Arrests	1,159	Arson	4	1	0
Adult Arrests	1,136	Bribery	0	0	0
Juvenile Arrests	23	Burglary/Breaking & Entering	52	15	0
Unknown Age	0	Counterfeiting/Forgery	11	3	0
Arrests per 100,000 population	5,686.1	Destruction/Damage/Vandalism of Property	101	14	0
		Embezzlement	0	0	0
		Extortion/Blackmail	0	0	0
		False Pretenses/Swindle/Confidence Game	46	11	0
		Credit Card/Automatic Teller Fraud	27	2	0
		Impersonation	18	4	0
		Welfare Fraud	0	0	0
		Wire Fraud	1	0	0
		Identity Theft	5	0	0
		Hacking/Computer Invasion	1	0	0
		Robbery	4	2	0
		Pocket-picking	0	0	0
		Purse-snatching	0	0	0
		Shoplifting	12	8	0
		Theft From Building	2	0	0
		Theft From Coin Operated Machine or Device	0	0	0
		Theft From Motor Vehicle	6	0	0
		Theft of Motor Vehicle Parts/Accessories	8	0	0
		All Other Larceny	176	33	0
		Motor Vehicle Theft	31	4	0
		Stolen Property Offenses	5	3	0
		Crimes Against Society			
		Drug/Narcotic Violations	110	99	0
		Drug Equipment Violations	37	13	1
		Betting/Wagering	0	0	0
		Operating/Promoting/Assisting Gambling	0	0	0
		Gambling Equipment Violations	0	0	0
		Sports Tampering	0	0	0
		Pornography/Obscene Material	15	0	0
		Prostitution	0	0	0
		Assisting or Promoting Prostitution	0	0	0
		Purchasing Prostitution	0	0	0
		Weapon Law Violations	32	5	0
		Animal Cruelty	0	0	0
		Total Group A Offenses	1,029	392	5
Group B Arrests					
Offense	Adult	Juvenile			
Bad Checks	7	0			
Curfew/Loitering/Vagrancy Violations	0	0			
Disorderly Conduct	3	0			
Driving Under the Influence	27	0			
Drunkenness	74	0			
Family Offenses (Nonviolent)	1	0			
Liquor Law Violations	3	2			
Peeping Tom	0	0			
Runaway	0	0			
Trespass of Real Property	14	0			
All Other Offenses	615	16			
Total Group B	744	18			

(*) Offenses are counted using the FBI Units of Count for Crime

(**) The 'Arrests' column shows arrests made for incidents during the selected period, regardless of arrest date. Arrest counts for the same period may change over time.

Buckingham County Sheriff's Office - VA0150000 - NIBRS Agency Crime Overview - 2019

2019 Population Estimate	17,075	Offenses (*)	Arrests (**)		
		Reported	Adult	Juvenile	
Law Enforcement Employees		Group A Offenses			
		Crimes Against Persons			
Sworn Male	19	Murder and Nonnegligent Manslaughter	1	0	0
Sworn Female	0	Negligent Manslaughter	0	0	0
Civilian Male	1	Kidnapping/Abduction	2	0	0
Civilian Female	6	Forcible Rape	5	0	0
Total:	26	Forcible Sodomy	0	0	0
		Sexual Assault With An Object	0	0	0
		Forcible Fondling	12	0	0
Offense Overview		Incest	1	0	0
Incident Total	252	Statutory Rape	0	1	0
Offense Total	300	Aggravated Assault	7	12	0
Group A Crimes per 100,000 population	1,475.8	Simple Assault	41	15	0
		Intimidation	2	0	0
		Human Trafficking, Commercial Sex Acts	0	0	0
		Human Trafficking, Involuntary Servitude	0	0	0
Arrest Overview		Crimes Against Property			
Total Arrests	179	Arson	2	0	0
Adult Arrests	179	Bribery	0	0	0
Juvenile Arrests	0	Burglary/Breaking & Entering	31	1	0
Unknown Age	0	Counterfeiting/Forgery	3	0	0
Arrests per 100,000 population	1,048.3	Destruction/Damage/Vandalism of Property	47	0	0
		Embezzlement	0	0	0
		Extortion/Blackmail	0	0	0
		False Pretenses/Swindle/Confidence Game	4	2	0
		Credit Card/Automatic Teller Fraud	5	0	0
		Impersonation	1	1	0
		Welfare Fraud	0	0	0
		Wire Fraud	0	0	0
		Identity Theft	0	0	0
		Hacking/Computer Invasion	0	0	0
		Robbery	0	0	0
		Pocket-picking	0	0	0
		Purse-snatching	0	0	0
		Shoplifting	3	0	0
		Theft From Building	16	0	0
		Theft From Coin Operated Machine or Device	0	0	0
		Theft From Motor Vehicle	8	0	0
		Theft of Motor Vehicle Parts/Accessories	5	0	0
		All Other Larceny	50	11	0
		Motor Vehicle Theft	12	2	0
		Stolen Property Offenses	1	0	0
		Crimes Against Society			
		Drug/Narcotic Violations	25	9	0
		Drug Equipment Violations	6	0	0
		Betting/Wagering	0	0	0
		Operating/Promoting/Assisting Gambling	0	0	0
		Gambling Equipment Violations	0	0	0
		Sports Tampering	0	0	0
		Pornography/Obscene Material	2	0	0
		Prostitution	0	0	0
		Assisting or Promoting Prostitution	0	0	0
		Purchasing Prostitution	0	0	0
		Weapon Law Violations	8	0	0
		Animal Cruelty	0	0	0
		Total Group A Offenses	300	54	0
		Group B Arrests			
Offense		Adult	Juvenile		
Bad Checks	0	0			
Curfew/Loitering/Vagrancy Violations	0	0			
Disorderly Conduct	4	0			
Driving Under the Influence	28	0			
Drunkenness	8	0			
Family Offenses (Nonviolent)	0	0			
Liquor Law Violations	0	0			
Peeping Tom	0	0			
Runaway	0	0			
Trespass of Real Property	8	0			
All Other Offenses	77	0			
Total Group B	125	0			

(*) Offenses are counted using the FBI Units of Count for Crime

(**) The 'Arrests' column shows arrests made for incidents during the selected period, regardless of arrest date. Arrest counts for the same period may change over time.

Buena Vista Police Department - VA1010000 - NIBRS Agency Crime Overview - 2019

2019 Population Estimate		6,454	Offenses (*)	Arrests (**)	
			Reported	Adult	Juvenile
Law Enforcement Employees			Group A Offenses		
			Crimes Against Persons		
Sworn Male	15		Murder and Nonnegligent Manslaughter	0	0
Sworn Female	1		Negligent Manslaughter	0	0
Civilian Male	0		Kidnapping/Abduction	0	0
Civilian Female	1		Forcible Rape	1	1
Total:	17		Forcible Sodomy	0	0
			Sexual Assault With An Object	2	0
			Forcible Fondling	4	0
			Incest	0	0
Offense Overview			Crimes Against Property		
Incident Total	113		Arson	0	0
Offense Total	124		Bribery	0	0
Group A Crimes per 100,000 population	1,750.9		Burglary/Breaking & Entering	3	1
			Counterfeiting/Forgery	0	0
			Destruction/Damage/Vandalism of Property	15	1
			Embezzlement	1	0
			Extortion/Blackmail	0	0
			False Pretenses/Swindle/Confidence Game	1	0
			Credit Card/Automatic Teller Fraud	1	0
			Impersonation	0	0
			Welfare Fraud	0	0
			Wire Fraud	0	0
			Identity Theft	0	0
			Hacking/Computer Invasion	0	0
			Robbery	0	0
			Pocket-picking	2	0
			Purse-snatching	0	0
			Shoplifting	1	0
			Theft From Building	7	0
			Theft From Coin Operated Machine or Device	0	0
			Theft From Motor Vehicle	2	0
			Theft of Motor Vehicle Parts/Accessories	2	0
			All Other Larceny	2	0
			Motor Vehicle Theft	0	0
			Stolen Property Offenses	0	0
			Crimes Against Society		
			Drug/Narcotic Violations	49	45
			Drug Equipment Violations	4	0
			Betting/Wagering	0	0
			Operating/Promoting/Assisting Gambling	0	0
			Gambling Equipment Violations	0	0
			Sports Tampering	0	0
			Pornography/Obscene Material	2	0
			Prostitution	0	0
			Assisting or Promoting Prostitution	0	0
			Purchasing Prostitution	0	0
			Weapon Law Violations	5	2
			Animal Cruelty	0	0
			Total Group A Offenses	124	61
					0
Group B Arrests					
Offense	Adult	Juvenile			
Bad Checks	0	0			
Curfew/Loitering/Vagrancy Violations	0	0			
Disorderly Conduct	1	0			
Driving Under the Influence	10	0			
Drunkenness	11	0			
Family Offenses (Nonviolent)	2	0			
Liquor Law Violations	1	0			
Peeping Tom	0	0			
Runaway	0	0			
Trespass of Real Property	0	0			
All Other Offenses	15	0			
Total Group B	40	0			

(*) Offenses are counted using the FBI Units of Count for Crime

(**) The 'Arrests' column shows arrests made for incidents during the selected period, regardless of arrest date. Arrest counts for the same period may change over time.

Burkeville Police Department² - VA0670300 - NIBRS Agency Crime Overview - 2019

2019 Population Estimate		405	Offenses (*)	Arrests (**)	
			Reported	Adult	Juvenile
Law Enforcement Employees			Group A Offenses		
			Crimes Against Persons		
Sworn Male	1		Murder and Nonnegligent Manslaughter	0	0
Sworn Female	0		Negligent Manslaughter	0	0
Civilian Male	0		Kidnapping/Abduction	0	0
Civilian Female	0		Forcible Rape	0	0
Total:	1		Forcible Sodomy	0	0
			Sexual Assault With An Object	0	0
			Forcible Fondling	0	0
			Incest	0	0
Offense Overview			Crimes Against Property		
Incident Total	7		Arson	0	0
Offense Total	7		Bribery	0	0
Group A Crimes per 100,000 population	1,728.4		Burglary/Breaking & Entering	0	0
			Counterfeiting/Forgery	0	0
			Destruction/Damage/Vandalism of Property	0	0
			Embezzlement	0	0
			Extortion/Blackmail	0	0
			False Pretenses/Swindle/Confidence Game	0	0
			Credit Card/Automatic Teller Fraud	0	0
			Impersonation	0	0
			Welfare Fraud	0	0
			Wire Fraud	0	0
			Identity Theft	0	0
			Hacking/Computer Invasion	0	0
			Robbery	0	0
			Pocket-picking	0	0
			Purse-snatching	0	0
			Shoplifting	3	1
			Theft From Building	1	0
			Theft From Coin Operated Machine or Device	0	0
			Theft From Motor Vehicle	0	0
			Theft of Motor Vehicle Parts/Accessories	0	0
			All Other Larceny	3	0
			Motor Vehicle Theft	0	0
			Stolen Property Offenses	0	0
			Crimes Against Society		
			Drug/Narcotic Violations	0	0
			Drug Equipment Violations	0	0
			Betting/Wagering	0	0
			Operating/Promoting/Assisting Gambling	0	0
			Gambling Equipment Violations	0	0
			Sports Tampering	0	0
			Pornography/Obscene Material	0	0
			Prostitution	0	0
			Assisting or Promoting Prostitution	0	0
			Purchasing Prostitution	0	0
			Weapon Law Violations	0	0
			Animal Cruelty	0	0
			Total Group A Offenses	7	1
					0
Arrest Overview			Group B Arrests		
Total Arrests	1		Offense	Adult	Juvenile
Adult Arrests	1		Bad Checks	0	0
Juvenile Arrests	0		Curfew/Loitering/Vagrancy Violations	0	0
Unknown Age	0		Disorderly Conduct	0	0
Arrests per 100,000 population	246.9		Driving Under the Influence	0	0
			Drunkenness	0	0
			Family Offenses (Nonviolent)	0	0
			Liquor Law Violations	0	0
			Peeping Tom	0	0
			Runaway	0	0
			Trespass of Real Property	0	0
			All Other Offenses	0	0
			Total Group B	0	0

(*) Offenses are counted using the FBI Units of Count for Crime

(**) The 'Arrests' column shows arrests made for incidents during the selected period, regardless of arrest date. Arrest counts for the same period may change over time.

Campbell CO So - VA0160000 - NIBRS Agency Crime Overview - 2019

2019 Population Estimate	50,966	Offenses (*)	Arrests (**)		
		Reported	Adult	Juvenile	
Law Enforcement Employees		Group A Offenses			
		Crimes Against Persons			
Sworn Male	59	Murder and Nonnegligent Manslaughter	2	1	0
Sworn Female	8	Negligent Manslaughter	0	0	0
Civilian Male	1	Kidnapping/Abduction	13	9	0
Civilian Female	8	Forcible Rape	12	0	0
Total:	76	Forcible Sodomy	1	0	0
		Sexual Assault With An Object	2	0	0
		Forcible Fondling	19	1	0
Offense Overview		Incest	0	0	0
Incident Total	1,553	Statutory Rape	1	1	0
Offense Total	1,752	Aggravated Assault	63	41	0
Group A Crimes per 100,000 population	3,047.1	Simple Assault	401	179	1
		Intimidation	32	12	1
		Human Trafficking, Commercial Sex Acts	0	0	0
		Human Trafficking, Involuntary Servitude	0	0	0
Arrest Overview		Crimes Against Property			
Total Arrests	936	Arson	1	0	0
Adult Arrests	928	Bribery	0	0	0
Juvenile Arrests	8	Burglary/Breaking & Entering	95	3	1
Unknown Age	0	Counterfeiting/Forgery	34	1	0
Arrests per 100,000 population	1,836.5	Destruction/Damage/Vandalism of Property	203	15	0
		Embezzlement	11	0	0
		Extortion/Blackmail	1	0	0
		False Pretenses/Swindle/Confidence Game	43	4	0
		Credit Card/Automatic Teller Fraud	30	1	0
		Impersonation	16	2	0
		Welfare Fraud	0	0	0
		Wire Fraud	4	0	0
		Identity Theft	0	0	0
		Hacking/Computer Invasion	0	0	0
		Robbery	9	6	0
		Pocket-picking	1	0	0
		Purse-snatching	1	0	0
		Shoplifting	63	16	0
		Theft From Building	67	3	0
		Theft From Coin Operated Machine or Device	0	0	0
		Theft From Motor Vehicle	101	4	0
		Theft of Motor Vehicle Parts/Accessories	52	3	0
		All Other Larceny	248	33	0
		Motor Vehicle Theft	58	7	0
		Stolen Property Offenses	4	5	0
		Crimes Against Society			
		Drug/Narcotic Violations	102	45	2
		Drug Equipment Violations	11	2	0
		Betting/Wagering	0	0	0
		Operating/Promoting/Assisting Gambling	0	0	0
		Gambling Equipment Violations	0	0	0
		Sports Tampering	0	0	0
		Pornography/Obscene Material	20	0	0
		Prostitution	0	0	0
		Assisting or Promoting Prostitution	0	0	0
		Purchasing Prostitution	0	0	0
		Weapon Law Violations	31	9	0
		Animal Cruelty	0	0	0
		Total Group A Offenses	1,752	403	5
Group B Arrests					
Offense	Adult	Juvenile			
Bad Checks	1	0			
Curfew/Loitering/Vagrancy Violations	0	0			
Disorderly Conduct	5	0			
Driving Under the Influence	37	0			
Drunkenness	35	0			
Family Offenses (Nonviolent)	3	0			
Liquor Law Violations	8	0			
Peeping Tom	0	0			
Runaway	0	0			
Trespass of Real Property	17	0			
All Other Offenses	419	3			
Total Group B	525	3			

(*) Offenses are counted using the FBI Units of Count for Crime

(**) The 'Arrests' column shows arrests made for incidents during the selected period, regardless of arrest date. Arrest counts for the same period may change over time.

Cape Charles Police Department - VA0650100 - NIBRS Agency Crime Overview - 2019

2019 Population Estimate	1,003	Offenses (*)			Arrests (**)	
		Group A Offenses	Reported	Adult	Juvenile	
Law Enforcement Employees		Crimes Against Persons				
Sworn Male	5	Murder and Nonnegligent Manslaughter	0	0	0	0
Sworn Female	1	Negligent Manslaughter	0	0	0	0
Civilian Male	0	Kidnapping/Abduction	0	0	0	0
Civilian Female	0	Forcible Rape	0	0	0	0
Total:	6	Forcible Sodomy	0	0	0	0
		Sexual Assault With An Object	0	0	0	0
		Forcible Fondling	0	0	0	0
Offense Overview		Incest	0	0	0	0
Incident Total	11	Statutory Rape	0	0	0	0
Offense Total	12	Aggravated Assault	4	1	0	0
Group A Crimes per 100,000 population	1,096.7	Simple Assault	1	1	0	0
		Intimidation	0	0	0	0
		Human Trafficking, Commercial Sex Acts	0	0	0	0
		Human Trafficking, Involuntary Servitude	0	0	0	0
Arrest Overview		Crimes Against Property				
Total Arrests	9	Arson	0	0	0	0
Adult Arrests	9	Bribery	0	0	0	0
Juvenile Arrests	0	Burglary/Breaking & Entering	0	0	0	0
Unknown Age	0	Counterfeiting/Forgery	0	0	0	0
Arrests per 100,000 population	897.3	Destruction/Damage/Vandalism of Property	1	1	0	0
		Embezzlement	0	0	0	0
		Extortion/Blackmail	0	0	0	0
		False Pretenses/Swindle/Confidence Game	0	0	0	0
		Credit Card/Automatic Teller Fraud	1	0	0	0
		Impersonation	0	0	0	0
		Welfare Fraud	0	0	0	0
		Wire Fraud	1	0	0	0
		Identity Theft	0	0	0	0
		Hacking/Computer Invasion	0	0	0	0
		Robbery	0	0	0	0
		Pocket-picking	0	0	0	0
		Purse-snatching	0	0	0	0
		Shoplifting	0	0	0	0
		Theft From Building	0	0	0	0
		Theft From Coin Operated Machine or Device	0	0	0	0
		Theft From Motor Vehicle	1	0	0	0
		Theft of Motor Vehicle Parts/Accessories	0	0	0	0
		All Other Larceny	2	0	0	0
		Motor Vehicle Theft	0	0	0	0
		Stolen Property Offenses	0	0	0	0
		Crimes Against Society				
		Drug/Narcotic Violations	1	0	0	0
		Drug Equipment Violations	0	0	0	0
		Betting/Wagering	0	0	0	0
		Operating/Promoting/Assisting Gambling	0	0	0	0
		Gambling Equipment Violations	0	0	0	0
		Sports Tampering	0	0	0	0
		Pornography/Obscene Material	0	0	0	0
		Prostitution	0	0	0	0
		Assisting or Promoting Prostitution	0	0	0	0
		Purchasing Prostitution	0	0	0	0
		Weapon Law Violations	0	0	0	0
		Animal Cruelty	0	0	0	0
		Total Group A Offenses	12	3	0	0
Group B Arrests						
Offense	Adult	Juvenile				
Bad Checks	0	0				
Curfew/Loitering/Vagrancy Violations	0	0				
Disorderly Conduct	0	0				
Driving Under the Influence	2	0				
Drunkenness	1	0				
Family Offenses (Nonviolent)	0	0				
Liquor Law Violations	0	0				
Peeping Tom	0	0				
Runaway	0	0				
Trespass of Real Property	2	0				
All Other Offenses	1	0				
Total Group B	6	0				

(*) Offenses are counted using the FBI Units of Count for Crime

(**) The 'Arrests' column shows arrests made for incidents during the selected period, regardless of arrest date. Arrest counts for the same period may change over time.

Caroline County Sheriff Office - VA0170000 - NIBRS Agency Crime Overview - 2019

2019 Population Estimate	29,140	Offenses (*)	Arrests (**)		
		Reported	Adult	Juvenile	
Law Enforcement Employees		Group A Offenses			
Sworn Male	41	Crimes Against Persons			
Sworn Female	9	Murder and Nonnegligent Manslaughter	0	0	0
Civilian Male	3	Negligent Manslaughter	0	0	0
Civilian Female	19	Kidnapping/Abduction	8	5	0
Total:	72	Forcible Rape	11	4	1
		Forcible Sodomy	2	0	0
Offense Overview		Sexual Assault With An Object	1	0	0
Incident Total	889	Forcible Fondling	15	3	0
Offense Total	1,079	Incest	1	0	0
Group A Crimes per 100,000 population	3,050.8	Statutory Rape	0	0	0
		Aggravated Assault	40	15	1
		Simple Assault	256	130	1
		Intimidation	37	14	2
		Human Trafficking, Commercial Sex Acts	0	0	0
		Human Trafficking, Involuntary Servitude	0	0	0
Arrest Overview		Crimes Against Property			
Total Arrests	849	Arson	5	0	0
Adult Arrests	834	Bribery	1	0	0
Juvenile Arrests	9	Burglary/Breaking & Entering	25	6	0
Unknown Age	6	Counterfeiting/Forgery	18	0	0
Arrests per 100,000 population	2,913.5	Destruction/Damage/Vandalism of Property	108	19	0
		Embezzlement	0	0	0
		Extortion/Blackmail	2	0	0
		False Pretenses/Swindle/Confidence Game	30	5	0
		Credit Card/Automatic Teller Fraud	24	4	0
		Impersonation	15	7	0
		Welfare Fraud	0	0	0
		Wire Fraud	1	0	0
		Identity Theft	0	0	0
		Hacking/Computer Invasion	0	0	0
		Robbery	4	0	0
		Pocket-picking	1	7	0
		Purse-snatching	0	0	0
		Shoplifting	32	16	0
		Theft From Building	19	0	0
		Theft From Coin Operated Machine or Device	1	0	0
		Theft From Motor Vehicle	24	0	0
		Theft of Motor Vehicle Parts/Accessories	6	0	0
		All Other Larceny	121	18	0
		Motor Vehicle Theft	0	0	0
		Stolen Property Offenses	8	2	0
		Crimes Against Society			
		Drug/Narcotic Violations	213	115	2
		Drug Equipment Violations	0	0	0
		Betting/Wagering	0	0	0
		Operating/Promoting/Assisting Gambling	0	0	0
		Gambling Equipment Violations	0	0	0
		Sports Tampering	0	0	0
		Pornography/Obscene Material	10	1	0
		Prostitution	0	0	0
		Assisting or Promoting Prostitution	0	0	0
		Purchasing Prostitution	0	0	0
		Weapon Law Violations	35	11	1
		Animal Cruelty	5	3	0
		Total Group A Offenses	1,079	385	8
Group B Arrests					
Offense	Adult	Juvenile			
Bad Checks	2	0			
Curfew/Loitering/Vagrancy Violations	0	0			
Disorderly Conduct	2	0			
Driving Under the Influence	43	0			
Drunkenness	38	0			
Family Offenses (Nonviolent)	0	0			
Liquor Law Violations	9	0			
Peeping Tom	0	0			
Runaway	0	0			
Trespass of Real Property	9	0			
All Other Offenses	346	1			
Total Group B	449	1			

(*) Offenses are counted using the FBI Units of Count for Crime

(**) The 'Arrests' column shows arrests made for incidents during the selected period, regardless of arrest date. Arrest counts for the same period may change over time.

Carroll County Sheriffs Office - VA0180000 - NIBRS Agency Crime Overview - 2019

2019 Population Estimate	26,484	Offenses (*)	Arrests (**)		
		Reported	Adult	Juvenile	
Law Enforcement Employees		Group A Offenses			
		Crimes Against Persons			
Sworn Male	36	Murder and Nonnegligent Manslaughter	3	0	0
Sworn Female	2	Negligent Manslaughter	0	0	0
Civilian Male	3	Kidnapping/Abduction	4	1	0
Civilian Female	2	Forcible Rape	4	1	0
Total:	43	Forcible Sodomy	1	0	0
		Sexual Assault With An Object	0	0	0
		Forcible Fondling	3	0	0
		Incest	0	0	0
Offense Overview		Statutory Rape	0	0	0
Incident Total	646	Aggravated Assault	28	11	0
Offense Total	769	Simple Assault	118	50	1
Group A Crimes per 100,000 population	2,439.2	Intimidation	4	1	0
		Human Trafficking, Commercial Sex Acts	0	0	0
		Human Trafficking, Involuntary Servitude	0	0	0
Arrest Overview		Crimes Against Property			
Total Arrests	562	Arson	0	0	0
Adult Arrests	554	Bribery	0	0	0
Juvenile Arrests	4	Burglary/Breaking & Entering	28	13	0
Unknown Age	4	Counterfeiting/Forgery	5	0	0
Arrests per 100,000 population	2,122.0	Destruction/Damage/Vandalism of Property	64	7	0
		Embezzlement	0	0	0
		Extortion/Blackmail	0	0	0
		False Pretenses/Swindle/Confidence Game	10	4	0
		Credit Card/Automatic Teller Fraud	5	0	0
		Impersonation	0	0	0
		Welfare Fraud	1	0	0
		Wire Fraud	0	0	0
		Identity Theft	10	0	0
		Hacking/Computer Invasion	0	0	0
		Robbery	0	0	0
		Pocket-picking	0	0	0
		Purse-snatching	0	0	0
		Shoplifting	7	1	1
		Theft From Building	18	0	0
		Theft From Coin Operated Machine or Device	0	0	0
		Theft From Motor Vehicle	9	0	0
		Theft of Motor Vehicle Parts/Accessories	7	0	0
		All Other Larceny	83	6	0
		Motor Vehicle Theft	22	5	0
		Stolen Property Offenses	3	2	0
		Crimes Against Society			
		Drug/Narcotic Violations	273	207	0
		Drug Equipment Violations	18	2	0
		Betting/Wagering	0	0	0
		Operating/Promoting/Assisting Gambling	0	0	0
		Gambling Equipment Violations	0	0	0
		Sports Tampering	0	0	0
		Pornography/Obscene Material	4	0	0
		Prostitution	0	0	0
		Assisting or Promoting Prostitution	0	0	0
		Purchasing Prostitution	0	0	0
		Weapon Law Violations	37	4	0
		Animal Cruelty	0	0	0
		Total Group A Offenses	769	315	2
		Group B Arrests			
Offense		Adult	Juvenile		
Bad Checks	1	0			
Curfew/Loitering/Vagrancy Violations	0	0			
Disorderly Conduct	0	1			
Driving Under the Influence	22	0			
Drunkenness	11	0			
Family Offenses (Nonviolent)	5	0			
Liquor Law Violations	8	0			
Peeping Tom	0	0			
Runaway	0	0			
Trespass of Real Property	3	0			
All Other Offenses	189	1			
Total Group B	239	2			

(*) Offenses are counted using the FBI Units of Count for Crime

(**) The 'Arrests' column shows arrests made for incidents during the selected period, regardless of arrest date. Arrest counts for the same period may change over time.

Cedar Bluff Police Department - VA0920500 - NIBRS Agency Crime Overview - 2019

2019 Population Estimate	1,016	Offenses (*)		Arrests (**)	
		Group A Offenses	Reported	Adult	Juvenile
Law Enforcement Employees		Crimes Against Persons			
Sworn Male	3	Murder and Nonnegligent Manslaughter	0	0	0
Sworn Female	0	Negligent Manslaughter	0	0	0
Civilian Male	0	Kidnapping/Abduction	0	0	0
Civilian Female	0	Forcible Rape	0	0	0
Total:	3	Forcible Sodomy	1	0	0
		Sexual Assault With An Object	0	0	0
		Forcible Fondling	1	0	0
Offense Overview		Incest	0	0	0
Incident Total	19	Statutory Rape	0	0	0
Offense Total	22	Aggravated Assault	0	0	0
Group A Crimes per 100,000 population	1,870.1	Simple Assault	4	2	0
		Intimidation	0	0	0
		Human Trafficking, Commercial Sex Acts	0	0	0
		Human Trafficking, Involuntary Servitude	0	0	0
Arrest Overview		Crimes Against Property			
Total Arrests	9	Arson	0	0	0
Adult Arrests	9	Bribery	0	0	0
Juvenile Arrests	0	Burglary/Breaking & Entering	2	0	0
Unknown Age	0	Counterfeiting/Forgery	1	0	0
Arrests per 100,000 population	885.8	Destruction/Damage/Vandalism of Property	2	0	0
		Embezzlement	0	0	0
		Extortion/Blackmail	0	0	0
		False Pretenses/Swindle/Confidence Game	0	0	0
		Credit Card/Automatic Teller Fraud	1	0	0
		Impersonation	0	0	0
		Welfare Fraud	0	0	0
		Wire Fraud	0	0	0
		Identity Theft	1	0	0
		Hacking/Computer Invasion	0	0	0
		Robbery	0	0	0
		Pocket-picking	0	0	0
		Purse-snatching	0	0	0
		Shoplifting	0	0	0
		Theft From Building	1	0	0
		Theft From Coin Operated Machine or Device	0	0	0
		Theft From Motor Vehicle	1	0	0
		Theft of Motor Vehicle Parts/Accessories	0	0	0
		All Other Larceny	2	1	0
		Motor Vehicle Theft	1	0	0
		Stolen Property Offenses	0	0	0
		Crimes Against Society			
		Drug/Narcotic Violations	3	1	0
		Drug Equipment Violations	0	0	0
		Betting/Wagering	0	0	0
		Operating/Promoting/Assisting Gambling	0	0	0
		Gambling Equipment Violations	0	0	0
		Sports Tampering	0	0	0
		Pornography/Obscene Material	1	0	0
		Prostitution	0	0	0
		Assisting or Promoting Prostitution	0	0	0
		Purchasing Prostitution	0	0	0
		Weapon Law Violations	0	0	0
		Animal Cruelty	0	0	0
		Total Group A Offenses	22	4	0
Group B Arrests					
Offense	Adult	Juvenile			
Bad Checks	0	0			
Curfew/Loitering/Vagrancy Violations	0	0			
Disorderly Conduct	0	0			
Driving Under the Influence	2	0			
Drunkenness	0	0			
Family Offenses (Nonviolent)	0	0			
Liquor Law Violations	0	0			
Peeping Tom	0	0			
Runaway	0	0			
Trespass of Real Property	0	0			
All Other Offenses	3	0			
Total Group B	5	0			

(*) Offenses are counted using the FBI Units of Count for Crime

(**) The 'Arrests' column shows arrests made for incidents during the selected period, regardless of arrest date. Arrest counts for the same period may change over time.

Charles City County Sheriff's Office - VA0190000 - NIBRS Agency Crime Overview - 2019

2019 Population Estimate		7,016	Offenses (*)	Arrests (**)	
			Reported	Adult	Juvenile
Law Enforcement Employees			Group A Offenses		
			Crimes Against Persons		
Sworn Male	12		Murder and Nonnegligent Manslaughter	1	0
Sworn Female	1		Negligent Manslaughter	0	0
Civilian Male	1		Kidnapping/Abduction	2	0
Civilian Female	6		Forcible Rape	2	0
Total:	20		Forcible Sodomy	0	0
			Sexual Assault With An Object	0	0
			Forcible Fondling	1	0
Offense Overview			Incest	0	0
Incident Total	86		Statutory Rape	0	0
Offense Total	99		Aggravated Assault	1	0
Group A Crimes per 100,000 population	1,225.8		Simple Assault	9	1
			Intimidation	2	0
			Human Trafficking, Commercial Sex Acts	0	0
			Human Trafficking, Involuntary Servitude	0	0
			Crimes Against Property		
Arrest Overview			Arson	0	0
Total Arrests	18		Bribery	0	0
Adult Arrests	17		Burglary/Breaking & Entering	13	0
Juvenile Arrests	1		Counterfeiting/Forgery	2	0
Unknown Age	0		Destruction/Damage/Vandalism of Property	11	0
Arrests per 100,000 population	256.6		Embezzlement	0	0
			Extortion/Blackmail	0	0
			False Pretenses/Swindle/Confidence Game	0	0
			Credit Card/Automatic Teller Fraud	7	0
			Impersonation	1	0
			Welfare Fraud	0	0
			Wire Fraud	0	0
			Identity Theft	0	0
			Hacking/Computer Invasion	0	0
			Robbery	0	0
			Pocket-picking	0	0
			Purse-snatching	0	0
			Shoplifting	0	0
			Theft From Building	5	0
			Theft From Coin Operated Machine or Device	0	0
			Theft From Motor Vehicle	1	0
			Theft of Motor Vehicle Parts/Accessories	3	0
			All Other Larceny	16	2
			Motor Vehicle Theft	4	0
			Stolen Property Offenses	1	0
			Crimes Against Society		
			Drug/Narcotic Violations	9	6
			Drug Equipment Violations	1	0
			Betting/Wagering	0	0
			Operating/Promoting/Assisting Gambling	0	0
			Gambling Equipment Violations	0	0
			Sports Tampering	0	0
			Pornography/Obscene Material	2	1
			Prostitution	0	0
			Assisting or Promoting Prostitution	0	0
			Purchasing Prostitution	0	0
			Weapon Law Violations	5	0
			Animal Cruelty	0	0
			Total Group A Offenses	99	10
					1

(*) Offenses are counted using the FBI Units of Count for Crime

(**) The 'Arrests' column shows arrests made for incidents during the selected period, regardless of arrest date. Arrest counts for the same period may change over time.

Charlotte Co. Sheriff's Office - VA0200000 - NIBRS Agency Crime Overview - 2019

2019 Population Estimate	11,928	Offenses (*)	Arrests (**)		
		Reported	Adult	Juvenile	
Law Enforcement Employees		Group A Offenses			
		Crimes Against Persons			
Sworn Male	29	Murder and Nonnegligent Manslaughter	0	0	0
Sworn Female	9	Negligent Manslaughter	0	0	0
Civilian Male	0	Kidnapping/Abduction	1	0	0
Civilian Female	2	Forcible Rape	5	2	0
Total:	40	Forcible Sodomy	0	0	0
		Sexual Assault With An Object	0	0	0
		Forcible Fondling	4	0	0
Offense Overview		Incest	0	0	0
Incident Total	404	Statutory Rape	0	0	0
Offense Total	441	Aggravated Assault	12	7	0
Group A Crimes per 100,000 population	3,387.0	Simple Assault	88	42	0
		Intimidation	10	1	0
		Human Trafficking, Commercial Sex Acts	0	0	0
		Human Trafficking, Involuntary Servitude	0	0	0
Arrest Overview		Crimes Against Property			
Total Arrests	222	Arson	1	0	0
Adult Arrests	222	Bribery	0	0	0
Juvenile Arrests	0	Burglary/Breaking & Entering	29	2	0
Unknown Age	0	Counterfeiting/Forgery	6	1	0
Arrests per 100,000 population	1,861.2	Destruction/Damage/Vandalism of Property	54	5	0
		Embezzlement	0	0	0
		Extortion/Blackmail	0	0	0
		False Pretenses/Swindle/Confidence Game	18	2	0
		Credit Card/Automatic Teller Fraud	6	2	0
		Impersonation	0	0	0
		Welfare Fraud	0	0	0
		Wire Fraud	0	0	0
		Identity Theft	0	0	0
		Hacking/Computer Invasion	0	0	0
		Robbery	3	1	0
		Pocket-picking	0	2	0
		Purse-snatching	0	0	0
		Shoplifting	5	3	0
		Theft From Building	6	0	0
		Theft From Coin Operated Machine or Device	0	0	0
		Theft From Motor Vehicle	8	1	0
		Theft of Motor Vehicle Parts/Accessories	2	0	0
		All Other Larceny	58	16	0
		Motor Vehicle Theft	16	4	0
		Stolen Property Offenses	1	2	0
		Crimes Against Society			
		Drug/Narcotic Violations	94	28	0
		Drug Equipment Violations	3	0	0
		Betting/Wagering	0	0	0
		Operating/Promoting/Assisting Gambling	0	0	0
		Gambling Equipment Violations	0	0	0
		Sports Tampering	0	0	0
		Pornography/Obscene Material	4	0	0
		Prostitution	0	0	0
		Assisting or Promoting Prostitution	0	0	0
		Purchasing Prostitution	0	0	0
		Weapon Law Violations	7	3	0
		Animal Cruelty	0	0	0
		Total Group A Offenses	441	124	0
Group B Arrests					
Offense	Adult	Juvenile			
Bad Checks	6	0			
Curfew/Loitering/Vagrancy Violations	0	0			
Disorderly Conduct	1	0			
Driving Under the Influence	11	0			
Drunkenness	8	0			
Family Offenses (Nonviolent)	0	0			
Liquor Law Violations	1	0			
Peeping Tom	0	0			
Runaway	0	0			
Trespass of Real Property	13	0			
All Other Offenses	58	0			
Total Group B	98	0			

(*) Offenses are counted using the FBI Units of Count for Crime

(**) The 'Arrests' column shows arrests made for incidents during the selected period, regardless of arrest date. Arrest counts for the same period may change over time.

Charlottesville Police Department - VA1020000 - NIBRS Agency Crime Overview - 2019

2019 Population Estimate	49,181	Offenses (*)	Arrests (**)		
		Reported	Adult	Juvenile	
Law Enforcement Employees		Group A Offenses			
		Crimes Against Persons			
Sworn Male	99	Murder and Nonnegligent Manslaughter	0	1	0
Sworn Female	11	Negligent Manslaughter	3	1	0
Civilian Male	9	Kidnapping/Abduction	10	3	0
Civilian Female	17	Forcible Rape	25	0	0
Total:	136	Forcible Sodomy	7	1	0
		Sexual Assault With An Object	0	0	0
		Forcible Fondling	13	2	0
Offense Overview		Incest	0	0	0
Incident Total	2,485	Statutory Rape	1	0	0
Offense Total	2,910	Aggravated Assault	103	30	4
Group A Crimes per 100,000 population	5,052.8	Simple Assault	541	188	1
		Intimidation	88	3	0
		Human Trafficking, Commercial Sex Acts	0	0	0
		Human Trafficking, Involuntary Servitude	0	0	0
Arrest Overview		Crimes Against Property			
Total Arrests	1,471	Arson	5	0	0
Adult Arrests	1,445	Bribery	0	0	0
Juvenile Arrests	23	Burglary/Breaking & Entering	123	9	0
Unknown Age	3	Counterfeiting/Forgery	23	5	0
Arrests per 100,000 population	2,991.0	Destruction/Damage/Vandalism of Property	451	24	0
		Embezzlement	16	4	0
		Extortion/Blackmail	3	0	0
		False Pretenses/Swindle/Confidence Game	92	4	0
		Credit Card/Automatic Teller Fraud	89	0	0
		Impersonation	24	1	0
		Welfare Fraud	0	0	0
		Wire Fraud	19	0	0
		Identity Theft	0	0	0
		Hacking/Computer Invasion	0	0	0
		Robbery	22	4	2
		Pocket-picking	11	6	0
		Purse-snatching	2	2	0
		Shoplifting	155	37	0
		Theft From Building	100	2	1
		Theft From Coin Operated Machine or Device	1	0	0
		Theft From Motor Vehicle	247	6	0
		Theft of Motor Vehicle Parts/Accessories	51	0	0
		All Other Larceny	376	19	0
		Motor Vehicle Theft	80	3	0
		Stolen Property Offenses	4	1	1
		Crimes Against Society			
		Drug/Narcotic Violations	140	24	1
		Drug Equipment Violations	41	1	0
		Betting/Wagering	0	0	0
		Operating/Promoting/Assisting Gambling	0	0	0
		Gambling Equipment Violations	0	0	0
		Sports Tampering	0	0	0
		Pornography/Obscene Material	7	2	0
		Prostitution	1	0	0
		Assisting or Promoting Prostitution	0	0	0
		Purchasing Prostitution	0	0	0
		Weapon Law Violations	36	16	0
		Animal Cruelty	0	0	0
		Total Group A Offenses	2,910	399	10
		Group B Arrests			
Offense		Adult	Juvenile		
Bad Checks	28	0			
Curfew/Loitering/Vagrancy Violations	0	0			
Disorderly Conduct	7	0			
Driving Under the Influence	50	0			
Drunkenness	204	0			
Family Offenses (Nonviolent)	1	2			
Liquor Law Violations	20	0			
Peeping Tom	0	0			
Runaway	0	0			
Trespass of Real Property	44	0			
All Other Offenses	692	11			
Total Group B	1,046	13			

(*) Offenses are counted using the FBI Units of Count for Crime

(**) The 'Arrests' column shows arrests made for incidents during the selected period, regardless of arrest date. Arrest counts for the same period may change over time.

Chase City Police Dept. - VA0580200 - NIBRS Agency Crime Overview - 2019

2019 Population Estimate	2,226	Offenses (*)	Arrests (**)		
		Reported	Adult	Juvenile	
Law Enforcement Employees		Group A Offenses			
Sworn Male	9	Crimes Against Persons			
Sworn Female	0	Murder and Nonnegligent Manslaughter	0	0	0
Civilian Male	0	Negligent Manslaughter	0	0	0
Civilian Female	1	Kidnapping/Abduction	2	3	0
Total:	10	Forcible Rape	0	0	0
		Forcible Sodomy	0	0	0
Offense Overview		Sexual Assault With An Object	0	0	0
Incident Total	73	Forcible Fondling	0	0	0
Offense Total	84	Incest	0	0	0
Group A Crimes per 100,000 population	3,279.4	Statutory Rape	0	0	0
		Aggravated Assault	4	3	0
Arrest Overview		Simple Assault	8	6	0
Total Arrests	53	Intimidation	3	1	0
Adult Arrests	53	Human Trafficking, Commercial Sex Acts	0	0	0
Juvenile Arrests	0	Human Trafficking, Involuntary Servitude	0	0	0
Unknown Age	0	Crimes Against Property			
Arrests per 100,000 population	2,381.0	Arson	0	0	0
		Bribery	0	0	0
		Burglary/Breaking & Entering	10	2	0
		Counterfeiting/Forgery	1	0	0
		Destruction/Damage/Vandalism of Property	19	2	0
		Embezzlement	0	0	0
		Extortion/Blackmail	0	0	0
		False Pretenses/Swindle/Confidence Game	2	0	0
		Credit Card/Automatic Teller Fraud	1	0	0
		Impersonation	1	0	0
		Welfare Fraud	0	0	0
		Wire Fraud	0	0	0
		Identity Theft	0	0	0
		Hacking/Computer Invasion	0	0	0
		Robbery	1	0	0
		Pocket-picking	0	0	0
		Purse-snatching	0	0	0
		Shoplifting	0	0	0
		Theft From Building	0	0	0
		Theft From Coin Operated Machine or Device	0	0	0
		Theft From Motor Vehicle	1	0	0
		Theft of Motor Vehicle Parts/Accessories	0	0	0
		All Other Larceny	24	1	0
		Motor Vehicle Theft	1	1	0
		Stolen Property Offenses	0	0	0
		Crimes Against Society			
		Drug/Narcotic Violations	3	2	0
		Drug Equipment Violations	0	0	0
		Betting/Wagering	0	0	0
		Operating/Promoting/Assisting Gambling	0	0	0
		Gambling Equipment Violations	0	0	0
		Sports Tampering	0	0	0
		Pornography/Obscene Material	0	0	0
		Prostitution	0	0	0
		Assisting or Promoting Prostitution	0	0	0
		Purchasing Prostitution	0	0	0
		Weapon Law Violations	3	2	0
		Animal Cruelty	0	0	0
		Total Group A Offenses	84	23	0
Group B Arrests					
Offense	Adult	Juvenile			
Bad Checks	0	0			
Curfew/Loitering/Vagrancy Violations	0	0			
Disorderly Conduct	0	0			
Driving Under the Influence	18	0			
Drunkenness	10	0			
Family Offenses (Nonviolent)	0	0			
Liquor Law Violations	0	0			
Peeping Tom	0	0			
Runaway	0	0			
Trespass of Real Property	0	0			
All Other Offenses	2	0			
Total Group B	30	0			

(*) Offenses are counted using the FBI Units of Count for Crime

(**) The 'Arrests' column shows arrests made for incidents during the selected period, regardless of arrest date. Arrest counts for the same period may change over time.

Chatham Police Department - VA0710100 - NIBRS Agency Crime Overview - 2019

2019 Population Estimate	1,438	Offenses (*)	Arrests (**)	
		Reported	Adult	Juvenile
Law Enforcement Employees		Group A Offenses		
		Crimes Against Persons		
Sworn Male	3	Murder and Nonnegligent Manslaughter	0	0
Sworn Female	0	Negligent Manslaughter	0	0
Civilian Male	0	Kidnapping/Abduction	0	0
Civilian Female	0	Forcible Rape	0	0
Total:	3	Forcible Sodomy	0	0
		Sexual Assault With An Object	0	0
		Forcible Fondling	0	0
		Incest	0	0
Offense Overview		Statutory Rape	0	0
Incident Total	14	Aggravated Assault	0	0
Offense Total	14	Simple Assault	1	0
Group A Crimes per 100,000 population	973.6	Intimidation	0	0
		Human Trafficking, Commercial Sex Acts	0	0
		Human Trafficking, Involuntary Servitude	0	0
Arrest Overview		Crimes Against Property		
Total Arrests	0	Arson	0	0
Adult Arrests	0	Bribery	0	0
Juvenile Arrests	0	Burglary/Breaking & Entering	0	0
Unknown Age	0	Counterfeiting/Forgery	0	0
Arrests per 100,000 population	0.0	Destruction/Damage/Vandalism of Property	3	0
		Embezzlement	0	0
		Extortion/Blackmail	0	0
		False Pretenses/Swindle/Confidence Game	0	0
		Credit Card/Automatic Teller Fraud	0	0
		Impersonation	0	0
		Welfare Fraud	0	0
		Wire Fraud	0	0
		Identity Theft	0	0
		Hacking/Computer Invasion	0	0
		Robbery	0	0
		Pocket-picking	0	0
		Purse-snatching	0	0
		Shoplifting	0	0
		Theft From Building	1	0
		Theft From Coin Operated Machine or Device	0	0
		Theft From Motor Vehicle	1	0
		Theft of Motor Vehicle Parts/Accessories	0	0
		All Other Larceny	7	0
		Motor Vehicle Theft	0	0
		Stolen Property Offenses	0	0
		Crimes Against Society		
		Drug/Narcotic Violations	0	0
		Drug Equipment Violations	0	0
		Betting/Wagering	0	0
		Operating/Promoting/Assisting Gambling	0	0
		Gambling Equipment Violations	0	0
		Sports Tampering	0	0
		Pornography/Obscene Material	0	0
		Prostitution	0	0
		Assisting or Promoting Prostitution	0	0
		Purchasing Prostitution	0	0
		Weapon Law Violations	1	0
		Animal Cruelty	0	0
		Total Group A Offenses	14	0
Group B Arrests				
Offense		Adult	Juvenile	
Bad Checks	0	0		
Curfew/Loitering/Vagrancy Violations	0	0		
Disorderly Conduct	0	0		
Driving Under the Influence	0	0		
Drunkenness	0	0		
Family Offenses (Nonviolent)	0	0		
Liquor Law Violations	0	0		
Peeping Tom	0	0		
Runaway	0	0		
Trespass of Real Property	0	0		
All Other Offenses	0	0		
Total Group B	0	0		

(*) Offenses are counted using the FBI Units of Count for Crime

(**) The 'Arrests' column shows arrests made for incidents during the selected period, regardless of arrest date. Arrest counts for the same period may change over time.

Chesapeake Police Department - VA1030000 - NIBRS Agency Crime Overview - 2019

2019 Population Estimate	245,745	Offenses (*)	Arrests (**)		
		Reported	Adult	Juvenile	
Law Enforcement Employees		Group A Offenses			
		Crimes Against Persons			
Sworn Male	314	Murder and Nonnegligent Manslaughter	7	3	0
Sworn Female	74	Negligent Manslaughter	1	0	0
Civilian Male	40	Kidnapping/Abduction	94	22	0
Civilian Female	149	Forcible Rape	74	7	0
Total:	577	Forcible Sodomy	33	2	0
		Sexual Assault With An Object	9	1	0
		Forcible Fondling	91	8	0
Offense Overview		Incest	2	0	0
Incident Total	14,597	Statutory Rape	6	2	0
Offense Total	18,815	Aggravated Assault	870	160	1
Group A Crimes per 100,000 population	5,939.9	Simple Assault	2,911	719	15
		Intimidation	757	47	1
		Human Trafficking, Commercial Sex Acts	1	0	0
		Human Trafficking, Involuntary Servitude	0	0	0
Arrest Overview		Crimes Against Property			
Total Arrests	5,451	Arson	12	0	0
Adult Arrests	5,349	Bribery	2	2	0
Juvenile Arrests	102	Burglary/Breaking & Entering	523	36	1
Unknown Age	0	Counterfeiting/Forgery	330	39	0
Arrests per 100,000 population	2,218.2	Destruction/Damage/Vandalism of Property	1,683	57	2
		Embezzlement	107	32	0
		Extortion/Blackmail	23	0	0
		False Pretenses/Swindle/Confidence Game	582	36	1
		Credit Card/Automatic Teller Fraud	461	8	0
		Impersonation	232	57	3
		Welfare Fraud	0	0	0
		Wire Fraud	355	0	0
		Identity Theft	238	15	0
		Hacking/Computer Invasion	23	0	0
		Robbery	140	20	3
		Pocket-picking	12	3	0
		Purse-snatching	2	0	0
		Shoplifting	1,281	368	11
		Theft From Building	775	43	0
		Theft From Coin Operated Machine or Device	4	0	0
		Theft From Motor Vehicle	1,466	8	0
		Theft of Motor Vehicle Parts/Accessories	578	3	0
		All Other Larceny	615	127	2
		Motor Vehicle Theft	398	14	2
		Stolen Property Offenses	89	32	9
		Crimes Against Society			
		Drug/Narcotic Violations	2,386	1,352	13
		Drug Equipment Violations	1,196	19	1
		Betting/Wagering	7	2	0
		Operating/Promoting/Assisting Gambling	0	0	0
		Gambling Equipment Violations	1	0	0
		Sports Tampering	0	0	0
		Pornography/Obscene Material	66	5	0
		Prostitution	3	3	0
		Assisting or Promoting Prostitution	2	0	0
		Purchasing Prostitution	0	0	0
		Weapon Law Violations	330	142	1
		Animal Cruelty	37	13	0
		Total Group A Offenses	18,815	3,407	66
		Group B Arrests			
Offense		Adult	Juvenile		
Bad Checks	1	0			
Curfew/Loitering/Vagrancy Violations	0	15			
Disorderly Conduct	21	2			
Driving Under the Influence	386	0			
Drunkenness	274	0			
Family Offenses (Nonviolent)	16	0			
Liquor Law Violations	60	0			
Peeping Tom	0	0			
Runaway	0	0			
Trespass of Real Property	92	1			
All Other Offenses	1,092	18			
Total Group B	1,942	36			

(*) Offenses are counted using the FBI Units of Count for Crime

(**) The 'Arrests' column shows arrests made for incidents during the selected period, regardless of arrest date. Arrest counts for the same period may change over time.

Chesterfield County Police - VA0210100 - NIBRS Agency Crime Overview - 2019

2019 Population Estimate	350,760	Offenses (*)	Arrests (**)		
		Reported	Adult	Juvenile	
Law Enforcement Employees		Group A Offenses			
		Crimes Against Persons			
Sworn Male	455	Murder and Nonnegligent Manslaughter	12	9	2
Sworn Female	60	Negligent Manslaughter	2	0	0
Civilian Male	22	Kidnapping/Abduction	56	37	2
Civilian Female	86	Forcible Rape	84	4	1
Total:	623	Forcible Sodomy	26	5	0
		Sexual Assault With An Object	6	3	2
		Forcible Fondling	219	14	8
		Incest	0	0	0
Offense Overview		Statutory Rape	3	3	1
Incident Total	16,189	Aggravated Assault	190	113	25
Offense Total	20,006	Simple Assault	5,043	743	476
Group A Crimes per 100,000 population	4,615.4	Intimidation	523	44	20
		Human Trafficking, Commercial Sex Acts	1	0	0
		Human Trafficking, Involuntary Servitude	0	0	0
		Crimes Against Property			
Arrest Overview		Arson	30	1	4
Total Arrests	9,992	Bribery	2	1	0
Adult Arrests	8,418	Burglary/Breaking & Entering	651	58	43
Juvenile Arrests	1,574	Counterfeiting/Forgery	175	65	2
Unknown Age	0	Destruction/Damage/Vandalism of Property	2,026	76	76
Arrests per 100,000 population	2,848.7	Embezzlement	98	46	2
		Extortion/Blackmail	58	4	0
		False Pretenses/Swindle/Confidence Game	497	110	3
		Credit Card/Automatic Teller Fraud	496	7	1
		Impersonation	37	73	11
		Welfare Fraud	0	0	0
		Wire Fraud	395	0	0
		Identity Theft	346	22	3
		Hacking/Computer Invasion	7	1	0
		Robbery	148	35	23
		Pocket-picking	5	0	0
		Purse-snatching	3	0	0
		Shoplifting	1,272	38	8
		Theft From Building	447	0	0
		Theft From Coin Operated Machine or Device	6	0	0
		Theft From Motor Vehicle	1,434	0	0
		Theft of Motor Vehicle Parts/Accessories	363	0	0
		All Other Larceny	1,469	1,074	202
		Motor Vehicle Theft	345	0	0
		Stolen Property Offenses	46	17	6
		Crimes Against Society			
		Drug/Narcotic Violations	2,061	1,531	171
		Drug Equipment Violations	44	10	0
		Betting/Wagering	0	0	0
		Operating/Promoting/Assisting Gambling	2	0	0
		Gambling Equipment Violations	0	0	0
		Sports Tampering	0	0	0
		Pornography/Obscene Material	129	6	5
		Prostitution	24	17	0
		Assisting or Promoting Prostitution	3	0	0
		Purchasing Prostitution	1	0	0
		Weapon Law Violations	567	237	35
		Animal Cruelty	654	20	0
		Total Group A Offenses	20,006	4,424	1,132
		Group B Arrests			
Offense		Adult	Juvenile		
Bad Checks	23	0			
Curfew/Loitering/Vagrancy Violations	0	64			
Disorderly Conduct	215	32			
Driving Under the Influence	882	10			
Drunkenness	19	0			
Family Offenses (Nonviolent)	24	6			
Liquor Law Violations	40	31			
Peeping Tom	1	0			
Runaway	0	67			
Trespass of Real Property	94	48			
All Other Offenses	2,696	184			
Total Group B	3,994	442			

(*) Offenses are counted using the FBI Units of Count for Crime

(**) The 'Arrests' column shows arrests made for incidents during the selected period, regardless of arrest date. Arrest counts for the same period may change over time.

Chesterfield Sheriff's Office - VA0210000 - NIBRS Agency Crime Overview - 2019

2019 Population Estimate	N/A	Offenses (*)		Arrests (**)		
		Reported	Adult	Juvenile		
Law Enforcement Employees		Group A Offenses				
		Crimes Against Persons				
Sworn Male	0	Murder and Nonnegligent Manslaughter	0	0	0	
Sworn Female	0	Negligent Manslaughter	0	0	0	
Civilian Male	0	Kidnapping/Abduction	0	0	0	
Civilian Female	0	Forcible Rape	0	0	0	
Total:	0	Forcible Sodomy	0	0	0	
		Sexual Assault With An Object	0	0	0	
		Forcible Fondling	0	0	0	
Offense Overview		Incest	0	0	0	
Incident Total	0	Statutory Rape	0	0	0	
Offense Total	0	Aggravated Assault	0	0	0	
Group A Crimes per 100,000 population	N/A	Simple Assault	0	0	0	
		Intimidation	0	0	0	
		Human Trafficking, Commercial Sex Acts	0	0	0	
		Human Trafficking, Involuntary Servitude	0	0	0	
Arrest Overview		Crimes Against Property				
Total Arrests	0	Arson	0	0	0	
Adult Arrests	0	Bribery	0	0	0	
Juvenile Arrests	0	Burglary/Breaking & Entering	0	0	0	
Unknown Age	0	Counterfeiting/Forgery	0	0	0	
Arrests per 100,000 population	N/A	Destruction/Damage/Vandalism of Property	0	0	0	
		Embezzlement	0	0	0	
		Extortion/Blackmail	0	0	0	
		False Pretenses/Swindle/Confidence Game	0	0	0	
		Credit Card/Automatic Teller Fraud	0	0	0	
		Impersonation	0	0	0	
		Welfare Fraud	0	0	0	
		Wire Fraud	0	0	0	
		Identity Theft	0	0	0	
		Hacking/Computer Invasion	0	0	0	
		Robbery	0	0	0	
		Pocket-picking	0	0	0	
		Purse-snatching	0	0	0	
		Shoplifting	0	0	0	
		Theft From Building	0	0	0	
		Theft From Coin Operated Machine or Device	0	0	0	
		Theft From Motor Vehicle	0	0	0	
		Theft of Motor Vehicle Parts/Accessories	0	0	0	
		All Other Larceny	0	0	0	
		Motor Vehicle Theft	0	0	0	
		Stolen Property Offenses	0	0	0	
		Crimes Against Society				
		Drug/Narcotic Violations	0	0	0	
		Drug Equipment Violations	0	0	0	
		Betting/Wagering	0	0	0	
		Operating/Promoting/Assisting Gambling	0	0	0	
		Gambling Equipment Violations	0	0	0	
		Sports Tampering	0	0	0	
		Pornography/Obscene Material	0	0	0	
		Prostitution	0	0	0	
		Assisting or Promoting Prostitution	0	0	0	
		Purchasing Prostitution	0	0	0	
		Weapon Law Violations	0	0	0	
		Animal Cruelty	0	0	0	
		Total Group A Offenses	0	0	0	

Group B Arrests		
Offense	Adult	Juvenile
Bad Checks	0	0
Curfew/Loitering/Vagrancy Violations	0	0
Disorderly Conduct	0	0
Driving Under the Influence	0	0
Drunkenness	0	0
Family Offenses (Nonviolent)	0	0
Liquor Law Violations	0	0
Peeping Tom	0	0
Runaway	0	0
Trespass of Real Property	0	0
All Other Offenses	0	0
Total Group B	0	0

(*) Offenses are counted using the FBI Units of Count for Crime

(**) The 'Arrests' column shows arrests made for incidents during the selected period, regardless of arrest date. Arrest counts for the same period may change over time.

Chilhowie Police Department - VA0860300 - NIBRS Agency Crime Overview - 2019

2019 Population Estimate	1,721	Offenses (*)	Arrests (**)	
		Reported	Adult	Juvenile
Law Enforcement Employees		Group A Offenses		
		Crimes Against Persons		
Sworn Male	6	Murder and Nonnegligent Manslaughter	0	0
Sworn Female	0	Negligent Manslaughter	0	0
Civilian Male	0	Kidnapping/Abduction	0	0
Civilian Female	0	Forcible Rape	0	0
Total:	6	Forcible Sodomy	0	0
		Sexual Assault With An Object	0	0
		Forcible Fondling	0	0
		Incest	0	0
Offense Overview		Statutory Rape	0	0
Incident Total	48	Aggravated Assault	0	0
Offense Total	56	Simple Assault	0	0
Group A Crimes per 100,000 population	2,789.1	Intimidation	0	0
		Human Trafficking, Commercial Sex Acts	0	0
		Human Trafficking, Involuntary Servitude	0	0
Arrest Overview		Crimes Against Property		
Total Arrests	77	Arson	0	0
Adult Arrests	76	Bribery	0	0
Juvenile Arrests	1	Burglary/Breaking & Entering	1	0
Unknown Age	0	Counterfeiting/Forgery	2	0
Arrests per 100,000 population	4,474.1	Destruction/Damage/Vandalism of Property	1	0
		Embezzlement	3	3
		Extortion/Blackmail	0	0
		False Pretenses/Swindle/Confidence Game	1	2
		Credit Card/Automatic Teller Fraud	0	0
		Impersonation	0	0
		Welfare Fraud	0	0
		Wire Fraud	0	0
		Identity Theft	1	0
		Hacking/Computer Invasion	0	0
		Robbery	0	0
		Pocket-picking	0	0
		Purse-snatching	0	0
		Shoplifting	5	3
		Theft From Building	0	0
		Theft From Coin Operated Machine or Device	0	0
		Theft From Motor Vehicle	1	0
		Theft of Motor Vehicle Parts/Accessories	1	0
		All Other Larceny	10	1
		Motor Vehicle Theft	2	1
		Stolen Property Offenses	1	0
		Crimes Against Society		
		Drug/Narcotic Violations	23	16
		Drug Equipment Violations	3	0
		Betting/Wagering	0	0
		Operating/Promoting/Assisting Gambling	0	0
		Gambling Equipment Violations	0	0
		Sports Tampering	0	0
		Pornography/Obscene Material	0	0
		Prostitution	0	0
		Assisting or Promoting Prostitution	0	0
		Purchasing Prostitution	0	0
		Weapon Law Violations	1	0
		Animal Cruelty	0	0
		Total Group A Offenses	56	26
			0	0

(*) Offenses are counted using the FBI Units of Count for Crime

(**) The 'Arrests' column shows arrests made for incidents during the selected period, regardless of arrest date. Arrest counts for the same period may change over time.

Chincoteague Police Department - VA0010100 - NIBRS Agency Crime Overview - 2019

2019 Population Estimate	2,879	Offenses (*)	Arrests (**)	
		Reported	Adult	Juvenile
Law Enforcement Employees		Group A Offenses		
		Crimes Against Persons		
Sworn Male	10	Murder and Nonnegligent Manslaughter	0	0
Sworn Female	0	Negligent Manslaughter	0	0
Civilian Male	1	Kidnapping/Abduction	0	0
Civilian Female	3	Forcible Rape	2	1
Total:	14	Forcible Sodomy	0	0
		Sexual Assault With An Object	0	0
		Forcible Fondling	3	0
		Incest	0	0
Offense Overview		Statutory Rape	0	0
Incident Total	133	Aggravated Assault	1	1
Offense Total	149	Simple Assault	25	20
Group A Crimes per 100,000 population	4,619.7	Intimidation	1	0
		Human Trafficking, Commercial Sex Acts	0	0
		Human Trafficking, Involuntary Servitude	0	0
Arrest Overview		Crimes Against Property		
Total Arrests	114	Arson	0	0
Adult Arrests	111	Bribery	0	0
Juvenile Arrests	3	Burglary/Breaking & Entering	9	0
Unknown Age	0	Counterfeiting/Forgery	6	2
Arrests per 100,000 population	3,959.7	Destruction/Damage/Vandalism of Property	18	3
		Embezzlement	3	2
		Extortion/Blackmail	0	0
		False Pretenses/Swindle/Confidence Game	2	1
		Credit Card/Automatic Teller Fraud	0	0
		Impersonation	0	0
		Welfare Fraud	1	0
		Wire Fraud	2	0
		Identity Theft	0	0
		Hacking/Computer Invasion	0	0
		Robbery	1	0
		Pocket-picking	0	0
		Purse-snatching	0	0
		Shoplifting	3	1
		Theft From Building	3	0
		Theft From Coin Operated Machine or Device	0	0
		Theft From Motor Vehicle	1	0
		Theft of Motor Vehicle Parts/Accessories	0	0
		All Other Larceny	35	4
		Motor Vehicle Theft	3	1
		Stolen Property Offenses	0	0
		Crimes Against Society		
		Drug/Narcotic Violations	25	24
		Drug Equipment Violations	0	0
		Betting/Wagering	0	0
		Operating/Promoting/Assisting Gambling	0	0
		Gambling Equipment Violations	0	0
		Sports Tampering	0	0
		Pornography/Obscene Material	0	0
		Prostitution	0	0
		Assisting or Promoting Prostitution	0	0
		Purchasing Prostitution	0	0
		Weapon Law Violations	5	1
		Animal Cruelty	0	0
		Total Group A Offenses	149	61
			3	3

(*) Offenses are counted using the FBI Units of Count for Crime

(**) The 'Arrests' column shows arrests made for incidents during the selected period, regardless of arrest date. Arrest counts for the same period may change over time.

Christiansburg Police Department - VA0600300 - NIBRS Agency Crime Overview - 2019

2019 Population Estimate	22,505	Offenses (*)	Arrests (**)	
		Reported	Adult	Juvenile
Law Enforcement Employees		Group A Offenses		
		Crimes Against Persons		
Sworn Male	57	Murder and Nonnegligent Manslaughter	0	0
Sworn Female	5	Negligent Manslaughter	0	0
Civilian Male	0	Kidnapping/Abduction	0	0
Civilian Female	5	Forcible Rape	7	0
Total:	67	Forcible Sodomy	0	0
		Sexual Assault With An Object	0	0
		Forcible Fondling	9	1
		Incest	0	0
Offense Overview		Statutory Rape	1	0
Incident Total	1,184	Aggravated Assault	20	15
Offense Total	1,411	Simple Assault	239	76
Group A Crimes per 100,000 population	5,261.1	Intimidation	17	0
		Human Trafficking, Commercial Sex Acts	0	0
		Human Trafficking, Involuntary Servitude	0	0
		Crimes Against Property		
Arrest Overview		Arson	2	0
Total Arrests	619	Bribery	0	0
Adult Arrests	612	Burglary/Breaking & Entering	28	3
Juvenile Arrests	7	Counterfeiting/Forgery	25	2
Unknown Age	0	Destruction/Damage/Vandalism of Property	101	11
Arrests per 100,000 population	2,750.5	Embezzlement	17	7
		Extortion/Blackmail	2	0
		False Pretenses/Swindle/Confidence Game	74	6
		Credit Card/Automatic Teller Fraud	57	3
		Impersonation	5	2
		Welfare Fraud	0	0
		Wire Fraud	12	0
		Identity Theft	8	1
		Hacking/Computer Invasion	3	0
		Robbery	4	0
		Pocket-picking	0	2
		Purse-snatching	0	0
		Shoplifting	154	92
		Theft From Building	8	3
		Theft From Coin Operated Machine or Device	2	0
		Theft From Motor Vehicle	67	3
		Theft of Motor Vehicle Parts/Accessories	7	0
		All Other Larceny	187	17
		Motor Vehicle Theft	14	3
		Stolen Property Offenses	3	1
		Crimes Against Society		
		Drug/Narcotic Violations	185	96
		Drug Equipment Violations	99	1
		Betting/Wagering	0	0
		Operating/Promoting/Assisting Gambling	0	0
		Gambling Equipment Violations	0	0
		Sports Tampering	0	0
		Pornography/Obscene Material	27	2
		Prostitution	1	0
		Assisting or Promoting Prostitution	0	0
		Purchasing Prostitution	0	0
		Weapon Law Violations	26	15
		Animal Cruelty	0	0
		Total Group A Offenses	1,411	362
			2	
Group B Arrests				
Offense		Adult	Juvenile	
Bad Checks	1	0		
Curfew/Loitering/Vagrancy Violations	0	0		
Disorderly Conduct	2	0		
Driving Under the Influence	112	0		
Drunkenness	89	0		
Family Offenses (Nonviolent)	1	0		
Liquor Law Violations	8	4		
Peeping Tom	1	0		
Runaway	0	0		
Trespass of Real Property	4	0		
All Other Offenses	32	1		
Total Group B	250	5		

(*) Offenses are counted using the FBI Units of Count for Crime

(**) The 'Arrests' column shows arrests made for incidents during the selected period, regardless of arrest date. Arrest counts for the same period may change over time.

Clarke County Sheriff's Office - VA0220000 - NIBRS Agency Crime Overview - 2019

2019 Population Estimate	10,018	Offenses (*)			Arrests (**)	
		Group A Offenses	Reported	Adult	Juvenile	
Law Enforcement Employees		Crimes Against Persons				
Sworn Male	17	Murder and Nonnegligent Manslaughter	0	0	0	0
Sworn Female	2	Negligent Manslaughter	0	0	0	0
Civilian Male	3	Kidnapping/Abduction	1	0	0	0
Civilian Female	8	Forcible Rape	1	0	0	0
Total:	30	Forcible Sodomy	1	0	0	0
		Sexual Assault With An Object	0	0	0	0
		Forcible Fondling	1	0	0	0
Offense Overview		Incest	0	0	0	0
Incident Total	210	Statutory Rape	0	0	0	0
Offense Total	246	Aggravated Assault	4	0	1	1
Group A Crimes per 100,000 population	2,096.2	Simple Assault	53	16	3	3
		Intimidation	2	0	0	0
		Human Trafficking, Commercial Sex Acts	0	0	0	0
		Human Trafficking, Involuntary Servitude	0	0	0	0
Arrest Overview		Crimes Against Property				
Total Arrests	216	Arson	1	0	0	0
Adult Arrests	197	Bribery	0	0	0	0
Juvenile Arrests	18	Burglary/Breaking & Entering	12	2	0	0
Unknown Age	1	Counterfeiting/Forgery	7	1	0	0
Arrests per 100,000 population	2,156.1	Destruction/Damage/Vandalism of Property	34	0	0	0
		Embezzlement	1	0	0	0
		Extortion/Blackmail	0	0	0	0
		False Pretenses/Swindle/Confidence Game	7	0	0	0
		Credit Card/Automatic Teller Fraud	8	0	0	0
		Impersonation	0	0	0	0
		Welfare Fraud	0	0	0	0
		Wire Fraud	3	0	0	0
		Identity Theft	5	0	0	0
		Hacking/Computer Invasion	0	0	0	0
		Robbery	0	0	0	0
		Pocket-picking	0	0	0	0
		Purse-snatching	0	0	0	0
		Shoplifting	9	5	0	0
		Theft From Building	8	0	0	0
		Theft From Coin Operated Machine or Device	0	0	0	0
		Theft From Motor Vehicle	6	1	0	0
		Theft of Motor Vehicle Parts/Accessories	1	0	0	0
		All Other Larceny	29	3	0	0
		Motor Vehicle Theft	4	0	0	0
		Stolen Property Offenses	0	0	0	0
		Crimes Against Society				
		Drug/Narcotic Violations	41	25	1	1
		Drug Equipment Violations	2	0	0	0
		Betting/Wagering	0	0	0	0
		Operating/Promoting/Assisting Gambling	0	0	0	0
		Gambling Equipment Violations	0	0	0	0
		Sports Tampering	0	0	0	0
		Pornography/Obscene Material	2	0	0	0
		Prostitution	0	0	0	0
		Assisting or Promoting Prostitution	0	0	0	0
		Purchasing Prostitution	0	0	0	0
		Weapon Law Violations	2	0	0	0
		Animal Cruelty	1	0	0	0
		Total Group A Offenses	246	53	5	5
Group B Arrests						
Offense	Adult	Juvenile				
Bad Checks	0	0				
Curfew/Loitering/Vagrancy Violations	0	0				
Disorderly Conduct	0	0				
Driving Under the Influence	30	0				
Drunkenness	16	0				
Family Offenses (Nonviolent)	0	0				
Liquor Law Violations	0	0				
Peeping Tom	0	0				
Runaway	0	0				
Trespass of Real Property	3	0				
All Other Offenses	95	13				
Total Group B	144	13				

(*) Offenses are counted using the FBI Units of Count for Crime

(**) The 'Arrests' column shows arrests made for incidents during the selected period, regardless of arrest date. Arrest counts for the same period may change over time.

Clarksville Police Department¹¹ - VA0580300 - NIBRS Agency Crime Overview - 2019

2019 Population Estimate		1,178	Offenses (*)	Arrests (**)	
Law Enforcement Employees			Reported	Adult	Juvenile
Group A Offenses					
Crimes Against Persons					
Sworn Male	7	Murder and Nonnegligent Manslaughter	1	0	1
Sworn Female	0	Negligent Manslaughter	0	0	0
Civilian Male	0	Kidnapping/Abduction	1	1	0
Civilian Female	1	Forcible Rape	0	0	0
Total:	8	Forcible Sodomy	0	0	0
Offense Overview					
Incident Total	26	Sexual Assault With An Object	0	0	0
Offense Total	29	Forcible Fondling	0	0	0
Group A Crimes per 100,000 population	2,207.1	Incest	0	0	0
Arrest Overview					
Total Arrests	36	Statutory Rape	0	0	0
Adult Arrests	35	Aggravated Assault	1	0	0
Juvenile Arrests	1	Simple Assault	3	2	0
Unknown Age	0	Intimidation	0	0	0
Arrests per 100,000 population	3,056.0	Human Trafficking, Commercial Sex Acts	0	0	0
Group B Arrests					
Offense					
	Adult	Juvenile			
Bad Checks	0	0	Human Trafficking, Involuntary Servitude	0	0
Curfew/Loitering/Vagrancy Violations	0	0	Crimes Against Property		
Disorderly Conduct	0	0	Arson	1	0
Driving Under the Influence	7	0	Bribery	0	0
Drunkenness	7	0	Burglary/Breaking & Entering	0	0
Family Offenses (Nonviolent)	0	0	Counterfeiting/Forgery	1	0
Liquor Law Violations	1	0	Destruction/Damage/Vandalism of Property	1	0
Peeping Tom	0	0	Embezzlement	0	0
Runaway	0	0	Extortion/Blackmail	0	0
Trespass of Real Property	1	0	False Pretenses/Swindle/Confidence Game	0	0
All Other Offenses	4	0	Credit Card/Automatic Teller Fraud	0	0
Total Group B	20	0	Impersonation	0	0
Crimes Against Society					
			Welfare Fraud	0	0
			Wire Fraud	0	0
			Identity Theft	0	0
			Hacking/Computer Invasion	0	0
			Robbery	0	0
			Pocket-picking	0	0
			Purse-snatching	0	0
			Shoplifting	2	2
			Theft From Building	0	0
			Theft From Coin Operated Machine or Device	0	0
			Theft From Motor Vehicle	0	0
			Theft of Motor Vehicle Parts/Accessories	0	0
			All Other Larceny	4	0
			Motor Vehicle Theft	0	0
			Stolen Property Offenses	0	0
			Total Group A Offenses	29	15
					1

(*) Offenses are counted using the FBI Units of Count for Crime

(**) The 'Arrests' column shows arrests made for incidents during the selected period, regardless of arrest date. Arrest counts for the same period may change over time.

Clifton Forge Police Dept - VA1040000 - NIBRS Agency Crime Overview - 2019

2019 Population Estimate	3,508	Offenses (*)	Arrests (**)	
		Reported	Adult	Juvenile
Law Enforcement Employees		Group A Offenses		
		Crimes Against Persons		
Sworn Male	10	Murder and Nonnegligent Manslaughter	0	0
Sworn Female	0	Negligent Manslaughter	0	0
Civilian Male	0	Kidnapping/Abduction	2	1
Civilian Female	1	Forcible Rape	0	0
Total:	11	Forcible Sodomy	1	0
		Sexual Assault With An Object	0	0
		Forcible Fondling	3	2
		Incest	0	0
		Statutory Rape	1	0
		Aggravated Assault	7	3
		Simple Assault	40	27
		Intimidation	3	1
		Human Trafficking, Commercial Sex Acts	0	0
		Human Trafficking, Involuntary Servitude	0	0
		Crimes Against Property		
		Arson	0	0
		Bribery	0	0
		Burglary/Breaking & Entering	5	0
		Counterfeiting/Forgery	0	0
		Destruction/Damage/Vandalism of Property	35	3
		Embezzlement	0	0
		Extortion/Blackmail	0	0
		False Pretenses/Swindle/Confidence Game	2	0
		Credit Card/Automatic Teller Fraud	1	0
		Impersonation	5	0
		Welfare Fraud	0	0
		Wire Fraud	1	0
		Identity Theft	0	0
		Hacking/Computer Invasion	0	0
		Robbery	0	0
		Pocket-picking	0	0
		Purse-snatching	0	0
		Shoplifting	4	3
		Theft From Building	7	1
		Theft From Coin Operated Machine or Device	0	0
		Theft From Motor Vehicle	4	0
		Theft of Motor Vehicle Parts/Accessories	3	0
		All Other Larceny	17	3
		Motor Vehicle Theft	3	1
		Stolen Property Offenses	0	0
		Crimes Against Society		
		Drug/Narcotic Violations	31	27
		Drug Equipment Violations	3	0
		Betting/Wagering	0	0
		Operating/Promoting/Assisting Gambling	0	0
		Gambling Equipment Violations	0	0
		Sports Tampering	0	0
		Pornography/Obscene Material	1	0
		Prostitution	0	0
		Assisting or Promoting Prostitution	0	0
		Purchasing Prostitution	0	0
		Weapon Law Violations	3	1
		Animal Cruelty	0	0
		Total Group A Offenses	182	73
			3	3
Offense Overview				
Incident Total	155			
Offense Total	182			
Group A Crimes per 100,000 population	4,418.5			
Arrest Overview				
Total Arrests	148			
Adult Arrests	142			
Juvenile Arrests	6			
Unknown Age	0			
Arrests per 100,000 population	4,218.9			
Group B Arrests				
Offense	Adult	Juvenile		
Bad Checks	0	0		
Curfew/Loitering/Vagrancy Violations	0	0		
Disorderly Conduct	0	0		
Driving Under the Influence	10	0		
Drunkenness	21	0		
Family Offenses (Nonviolent)	1	0		
Liquor Law Violations	1	0		
Peeping Tom	0	0		
Runaway	0	0		
Trespass of Real Property	8	0		
All Other Offenses	28	3		
Total Group B	69	3		

(*) Offenses are counted using the FBI Units of Count for Crime

(**) The 'Arrests' column shows arrests made for incidents during the selected period, regardless of arrest date. Arrest counts for the same period may change over time.

Clinchco Police Department⁵ - VA0260300 - NIBRS Agency Crime Overview - 2019

2019 Population Estimate	N/A	Offenses (*)		Arrests (**)	
		Group A Offenses	Reported	Adult	Juvenile
Law Enforcement Employees		Crimes Against Persons			
Sworn Male	0	Murder and Nonnegligent Manslaughter	0	0	0
Sworn Female	0	Negligent Manslaughter	0	0	0
Civilian Male	0	Kidnapping/Abduction	0	0	0
Civilian Female	0	Forcible Rape	0	0	0
Total:	0	Forcible Sodomy	0	0	0
		Sexual Assault With An Object	0	0	0
		Forcible Fondling	0	0	0
Offense Overview		Incest	0	0	0
Incident Total	0	Statutory Rape	0	0	0
Offense Total	0	Aggravated Assault	0	0	0
Group A Crimes per 100,000 population	N/A	Simple Assault	0	0	0
		Intimidation	0	0	0
		Human Trafficking, Commercial Sex Acts	0	0	0
		Human Trafficking, Involuntary Servitude	0	0	0
Arrest Overview		Crimes Against Property			
Total Arrests	0	Arson	0	0	0
Adult Arrests	0	Bribery	0	0	0
Juvenile Arrests	0	Burglary/Breaking & Entering	0	0	0
Unknown Age	0	Counterfeiting/Forgery	0	0	0
Arrests per 100,000 population	N/A	Destruction/Damage/Vandalism of Property	0	0	0
		Embezzlement	0	0	0
		Extortion/Blackmail	0	0	0
		False Pretenses/Swindle/Confidence Game	0	0	0
		Credit Card/Automatic Teller Fraud	0	0	0
		Impersonation	0	0	0
		Welfare Fraud	0	0	0
		Wire Fraud	0	0	0
		Identity Theft	0	0	0
		Hacking/Computer Invasion	0	0	0
		Robbery	0	0	0
		Pocket-picking	0	0	0
		Purse-snatching	0	0	0
		Shoplifting	0	0	0
		Theft From Building	0	0	0
		Theft From Coin Operated Machine or Device	0	0	0
		Theft From Motor Vehicle	0	0	0
		Theft of Motor Vehicle Parts/Accessories	0	0	0
		All Other Larceny	0	0	0
		Motor Vehicle Theft	0	0	0
		Stolen Property Offenses	0	0	0
		Crimes Against Society			
		Drug/Narcotic Violations	0	0	0
		Drug Equipment Violations	0	0	0
		Betting/Wagering	0	0	0
		Operating/Promoting/Assisting Gambling	0	0	0
		Gambling Equipment Violations	0	0	0
		Sports Tampering	0	0	0
		Pornography/Obscene Material	0	0	0
		Prostitution	0	0	0
		Assisting or Promoting Prostitution	0	0	0
		Purchasing Prostitution	0	0	0
		Weapon Law Violations	0	0	0
		Animal Cruelty	0	0	0
		Total Group A Offenses	0	0	0

Group B Arrests	Adult	Juvenile
Bad Checks	0	0
Curfew/Loitering/Vagrancy Violations	0	0
Disorderly Conduct	0	0
Driving Under the Influence	0	0
Drunkenness	0	0
Family Offenses (Nonviolent)	0	0
Liquor Law Violations	0	0
Peeping Tom	0	0
Runaway	0	0
Trespass of Real Property	0	0
All Other Offenses	0	0
Total Group B	0	0

(*) Offenses are counted using the FBI Units of Count for Crime

(**) The 'Arrests' column shows arrests made for incidents during the selected period, regardless of arrest date. Arrest counts for the same period may change over time.

Clintwood Police Department - VA0260100 - NIBRS Agency Crime Overview - 2019

2019 Population Estimate		1,304	Offenses (*)	Arrests (**)	
			Reported	Adult	Juvenile
Law Enforcement Employees			Group A Offenses		
			Crimes Against Persons		
Sworn Male	2		Murder and Nonnegligent Manslaughter	0	0
Sworn Female	0		Negligent Manslaughter	0	0
Civilian Male	0		Kidnapping/Abduction	0	0
Civilian Female	0		Forcible Rape	0	0
Total:	2		Forcible Sodomy	0	0
			Sexual Assault With An Object	0	0
			Forcible Fondling	0	0
			Incest	0	0
Offense Overview			Crimes Against Property		
Incident Total	39		Arson	0	0
Offense Total	40		Bribery	0	0
Group A Crimes per 100,000 population	2,990.8		Burglary/Breaking & Entering	2	1
			Counterfeiting/Forgery	0	0
			Destruction/Damage/Vandalism of Property	4	0
			Embezzlement	1	1
			Extortion/Blackmail	0	0
			False Pretenses/Swindle/Confidence Game	0	0
			Credit Card/Automatic Teller Fraud	0	0
			Impersonation	0	0
			Welfare Fraud	0	0
			Wire Fraud	0	0
			Identity Theft	0	0
			Hacking/Computer Invasion	0	0
			Robbery	0	0
			Pocket-picking	0	0
			Purse-snatching	0	0
			Shoplifting	15	13
			Theft From Building	2	0
			Theft From Coin Operated Machine or Device	0	0
			Theft From Motor Vehicle	0	0
			Theft of Motor Vehicle Parts/Accessories	0	0
			All Other Larceny	6	0
			Motor Vehicle Theft	0	0
			Stolen Property Offenses	0	0
			Crimes Against Society		
			Drug/Narcotic Violations	4	2
			Drug Equipment Violations	0	0
			Betting/Wagering	0	0
			Operating/Promoting/Assisting Gambling	0	0
			Gambling Equipment Violations	0	0
			Sports Tampering	0	0
			Pornography/Obscene Material	0	0
			Prostitution	0	0
			Assisting or Promoting Prostitution	0	0
			Purchasing Prostitution	0	0
			Weapon Law Violations	1	1
			Animal Cruelty	0	0
			Total Group A Offenses	40	22
					0
Arrest Overview			Group B Arrests		
Total Arrests	40		Offense		
Adult Arrests	39		Adult	Juvenile	
Juvenile Arrests	1		Bad Checks	0	0
Unknown Age	0		Curfew/Loitering/Vagrancy Violations	0	0
Arrests per 100,000 population	3,067.5		Disorderly Conduct	0	0
			Driving Under the Influence	1	0
			Drunkenness	10	0
			Family Offenses (Nonviolent)	0	0
			Liquor Law Violations	1	1
			Peeping Tom	0	0
			Runaway	0	0
			Trespass of Real Property	1	0
			All Other Offenses	4	0
			Total Group B	17	1

(*) Offenses are counted using the FBI Units of Count for Crime

(**) The 'Arrests' column shows arrests made for incidents during the selected period, regardless of arrest date. Arrest counts for the same period may change over time.

Coeburn Police Department - VA0960300 - NIBRS Agency Crime Overview - 2019

2019 Population Estimate	1,877	Offenses (*)	Arrests (**)		
		Reported	Adult	Juvenile	
Law Enforcement Employees		Group A Offenses			
Sworn Male	5	Crimes Against Persons			
Sworn Female	1	Murder and Nonnegligent Manslaughter	0	0	0
Civilian Male	0	Negligent Manslaughter	0	0	0
Civilian Female	1	Kidnapping/Abduction	0	0	0
Total:	7	Forcible Rape	0	0	0
		Forcible Sodomy	0	0	0
		Sexual Assault With An Object	0	0	0
		Forcible Fondling	2	0	0
Offense Overview		Incest	0	0	0
Incident Total	91	Statutory Rape	0	0	0
Offense Total	129	Aggravated Assault	2	2	0
Group A Crimes per 100,000 population	4,848.2	Simple Assault	14	6	0
		Intimidation	0	0	0
		Human Trafficking, Commercial Sex Acts	0	0	0
		Human Trafficking, Involuntary Servitude	0	0	0
Arrest Overview		Crimes Against Property			
Total Arrests	142	Arson	0	0	0
Adult Arrests	139	Bribery	0	0	0
Juvenile Arrests	3	Burglary/Breaking & Entering	9	4	0
Unknown Age	0	Counterfeiting/Forgery	2	0	0
Arrests per 100,000 population	7,565.3	Destruction/Damage/Vandalism of Property	11	2	0
		Embezzlement	0	0	0
		Extortion/Blackmail	0	0	0
		False Pretenses/Swindle/Confidence Game	3	0	0
		Credit Card/Automatic Teller Fraud	3	0	0
		Impersonation	6	2	0
		Welfare Fraud	0	0	0
		Wire Fraud	1	0	0
		Identity Theft	1	0	0
		Hacking/Computer Invasion	0	0	0
		Robbery	0	0	0
		Pocket-picking	0	0	0
		Purse-snatching	0	0	0
		Shoplifting	7	3	0
		Theft From Building	0	0	0
		Theft From Coin Operated Machine or Device	0	0	0
		Theft From Motor Vehicle	0	0	0
		Theft of Motor Vehicle Parts/Accessories	0	0	0
		All Other Larceny	19	3	0
		Motor Vehicle Theft	6	2	0
		Stolen Property Offenses	2	2	0
		Crimes Against Society			
		Drug/Narcotic Violations	23	14	2
		Drug Equipment Violations	9	2	0
		Betting/Wagering	0	0	0
		Operating/Promoting/Assisting Gambling	0	0	0
		Gambling Equipment Violations	0	0	0
		Sports Tampering	0	0	0
		Pornography/Obscene Material	0	0	0
		Prostitution	0	0	0
		Assisting or Promoting Prostitution	0	0	0
		Purchasing Prostitution	0	0	0
		Weapon Law Violations	9	6	0
		Animal Cruelty	0	0	0
		Total Group A Offenses	129	48	2
Group B Arrests					
Offense	Adult	Juvenile			
Bad Checks	0	0			
Curfew/Loitering/Vagrancy Violations	0	0			
Disorderly Conduct	1	0			
Driving Under the Influence	9	0			
Drunkenness	25	0			
Family Offenses (Nonviolent)	0	1			
Liquor Law Violations	0	0			
Peeping Tom	0	0			
Runaway	0	0			
Trespass of Real Property	0	0			
All Other Offenses	56	0			
Total Group B	91	1			

(*) Offenses are counted using the FBI Units of Count for Crime

(**) The 'Arrests' column shows arrests made for incidents during the selected period, regardless of arrest date. Arrest counts for the same period may change over time.

Colonial Beach Police Department - VA0950100 - NIBRS Agency Crime Overview - 2019

2019 Population Estimate	3,587	Offenses (*)	Arrests (**)	
		Reported	Adult	Juvenile
Law Enforcement Employees		Group A Offenses		
		Crimes Against Persons		
Sworn Male	7	Murder and Nonnegligent Manslaughter	0	0
Sworn Female	2	Negligent Manslaughter	1	0
Civilian Male	0	Kidnapping/Abduction	0	0
Civilian Female	1	Forcible Rape	0	0
Total:	10	Forcible Sodomy	1	0
		Sexual Assault With An Object	1	1
		Forcible Fondling	1	0
		Incest	0	0
Offense Overview		Statutory Rape	0	0
Incident Total	147	Aggravated Assault	8	4
Offense Total	160	Simple Assault	39	20
Group A Crimes per 100,000 population	4,098.1	Intimidation	1	0
		Human Trafficking, Commercial Sex Acts	0	0
		Human Trafficking, Involuntary Servitude	0	0
Arrest Overview		Crimes Against Property		
Total Arrests	80	Arson	0	0
Adult Arrests	80	Bribery	0	0
Juvenile Arrests	0	Burglary/Breaking & Entering	5	1
Unknown Age	0	Counterfeiting/Forgery	4	0
Arrests per 100,000 population	2,230.3	Destruction/Damage/Vandalism of Property	18	6
		Embezzlement	3	0
		Extortion/Blackmail	0	0
		False Pretenses/Swindle/Confidence Game	4	0
		Credit Card/Automatic Teller Fraud	0	0
		Impersonation	0	0
		Welfare Fraud	0	0
		Wire Fraud	0	0
		Identity Theft	0	0
		Hacking/Computer Invasion	0	0
		Robbery	1	0
		Pocket-picking	0	0
		Purse-snatching	0	0
		Shoplifting	3	1
		Theft From Building	5	0
		Theft From Coin Operated Machine or Device	0	0
		Theft From Motor Vehicle	11	0
		Theft of Motor Vehicle Parts/Accessories	0	0
		All Other Larceny	23	3
		Motor Vehicle Theft	2	0
		Stolen Property Offenses	0	0
		Crimes Against Society		
		Drug/Narcotic Violations	21	11
		Drug Equipment Violations	0	0
		Betting/Wagering	0	0
		Operating/Promoting/Assisting Gambling	0	0
		Gambling Equipment Violations	0	0
		Sports Tampering	0	0
		Pornography/Obscene Material	1	0
		Prostitution	0	0
		Assisting or Promoting Prostitution	0	0
		Purchasing Prostitution	0	0
		Weapon Law Violations	7	2
		Animal Cruelty	0	0
		Total Group A Offenses	160	49
			0	0
Group B Arrests				
Offense		Adult	Juvenile	
Bad Checks	0	0		
Curfew/Loitering/Vagrancy Violations	0	0		
Disorderly Conduct	1	0		
Driving Under the Influence	14	0		
Drunkenness	6	0		
Family Offenses (Nonviolent)	0	0		
Liquor Law Violations	0	0		
Peeping Tom	0	0		
Runaway	0	0		
Trespass of Real Property	3	0		
All Other Offenses	7	0		
Total Group B	31	0		

(*) Offenses are counted using the FBI Units of Count for Crime

(**) The 'Arrests' column shows arrests made for incidents during the selected period, regardless of arrest date. Arrest counts for the same period may change over time.

Colonial Heights Police Dept. - VA1050000 - NIBRS Agency Crime Overview - 2019

2019 Population Estimate	17,194	Offenses (*)	Arrests (**)		
		Reported	Adult	Juvenile	
Law Enforcement Employees		Group A Offenses			
		Crimes Against Persons			
Sworn Male	47	Murder and Nonnegligent Manslaughter	1	1	0
Sworn Female	7	Negligent Manslaughter	1	1	0
Civilian Male	0	Kidnapping/Abduction	11	2	0
Civilian Female	4	Forcible Rape	5	1	2
Total:	58	Forcible Sodomy	3	0	0
		Sexual Assault With An Object	14	1	0
		Forcible Fondling	1	2	0
		Incest	0	0	0
Offense Overview		Statutory Rape	1	0	1
Incident Total	1,623	Aggravated Assault	44	26	3
Offense Total	1,934	Simple Assault	254	133	24
Group A Crimes per 100,000 population	9,439.3	Intimidation	16	7	4
		Human Trafficking, Commercial Sex Acts	0	0	0
		Human Trafficking, Involuntary Servitude	0	0	0
		Crimes Against Property			
Arrest Overview		Arson	4	2	0
Total Arrests	2,527	Bribery	0	0	0
Adult Arrests	2,299	Burglary/Breaking & Entering	39	10	1
Juvenile Arrests	228	Counterfeiting/Forgery	42	19	0
Unknown Age	0	Destruction/Damage/Vandalism of Property	130	23	1
Arrests per 100,000 population	14,697.0	Embezzlement	31	26	1
		Extortion/Blackmail	2	0	0
		False Pretenses/Swindle/Confidence Game	103	40	1
		Credit Card/Automatic Teller Fraud	52	5	0
		Impersonation	15	5	1
		Welfare Fraud	0	0	0
		Wire Fraud	3	0	0
		Identity Theft	7	0	0
		Hacking/Computer Invasion	0	0	0
		Robbery	7	5	2
		Pocket-picking	0	0	0
		Purse-snatching	0	0	0
		Shoplifting	392	352	65
		Theft From Building	104	20	1
		Theft From Coin Operated Machine or Device	3	0	0
		Theft From Motor Vehicle	93	3	2
		Theft of Motor Vehicle Parts/Accessories	22	1	0
		All Other Larceny	57	24	3
		Motor Vehicle Theft	21	4	4
		Stolen Property Offenses	29	6	5
		Crimes Against Society			
		Drug/Narcotic Violations	346	288	19
		Drug Equipment Violations	13	6	0
		Betting/Wagering	0	0	0
		Operating/Promoting/Assisting Gambling	1	1	0
		Gambling Equipment Violations	1	0	0
		Sports Tampering	0	0	0
		Pornography/Obscene Material	7	0	1
		Prostitution	1	0	0
		Assisting or Promoting Prostitution	0	1	0
		Purchasing Prostitution	0	0	0
		Weapon Law Violations	54	40	2
		Animal Cruelty	4	4	0
		Total Group A Offenses	1,934	1,059	143
		Group B Arrests			
		Adult	Juvenile		
Bad Checks	2	0			
Curfew/Loitering/Vagrancy Violations	0	38			
Disorderly Conduct	10	21			
Driving Under the Influence	128	1			
Drunkenness	35	1			
Family Offenses (Nonviolent)	15	0			
Liquor Law Violations	6	3			
Peeping Tom	0	0			
Runaway	0	2			
Trespass of Real Property	36	8			
All Other Offenses	1,008	11			
Total Group B	1,240	85			

(*) Offenses are counted using the FBI Units of Count for Crime

(**) The 'Arrests' column shows arrests made for incidents during the selected period, regardless of arrest date. Arrest counts for the same period may change over time.

Covington PD - VA1060000 - NIBRS Agency Crime Overview - 2019

2019 Population Estimate	5,694	Offenses (*)	Arrests (**)		
		Reported	Adult	Juvenile	
Law Enforcement Employees		Group A Offenses			
Sworn Male	14	Crimes Against Persons			
Sworn Female	3	Murder and Nonnegligent Manslaughter	0	0	0
Civilian Male	1	Negligent Manslaughter	0	0	0
Civilian Female	8	Kidnapping/Abduction	1	0	0
Total:	26	Forcible Rape	3	1	0
		Forcible Sodomy	0	0	0
		Sexual Assault With An Object	0	0	0
		Forcible Fondling	2	1	0
		Incest	0	0	0
Offense Overview		Statutory Rape	0	0	0
Incident Total	307	Aggravated Assault	2	1	0
Offense Total	347	Simple Assault	80	32	4
Group A Crimes per 100,000 population	5,391.6	Intimidation	1	0	0
		Human Trafficking, Commercial Sex Acts	0	0	0
		Human Trafficking, Involuntary Servitude	0	0	0
		Crimes Against Property			
Arrest Overview		Arson	1	0	0
Total Arrests	180	Bribery	0	0	0
Adult Arrests	175	Burglary/Breaking & Entering	10	0	0
Juvenile Arrests	5	Counterfeiting/Forgery	4	2	0
Unknown Age	0	Destruction/Damage/Vandalism of Property	46	0	0
Arrests per 100,000 population	3,161.2	Embezzlement	3	2	0
		Extortion/Blackmail	0	0	0
		False Pretenses/Swindle/Confidence Game	3	0	0
		Credit Card/Automatic Teller Fraud	1	0	0
		Impersonation	1	0	0
		Welfare Fraud	0	0	0
		Wire Fraud	0	0	0
		Identity Theft	0	0	0
		Hacking/Computer Invasion	0	0	0
		Robbery	0	0	0
		Pocket-picking	0	0	0
		Purse-snatching	0	0	0
		Shoplifting	48	19	1
		Theft From Building	3	2	0
		Theft From Coin Operated Machine or Device	0	0	0
		Theft From Motor Vehicle	10	0	0
		Theft of Motor Vehicle Parts/Accessories	3	0	0
		All Other Larceny	34	3	0
		Motor Vehicle Theft	8	1	0
		Stolen Property Offenses	0	0	0
		Crimes Against Society			
		Drug/Narcotic Violations	52	27	0
		Drug Equipment Violations	18	1	0
		Betting/Wagering	0	0	0
		Operating/Promoting/Assisting Gambling	0	0	0
		Gambling Equipment Violations	0	0	0
		Sports Tampering	0	0	0
		Pornography/Obscene Material	2	0	0
		Prostitution	0	0	0
		Assisting or Promoting Prostitution	0	0	0
		Purchasing Prostitution	1	0	0
		Weapon Law Violations	10	2	0
		Animal Cruelty	0	0	0
		Total Group A Offenses	347	94	5
Group B Arrests					
Offense	Adult	Juvenile			
Bad Checks	0	0			
Curfew/Loitering/Vagrancy Violations	0	0			
Disorderly Conduct	0	0			
Driving Under the Influence	13	0			
Drunkenness	28	0			
Family Offenses (Nonviolent)	1	0			
Liquor Law Violations	1	0			
Peeping Tom	0	0			
Runaway	0	0			
Trespass of Real Property	3	0			
All Other Offenses	35	0			
Total Group B	81	0			

(*) Offenses are counted using the FBI Units of Count for Crime

(**) The 'Arrests' column shows arrests made for incidents during the selected period, regardless of arrest date. Arrest counts for the same period may change over time.

Craig County Sheriff's Office - VA0230000 - NIBRS Agency Crime Overview - 2019

2019 Population Estimate	5,108	Offenses (*)	Arrests (**)		
		Reported	Adult	Juvenile	
Law Enforcement Employees		Group A Offenses			
		Crimes Against Persons			
Sworn Male	8	Murder and Nonnegligent Manslaughter	0	0	0
Sworn Female	0	Negligent Manslaughter	0	0	0
Civilian Male	0	Kidnapping/Abduction	0	0	0
Civilian Female	5	Forcible Rape	0	0	0
Total:	13	Forcible Sodomy	0	0	0
		Sexual Assault With An Object	1	0	0
		Forcible Fondling	1	0	0
Offense Overview		Incest	0	0	0
Incident Total	77	Statutory Rape	0	0	0
Offense Total	90	Aggravated Assault	4	2	0
Group A Crimes per 100,000 population	1,507.4	Simple Assault	20	17	0
		Intimidation	1	0	0
		Human Trafficking, Commercial Sex Acts	0	0	0
		Human Trafficking, Involuntary Servitude	0	0	0
Arrest Overview		Crimes Against Property			
Total Arrests	57	Arson	0	0	0
Adult Arrests	57	Bribery	0	0	0
Juvenile Arrests	0	Burglary/Breaking & Entering	1	0	0
Unknown Age	0	Counterfeiting/Forgery	3	0	0
Arrests per 100,000 population	1,115.9	Destruction/Damage/Vandalism of Property	4	0	0
		Embezzlement	0	0	0
		Extortion/Blackmail	0	0	0
		False Pretenses/Swindle/Confidence Game	2	1	0
		Credit Card/Automatic Teller Fraud	0	0	0
		Impersonation	0	0	0
		Welfare Fraud	0	0	0
		Wire Fraud	0	0	0
		Identity Theft	0	0	0
		Hacking/Computer Invasion	0	0	0
		Robbery	0	0	0
		Pocket-picking	0	0	0
		Purse-snatching	0	0	0
		Shoplifting	1	1	0
		Theft From Building	4	0	0
		Theft From Coin Operated Machine or Device	0	0	0
		Theft From Motor Vehicle	0	0	0
		Theft of Motor Vehicle Parts/Accessories	2	0	0
		All Other Larceny	8	1	0
		Motor Vehicle Theft	4	1	0
		Stolen Property Offenses	0	0	0
		Crimes Against Society			
		Drug/Narcotic Violations	30	20	0
		Drug Equipment Violations	1	0	0
		Betting/Wagering	0	0	0
		Operating/Promoting/Assisting Gambling	0	0	0
		Gambling Equipment Violations	0	0	0
		Sports Tampering	0	0	0
		Pornography/Obscene Material	0	0	0
		Prostitution	0	0	0
		Assisting or Promoting Prostitution	0	0	0
		Purchasing Prostitution	0	0	0
		Weapon Law Violations	3	1	0
		Animal Cruelty	0	0	0
		Total Group A Offenses	90	44	0
Group B Arrests					
Offense	Adult	Juvenile			
Bad Checks	0	0			
Curfew/Loitering/Vagrancy Violations	0	0			
Disorderly Conduct	1	0			
Driving Under the Influence	4	0			
Drunkenness	3	0			
Family Offenses (Nonviolent)	0	0			
Liquor Law Violations	0	0			
Peeping Tom	0	0			
Runaway	0	0			
Trespass of Real Property	0	0			
All Other Offenses	5	0			
Total Group B	13	0			

(*) Offenses are counted using the FBI Units of Count for Crime

(**) The 'Arrests' column shows arrests made for incidents during the selected period, regardless of arrest date. Arrest counts for the same period may change over time.

Crewe Police Department - VA0670200 - NIBRS Agency Crime Overview - 2019

2019 Population Estimate	2,166	Offenses (*)			Arrests (**)	
		Group A Offenses	Reported	Adult	Juvenile	
Law Enforcement Employees		Crimes Against Persons				
Sworn Male	5	Murder and Nonnegligent Manslaughter	0	0	0	0
Sworn Female	1	Negligent Manslaughter	0	0	0	0
Civilian Male	1	Kidnapping/Abduction	1	0	0	0
Civilian Female	0	Forcible Rape	0	0	0	0
Total:	7	Forcible Sodomy	0	0	0	0
		Sexual Assault With An Object	0	0	0	0
		Forcible Fondling	1	0	0	0
Offense Overview		Incest	0	0	0	0
Incident Total	118	Statutory Rape	0	0	0	0
Offense Total	137	Aggravated Assault	7	2	0	0
Group A Crimes per 100,000 population	5,447.8	Simple Assault	23	11	0	0
		Intimidation	2	0	0	0
		Human Trafficking, Commercial Sex Acts	0	0	0	0
		Human Trafficking, Involuntary Servitude	0	0	0	0
Arrest Overview		Crimes Against Property				
Total Arrests	53	Arson	1	0	0	0
Adult Arrests	53	Bribery	0	0	0	0
Juvenile Arrests	0	Burglary/Breaking & Entering	11	2	0	0
Unknown Age	0	Counterfeiting/Forgery	3	0	0	0
Arrests per 100,000 population	2,446.9	Destruction/Damage/Vandalism of Property	29	1	0	0
		Embezzlement	2	2	0	0
		Extortion/Blackmail	0	0	0	0
		False Pretenses/Swindle/Confidence Game	4	0	0	0
		Credit Card/Automatic Teller Fraud	1	0	0	0
		Impersonation	1	0	0	0
		Welfare Fraud	0	0	0	0
		Wire Fraud	0	0	0	0
		Identity Theft	1	0	0	0
		Hacking/Computer Invasion	0	0	0	0
		Robbery	2	0	0	0
		Pocket-picking	0	0	0	0
		Purse-snatching	0	0	0	0
		Shoplifting	3	0	0	0
		Theft From Building	0	0	0	0
		Theft From Coin Operated Machine or Device	0	0	0	0
		Theft From Motor Vehicle	2	0	0	0
		Theft of Motor Vehicle Parts/Accessories	0	0	0	0
		All Other Larceny	27	3	0	0
		Motor Vehicle Theft	1	0	0	0
		Stolen Property Offenses	3	1	0	0
		Crimes Against Society				
		Drug/Narcotic Violations	10	3	0	0
		Drug Equipment Violations	0	0	0	0
		Betting/Wagering	0	0	0	0
		Operating/Promoting/Assisting Gambling	0	0	0	0
		Gambling Equipment Violations	0	0	0	0
		Sports Tampering	0	0	0	0
		Pornography/Obscene Material	0	0	0	0
		Prostitution	0	0	0	0
		Assisting or Promoting Prostitution	0	0	0	0
		Purchasing Prostitution	0	0	0	0
		Weapon Law Violations	2	2	0	0
		Animal Cruelty	0	0	0	0
		Total Group A Offenses	137	27	0	0
Group B Arrests						
Offense	Adult	Juvenile				
Bad Checks	0	0				
Curfew/Loitering/Vagrancy Violations	0	0				
Disorderly Conduct	0	0				
Driving Under the Influence	0	0				
Drunkenness	8	0				
Family Offenses (Nonviolent)	0	0				
Liquor Law Violations	0	0				
Peeping Tom	0	0				
Runaway	0	0				
Trespass of Real Property	1	0				
All Other Offenses	17	0				
Total Group B	26	0				

(*) Offenses are counted using the FBI Units of Count for Crime

(**) The 'Arrests' column shows arrests made for incidents during the selected period, regardless of arrest date. Arrest counts for the same period may change over time.

Culpeper County Sheriff's Office - VA0240000 - NIBRS Agency Crime Overview - 2019

2019 Population Estimate		33,379	Offenses (*)	Arrests (**)	
			Reported	Adult	Juvenile
Law Enforcement Employees			Group A Offenses		
			Crimes Against Persons		
Sworn Male	70		Murder and Nonnegligent Manslaughter	0	0
Sworn Female	18		Negligent Manslaughter	0	0
Civilian Male	0		Kidnapping/Abduction	5	4
Civilian Female	14		Forcible Rape	3	2
Total:	102		Forcible Sodomy	0	0
			Sexual Assault With An Object	1	0
			Forcible Fondling	10	2
Offense Overview			Incest	0	0
Incident Total	537		Statutory Rape	1	0
Offense Total	596		Aggravated Assault	9	10
Group A Crimes per 100,000 population	1,608.8		Simple Assault	144	59
			Intimidation	30	2
			Human Trafficking, Commercial Sex Acts	0	0
			Human Trafficking, Involuntary Servitude	0	0
Arrest Overview			Crimes Against Property		
Total Arrests	646		Arson	0	0
Adult Arrests	616		Bribery	0	0
Juvenile Arrests	30		Burglary/Breaking & Entering	14	1
Unknown Age	0		Counterfeiting/Forgery	2	1
Arrests per 100,000 population	1,935.3		Destruction/Damage/Vandalism of Property	49	4
			Embezzlement	2	1
			Extortion/Blackmail	2	0
			False Pretenses/Swindle/Confidence Game	31	1
			Credit Card/Automatic Teller Fraud	9	0
			Impersonation	4	2
			Welfare Fraud	0	0
			Wire Fraud	8	0
			Identity Theft	0	0
			Hacking/Computer Invasion	0	0
			Robbery	1	0
			Pocket-picking	0	0
			Purse-snatching	1	0
			Shoplifting	0	0
			Theft From Building	22	0
			Theft From Coin Operated Machine or Device	0	0
			Theft From Motor Vehicle	10	0
			Theft of Motor Vehicle Parts/Accessories	4	0
			All Other Larceny	32	7
			Motor Vehicle Theft	8	0
			Stolen Property Offenses	2	1
			Crimes Against Society		
			Drug/Narcotic Violations	156	103
			Drug Equipment Violations	6	0
			Betting/Wagering	0	0
			Operating/Promoting/Assisting Gambling	0	0
			Gambling Equipment Violations	0	0
			Sports Tampering	0	0
			Pornography/Obscene Material	7	0
			Prostitution	0	0
			Assisting or Promoting Prostitution	0	0
			Purchasing Prostitution	0	0
			Weapon Law Violations	23	5
			Animal Cruelty	0	0
			Total Group A Offenses	596	205
					11
Group B Arrests					
Offense	Adult	Juvenile			
Bad Checks	2	0			
Curfew/Loitering/Vagrancy Violations	0	0			
Disorderly Conduct	1	0			
Driving Under the Influence	69	0			
Drunkenness	28	0			
Family Offenses (Nonviolent)	2	2			
Liquor Law Violations	3	0			
Peeping Tom	0	0			
Runaway	0	0			
Trespass of Real Property	2	0			
All Other Offenses	304	17			
Total Group B	411	19			

(*) Offenses are counted using the FBI Units of Count for Crime

(**) The 'Arrests' column shows arrests made for incidents during the selected period, regardless of arrest date. Arrest counts for the same period may change over time.

Culpeper Police Department - VA0240100 - NIBRS Agency Crime Overview - 2019

2019 Population Estimate	18,619	Offenses (*)	Arrests (**)		
		Reported	Adult	Juvenile	
Law Enforcement Employees		Group A Offenses			
Sworn Male	36	Crimes Against Persons			
Sworn Female	9	Murder and Nonnegligent Manslaughter	0	0	0
Civilian Male	2	Negligent Manslaughter	0	0	0
Civilian Female	5	Kidnapping/Abduction	8	4	0
Total:	52	Forcible Rape	3	1	0
		Forcible Sodomy	1	0	0
		Sexual Assault With An Object	1	0	0
		Forcible Fondling	17	1	0
Offense Overview		Incest	0	0	0
Incident Total	1,226	Statutory Rape	2	0	0
Offense Total	1,389	Aggravated Assault	15	12	1
Group A Crimes per 100,000 population	6,584.7	Simple Assault	292	114	2
		Intimidation	20	4	1
		Human Trafficking, Commercial Sex Acts	0	0	0
		Human Trafficking, Involuntary Servitude	0	0	0
Arrest Overview		Crimes Against Property			
Total Arrests	920	Arson	0	0	0
Adult Arrests	888	Bribery	0	0	0
Juvenile Arrests	32	Burglary/Breaking & Entering	10	1	2
Unknown Age	0	Counterfeiting/Forgery	24	6	1
Arrests per 100,000 population	4,941.2	Destruction/Damage/Vandalism of Property	145	19	3
		Embezzlement	10	5	0
		Extortion/Blackmail	1	0	0
		False Pretenses/Swindle/Confidence Game	61	6	0
		Credit Card/Automatic Teller Fraud	33	0	0
		Impersonation	8	6	0
		Welfare Fraud	0	0	0
		Wire Fraud	5	0	0
		Identity Theft	1	0	0
		Hacking/Computer Invasion	0	0	0
		Robbery	13	6	3
		Pocket-picking	0	0	0
		Purse-snatching	1	0	0
		Shoplifting	101	40	0
		Theft From Building	14	0	0
		Theft From Coin Operated Machine or Device	1	0	0
		Theft From Motor Vehicle	63	0	0
		Theft of Motor Vehicle Parts/Accessories	13	0	0
		All Other Larceny	125	41	1
		Motor Vehicle Theft	16	4	0
		Stolen Property Offenses	2	6	0
		Crimes Against Society			
		Drug/Narcotic Violations	296	169	9
		Drug Equipment Violations	49	3	0
		Betting/Wagering	0	0	0
		Operating/Promoting/Assisting Gambling	0	0	0
		Gambling Equipment Violations	0	0	0
		Sports Tampering	0	0	0
		Pornography/Obscene Material	2	2	0
		Prostitution	2	1	0
		Assisting or Promoting Prostitution	0	0	0
		Purchasing Prostitution	0	0	0
		Weapon Law Violations	34	10	0
		Animal Cruelty	0	0	0
		Total Group A Offenses	1,389	461	23
Group B Arrests					
Offense	Adult	Juvenile			
Bad Checks	1	0			
Curfew/Loitering/Vagrancy Violations	0	0			
Disorderly Conduct	2	0			
Driving Under the Influence	64	0			
Drunkenness	118	0			
Family Offenses (Nonviolent)	1	0			
Liquor Law Violations	4	2			
Peeping Tom	0	0			
Runaway	0	0			
Trespass of Real Property	19	1			
All Other Offenses	218	6			
Total Group B	427	9			

(*) Offenses are counted using the FBI Units of Count for Crime

(**) The 'Arrests' column shows arrests made for incidents during the selected period, regardless of arrest date. Arrest counts for the same period may change over time.

Cumberland County Sheriff's Office - VA0250000 - NIBRS Agency Crime Overview - 2019

2019 Population Estimate	9,855	Offenses (*)	Arrests (**)		
		Reported	Adult	Juvenile	
Law Enforcement Employees		Group A Offenses			
		Crimes Against Persons			
Sworn Male	14	Murder and Nonnegligent Manslaughter	1	0	0
Sworn Female	2	Negligent Manslaughter	0	0	0
Civilian Male	1	Kidnapping/Abduction	1	0	0
Civilian Female	5	Forcible Rape	0	0	0
Total:	22	Forcible Sodomy	0	0	0
		Sexual Assault With An Object	0	0	0
		Forcible Fondling	2	0	0
Offense Overview		Incest	0	0	0
Incident Total	134	Statutory Rape	0	0	0
Offense Total	161	Aggravated Assault	9	5	0
Group A Crimes per 100,000 population	1,359.7	Simple Assault	36	23	1
		Intimidation	4	1	0
		Human Trafficking, Commercial Sex Acts	0	0	0
		Human Trafficking, Involuntary Servitude	0	0	0
Arrest Overview		Crimes Against Property			
Total Arrests	179	Arson	1	0	0
Adult Arrests	175	Bribery	0	0	0
Juvenile Arrests	4	Burglary/Breaking & Entering	10	1	0
Unknown Age	0	Counterfeiting/Forgery	0	0	0
Arrests per 100,000 population	1,816.3	Destruction/Damage/Vandalism of Property	19	5	0
		Embezzlement	1	0	0
		Extortion/Blackmail	0	0	0
		False Pretenses/Swindle/Confidence Game	3	1	0
		Credit Card/Automatic Teller Fraud	2	0	1
		Impersonation	1	0	0
		Welfare Fraud	0	0	0
		Wire Fraud	0	0	0
		Identity Theft	0	0	0
		Hacking/Computer Invasion	0	0	0
		Robbery	1	0	0
		Pocket-picking	0	0	0
		Purse-snatching	0	0	0
		Shoplifting	2	0	0
		Theft From Building	0	0	0
		Theft From Coin Operated Machine or Device	0	0	0
		Theft From Motor Vehicle	0	0	0
		Theft of Motor Vehicle Parts/Accessories	0	0	0
		All Other Larceny	29	2	0
		Motor Vehicle Theft	6	0	0
		Stolen Property Offenses	0	0	0
		Crimes Against Society			
		Drug/Narcotic Violations	22	9	0
		Drug Equipment Violations	1	0	0
		Betting/Wagering	0	0	0
		Operating/Promoting/Assisting Gambling	0	0	0
		Gambling Equipment Violations	0	0	0
		Sports Tampering	0	0	0
		Pornography/Obscene Material	0	0	0
		Prostitution	0	0	0
		Assisting or Promoting Prostitution	0	0	0
		Purchasing Prostitution	0	0	0
		Weapon Law Violations	8	0	0
		Animal Cruelty	2	1	0
		Total Group A Offenses	161	48	2
Group B Arrests					
Offense	Adult	Juvenile			
Bad Checks	1	0			
Curfew/Loitering/Vagrancy Violations	0	0			
Disorderly Conduct	3	0			
Driving Under the Influence	21	0			
Drunkenness	6	0			
Family Offenses (Nonviolent)	0	0			
Liquor Law Violations	0	0			
Peeping Tom	0	0			
Runaway	0	0			
Trespass of Real Property	10	0			
All Other Offenses	86	2			
Total Group B	127	2			

(*) Offenses are counted using the FBI Units of Count for Crime

(**) The 'Arrests' column shows arrests made for incidents during the selected period, regardless of arrest date. Arrest counts for the same period may change over time.

Damascus Police Department - VA0940200 - NIBRS Agency Crime Overview - 2019

2019 Population Estimate	789	Offenses (*)			Arrests (**)	
		Group A Offenses	Reported	Adult	Juvenile	
Law Enforcement Employees		Crimes Against Persons				
Sworn Male	4	Murder and Nonnegligent Manslaughter	0	0	0	
Sworn Female	0	Negligent Manslaughter	0	0	0	
Civilian Male	0	Kidnapping/Abduction	0	0	0	
Civilian Female	0	Forcible Rape	0	0	0	
Total:	4	Forcible Sodomy	0	0	0	
		Sexual Assault With An Object	0	0	0	
		Forcible Fondling	0	0	0	
Offense Overview		Incest	0	0	0	
Incident Total	93	Statutory Rape	0	0	0	
Offense Total	97	Aggravated Assault	0	0	0	
Group A Crimes per 100,000 population	11,787.1	Simple Assault	4	3	0	
		Intimidation	0	0	0	
		Human Trafficking, Commercial Sex Acts	0	0	0	
		Human Trafficking, Involuntary Servitude	0	0	0	
Arrest Overview		Crimes Against Property				
Total Arrests	78	Arson	0	0	0	
Adult Arrests	72	Bribery	0	0	0	
Juvenile Arrests	5	Burglary/Breaking & Entering	3	0	0	
Unknown Age	1	Counterfeiting/Forgery	1	1	0	
Arrests per 100,000 population	9,885.9	Destruction/Damage/Vandalism of Property	8	0	0	
		Embezzlement	0	0	0	
		Extortion/Blackmail	0	0	0	
		False Pretenses/Swindle/Confidence Game	1	0	0	
		Credit Card/Automatic Teller Fraud	2	0	0	
		Impersonation	0	0	0	
		Welfare Fraud	0	0	0	
		Wire Fraud	0	0	0	
		Identity Theft	0	0	0	
		Hacking/Computer Invasion	0	0	0	
		Robbery	0	0	0	
		Pocket-picking	0	0	0	
		Purse-snatching	0	0	0	
		Shoplifting	17	14	0	
		Theft From Building	4	0	0	
		Theft From Coin Operated Machine or Device	1	0	0	
		Theft From Motor Vehicle	10	6	4	
		Theft of Motor Vehicle Parts/Accessories	2	0	0	
		All Other Larceny	15	1	0	
		Motor Vehicle Theft	4	2	0	
		Stolen Property Offenses	0	0	0	
		Crimes Against Society				
		Drug/Narcotic Violations	21	17	0	
		Drug Equipment Violations	2	0	0	
		Betting/Wagering	0	0	0	
		Operating/Promoting/Assisting Gambling	0	0	0	
		Gambling Equipment Violations	0	0	0	
		Sports Tampering	0	0	0	
		Pornography/Obscene Material	0	0	0	
		Prostitution	0	0	0	
		Assisting or Promoting Prostitution	0	0	0	
		Purchasing Prostitution	0	0	0	
		Weapon Law Violations	2	1	0	
		Animal Cruelty	0	0	0	
		Total Group A Offenses	97	45	4	
Group B Arrests						
Offense	Adult	Juvenile				
Bad Checks	0	0				
Curfew/Loitering/Vagrancy Violations	0	0				
Disorderly Conduct	1	0				
Driving Under the Influence	4	0				
Drunkenness	12	0				
Family Offenses (Nonviolent)	0	0				
Liquor Law Violations	0	0				
Peeping Tom	0	0				
Runaway	0	1				
Trespass of Real Property	2	0				
All Other Offenses	8	0				
Total Group B	27	1				

(*) Offenses are counted using the FBI Units of Count for Crime

(**) The 'Arrests' column shows arrests made for incidents during the selected period, regardless of arrest date. Arrest counts for the same period may change over time.

Danville Police Department - VA1070000 - NIBRS Agency Crime Overview - 2019

2019 Population Estimate	39,932	Offenses (*)	Arrests (**)		
		Reported	Adult	Juvenile	
Law Enforcement Employees		Group A Offenses			
Sworn Male	103	Crimes Against Persons			
Sworn Female	17	Murder and Nonnegligent Manslaughter	8	6	0
Civilian Male	3	Negligent Manslaughter	1	0	0
Civilian Female	8	Kidnapping/Abduction	6	4	0
Total:	131	Forcible Rape	7	2	0
		Forcible Sodomy	3	1	2
		Sexual Assault With An Object	1	0	0
		Forcible Fondling	19	1	0
Offense Overview		Incest	1	0	0
Incident Total	4,013	Statutory Rape	1	0	0
Offense Total	4,323	Aggravated Assault	68	58	4
Group A Crimes per 100,000 population	10,049.6	Simple Assault	895	440	7
		Intimidation	81	6	0
		Human Trafficking, Commercial Sex Acts	0	0	0
		Human Trafficking, Involuntary Servitude	0	0	0
Arrest Overview		Crimes Against Property			
Total Arrests	4,105	Arson	10	4	1
Adult Arrests	4,025	Bribery	1	0	0
Juvenile Arrests	80	Burglary/Breaking & Entering	186	43	1
Unknown Age	0	Counterfeiting/Forgery	32	12	0
Arrests per 100,000 population	10,280.0	Destruction/Damage/Vandalism of Property	495	37	2
		Embezzlement	30	19	0
		Extortion/Blackmail	5	2	1
		False Pretenses/Swindle/Confidence Game	85	49	0
		Credit Card/Automatic Teller Fraud	69	0	0
		Impersonation	31	0	0
		Welfare Fraud	2	0	0
		Wire Fraud	18	0	0
		Identity Theft	8	0	0
		Hacking/Computer Invasion	1	0	0
		Robbery	25	16	3
		Pocket-picking	0	18	1
		Purse-snatching	1	0	0
		Shoplifting	394	226	4
		Theft From Building	92	0	0
		Theft From Coin Operated Machine or Device	5	0	0
		Theft From Motor Vehicle	189	0	0
		Theft of Motor Vehicle Parts/Accessories	58	1	0
		All Other Larceny	476	89	1
		Motor Vehicle Theft	85	0	0
		Stolen Property Offenses	3	8	0
		Crimes Against Society			
		Drug/Narcotic Violations	728	358	2
		Drug Equipment Violations	47	2	0
		Betting/Wagering	0	0	0
		Operating/Promoting/Assisting Gambling	0	0	0
		Gambling Equipment Violations	0	0	0
		Sports Tampering	0	0	0
		Pornography/Obscene Material	9	1	0
		Prostitution	1	0	0
		Assisting or Promoting Prostitution	0	0	0
		Purchasing Prostitution	0	0	0
		Weapon Law Violations	123	57	1
		Animal Cruelty	23	4	0
		Total Group A Offenses	4,323	1,464	30
Group B Arrests					
Offense	Adult	Juvenile			
Bad Checks	7	0			
Curfew/Loitering/Vagrancy Violations	0	8			
Disorderly Conduct	19	1			
Driving Under the Influence	128	0			
Drunkenness	344	0			
Family Offenses (Nonviolent)	2	0			
Liquor Law Violations	19	1			
Peeping Tom	0	0			
Runaway	0	0			
Trespass of Real Property	123	12			
All Other Offenses	1,919	28			
Total Group B	2,561	50			

(*) Offenses are counted using the FBI Units of Count for Crime

(**) The 'Arrests' column shows arrests made for incidents during the selected period, regardless of arrest date. Arrest counts for the same period may change over time.

Dayton Police Department - VA0820300 - NIBRS Agency Crime Overview - 2019

2019 Population Estimate	1,625	Offenses (*)	Arrests (**)		
		Reported	Adult	Juvenile	
Law Enforcement Employees		Group A Offenses			
Sworn Male	4	Crimes Against Persons			
Sworn Female	0	Murder and Nonnegligent Manslaughter	0	0	0
Civilian Male	0	Negligent Manslaughter	0	0	0
Civilian Female	0	Kidnapping/Abduction	0	0	0
Total:	4	Forcible Rape	0	0	0
		Forcible Sodomy	0	0	0
		Sexual Assault With An Object	0	0	0
		Forcible Fondling	2	0	0
Offense Overview		Incest	0	0	0
Incident Total	30	Statutory Rape	0	0	0
Offense Total	33	Aggravated Assault	0	0	0
Group A Crimes per 100,000 population	1,846.2	Simple Assault	6	2	0
		Intimidation	0	0	0
		Human Trafficking, Commercial Sex Acts	0	0	0
		Human Trafficking, Involuntary Servitude	0	0	0
Arrest Overview		Crimes Against Property			
Total Arrests	12	Arson	0	0	0
Adult Arrests	12	Bribery	0	0	0
Juvenile Arrests	0	Burglary/Breaking & Entering	2	0	0
Unknown Age	0	Counterfeiting/Forgery	0	0	0
Arrests per 100,000 population	738.5	Destruction/Damage/Vandalism of Property	10	0	0
		Embezzlement	0	0	0
		Extortion/Blackmail	0	0	0
		False Pretenses/Swindle/Confidence Game	0	0	0
		Credit Card/Automatic Teller Fraud	0	0	0
		Impersonation	0	0	0
		Welfare Fraud	0	0	0
		Wire Fraud	0	0	0
		Identity Theft	0	0	0
		Hacking/Computer Invasion	0	0	0
		Robbery	1	0	0
		Pocket-picking	0	0	0
		Purse-snatching	0	0	0
		Shoplifting	0	0	0
		Theft From Building	0	0	0
		Theft From Coin Operated Machine or Device	0	0	0
		Theft From Motor Vehicle	3	0	0
		Theft of Motor Vehicle Parts/Accessories	1	0	0
		All Other Larceny	2	0	0
		Motor Vehicle Theft	0	0	0
		Stolen Property Offenses	1	0	0
		Crimes Against Society			
		Drug/Narcotic Violations	3	0	0
		Drug Equipment Violations	2	0	0
		Betting/Wagering	0	0	0
		Operating/Promoting/Assisting Gambling	0	0	0
		Gambling Equipment Violations	0	0	0
		Sports Tampering	0	0	0
		Pornography/Obscene Material	0	0	0
		Prostitution	0	0	0
		Assisting or Promoting Prostitution	0	0	0
		Purchasing Prostitution	0	0	0
		Weapon Law Violations	0	0	0
		Animal Cruelty	0	0	0
		Total Group A Offenses	33	2	0

Group B Arrests	Adult	Juvenile
Bad Checks	0	0
Curfew/Loitering/Vagrancy Violations	0	0
Disorderly Conduct	0	0
Driving Under the Influence	1	0
Drunkenness	0	0
Family Offenses (Nonviolent)	0	0
Liquor Law Violations	1	0
Peeping Tom	0	0
Runaway	0	0
Trespass of Real Property	0	0
All Other Offenses	8	0
Total Group B	10	0

(*) Offenses are counted using the FBI Units of Count for Crime

(**) The 'Arrests' column shows arrests made for incidents during the selected period, regardless of arrest date. Arrest counts for the same period may change over time.

Dickenson CO Sheriff's Office - VA0260000 - NIBRS Agency Crime Overview - 2019

2019 Population Estimate	12,521	Offenses (*)	Arrests (**)		
		Reported	Adult	Juvenile	
Law Enforcement Employees		Group A Offenses			
Sworn Male	23	Crimes Against Persons			
Sworn Female	3	Murder and Nonnegligent Manslaughter	2	1	0
Civilian Male	4	Negligent Manslaughter	0	0	0
Civilian Female	7	Kidnapping/Abduction	1	0	0
Total:	37	Forcible Rape	0	0	0
		Forcible Sodomy	0	0	0
		Sexual Assault With An Object	0	0	0
		Forcible Fondling	0	0	0
		Incest	0	0	0
Offense Overview		Statutory Rape	0	0	0
Incident Total	105	Aggravated Assault	15	6	1
Offense Total	134	Simple Assault	32	15	0
Group A Crimes per 100,000 population	838.6	Intimidation	4	0	0
		Human Trafficking, Commercial Sex Acts	0	0	0
		Human Trafficking, Involuntary Servitude	0	0	0
Arrest Overview		Crimes Against Property			
Total Arrests	142	Arson	1	0	0
Adult Arrests	141	Bribery	0	0	0
Juvenile Arrests	1	Burglary/Breaking & Entering	6	2	0
Unknown Age	0	Counterfeiting/Forgery	1	0	0
Arrests per 100,000 population	1,134.1	Destruction/Damage/Vandalism of Property	8	0	0
		Embezzlement	0	0	0
		Extortion/Blackmail	0	0	0
		False Pretenses/Swindle/Confidence Game	4	1	0
		Credit Card/Automatic Teller Fraud	3	0	0
		Impersonation	1	0	0
		Welfare Fraud	0	0	0
		Wire Fraud	0	0	0
		Identity Theft	4	0	0
		Hacking/Computer Invasion	0	0	0
		Robbery	0	0	0
		Pocket-picking	0	0	0
		Purse-snatching	0	0	0
		Shoplifting	1	0	0
		Theft From Building	0	0	0
		Theft From Coin Operated Machine or Device	0	0	0
		Theft From Motor Vehicle	0	0	0
		Theft of Motor Vehicle Parts/Accessories	2	0	0
		All Other Larceny	19	3	0
		Motor Vehicle Theft	9	4	0
		Stolen Property Offenses	0	0	0
		Crimes Against Society			
		Drug/Narcotic Violations	11	5	0
		Drug Equipment Violations	4	0	0
		Betting/Wagering	0	0	0
		Operating/Promoting/Assisting Gambling	0	0	0
		Gambling Equipment Violations	0	0	0
		Sports Tampering	0	0	0
		Pornography/Obscene Material	0	0	0
		Prostitution	0	0	0
		Assisting or Promoting Prostitution	0	0	0
		Purchasing Prostitution	0	0	0
		Weapon Law Violations	6	2	0
		Animal Cruelty	0	0	0
		Total Group A Offenses	134	39	1
Group B Arrests					
Offense	Adult	Juvenile			
Bad Checks	0	0			
Curfew/Loitering/Vagrancy Violations	0	0			
Disorderly Conduct	0	0			
Driving Under the Influence	4	0			
Drunkenness	16	0			
Family Offenses (Nonviolent)	0	0			
Liquor Law Violations	1	0			
Peeping Tom	0	0			
Runaway	0	0			
Trespass of Real Property	2	0			
All Other Offenses	79	0			
Total Group B	102	0			

(*) Offenses are counted using the FBI Units of Count for Crime

(**) The 'Arrests' column shows arrests made for incidents during the selected period, regardless of arrest date. Arrest counts for the same period may change over time.

Dinwiddie County Sheriff's Office - VA0270000 - NIBRS Agency Crime Overview - 2019

2019 Population Estimate	28,667	Offenses (*)	Arrests (**)	
		Reported	Adult	Juvenile
Law Enforcement Employees		Group A Offenses		
		Crimes Against Persons		
Sworn Male	36	Murder and Nonnegligent Manslaughter	0	0
Sworn Female	4	Negligent Manslaughter	0	0
Civilian Male	0	Kidnapping/Abduction	11	2
Civilian Female	4	Forcible Rape	5	0
Total:	44	Forcible Sodomy	2	0
		Sexual Assault With An Object	3	0
		Forcible Fondling	13	2
		Incest	0	0
Offense Overview		Statutory Rape	0	0
Incident Total	687	Aggravated Assault	67	10
Offense Total	822	Simple Assault	98	23
Group A Crimes per 100,000 population	2,396.5	Intimidation	16	3
		Human Trafficking, Commercial Sex Acts	0	0
		Human Trafficking, Involuntary Servitude	0	0
		Crimes Against Property		
Arrest Overview		Arson	5	3
Total Arrests	165	Bribery	0	0
Adult Arrests	155	Burglary/Breaking & Entering	45	4
Juvenile Arrests	10	Counterfeiting/Forgery	12	0
Unknown Age	0	Destruction/Damage/Vandalism of Property	93	0
Arrests per 100,000 population	575.6	Embezzlement	4	1
		Extortion/Blackmail	1	0
		False Pretenses/Swindle/Confidence Game	28	2
		Credit Card/Automatic Teller Fraud	4	0
		Impersonation	5	0
		Welfare Fraud	0	0
		Wire Fraud	0	0
		Identity Theft	0	0
		Hacking/Computer Invasion	0	0
		Robbery	10	4
		Pocket-picking	4	0
		Purse-snatching	0	0
		Shoplifting	4	1
		Theft From Building	0	0
		Theft From Coin Operated Machine or Device	0	0
		Theft From Motor Vehicle	0	0
		Theft of Motor Vehicle Parts/Accessories	0	0
		All Other Larceny	236	18
		Motor Vehicle Theft	22	2
		Stolen Property Offenses	8	1
		Crimes Against Society		
		Drug/Narcotic Violations	96	17
		Drug Equipment Violations	4	0
		Betting/Wagering	0	0
		Operating/Promoting/Assisting Gambling	0	0
		Gambling Equipment Violations	0	0
		Sports Tampering	0	0
		Pornography/Obscene Material	6	1
		Prostitution	0	0
		Assisting or Promoting Prostitution	0	0
		Purchasing Prostitution	0	0
		Weapon Law Violations	20	3
		Animal Cruelty	0	0
		Total Group A Offenses	822	97
			10	

Group B Arrests		
Offense	Adult	Juvenile
Bad Checks	0	0
Curfew/Loitering/Vagrancy Violations	0	0
Disorderly Conduct	0	0
Driving Under the Influence	12	0
Drunkenness	9	0
Family Offenses (Nonviolent)	0	0
Liquor Law Violations	1	0
Peeping Tom	0	0
Runaway	0	0
Trespass of Real Property	2	0
All Other Offenses	34	0
Total Group B	58	0

(*) Offenses are counted using the FBI Units of Count for Crime

(**) The 'Arrests' column shows arrests made for incidents during the selected period, regardless of arrest date. Arrest counts for the same period may change over time.

Dublin Police Department - VA0770200 - NIBRS Agency Crime Overview - 2019

2019 Population Estimate	2,595	Offenses (*)			Arrests (**)	
		Group A Offenses	Reported	Adult	Juvenile	
Law Enforcement Employees		Crimes Against Persons				
Sworn Male	7	Murder and Nonnegligent Manslaughter	0	0	0	
Sworn Female	0	Negligent Manslaughter	0	0	0	
Civilian Male	0	Kidnapping/Abduction	0	0	0	
Civilian Female	1	Forcible Rape	0	0	0	
Total:	8	Forcible Sodomy	0	0	0	
		Sexual Assault With An Object	2	0	0	
		Forcible Fondling	0	0	0	
Offense Overview		Incest	0	0	0	
Incident Total	98	Statutory Rape	0	0	0	
Offense Total	120	Aggravated Assault	1	0	0	
Group A Crimes per 100,000 population	3,776.5	Simple Assault	6	7	0	
		Intimidation	0	0	0	
		Human Trafficking, Commercial Sex Acts	0	0	0	
		Human Trafficking, Involuntary Servitude	0	0	0	
Arrest Overview		Crimes Against Property				
Total Arrests	103	Arson	1	1	0	
Adult Arrests	101	Bribery	0	0	0	
Juvenile Arrests	2	Burglary/Breaking & Entering	6	3	0	
Unknown Age	0	Counterfeiting/Forgery	2	0	0	
Arrests per 100,000 population	3,969.2	Destruction/Damage/Vandalism of Property	7	1	0	
		Embezzlement	1	1	0	
		Extortion/Blackmail	0	0	0	
		False Pretenses/Swindle/Confidence Game	3	0	0	
		Credit Card/Automatic Teller Fraud	0	0	0	
		Impersonation	0	0	0	
		Welfare Fraud	0	0	0	
		Wire Fraud	0	0	0	
		Identity Theft	0	0	0	
		Hacking/Computer Invasion	0	0	0	
		Robbery	0	0	0	
		Pocket-picking	0	0	0	
		Purse-snatching	0	0	0	
		Shoplifting	0	0	0	
		Theft From Building	0	0	0	
		Theft From Coin Operated Machine or Device	0	0	0	
		Theft From Motor Vehicle	4	0	0	
		Theft of Motor Vehicle Parts/Accessories	0	0	0	
		All Other Larceny	23	2	1	
		Motor Vehicle Theft	2	1	0	
		Stolen Property Offenses	1	0	0	
		Crimes Against Society				
		Drug/Narcotic Violations	44	31	1	
		Drug Equipment Violations	11	1	0	
		Betting/Wagering	0	0	0	
		Operating/Promoting/Assisting Gambling	0	0	0	
		Gambling Equipment Violations	0	0	0	
		Sports Tampering	0	0	0	
		Pornography/Obscene Material	0	0	0	
		Prostitution	0	0	0	
		Assisting or Promoting Prostitution	0	0	0	
		Purchasing Prostitution	0	0	0	
		Weapon Law Violations	6	4	0	
		Animal Cruelty	0	0	0	
		Total Group A Offenses	120	52	2	
Group B Arrests						
Offense	Adult	Juvenile				
Bad Checks	1	0				
Curfew/Loitering/Vagrancy Violations	0	0				
Disorderly Conduct	1	0				
Driving Under the Influence	9	0				
Drunkenness	12	0				
Family Offenses (Nonviolent)	0	0				
Liquor Law Violations	0	0				
Peeping Tom	0	0				
Runaway	0	0				
Trespass of Real Property	0	0				
All Other Offenses	26	0				
Total Group B	49	0				

(*) Offenses are counted using the FBI Units of Count for Crime

(**) The 'Arrests' column shows arrests made for incidents during the selected period, regardless of arrest date. Arrest counts for the same period may change over time.

Dumfries Police Department - VA0750600 - NIBRS Agency Crime Overview - 2019

2019 Population Estimate	5,234	Offenses (*)	Arrests (**)		
		Reported	Adult	Juvenile	
Law Enforcement Employees		Group A Offenses			
		Crimes Against Persons			
Sworn Male	9	Murder and Nonnegligent Manslaughter	1	0	0
Sworn Female	2	Negligent Manslaughter	0	0	0
Civilian Male	0	Kidnapping/Abduction	0	0	0
Civilian Female	1	Forcible Rape	0	0	0
Total:	12	Forcible Sodomy	0	0	0
		Sexual Assault With An Object	0	0	0
		Forcible Fondling	0	0	0
		Incest	0	0	0
Offense Overview		Statutory Rape	0	0	0
Incident Total	118	Aggravated Assault	2	1	0
Offense Total	136	Simple Assault	24	10	1
Group A Crimes per 100,000 population	2,254.5	Intimidation	1	0	0
		Human Trafficking, Commercial Sex Acts	0	0	0
		Human Trafficking, Involuntary Servitude	0	0	0
Arrest Overview		Crimes Against Property			
Total Arrests	90	Arson	0	0	0
Adult Arrests	86	Bribery	0	0	0
Juvenile Arrests	3	Burglary/Breaking & Entering	3	0	0
Unknown Age	1	Counterfeiting/Forgery	0	0	0
Arrests per 100,000 population	1,719.5	Destruction/Damage/Vandalism of Property	16	0	0
		Embezzlement	0	0	0
		Extortion/Blackmail	0	0	0
		False Pretenses/Swindle/Confidence Game	0	0	0
		Credit Card/Automatic Teller Fraud	2	0	0
		Impersonation	0	0	0
		Welfare Fraud	0	0	0
		Wire Fraud	0	0	0
		Identity Theft	1	0	0
		Hacking/Computer Invasion	0	0	0
		Robbery	4	0	0
		Pocket-picking	0	0	0
		Purse-snatching	0	0	0
		Shoplifting	2	0	0
		Theft From Building	3	0	0
		Theft From Coin Operated Machine or Device	0	0	0
		Theft From Motor Vehicle	8	0	0
		Theft of Motor Vehicle Parts/Accessories	1	0	0
		All Other Larceny	22	1	0
		Motor Vehicle Theft	4	1	0
		Stolen Property Offenses	2	1	0
		Crimes Against Society			
		Drug/Narcotic Violations	31	30	1
		Drug Equipment Violations	3	0	0
		Betting/Wagering	0	0	0
		Operating/Promoting/Assisting Gambling	0	0	0
		Gambling Equipment Violations	0	0	0
		Sports Tampering	0	0	0
		Pornography/Obscene Material	1	0	0
		Prostitution	0	0	0
		Assisting or Promoting Prostitution	0	0	0
		Purchasing Prostitution	0	0	0
		Weapon Law Violations	5	3	0
		Animal Cruelty	0	0	0
		Total Group A Offenses	136	47	2
		Group B Arrests			
Offense		Adult	Juvenile		
Bad Checks	0	0			
Curfew/Loitering/Vagrancy Violations	0	0			
Disorderly Conduct	0	0			
Driving Under the Influence	2	0			
Drunkenness	10	0			
Family Offenses (Nonviolent)	1	0			
Liquor Law Violations	0	0			
Peeping Tom	0	0			
Runaway	0	0			
Trespass of Real Property	1	0			
All Other Offenses	25	1			
Total Group B	39	1			

(*) Offenses are counted using the FBI Units of Count for Crime

(**) The 'Arrests' column shows arrests made for incidents during the selected period, regardless of arrest date. Arrest counts for the same period may change over time.

Elkton Police Department - VA0820400 - NIBRS Agency Crime Overview - 2019

2019 Population Estimate		2,881	Offenses (*)	Arrests (**)	
			Reported	Adult	Juvenile
Law Enforcement Employees			Group A Offenses		
			Crimes Against Persons		
Sworn Male	4		Murder and Nonnegligent Manslaughter	0	0
Sworn Female	1		Negligent Manslaughter	0	0
Civilian Male	0		Kidnapping/Abduction	0	0
Civilian Female	1		Forcible Rape	0	0
Total:	6		Forcible Sodomy	0	0
			Sexual Assault With An Object	0	0
			Forcible Fondling	0	0
			Incest	0	0
Offense Overview			Statutory Rape	0	0
Incident Total	98		Aggravated Assault	3	0
Offense Total	105		Simple Assault	10	3
Group A Crimes per 100,000 population	3,401.6		Intimidation	0	0
			Human Trafficking, Commercial Sex Acts	0	0
			Human Trafficking, Involuntary Servitude	0	0
			Crimes Against Property		
Arrest Overview			Arson	1	0
Total Arrests	15		Bribery	0	0
Adult Arrests	15		Burglary/Breaking & Entering	7	0
Juvenile Arrests	0		Counterfeiting/Forgery	1	0
Unknown Age	0		Destruction/Damage/Vandalism of Property	21	0
Arrests per 100,000 population	520.7		Embezzlement	1	0
			Extortion/Blackmail	1	0
			False Pretenses/Swindle/Confidence Game	1	0
			Credit Card/Automatic Teller Fraud	2	0
			Impersonation	0	0
			Welfare Fraud	0	0
			Wire Fraud	0	0
			Identity Theft	0	0
			Hacking/Computer Invasion	0	0
			Robbery	0	0
			Pocket-picking	0	0
			Purse-snatching	0	0
			Shoplifting	5	0
			Theft From Building	6	0
			Theft From Coin Operated Machine or Device	0	0
			Theft From Motor Vehicle	13	0
			Theft of Motor Vehicle Parts/Accessories	3	0
			All Other Larceny	8	0
			Motor Vehicle Theft	2	1
			Stolen Property Offenses	1	0
			Crimes Against Society		
			Drug/Narcotic Violations	16	2
			Drug Equipment Violations	2	0
			Betting/Wagering	0	0
			Operating/Promoting/Assisting Gambling	0	0
			Gambling Equipment Violations	0	0
			Sports Tampering	0	0
			Pornography/Obscene Material	0	0
			Prostitution	0	0
			Assisting or Promoting Prostitution	0	0
			Purchasing Prostitution	0	0
			Weapon Law Violations	1	1
			Animal Cruelty	0	0
			Total Group A Offenses	105	7
					0
Group B Arrests					
Offense	Adult	Juvenile			
Bad Checks	0	0			
Curfew/Loitering/Vagrancy Violations	0	0			
Disorderly Conduct	0	0			
Driving Under the Influence	5	0			
Drunkenness	2	0			
Family Offenses (Nonviolent)	0	0			
Liquor Law Violations	0	0			
Peeping Tom	0	0			
Runaway	0	0			
Trespass of Real Property	1	0			
All Other Offenses	0	0			
Total Group B	8	0			

(*) Offenses are counted using the FBI Units of Count for Crime

(**) The 'Arrests' column shows arrests made for incidents during the selected period, regardless of arrest date. Arrest counts for the same period may change over time.

Emporia Police Department - VA0400100 - NIBRS Agency Crime Overview - 2019

2019 Population Estimate	5,589	Offenses (*)	Arrests (**)		
		Reported	Adult	Juvenile	
Law Enforcement Employees		Group A Offenses			
		Crimes Against Persons			
Sworn Male	24	Murder and Nonnegligent Manslaughter	1	0	0
Sworn Female	1	Negligent Manslaughter	0	0	0
Civilian Male	1	Kidnapping/Abduction	2	0	0
Civilian Female	10	Forcible Rape	3	1	0
Total:	36	Forcible Sodomy	0	0	0
		Sexual Assault With An Object	0	0	0
		Forcible Fondling	3	0	0
		Incest	0	0	0
Offense Overview		Statutory Rape	0	0	0
Incident Total	518	Aggravated Assault	3	5	0
Offense Total	568	Simple Assault	128	64	0
Group A Crimes per 100,000 population	9,268.2	Intimidation	7	5	0
		Human Trafficking, Commercial Sex Acts	0	0	0
		Human Trafficking, Involuntary Servitude	0	0	0
		Crimes Against Property			
Arrest Overview		Arson	1	0	0
Total Arrests	376	Bribery	0	0	0
Adult Arrests	370	Burglary/Breaking & Entering	19	1	0
Juvenile Arrests	6	Counterfeiting/Forgery	7	4	0
Unknown Age	0	Destruction/Damage/Vandalism of Property	79	4	0
Arrests per 100,000 population	6,727.5	Embezzlement	7	2	0
		Extortion/Blackmail	0	0	0
		False Pretenses/Swindle/Confidence Game	15	1	0
		Credit Card/Automatic Teller Fraud	3	0	0
		Impersonation	0	0	0
		Welfare Fraud	0	0	0
		Wire Fraud	0	0	0
		Identity Theft	0	0	0
		Hacking/Computer Invasion	0	0	0
		Robbery	5	3	0
		Pocket-picking	8	3	0
		Purse-snatching	0	0	0
		Shoplifting	37	15	0
		Theft From Building	2	0	0
		Theft From Coin Operated Machine or Device	0	0	0
		Theft From Motor Vehicle	0	0	0
		Theft of Motor Vehicle Parts/Accessories	13	0	0
		All Other Larceny	112	9	1
		Motor Vehicle Theft	9	1	2
		Stolen Property Offenses	1	1	0
		Crimes Against Society			
		Drug/Narcotic Violations	73	60	0
		Drug Equipment Violations	1	0	0
		Betting/Wagering	0	0	0
		Operating/Promoting/Assisting Gambling	0	0	0
		Gambling Equipment Violations	0	0	0
		Sports Tampering	0	0	0
		Pornography/Obscene Material	1	0	0
		Prostitution	1	1	0
		Assisting or Promoting Prostitution	0	0	0
		Purchasing Prostitution	0	0	0
		Weapon Law Violations	27	8	2
		Animal Cruelty	0	0	0
		Total Group A Offenses	568	188	5
		Group B Arrests			
Offense		Adult	Juvenile		
Bad Checks	2	0			
Curfew/Loitering/Vagrancy Violations	0	0			
Disorderly Conduct	12	0			
Driving Under the Influence	46	0			
Drunkenness	21	0			
Family Offenses (Nonviolent)	0	0			
Liquor Law Violations	3	0			
Peeping Tom	0	0			
Runaway	0	0			
Trespass of Real Property	5	0			
All Other Offenses	93	1			
Total Group B	182	1			

(*) Offenses are counted using the FBI Units of Count for Crime

(**) The 'Arrests' column shows arrests made for incidents during the selected period, regardless of arrest date. Arrest counts for the same period may change over time.

Essex County Sheriff Office - VA0280000 - NIBRS Agency Crime Overview - 2019

2019 Population Estimate	8,368	Offenses (*)	Arrests (**)		
		Reported	Adult	Juvenile	
Law Enforcement Employees		Group A Offenses			
		Crimes Against Persons			
Sworn Male	12	Murder and Nonnegligent Manslaughter	0	0	0
Sworn Female	1	Negligent Manslaughter	0	0	0
Civilian Male	2	Kidnapping/Abduction	2	2	0
Civilian Female	1	Forcible Rape	0	0	0
Total:	16	Forcible Sodomy	0	0	0
		Sexual Assault With An Object	0	0	0
		Forcible Fondling	2	0	0
Offense Overview		Incest	0	0	0
Incident Total	167	Statutory Rape	0	0	0
Offense Total	184	Aggravated Assault	19	13	0
Group A Crimes per 100,000 population	1,995.7	Simple Assault	42	32	1
		Intimidation	7	3	0
		Human Trafficking, Commercial Sex Acts	0	0	0
		Human Trafficking, Involuntary Servitude	0	0	0
Arrest Overview		Crimes Against Property			
Total Arrests	109	Arson	0	0	0
Adult Arrests	108	Bribery	0	0	0
Juvenile Arrests	1	Burglary/Breaking & Entering	17	1	0
Unknown Age	0	Counterfeiting/Forgery	1	1	0
Arrests per 100,000 population	1,302.6	Destruction/Damage/Vandalism of Property	25	2	0
		Embezzlement	1	0	0
		Extortion/Blackmail	0	0	0
		False Pretenses/Swindle/Confidence Game	4	1	0
		Credit Card/Automatic Teller Fraud	2	0	0
		Impersonation	1	0	0
		Welfare Fraud	0	0	0
		Wire Fraud	1	0	0
		Identity Theft	0	0	0
		Hacking/Computer Invasion	0	0	0
		Robbery	0	0	0
		Pocket-picking	1	1	0
		Purse-snatching	0	0	0
		Shoplifting	0	0	0
		Theft From Building	1	0	0
		Theft From Coin Operated Machine or Device	0	0	0
		Theft From Motor Vehicle	5	0	0
		Theft of Motor Vehicle Parts/Accessories	2	0	0
		All Other Larceny	9	1	0
		Motor Vehicle Theft	10	1	0
		Stolen Property Offenses	0	0	0
		Crimes Against Society			
		Drug/Narcotic Violations	28	26	0
		Drug Equipment Violations	2	0	0
		Betting/Wagering	0	0	0
		Operating/Promoting/Assisting Gambling	0	0	0
		Gambling Equipment Violations	0	0	0
		Sports Tampering	0	0	0
		Pornography/Obscene Material	0	0	0
		Prostitution	0	0	0
		Assisting or Promoting Prostitution	0	0	0
		Purchasing Prostitution	0	0	0
		Weapon Law Violations	2	1	0
		Animal Cruelty	0	0	0
		Total Group A Offenses	184	85	1
Group B Arrests					
Offense	Adult	Juvenile			
Bad Checks	0	0			
Curfew/Loitering/Vagrancy Violations	0	0			
Disorderly Conduct	0	0			
Driving Under the Influence	2	0			
Drunkenness	3	0			
Family Offenses (Nonviolent)	0	0			
Liquor Law Violations	0	0			
Peeping Tom	0	0			
Runaway	0	0			
Trespass of Real Property	4	0			
All Other Offenses	14	0			
Total Group B	23	0			

(*) Offenses are counted using the FBI Units of Count for Crime

(**) The 'Arrests' column shows arrests made for incidents during the selected period, regardless of arrest date. Arrest counts for the same period may change over time.

Exmore Police Department - VA0650200 - NIBRS Agency Crime Overview - 2019

2019 Population Estimate	1,378	Offenses (*)			Arrests (**)	
		Group A Offenses	Reported	Adult	Juvenile	
Law Enforcement Employees		Crimes Against Persons				
Sworn Male	7	Murder and Nonnegligent Manslaughter	0	0	0	0
Sworn Female	0	Negligent Manslaughter	0	0	0	0
Civilian Male	0	Kidnapping/Abduction	0	0	0	0
Civilian Female	0	Forcible Rape	2	1	0	0
Total:	7	Forcible Sodomy	0	0	0	0
		Sexual Assault With An Object	0	0	0	0
		Forcible Fondling	0	0	0	0
Offense Overview		Incest	0	0	0	0
Incident Total	75	Statutory Rape	0	0	0	0
Offense Total	84	Aggravated Assault	5	1	0	0
Group A Crimes per 100,000 population	5,442.7	Simple Assault	14	4	0	0
		Intimidation	1	0	0	0
		Human Trafficking, Commercial Sex Acts	0	0	0	0
		Human Trafficking, Involuntary Servitude	0	0	0	0
Arrest Overview		Crimes Against Property				
Total Arrests	50	Arson	0	0	0	0
Adult Arrests	50	Bribery	0	0	0	0
Juvenile Arrests	0	Burglary/Breaking & Entering	5	1	0	0
Unknown Age	0	Counterfeiting/Forgery	4	0	0	0
Arrests per 100,000 population	3,628.4	Destruction/Damage/Vandalism of Property	6	2	0	0
		Embezzlement	1	1	0	0
		Extortion/Blackmail	0	0	0	0
		False Pretenses/Swindle/Confidence Game	4	1	0	0
		Credit Card/Automatic Teller Fraud	4	2	0	0
		Impersonation	1	1	0	0
		Welfare Fraud	0	0	0	0
		Wire Fraud	0	0	0	0
		Identity Theft	1	0	0	0
		Hacking/Computer Invasion	0	0	0	0
		Robbery	2	0	0	0
		Pocket-picking	0	0	0	0
		Purse-snatching	0	0	0	0
		Shoplifting	3	2	0	0
		Theft From Building	2	0	0	0
		Theft From Coin Operated Machine or Device	0	0	0	0
		Theft From Motor Vehicle	2	0	0	0
		Theft of Motor Vehicle Parts/Accessories	0	0	0	0
		All Other Larceny	20	5	0	0
		Motor Vehicle Theft	3	1	0	0
		Stolen Property Offenses	0	0	0	0
		Crimes Against Society				
		Drug/Narcotic Violations	4	6	0	0
		Drug Equipment Violations	0	0	0	0
		Betting/Wagering	0	0	0	0
		Operating/Promoting/Assisting Gambling	0	0	0	0
		Gambling Equipment Violations	0	0	0	0
		Sports Tampering	0	0	0	0
		Pornography/Obscene Material	0	0	0	0
		Prostitution	0	0	0	0
		Assisting or Promoting Prostitution	0	0	0	0
		Purchasing Prostitution	0	0	0	0
		Weapon Law Violations	0	0	0	0
		Animal Cruelty	0	0	0	0
		Total Group A Offenses	84	28	0	0
Group B Arrests						
Offense	Adult	Juvenile				
Bad Checks	1	0				
Curfew/Loitering/Vagrancy Violations	0	0				
Disorderly Conduct	1	0				
Driving Under the Influence	5	0				
Drunkenness	8	0				
Family Offenses (Nonviolent)	0	0				
Liquor Law Violations	2	0				
Peeping Tom	0	0				
Runaway	0	0				
Trespass of Real Property	3	0				
All Other Offenses	2	0				
Total Group B	22	0				

(*) Offenses are counted using the FBI Units of Count for Crime

(**) The 'Arrests' column shows arrests made for incidents during the selected period, regardless of arrest date. Arrest counts for the same period may change over time.

Fairfax City Police - VA1075000 - NIBRS Agency Crime Overview - 2019

2019 Population Estimate	23,943	Offenses (*)	Arrests (**)	
		Reported	Adult	Juvenile
Law Enforcement Employees		Group A Offenses		
		Crimes Against Persons		
Sworn Male	49	Murder and Nonnegligent Manslaughter	0	0
Sworn Female	11	Negligent Manslaughter	0	0
Civilian Male	8	Kidnapping/Abduction	0	2
Civilian Female	11	Forcible Rape	3	2
Total:	79	Forcible Sodomy	0	0
		Sexual Assault With An Object	1	0
		Forcible Fondling	15	2
		Incest	0	0
Offense Overview		Statutory Rape	0	0
Incident Total	880	Aggravated Assault	3	1
Offense Total	939	Simple Assault	200	43
Group A Crimes per 100,000 population	3,675.4	Intimidation	10	4
		Human Trafficking, Commercial Sex Acts	0	0
		Human Trafficking, Involuntary Servitude	0	0
Arrest Overview		Crimes Against Property		
Total Arrests	519	Arson	2	0
Adult Arrests	508	Bribery	0	1
Juvenile Arrests	11	Burglary/Breaking & Entering	11	1
Unknown Age	0	Counterfeiting/Forgery	19	0
Arrests per 100,000 population	2,167.6	Destruction/Damage/Vandalism of Property	127	10
		Embezzlement	6	2
		Extortion/Blackmail	1	0
		False Pretenses/Swindle/Confidence Game	52	2
		Credit Card/Automatic Teller Fraud	14	1
		Impersonation	3	1
		Welfare Fraud	0	0
		Wire Fraud	0	0
		Identity Theft	13	1
		Hacking/Computer Invasion	0	0
		Robbery	11	2
		Pocket-picking	5	0
		Purse-snatching	1	0
		Shoplifting	81	13
		Theft From Building	63	2
		Theft From Coin Operated Machine or Device	1	0
		Theft From Motor Vehicle	37	0
		Theft of Motor Vehicle Parts/Accessories	3	0
		All Other Larceny	119	11
		Motor Vehicle Theft	26	4
		Stolen Property Offenses	0	1
		Crimes Against Society		
		Drug/Narcotic Violations	78	57
		Drug Equipment Violations	1	2
		Betting/Wagering	0	0
		Operating/Promoting/Assisting Gambling	0	0
		Gambling Equipment Violations	0	0
		Sports Tampering	0	0
		Pornography/Obscene Material	24	1
		Prostitution	0	0
		Assisting or Promoting Prostitution	0	0
		Purchasing Prostitution	0	0
		Weapon Law Violations	9	4
		Animal Cruelty	0	0
		Total Group A Offenses	939	170
				7
Group B Arrests				
Offense		Adult	Juvenile	
Bad Checks	1	0		
Curfew/Loitering/Vagrancy Violations	0	0		
Disorderly Conduct	5	0		
Driving Under the Influence	71	0		
Drunkenness	193	0		
Family Offenses (Nonviolent)	1	0		
Liquor Law Violations	5	0		
Peeping Tom	0	0		
Runaway	0	0		
Trespass of Real Property	13	0		
All Other Offenses	49	4		
Total Group B	338	4		

(*) Offenses are counted using the FBI Units of Count for Crime

(**) The 'Arrests' column shows arrests made for incidents during the selected period, regardless of arrest date. Arrest counts for the same period may change over time.

Fairfax County Police Department - VA0290100 - NIBRS Agency Crime Overview - 2019

2019 Population Estimate	1,102,427	Offenses (*)	Arrests (**)		
		Reported	Adult	Juvenile	
Law Enforcement Employees		Group A Offenses			
		Crimes Against Persons			
Sworn Male	1,233	Murder and Nonnegligent Manslaughter	14	8	1
Sworn Female	231	Negligent Manslaughter	1	1	0
Civilian Male	100	Kidnapping/Abduction	115	99	9
Civilian Female	164	Forcible Rape	116	1	0
Total:	1,728	Forcible Sodomy	32	11	2
		Sexual Assault With An Object	21	8	1
		Forcible Fondling	133	34	2
		Incest	2	0	0
		Statutory Rape	0	8	0
Offense Overview		Crimes Against Property			
Incident Total	33,301	Arson	30	4	0
Offense Total	37,162	Bribery	1	1	0
Group A Crimes per 100,000 population	3,020.7	Burglary/Breaking & Entering	630	62	32
		Counterfeiting/Forgery	441	131	5
		Destruction/Damage/Vandalism of Property	4,126	173	44
		Embezzlement	195	112	3
		Extortion/Blackmail	55	0	0
		False Pretenses/Swindle/Confidence Game	1,431	248	10
		Credit Card/Automatic Teller Fraud	602	14	2
		Impersonation	1,488	78	15
		Human Trafficking, Commercial Sex Acts	0	0	0
		Human Trafficking, Involuntary Servitude	0	0	0
		Human Trafficking, Involuntary Servitude	0	0	0
		Human Trafficking, Involuntary Servitude	0	0	0
		Human Trafficking, Involuntary Servitude	0	0	0
Arrest Overview		Crimes Against Society			
Total Arrests	22,154	Drug/Narcotic Violations	5,242	3,836	422
Adult Arrests	18,853	Drug Equipment Violations	371	20	1
Juvenile Arrests	3,301	Betting/Wagering	2	0	0
Unknown Age	0	Operating/Promoting/Assisting Gambling	0	1	0
Arrests per 100,000 population	2,009.6	Gambling Equipment Violations	0	0	0
		Sports Tampering	0	0	0
		Pornography/Obscene Material	199	21	8
		Prostitution	59	8	0
		Assisting or Promoting Prostitution	11	57	0
		Purchasing Prostitution	0	0	0
		Weapon Law Violations	456	69	15
		Animal Cruelty	125	0	1
		Total Group A Offenses	37,162	10,124	1,959

Group B Arrests		
Offense	Adult	Juvenile
Bad Checks	15	0
Curfew/Loitering/Vagrancy Violations	0	1
Disorderly Conduct	136	25
Driving Under the Influence	1,802	8
Drunkenness	2,335	24
Family Offenses (Nonviolent)	48	3
Liquor Law Violations	430	82
Peeping Tom	5	0
Runaway	0	842
Trespass of Real Property	520	128
All Other Offenses	3,438	229
Total Group B	8,729	1,342

(*) Offenses are counted using the FBI Units of Count for Crime

(**) The 'Arrests' column shows arrests made for incidents during the selected period, regardless of arrest date. Arrest counts for the same period may change over time.

Falls Church Police Department - VA1080000 - NIBRS Agency Crime Overview - 2019

2019 Population Estimate	14,331	Offenses (*)	Arrests (**)		
		Reported	Adult	Juvenile	
Law Enforcement Employees		Group A Offenses			
		Crimes Against Persons			
Sworn Male	26	Murder and Nonnegligent Manslaughter	0	0	0
Sworn Female	5	Negligent Manslaughter	0	0	0
Civilian Male	5	Kidnapping/Abduction	4	1	0
Civilian Female	8	Forcible Rape	1	0	0
Total:	44	Forcible Sodomy	0	0	0
		Sexual Assault With An Object	0	0	0
		Forcible Fondling	12	1	0
Offense Overview		Incest	0	0	0
Incident Total	522	Statutory Rape	0	0	0
Offense Total	615	Aggravated Assault	4	1	0
Group A Crimes per 100,000 population	3,642.5	Simple Assault	86	18	2
		Intimidation	15	2	0
		Human Trafficking, Commercial Sex Acts	0	0	0
		Human Trafficking, Involuntary Servitude	0	0	0
Arrest Overview		Crimes Against Property			
Total Arrests	421	Arson	1	1	0
Adult Arrests	389	Bribery	0	0	0
Juvenile Arrests	32	Burglary/Breaking & Entering	12	1	0
Unknown Age	0	Counterfeiting/Forgery	7	3	1
Arrests per 100,000 population	2,937.7	Destruction/Damage/Vandalism of Property	85	9	0
		Embezzlement	2	0	0
		Extortion/Blackmail	1	0	0
		False Pretenses/Swindle/Confidence Game	30	6	0
		Credit Card/Automatic Teller Fraud	28	0	0
		Impersonation	10	0	0
		Welfare Fraud	0	0	0
		Wire Fraud	0	0	0
		Identity Theft	1	0	0
		Hacking/Computer Invasion	1	0	0
		Robbery	5	2	0
		Pocket-picking	3	2	0
		Purse-snatching	0	0	0
		Shoplifting	25	1	0
		Theft From Building	65	0	0
		Theft From Coin Operated Machine or Device	0	0	0
		Theft From Motor Vehicle	50	0	0
		Theft of Motor Vehicle Parts/Accessories	7	0	0
		All Other Larceny	29	5	0
		Motor Vehicle Theft	45	0	0
		Stolen Property Offenses	0	0	0
		Crimes Against Society			
		Drug/Narcotic Violations	79	62	6
		Drug Equipment Violations	1	0	0
		Betting/Wagering	0	0	0
		Operating/Promoting/Assisting Gambling	0	0	0
		Gambling Equipment Violations	0	0	0
		Sports Tampering	0	0	0
		Pornography/Obscene Material	0	0	0
		Prostitution	2	1	0
		Assisting or Promoting Prostitution	1	0	0
		Purchasing Prostitution	0	0	0
		Weapon Law Violations	3	0	1
		Animal Cruelty	0	0	0
		Total Group A Offenses	615	116	10
Group B Arrests					
Offense	Adult	Juvenile			
Bad Checks	0	0			
Curfew/Loitering/Vagrancy Violations	0	0			
Disorderly Conduct	2	0			
Driving Under the Influence	67	1			
Drunkenness	52	1			
Family Offenses (Nonviolent)	0	0			
Liquor Law Violations	9	8			
Peeping Tom	0	0			
Runaway	0	0			
Trespass of Real Property	20	0			
All Other Offenses	123	12			
Total Group B	273	22			

(*) Offenses are counted using the FBI Units of Count for Crime

(**) The 'Arrests' column shows arrests made for incidents during the selected period, regardless of arrest date. Arrest counts for the same period may change over time.

Farmville Police Department - VA0730100 - NIBRS Agency Crime Overview - 2019

2019 Population Estimate	7,872	Offenses (*)	Arrests (**)		
		Reported	Adult	Juvenile	
Law Enforcement Employees		Group A Offenses			
Sworn Male	23	Crimes Against Persons			
Sworn Female	4	Murder and Nonnegligent Manslaughter	0	0	0
Civilian Male	0	Negligent Manslaughter	0	0	0
Civilian Female	2	Kidnapping/Abduction	1	1	0
Total:	29	Forcible Rape	5	0	0
		Forcible Sodomy	0	0	0
		Sexual Assault With An Object	0	0	0
		Forcible Fondling	4	1	0
Offense Overview		Incest	0	0	0
Incident Total	411	Statutory Rape	0	0	0
Offense Total	455	Aggravated Assault	23	4	0
Group A Crimes per 100,000 population	5,221.0	Simple Assault	54	25	0
		Intimidation	2	2	0
		Human Trafficking, Commercial Sex Acts	0	0	0
		Human Trafficking, Involuntary Servitude	0	0	0
Arrest Overview		Crimes Against Property			
Total Arrests	219	Arson	1	1	0
Adult Arrests	218	Bribery	0	0	0
Juvenile Arrests	1	Burglary/Breaking & Entering	16	3	0
Unknown Age	0	Counterfeiting/Forgery	6	0	0
Arrests per 100,000 population	2,782.0	Destruction/Damage/Vandalism of Property	56	4	0
		Embezzlement	5	1	0
		Extortion/Blackmail	1	0	0
		False Pretenses/Swindle/Confidence Game	21	3	0
		Credit Card/Automatic Teller Fraud	13	0	0
		Impersonation	15	4	0
		Welfare Fraud	0	0	0
		Wire Fraud	0	0	0
		Identity Theft	0	0	0
		Hacking/Computer Invasion	0	0	0
		Robbery	3	0	0
		Pocket-picking	0	0	0
		Purse-snatching	2	0	0
		Shoplifting	55	22	0
		Theft From Building	13	0	0
		Theft From Coin Operated Machine or Device	0	0	0
		Theft From Motor Vehicle	12	0	0
		Theft of Motor Vehicle Parts/Accessories	3	0	0
		All Other Larceny	64	12	0
		Motor Vehicle Theft	7	2	0
		Stolen Property Offenses	2	2	0
		Crimes Against Society			
		Drug/Narcotic Violations	52	33	0
		Drug Equipment Violations	4	0	0
		Betting/Wagering	0	0	0
		Operating/Promoting/Assisting Gambling	0	0	0
		Gambling Equipment Violations	0	0	0
		Sports Tampering	0	0	0
		Pornography/Obscene Material	2	0	0
		Prostitution	0	0	0
		Assisting or Promoting Prostitution	0	0	0
		Purchasing Prostitution	0	0	0
		Weapon Law Violations	13	5	0
		Animal Cruelty	0	0	0
		Total Group A Offenses	455	125	0
Group B Arrests					
Offense	Adult	Juvenile			
Bad Checks	1	0			
Curfew/Loitering/Vagrancy Violations	0	0			
Disorderly Conduct	2	0			
Driving Under the Influence	34	0			
Drunkenness	30	0			
Family Offenses (Nonviolent)	0	0			
Liquor Law Violations	3	0			
Peeping Tom	0	0			
Runaway	0	0			
Trespass of Real Property	9	0			
All Other Offenses	14	1			
Total Group B	93	1			

(*) Offenses are counted using the FBI Units of Count for Crime

(**) The 'Arrests' column shows arrests made for incidents during the selected period, regardless of arrest date. Arrest counts for the same period may change over time.

Fauquier County Sheriff's Office - VA0300000 - NIBRS Agency Crime Overview - 2019

2019 Population Estimate	59,991	Offenses (*)	Arrests (**)		
		Reported	Adult	Juvenile	
Law Enforcement Employees		Group A Offenses			
		Crimes Against Persons			
Sworn Male	118	Murder and Nonnegligent Manslaughter	1	2	0
Sworn Female	13	Negligent Manslaughter	1	0	0
Civilian Male	4	Kidnapping/Abduction	5	4	0
Civilian Female	36	Forcible Rape	11	1	0
Total:	171	Forcible Sodomy	3	1	0
		Sexual Assault With An Object	0	0	0
		Forcible Fondling	24	3	1
Offense Overview		Incest	0	0	0
Incident Total	1,372	Statutory Rape	1	1	0
Offense Total	1,595	Aggravated Assault	24	14	0
Group A Crimes per 100,000 population	2,287.0	Simple Assault	403	126	1
		Intimidation	42	6	1
		Human Trafficking, Commercial Sex Acts	0	0	0
		Human Trafficking, Involuntary Servitude	0	0	0
Arrest Overview		Crimes Against Property			
Total Arrests	1,359	Arson	1	2	0
Adult Arrests	1,333	Bribery	0	0	0
Juvenile Arrests	26	Burglary/Breaking & Entering	30	7	0
Unknown Age	0	Counterfeiting/Forgery	20	2	0
Arrests per 100,000 population	2,265.3	Destruction/Damage/Vandalism of Property	253	13	1
		Embezzlement	10	1	0
		Extortion/Blackmail	2	0	0
		False Pretenses/Swindle/Confidence Game	47	4	0
		Credit Card/Automatic Teller Fraud	52	0	0
		Impersonation	20	7	1
		Welfare Fraud	0	0	0
		Wire Fraud	49	0	0
		Identity Theft	33	0	0
		Hacking/Computer Invasion	0	0	0
		Robbery	1	1	0
		Pocket-picking	1	0	1
		Purse-snatching	0	0	0
		Shoplifting	8	2	0
		Theft From Building	48	0	0
		Theft From Coin Operated Machine or Device	0	0	0
		Theft From Motor Vehicle	46	0	0
		Theft of Motor Vehicle Parts/Accessories	18	0	0
		All Other Larceny	129	22	0
		Motor Vehicle Theft	8	3	0
		Stolen Property Offenses	3	1	0
		Crimes Against Society			
		Drug/Narcotic Violations	212	150	6
		Drug Equipment Violations	31	4	0
		Betting/Wagering	0	0	0
		Operating/Promoting/Assisting Gambling	0	0	0
		Gambling Equipment Violations	0	0	0
		Sports Tampering	0	0	0
		Pornography/Obscene Material	14	2	0
		Prostitution	1	1	0
		Assisting or Promoting Prostitution	0	0	0
		Purchasing Prostitution	0	0	0
		Weapon Law Violations	38	22	0
		Animal Cruelty	5	5	0
		Total Group A Offenses	1,595	407	12
Group B Arrests					
Offense	Adult	Juvenile			
Bad Checks	6	0			
Curfew/Loitering/Vagrancy Violations	0	0			
Disorderly Conduct	6	0			
Driving Under the Influence	146	0			
Drunkenness	108	0			
Family Offenses (Nonviolent)	5	0			
Liquor Law Violations	15	4			
Peeping Tom	0	0			
Runaway	0	0			
Trespass of Real Property	14	1			
All Other Offenses	626	9			
Total Group B	926	14			

(*) Offenses are counted using the FBI Units of Count for Crime

(**) The 'Arrests' column shows arrests made for incidents during the selected period, regardless of arrest date. Arrest counts for the same period may change over time.

Floyd County Sheriff's Office - VA0310000 - NIBRS Agency Crime Overview - 2019

2019 Population Estimate	15,561	Offenses (*)			Arrests (**)	
		Group A Offenses	Reported	Adult	Juvenile	
Law Enforcement Employees		Crimes Against Persons				
Sworn Male	23	Murder and Nonnegligent Manslaughter	2	0	0	
Sworn Female	4	Negligent Manslaughter	0	0	0	
Civilian Male	1	Kidnapping/Abduction	0	1	0	
Civilian Female	9	Forcible Rape	3	0	0	
Total:	37	Forcible Sodomy	3	0	0	
		Sexual Assault With An Object	3	1	0	
		Forcible Fondling	7	0	0	
Offense Overview		Incest	0	0	0	
Incident Total	319	Statutory Rape	0	0	0	
Offense Total	378	Aggravated Assault	8	3	1	
Group A Crimes per 100,000 population	2,050.0	Simple Assault	49	27	3	
		Intimidation	8	2	0	
		Human Trafficking, Commercial Sex Acts	0	0	0	
		Human Trafficking, Involuntary Servitude	0	0	0	
Arrest Overview		Crimes Against Property				
Total Arrests	228	Arson	2	0	0	
Adult Arrests	199	Bribery	0	0	0	
Juvenile Arrests	29	Burglary/Breaking & Entering	16	0	0	
Unknown Age	0	Counterfeiting/Forgery	4	0	0	
Arrests per 100,000 population	1,465.2	Destruction/Damage/Vandalism of Property	27	4	1	
		Embezzlement	1	0	0	
		Extortion/Blackmail	0	0	0	
		False Pretenses/Swindle/Confidence Game	24	4	0	
		Credit Card/Automatic Teller Fraud	10	0	0	
		Impersonation	0	0	0	
		Welfare Fraud	1	0	0	
		Wire Fraud	0	0	0	
		Identity Theft	1	0	0	
		Hacking/Computer Invasion	0	0	0	
		Robbery	0	0	0	
		Pocket-picking	0	0	0	
		Purse-snatching	0	0	0	
		Shoplifting	3	2	0	
		Theft From Building	12	0	0	
		Theft From Coin Operated Machine or Device	0	0	0	
		Theft From Motor Vehicle	6	0	0	
		Theft of Motor Vehicle Parts/Accessories	2	0	0	
		All Other Larceny	37	9	3	
		Motor Vehicle Theft	7	0	0	
		Stolen Property Offenses	2	1	0	
		Crimes Against Society				
		Drug/Narcotic Violations	85	34	4	
		Drug Equipment Violations	31	0	0	
		Betting/Wagering	0	0	0	
		Operating/Promoting/Assisting Gambling	0	0	0	
		Gambling Equipment Violations	0	0	0	
		Sports Tampering	0	0	0	
		Pornography/Obscene Material	6	4	0	
		Prostitution	0	0	0	
		Assisting or Promoting Prostitution	0	0	0	
		Purchasing Prostitution	0	0	0	
		Weapon Law Violations	15	2	5	
		Animal Cruelty	3	3	0	
		Total Group A Offenses	378	97	17	
Group B Arrests						
Offense	Adult	Juvenile				
Bad Checks	6	0				
Curfew/Loitering/Vagrancy Violations	0	0				
Disorderly Conduct	0	0				
Driving Under the Influence	19	0				
Drunkenness	13	0				
Family Offenses (Nonviolent)	8	0				
Liquor Law Violations	0	2				
Peeping Tom	0	0				
Runaway	0	0				
Trespass of Real Property	5	1				
All Other Offenses	51	9				
Total Group B	102	12				

(*) Offenses are counted using the FBI Units of Count for Crime

(**) The 'Arrests' column shows arrests made for incidents during the selected period, regardless of arrest date. Arrest counts for the same period may change over time.

Fluvanna County Sheriff's Office - VA0320000 - NIBRS Agency Crime Overview - 2019

2019 Population Estimate		27,038	Offenses (*)	Arrests (**)		
			Reported	Adult	Juvenile	
Law Enforcement Employees			Group A Offenses			
			Crimes Against Persons			
Sworn Male	30		Murder and Nonnegligent Manslaughter	1	1	0
Sworn Female	4		Negligent Manslaughter	0	0	0
Civilian Male	7		Kidnapping/Abduction	1	1	0
Civilian Female	6		Forcible Rape	6	0	0
Total:	47		Forcible Sodomy	2	0	0
			Sexual Assault With An Object	7	1	0
			Forcible Fondling	4	0	0
Offense Overview			Incest	0	0	0
Incident Total	574		Statutory Rape	0	0	0
Offense Total	657		Aggravated Assault	18	4	0
Group A Crimes per 100,000 population	2,122.9		Simple Assault	167	27	0
			Intimidation	19	2	0
			Human Trafficking, Commercial Sex Acts	0	0	0
			Human Trafficking, Involuntary Servitude	0	0	0
Arrest Overview			Crimes Against Property			
Total Arrests	312		Arson	1	0	0
Adult Arrests	312		Bribery	0	0	0
Juvenile Arrests	0		Burglary/Breaking & Entering	23	2	0
Unknown Age	0		Counterfeiting/Forgery	8	0	0
Arrests per 100,000 population	1,153.9		Destruction/Damage/Vandalism of Property	86	3	0
			Embezzlement	2	0	0
			Extortion/Blackmail	0	0	0
			False Pretenses/Swindle/Confidence Game	32	2	0
			Credit Card/Automatic Teller Fraud	15	0	0
			Impersonation	7	1	0
			Welfare Fraud	0	0	0
			Wire Fraud	0	0	0
			Identity Theft	0	0	0
			Hacking/Computer Invasion	0	0	0
			Robbery	0	0	0
			Pocket-picking	0	0	0
			Purse-snatching	0	0	0
			Shoplifting	6	1	0
			Theft From Building	0	0	0
			Theft From Coin Operated Machine or Device	0	0	0
			Theft From Motor Vehicle	22	0	0
			Theft of Motor Vehicle Parts/Accessories	4	0	0
			All Other Larceny	96	4	0
			Motor Vehicle Theft	9	1	0
			Stolen Property Offenses	5	0	0
			Crimes Against Society			
			Drug/Narcotic Violations	81	39	0
			Drug Equipment Violations	8	0	0
			Betting/Wagering	0	0	0
			Operating/Promoting/Assisting Gambling	0	0	0
			Gambling Equipment Violations	0	0	0
			Sports Tampering	0	0	0
			Pornography/Obscene Material	9	1	0
			Prostitution	1	0	0
			Assisting or Promoting Prostitution	0	0	0
			Purchasing Prostitution	0	0	0
			Weapon Law Violations	17	4	0
			Animal Cruelty	0	0	0
			Total Group A Offenses	657	94	0
Group B Arrests						
Offense	Adult	Juvenile				
Bad Checks	0	0				
Curfew/Loitering/Vagrancy Violations	0	0				
Disorderly Conduct	6	0				
Driving Under the Influence	50	0				
Drunkenness	0	0				
Family Offenses (Nonviolent)	11	0				
Liquor Law Violations	4	0				
Peeping Tom	0	0				
Runaway	0	0				
Trespass of Real Property	1	0				
All Other Offenses	146	0				
Total Group B	218	0				

(*) Offenses are counted using the FBI Units of Count for Crime

(**) The 'Arrests' column shows arrests made for incidents during the selected period, regardless of arrest date. Arrest counts for the same period may change over time.

Franklin County Sheriff's Office - VA0330000 - NIBRS Agency Crime Overview - 2019

2019 Population Estimate		51,034	Offenses (*)	Arrests (**)		
			Reported	Adult	Juvenile	
Law Enforcement Employees			Group A Offenses			
			Crimes Against Persons			
Sworn Male	69		Murder and Nonnegligent Manslaughter	2	1	0
Sworn Female	12		Negligent Manslaughter	0	0	0
Civilian Male	3		Kidnapping/Abduction	0	0	0
Civilian Female	21		Forcible Rape	10	6	1
Total:	105		Forcible Sodomy	5	0	2
			Sexual Assault With An Object	1	0	0
			Forcible Fondling	12	1	0
Offense Overview			Incest	0	0	0
Incident Total	1,948		Statutory Rape	0	0	0
Offense Total	2,456		Aggravated Assault	36	26	0
Group A Crimes per 100,000 population	3,817.1		Simple Assault	390	211	7
			Intimidation	23	6	0
			Human Trafficking, Commercial Sex Acts	0	0	0
			Human Trafficking, Involuntary Servitude	0	0	0
Arrest Overview			Crimes Against Property			
Total Arrests	2,662		Arson	3	0	0
Adult Arrests	2,570		Bribery	0	0	0
Juvenile Arrests	91		Burglary/Breaking & Entering	98	19	2
Unknown Age	1		Counterfeiting/Forgery	22	4	0
Arrests per 100,000 population	5,216.1		Destruction/Damage/Vandalism of Property	246	37	0
			Embezzlement	6	1	0
			Extortion/Blackmail	1	0	0
			False Pretenses/Swindle/Confidence Game	41	1	0
			Credit Card/Automatic Teller Fraud	33	2	0
			Impersonation	4	3	0
			Welfare Fraud	0	0	0
			Wire Fraud	21	1	0
			Identity Theft	12	0	0
			Hacking/Computer Invasion	0	0	0
			Robbery	4	0	0
			Pocket-picking	0	0	0
			Purse-snatching	0	0	0
			Shoplifting	21	15	2
			Theft From Building	96	11	0
			Theft From Coin Operated Machine or Device	0	0	0
			Theft From Motor Vehicle	60	12	2
			Theft of Motor Vehicle Parts/Accessories	40	2	0
			All Other Larceny	180	32	1
			Motor Vehicle Theft	87	18	1
			Stolen Property Offenses	12	5	0
			Crimes Against Society			
			Drug/Narcotic Violations	621	505	6
			Drug Equipment Violations	284	23	0
			Betting/Wagering	0	0	0
			Operating/Promoting/Assisting Gambling	0	0	0
			Gambling Equipment Violations	0	0	0
			Sports Tampering	0	0	0
			Pornography/Obscene Material	10	1	1
			Prostitution	0	0	0
			Assisting or Promoting Prostitution	0	0	0
			Purchasing Prostitution	0	0	0
			Weapon Law Violations	72	34	0
			Animal Cruelty	3	1	0
			Total Group A Offenses	2,456	978	25
Group B Arrests						
Offense	Adult	Juvenile				
Bad Checks	18	0				
Curfew/Loitering/Vagrancy Violations	0	0				
Disorderly Conduct	27	3				
Driving Under the Influence	83	0				
Drunkenness	162	1				
Family Offenses (Nonviolent)	6	0				
Liquor Law Violations	32	2				
Peeping Tom	0	0				
Runaway	0	0				
Trespass of Real Property	38	2				
All Other Offenses	1,226	58				
Total Group B	1,592	66				

(*) Offenses are counted using the FBI Units of Count for Crime

(**) The 'Arrests' column shows arrests made for incidents during the selected period, regardless of arrest date. Arrest counts for the same period may change over time.

Franklin Police Department - VA1085000 - NIBRS Agency Crime Overview - 2019

2019 Population Estimate	8,261	Offenses (*)	Arrests (**)		
		Reported	Adult	Juvenile	
Law Enforcement Employees		Group A Offenses			
Sworn Male	23	Crimes Against Persons			
Sworn Female	1	Murder and Nonnegligent Manslaughter	2	2	0
Civilian Male	2	Negligent Manslaughter	0	0	0
Civilian Female	8	Kidnapping/Abduction	2	1	0
Total:	34	Forcible Rape	2	0	0
		Forcible Sodomy	0	0	0
		Sexual Assault With An Object	1	0	0
		Forcible Fondling	4	1	0
Offense Overview		Incest	0	0	0
Incident Total	797	Statutory Rape	0	0	0
Offense Total	929	Aggravated Assault	4	3	0
Group A Crimes per 100,000 population	9,647.7	Simple Assault	222	126	3
		Intimidation	8	1	0
		Human Trafficking, Commercial Sex Acts	0	0	0
		Human Trafficking, Involuntary Servitude	0	0	0
Arrest Overview		Crimes Against Property			
Total Arrests	470	Arson	3	1	0
Adult Arrests	455	Bribery	0	0	0
Juvenile Arrests	15	Burglary/Breaking & Entering	24	5	0
Unknown Age	0	Counterfeiting/Forgery	15	2	0
Arrests per 100,000 population	5,689.4	Destruction/Damage/Vandalism of Property	191	10	0
		Embezzlement	5	4	0
		Extortion/Blackmail	0	0	0
		False Pretenses/Swindle/Confidence Game	16	4	0
		Credit Card/Automatic Teller Fraud	16	0	0
		Impersonation	1	0	0
		Welfare Fraud	0	0	0
		Wire Fraud	2	0	0
		Identity Theft	5	0	0
		Hacking/Computer Invasion	1	0	0
		Robbery	7	3	1
		Pocket-picking	0	0	0
		Purse-snatching	1	0	0
		Shoplifting	36	17	0
		Theft From Building	11	2	0
		Theft From Coin Operated Machine or Device	0	0	0
		Theft From Motor Vehicle	63	2	0
		Theft of Motor Vehicle Parts/Accessories	10	0	0
		All Other Larceny	130	25	0
		Motor Vehicle Theft	20	2	0
		Stolen Property Offenses	2	2	0
		Crimes Against Society			
		Drug/Narcotic Violations	57	30	1
		Drug Equipment Violations	3	1	0
		Betting/Wagering	0	0	0
		Operating/Promoting/Assisting Gambling	0	0	0
		Gambling Equipment Violations	0	0	0
		Sports Tampering	0	0	0
		Pornography/Obscene Material	4	1	2
		Prostitution	0	0	0
		Assisting or Promoting Prostitution	0	0	0
		Purchasing Prostitution	0	0	0
		Weapon Law Violations	58	9	2
		Animal Cruelty	3	2	0
		Total Group A Offenses	929	256	9
Group B Arrests					
Offense	Adult	Juvenile			
Bad Checks	1	0			
Curfew/Loitering/Vagrancy Violations	0	0			
Disorderly Conduct	2	1			
Driving Under the Influence	21	0			
Drunkenness	37	0			
Family Offenses (Nonviolent)	2	0			
Liquor Law Violations	4	0			
Peeping Tom	0	0			
Runaway	0	0			
Trespass of Real Property	4	0			
All Other Offenses	128	5			
Total Group B	199	6			

(*) Offenses are counted using the FBI Units of Count for Crime

(**) The 'Arrests' column shows arrests made for incidents during the selected period, regardless of arrest date. Arrest counts for the same period may change over time.

Frederick County Sheriff's Office - VA0340000 - NIBRS Agency Crime Overview - 2019

2019 Population Estimate		85,407	Offenses (*)	Arrests (**)	
			Reported	Adult	Juvenile
Law Enforcement Employees			Group A Offenses		
			Crimes Against Persons		
Sworn Male	117		Murder and Nonnegligent Manslaughter	0	0
Sworn Female	14		Negligent Manslaughter	0	0
Civilian Male	0		Kidnapping/Abduction	5	0
Civilian Female	10		Forcible Rape	13	2
Total:	141		Forcible Sodomy	4	0
			Sexual Assault With An Object	0	0
			Forcible Fondling	67	1
Offense Overview			Incest	0	0
Incident Total	2,945		Statutory Rape	3	1
Offense Total	3,257		Aggravated Assault	50	22
Group A Crimes per 100,000 population	3,448.2		Simple Assault	712	204
			Intimidation	63	5
			Human Trafficking, Commercial Sex Acts	0	0
			Human Trafficking, Involuntary Servitude	0	0
			Crimes Against Property		
Arrest Overview			Arson	1	0
Total Arrests	2,269		Bribery	0	0
Adult Arrests	2,113		Burglary/Breaking & Entering	98	12
Juvenile Arrests	156		Counterfeiting/Forgery	53	4
Unknown Age	0		Destruction/Damage/Vandalism of Property	407	28
Arrests per 100,000 population	2,656.7		Embezzlement	24	7
			Extortion/Blackmail	0	4
			False Pretenses/Swindle/Confidence Game	140	11
			Credit Card/Automatic Teller Fraud	0	0
			Impersonation	1	1
			Welfare Fraud	0	0
			Wire Fraud	87	0
			Identity Theft	0	0
			Hacking/Computer Invasion	0	0
			Robbery	13	2
			Pocket-picking	0	0
			Purse-snatching	0	0
			Shoplifting	160	67
			Theft From Building	183	0
			Theft From Coin Operated Machine or Device	0	0
			Theft From Motor Vehicle	195	0
			Theft of Motor Vehicle Parts/Accessories	22	0
			All Other Larceny	195	89
			Motor Vehicle Theft	67	0
			Stolen Property Offenses	8	2
			Crimes Against Society		
			Drug/Narcotic Violations	486	285
			Drug Equipment Violations	102	3
			Betting/Wagering	0	0
			Operating/Promoting/Assisting Gambling	0	0
			Gambling Equipment Violations	0	0
			Sports Tampering	0	0
			Pornography/Obscene Material	50	1
			Prostitution	0	0
			Assisting or Promoting Prostitution	0	0
			Purchasing Prostitution	0	0
			Weapon Law Violations	48	11
			Animal Cruelty	0	0
			Total Group A Offenses	3,257	767
					53
Group B Arrests					
Offense	Adult	Juvenile			
Bad Checks	6	0			
Curfew/Loitering/Vagrancy Violations	0	0			
Disorderly Conduct	4	1			
Driving Under the Influence	181	1			
Drunkenness	145	0			
Family Offenses (Nonviolent)	13	0			
Liquor Law Violations	7	0			
Peeping Tom	0	0			
Runaway	0	0			
Trespass of Real Property	14	0			
All Other Offenses	976	101			
Total Group B	1,346	103			

(*) Offenses are counted using the FBI Units of Count for Crime

(**) The 'Arrests' column shows arrests made for incidents during the selected period, regardless of arrest date. Arrest counts for the same period may change over time.

Fredericksburg Police Department - VA1090000 - NIBRS Agency Crime Overview - 2019

2019 Population Estimate		28,532	Offenses (*)	Arrests (**)		
			Reported	Adult	Juvenile	
Law Enforcement Employees			Group A Offenses			
			Crimes Against Persons			
Sworn Male	58		Murder and Nonnegligent Manslaughter	3	1	0
Sworn Female	15		Negligent Manslaughter	0	0	0
Civilian Male	1		Kidnapping/Abduction	12	17	0
Civilian Female	22		Forcible Rape	9	2	0
Total:	96		Forcible Sodomy	4	1	0
			Sexual Assault With An Object	1	0	0
			Forcible Fondling	16	0	0
Offense Overview			Incest	0	0	0
Incident Total	2,439		Statutory Rape	0	1	0
Offense Total	2,864		Aggravated Assault	71	40	0
Group A Crimes per 100,000 population	8,548.3		Simple Assault	705	191	0
			Intimidation	69	17	0
			Human Trafficking, Commercial Sex Acts	0	0	0
			Human Trafficking, Involuntary Servitude	0	0	0
Arrest Overview			Crimes Against Property			
Total Arrests	2,038		Arson	4	2	0
Adult Arrests	2,023		Bribery	0	0	0
Juvenile Arrests	15		Burglary/Breaking & Entering	43	9	0
Unknown Age	0		Counterfeiting/Forgery	25	14	0
Arrests per 100,000 population	7,142.9		Destruction/Damage/Vandalism of Property	320	20	0
			Embezzlement	9	4	0
			Extortion/Blackmail	3	0	0
			False Pretenses/Swindle/Confidence Game	137	8	0
			Credit Card/Automatic Teller Fraud	52	0	0
			Impersonation	29	10	0
			Welfare Fraud	1	1	0
			Wire Fraud	8	0	0
			Identity Theft	4	0	0
			Hacking/Computer Invasion	1	0	0
			Robbery	23	7	0
			Pocket-picking	2	0	0
			Purse-snatching	0	0	0
			Shoplifting	366	206	2
			Theft From Building	92	0	0
			Theft From Coin Operated Machine or Device	2	0	0
			Theft From Motor Vehicle	89	0	0
			Theft of Motor Vehicle Parts/Accessories	41	0	0
			All Other Larceny	182	28	0
			Motor Vehicle Theft	27	1	0
			Stolen Property Offenses	5	2	0
			Crimes Against Society			
			Drug/Narcotic Violations	402	282	2
			Drug Equipment Violations	77	2	0
			Betting/Wagering	0	0	0
			Operating/Promoting/Assisting Gambling	0	0	0
			Gambling Equipment Violations	0	0	0
			Sports Tampering	0	0	0
			Pornography/Obscene Material	4	0	0
			Prostitution	0	0	0
			Assisting or Promoting Prostitution	1	0	0
			Purchasing Prostitution	0	0	0
			Weapon Law Violations	25	3	0
			Animal Cruelty	0	0	0
			Total Group A Offenses	2,864	869	4
			Group B Arrests			
			Offense	Adult	Juvenile	
			Bad Checks	6	0	
			Curfew/Loitering/Vagrancy Violations	0	0	
			Disorderly Conduct	4	0	
			Driving Under the Influence	144	0	
			Drunkenness	184	0	
			Family Offenses (Nonviolent)	6	0	
			Liquor Law Violations	39	0	
			Peeping Tom	0	0	
			Runaway	0	0	
			Trespass of Real Property	84	0	
			All Other Offenses	687	11	
			Total Group B	1,154	11	

(*) Offenses are counted using the FBI Units of Count for Crime

(**) The 'Arrests' column shows arrests made for incidents during the selected period, regardless of arrest date. Arrest counts for the same period may change over time.

Front Royal Police Department - VA0930100 - NIBRS Agency Crime Overview - 2019

2019 Population Estimate	15,221	Offenses (*)			Arrests (**)	
		Group A Offenses	Reported	Adult	Juvenile	
Law Enforcement Employees		Crimes Against Persons				
Sworn Male	36	Murder and Nonnegligent Manslaughter	0	0	0	0
Sworn Female	2	Negligent Manslaughter	0	0	0	0
Civilian Male	2	Kidnapping/Abduction	5	3	0	0
Civilian Female	12	Forcible Rape	2	1	0	0
Total:	52	Forcible Sodomy	1	1	0	0
		Sexual Assault With An Object	7	0	0	0
		Forcible Fondling	2	0	0	0
Offense Overview		Incest	0	0	0	0
Incident Total	1,045	Statutory Rape	1	1	0	0
Offense Total	1,195	Aggravated Assault	16	5	0	0
Group A Crimes per 100,000 population	6,865.5	Simple Assault	355	101	0	0
		Intimidation	42	0	0	0
		Human Trafficking, Commercial Sex Acts	0	0	0	0
		Human Trafficking, Involuntary Servitude	0	0	0	0
Arrest Overview		Crimes Against Property				
Total Arrests	972	Arson	2	1	0	0
Adult Arrests	959	Bribery	0	0	0	0
Juvenile Arrests	13	Burglary/Breaking & Entering	27	4	0	0
Unknown Age	0	Counterfeiting/Forgery	23	1	0	0
Arrests per 100,000 population	6,385.9	Destruction/Damage/Vandalism of Property	146	16	0	0
		Embezzlement	6	5	0	0
		Extortion/Blackmail	0	0	0	0
		False Pretenses/Swindle/Confidence Game	47	3	0	0
		Credit Card/Automatic Teller Fraud	17	3	0	0
		Impersonation	15	3	0	0
		Welfare Fraud	0	0	0	0
		Wire Fraud	4	0	0	0
		Identity Theft	0	0	0	0
		Hacking/Computer Invasion	0	0	0	0
		Robbery	3	0	0	0
		Pocket-picking	3	0	0	0
		Purse-snatching	2	0	0	0
		Shoplifting	50	26	0	0
		Theft From Building	73	1	0	0
		Theft From Coin Operated Machine or Device	0	0	0	0
		Theft From Motor Vehicle	49	0	0	0
		Theft of Motor Vehicle Parts/Accessories	0	0	0	0
		All Other Larceny	67	28	0	0
		Motor Vehicle Theft	24	4	0	0
		Stolen Property Offenses	4	6	0	0
		Crimes Against Society				
		Drug/Narcotic Violations	162	125	1	1
		Drug Equipment Violations	11	5	0	0
		Betting/Wagering	0	0	0	0
		Operating/Promoting/Assisting Gambling	0	0	0	0
		Gambling Equipment Violations	1	0	0	0
		Sports Tampering	0	0	0	0
		Pornography/Obscene Material	3	0	0	0
		Prostitution	1	0	0	0
		Assisting or Promoting Prostitution	0	0	0	0
		Purchasing Prostitution	0	0	0	0
		Weapon Law Violations	24	7	0	0
		Animal Cruelty	0	0	0	0
		Total Group A Offenses	1,195	350	1	1
Group B Arrests						
Offense	Adult	Juvenile				
Bad Checks	1	0				
Curfew/Loitering/Vagrancy Violations	0	4				
Disorderly Conduct	8	0				
Driving Under the Influence	60	0				
Drunkenness	189	0				
Family Offenses (Nonviolent)	3	0				
Liquor Law Violations	10	4				
Peeping Tom	0	0				
Runaway	0	0				
Trespass of Real Property	38	0				
All Other Offenses	300	4				
Total Group B	609	12				

(*) Offenses are counted using the FBI Units of Count for Crime

(**) The 'Arrests' column shows arrests made for incidents during the selected period, regardless of arrest date. Arrest counts for the same period may change over time.

Galax Police Department - VA1100000 - NIBRS Agency Crime Overview - 2019

2019 Population Estimate	6,545	Offenses (*)	Arrests (**)		
		Reported	Adult	Juvenile	
Law Enforcement Employees		Group A Offenses			
Sworn Male	20	Crimes Against Persons			
Sworn Female	3	Murder and Nonnegligent Manslaughter	0	0	0
Civilian Male	4	Negligent Manslaughter	0	0	0
Civilian Female	12	Kidnapping/Abduction	0	0	0
Total:	39	Forcible Rape	9	2	0
		Forcible Sodomy	4	0	0
		Sexual Assault With An Object	0	0	0
		Forcible Fondling	5	0	0
Offense Overview		Incest	0	0	0
Incident Total	667	Statutory Rape	0	0	0
Offense Total	762	Aggravated Assault	16	6	0
Group A Crimes per 100,000 population	10,191.0	Simple Assault	133	66	3
		Intimidation	16	2	0
		Human Trafficking, Commercial Sex Acts	0	0	0
		Human Trafficking, Involuntary Servitude	0	0	0
Arrest Overview		Crimes Against Property			
Total Arrests	668	Arson	2	0	0
Adult Arrests	642	Bribery	0	0	0
Juvenile Arrests	25	Burglary/Breaking & Entering	17	2	1
Unknown Age	1	Counterfeiting/Forgery	6	3	0
Arrests per 100,000 population	10,206.3	Destruction/Damage/Vandalism of Property	49	4	2
		Embezzlement	0	1	0
		Extortion/Blackmail	0	0	0
		False Pretenses/Swindle/Confidence Game	20	4	0
		Credit Card/Automatic Teller Fraud	27	13	0
		Impersonation	0	0	0
		Welfare Fraud	0	0	0
		Wire Fraud	5	0	0
		Identity Theft	2	0	0
		Hacking/Computer Invasion	0	0	0
		Robbery	1	0	0
		Pocket-picking	0	0	0
		Purse-snatching	0	0	0
		Shoplifting	135	120	0
		Theft From Building	22	3	0
		Theft From Coin Operated Machine or Device	1	0	0
		Theft From Motor Vehicle	11	0	0
		Theft of Motor Vehicle Parts/Accessories	5	2	0
		All Other Larceny	56	14	0
		Motor Vehicle Theft	12	3	0
		Stolen Property Offenses	1	1	0
		Crimes Against Society			
		Drug/Narcotic Violations	165	142	2
		Drug Equipment Violations	19	3	0
		Betting/Wagering	0	0	0
		Operating/Promoting/Assisting Gambling	0	0	0
		Gambling Equipment Violations	0	0	0
		Sports Tampering	0	0	0
		Pornography/Obscene Material	4	0	9
		Prostitution	1	0	0
		Assisting or Promoting Prostitution	0	0	0
		Purchasing Prostitution	0	0	0
		Weapon Law Violations	17	9	0
		Animal Cruelty	1	1	0
		Total Group A Offenses	762	401	17
Group B Arrests					
Offense	Adult	Juvenile			
Bad Checks	4	0			
Curfew/Loitering/Vagrancy Violations	0	0			
Disorderly Conduct	3	2			
Driving Under the Influence	37	1			
Drunkenness	108	0			
Family Offenses (Nonviolent)	5	0			
Liquor Law Violations	2	1			
Peeping Tom	0	0			
Runaway	0	0			
Trespass of Real Property	16	0			
All Other Offenses	66	4			
Total Group B	241	8			

(*) Offenses are counted using the FBI Units of Count for Crime

(**) The 'Arrests' column shows arrests made for incidents during the selected period, regardless of arrest date. Arrest counts for the same period may change over time.

Gate City Police Department - VA0840100 - NIBRS Agency Crime Overview - 2019

2019 Population Estimate		1,877	Offenses (*)	Arrests (**)	
Law Enforcement Employees			Reported	Adult	Juvenile
Group A Offenses					
Crimes Against Persons					
Sworn Male	5	Murder and Nonnegligent Manslaughter	0	1	0
Sworn Female	0	Negligent Manslaughter	0	0	0
Civilian Male	0	Kidnapping/Abduction	1	0	0
Civilian Female	0	Forcible Rape	1	0	0
Total:	5	Forcible Sodomy	0	0	0
		Sexual Assault With An Object	0	0	0
		Forcible Fondling	0	0	0
		Incest	0	0	0
Offense Overview		Statutory Rape	0	0	0
Incident Total	95	Aggravated Assault	3	0	0
Offense Total	109	Simple Assault	15	8	0
Group A Crimes per 100,000 population	5,061.3	Intimidation	1	0	0
		Human Trafficking, Commercial Sex Acts	0	0	0
		Human Trafficking, Involuntary Servitude	0	0	0
		Crimes Against Property			
Arrest Overview		Arson	0	0	0
Total Arrests	168	Bribery	0	0	0
Adult Arrests	161	Burglary/Breaking & Entering	1	0	0
Juvenile Arrests	7	Counterfeiting/Forgery	0	0	0
Unknown Age	0	Destruction/Damage/Vandalism of Property	7	1	0
Arrests per 100,000 population	8,950.5	Embezzlement	1	1	0
		Extortion/Blackmail	0	0	0
		False Pretenses/Swindle/Confidence Game	1	0	0
		Credit Card/Automatic Teller Fraud	0	0	0
		Impersonation	0	0	0
		Welfare Fraud	0	0	0
		Wire Fraud	0	0	0
		Identity Theft	1	0	0
		Hacking/Computer Invasion	0	0	0
		Robbery	0	0	0
		Pocket-picking	0	0	0
		Purse-snatching	0	0	0
		Shoplifting	4	3	0
		Theft From Building	4	1	0
		Theft From Coin Operated Machine or Device	0	0	0
		Theft From Motor Vehicle	0	0	0
		Theft of Motor Vehicle Parts/Accessories	1	0	0
		All Other Larceny	10	2	0
		Motor Vehicle Theft	2	0	0
		Stolen Property Offenses	2	2	0
		Crimes Against Society			
		Drug/Narcotic Violations	44	42	3
		Drug Equipment Violations	4	2	0
		Betting/Wagering	0	0	0
		Operating/Promoting/Assisting Gambling	0	0	0
		Gambling Equipment Violations	0	0	0
		Sports Tampering	0	0	0
		Pornography/Obscene Material	0	0	0
		Prostitution	0	0	0
		Assisting or Promoting Prostitution	0	0	0
		Purchasing Prostitution	0	0	0
		Weapon Law Violations	6	2	0
		Animal Cruelty	0	0	0
		Total Group A Offenses	109	65	3
Group B Arrests					
Offense	Adult	Juvenile			
Bad Checks	1	0			
Curfew/Loitering/Vagrancy Violations	0	0			
Disorderly Conduct	4	2			
Driving Under the Influence	18	0			
Drunkenness	24	0			
Family Offenses (Nonviolent)	0	0			
Liquor Law Violations	1	0			
Peeping Tom	0	0			
Runaway	0	0			
Trespass of Real Property	2	0			
All Other Offenses	46	2			
Total Group B	96	4			

(*) Offenses are counted using the FBI Units of Count for Crime

(**) The 'Arrests' column shows arrests made for incidents during the selected period, regardless of arrest date. Arrest counts for the same period may change over time.

Giles County Sheriffs Office - VA0350000 - NIBRS Agency Crime Overview - 2019

2019 Population Estimate	10,204	Offenses (*)	Arrests (**)		
		Reported	Adult	Juvenile	
Law Enforcement Employees		Group A Offenses			
		Crimes Against Persons			
Sworn Male	25	Murder and Nonnegligent Manslaughter	0	0	0
Sworn Female	1	Negligent Manslaughter	0	0	0
Civilian Male	5	Kidnapping/Abduction	4	3	0
Civilian Female	6	Forcible Rape	1	0	0
Total:	37	Forcible Sodomy	0	0	0
		Sexual Assault With An Object	1	0	0
		Forcible Fondling	10	0	0
Offense Overview		Incest	0	0	0
Incident Total	363	Statutory Rape	0	0	0
Offense Total	421	Aggravated Assault	10	6	0
Group A Crimes per 100,000 population	3,557.4	Simple Assault	49	30	0
		Intimidation	3	1	0
		Human Trafficking, Commercial Sex Acts	0	0	0
		Human Trafficking, Involuntary Servitude	0	0	0
Arrest Overview		Crimes Against Property			
Total Arrests	301	Arson	0	0	0
Adult Arrests	300	Bribery	0	0	0
Juvenile Arrests	1	Burglary/Breaking & Entering	36	21	0
Unknown Age	0	Counterfeiting/Forgery	1	1	0
Arrests per 100,000 population	2,949.8	Destruction/Damage/Vandalism of Property	42	1	0
		Embezzlement	2	1	0
		Extortion/Blackmail	0	0	0
		False Pretenses/Swindle/Confidence Game	11	4	0
		Credit Card/Automatic Teller Fraud	5	0	0
		Impersonation	1	0	0
		Welfare Fraud	0	0	0
		Wire Fraud	0	0	0
		Identity Theft	2	0	0
		Hacking/Computer Invasion	0	0	0
		Robbery	0	0	0
		Pocket-picking	0	0	0
		Purse-snatching	0	0	0
		Shoplifting	5	3	0
		Theft From Building	8	1	0
		Theft From Coin Operated Machine or Device	0	0	0
		Theft From Motor Vehicle	10	0	0
		Theft of Motor Vehicle Parts/Accessories	1	0	0
		All Other Larceny	55	12	0
		Motor Vehicle Theft	15	8	0
		Stolen Property Offenses	0	0	0
		Crimes Against Society			
		Drug/Narcotic Violations	112	70	1
		Drug Equipment Violations	13	4	0
		Betting/Wagering	0	0	0
		Operating/Promoting/Assisting Gambling	0	0	0
		Gambling Equipment Violations	0	0	0
		Sports Tampering	0	0	0
		Pornography/Obscene Material	4	1	0
		Prostitution	0	0	0
		Assisting or Promoting Prostitution	0	0	0
		Purchasing Prostitution	0	0	0
		Weapon Law Violations	18	12	0
		Animal Cruelty	2	1	0
		Total Group A Offenses	421	180	1
Group B Arrests					
Offense	Adult	Juvenile			
Bad Checks	3	0			
Curfew/Loitering/Vagrancy Violations	0	0			
Disorderly Conduct	2	0			
Driving Under the Influence	13	0			
Drunkenness	35	0			
Family Offenses (Nonviolent)	11	0			
Liquor Law Violations	0	0			
Peeping Tom	0	0			
Runaway	0	0			
Trespass of Real Property	2	0			
All Other Offenses	54	0			
Total Group B	120	0			

(*) Offenses are counted using the FBI Units of Count for Crime

(**) The 'Arrests' column shows arrests made for incidents during the selected period, regardless of arrest date. Arrest counts for the same period may change over time.

Glade Spring Police Dept - VA0940300 - NIBRS Agency Crime Overview - 2019

2019 Population Estimate	1,430	Offenses (*)	Arrests (**)	
		Reported	Adult	Juvenile
Law Enforcement Employees		Group A Offenses		
		Crimes Against Persons		
Sworn Male	2	Murder and Nonnegligent Manslaughter	0	0
Sworn Female	0	Negligent Manslaughter	0	0
Civilian Male	0	Kidnapping/Abduction	0	0
Civilian Female	0	Forcible Rape	0	0
Total:	2	Forcible Sodomy	0	0
		Sexual Assault With An Object	0	0
		Forcible Fondling	0	0
		Incest	0	0
Offense Overview		Statutory Rape	0	0
Incident Total	21	Aggravated Assault	0	0
Offense Total	23	Simple Assault	0	0
Group A Crimes per 100,000 population	1,468.5	Intimidation	0	0
		Human Trafficking, Commercial Sex Acts	0	0
		Human Trafficking, Involuntary Servitude	0	0
Arrest Overview		Crimes Against Property		
Total Arrests	0	Arson	0	0
Adult Arrests	0	Bribery	0	0
Juvenile Arrests	0	Burglary/Breaking & Entering	2	0
Unknown Age	0	Counterfeiting/Forgery	2	0
Arrests per 100,000 population	0.0	Destruction/Damage/Vandalism of Property	2	0
		Embezzlement	0	0
		Extortion/Blackmail	0	0
		False Pretenses/Swindle/Confidence Game	0	0
		Credit Card/Automatic Teller Fraud	0	0
		Impersonation	0	0
		Welfare Fraud	0	0
		Wire Fraud	0	0
		Identity Theft	0	0
		Hacking/Computer Invasion	0	0
		Robbery	0	0
		Pocket-picking	0	0
		Purse-snatching	0	0
		Shoplifting	1	0
		Theft From Building	0	0
		Theft From Coin Operated Machine or Device	0	0
		Theft From Motor Vehicle	0	0
		Theft of Motor Vehicle Parts/Accessories	1	0
		All Other Larceny	4	0
		Motor Vehicle Theft	3	0
		Stolen Property Offenses	1	0
		Crimes Against Society		
		Drug/Narcotic Violations	5	0
		Drug Equipment Violations	0	0
		Betting/Wagering	0	0
		Operating/Promoting/Assisting Gambling	0	0
		Gambling Equipment Violations	0	0
		Sports Tampering	0	0
		Pornography/Obscene Material	0	0
		Prostitution	0	0
		Assisting or Promoting Prostitution	0	0
		Purchasing Prostitution	0	0
		Weapon Law Violations	2	0
		Animal Cruelty	0	0
		Total Group A Offenses	23	0

Group B Arrests		
Offense	Adult	Juvenile
Bad Checks	0	0
Curfew/Loitering/Vagrancy Violations	0	0
Disorderly Conduct	0	0
Driving Under the Influence	0	0
Drunkenness	0	0
Family Offenses (Nonviolent)	0	0
Liquor Law Violations	0	0
Peeping Tom	0	0
Runaway	0	0
Trespass of Real Property	0	0
All Other Offenses	0	0
Total Group B	0	0

(*) Offenses are counted using the FBI Units of Count for Crime

(**) The 'Arrests' column shows arrests made for incidents during the selected period, regardless of arrest date. Arrest counts for the same period may change over time.

Glasgow Police Department - VA0810100 - NIBRS Agency Crime Overview - 2019

2019 Population Estimate	1,111	Offenses (*)	Arrests (**)	
		Reported	Adult	Juvenile
Law Enforcement Employees		Group A Offenses		
		Crimes Against Persons		
Sworn Male	0	Murder and Nonnegligent Manslaughter	0	0
Sworn Female	1	Negligent Manslaughter	0	0
Civilian Male	0	Kidnapping/Abduction	0	0
Civilian Female	0	Forcible Rape	0	0
Total:	1	Forcible Sodomy	0	0
		Sexual Assault With An Object	0	0
		Forcible Fondling	0	0
		Incest	0	0
Offense Overview		Statutory Rape	0	0
Incident Total	4	Aggravated Assault	0	0
Offense Total	4	Simple Assault	0	0
Group A Crimes per 100,000 population	360.0	Intimidation	0	0
		Human Trafficking, Commercial Sex Acts	0	0
		Human Trafficking, Involuntary Servitude	0	0
Arrest Overview		Crimes Against Property		
Total Arrests	0	Arson	0	0
Adult Arrests	0	Bribery	0	0
Juvenile Arrests	0	Burglary/Breaking & Entering	0	0
Unknown Age	0	Counterfeiting/Forgery	0	0
Arrests per 100,000 population	0.0	Destruction/Damage/Vandalism of Property	2	0
		Embezzlement	0	0
		Extortion/Blackmail	0	0
		False Pretenses/Swindle/Confidence Game	0	0
		Credit Card/Automatic Teller Fraud	0	0
		Impersonation	0	0
		Welfare Fraud	0	0
		Wire Fraud	0	0
		Identity Theft	0	0
		Hacking/Computer Invasion	0	0
		Robbery	0	0
		Pocket-picking	0	0
		Purse-snatching	0	0
		Shoplifting	0	0
		Theft From Building	0	0
		Theft From Coin Operated Machine or Device	0	0
		Theft From Motor Vehicle	0	0
		Theft of Motor Vehicle Parts/Accessories	1	0
		All Other Larceny	1	0
		Motor Vehicle Theft	0	0
		Stolen Property Offenses	0	0
		Crimes Against Society		
		Drug/Narcotic Violations	0	0
		Drug Equipment Violations	0	0
		Betting/Wagering	0	0
		Operating/Promoting/Assisting Gambling	0	0
		Gambling Equipment Violations	0	0
		Sports Tampering	0	0
		Pornography/Obscene Material	0	0
		Prostitution	0	0
		Assisting or Promoting Prostitution	0	0
		Purchasing Prostitution	0	0
		Weapon Law Violations	0	0
		Animal Cruelty	0	0
		Total Group A Offenses	4	0

Group B Arrests		
Offense	Adult	Juvenile
Bad Checks	0	0
Curfew/Loitering/Vagrancy Violations	0	0
Disorderly Conduct	0	0
Driving Under the Influence	0	0
Drunkenness	0	0
Family Offenses (Nonviolent)	0	0
Liquor Law Violations	0	0
Peeping Tom	0	0
Runaway	0	0
Trespass of Real Property	0	0
All Other Offenses	0	0
Total Group B	0	0

(*) Offenses are counted using the FBI Units of Count for Crime

(**) The 'Arrests' column shows arrests made for incidents during the selected period, regardless of arrest date. Arrest counts for the same period may change over time.

Gloucester County Sheriff's Office - VA0360000 - NIBRS Agency Crime Overview - 2019

2019 Population Estimate	37,090	Offenses (*)	Arrests (**)		
		Reported	Adult	Juvenile	
Law Enforcement Employees		Group A Offenses			
Sworn Male	71	Crimes Against Persons			
Sworn Female	9	Murder and Nonnegligent Manslaughter	1	1	0
Civilian Male	0	Negligent Manslaughter	0	0	0
Civilian Female	16	Kidnapping/Abduction	6	4	0
Total:	96	Forcible Rape	5	0	0
		Forcible Sodomy	2	0	0
		Sexual Assault With An Object	3	0	0
		Forcible Fondling	0	0	0
		Incest	0	0	0
Offense Overview		Statutory Rape	1	0	0
Incident Total	1,342	Aggravated Assault	12	3	1
Offense Total	1,515	Simple Assault	481	116	11
Group A Crimes per 100,000 population	3,618.2	Intimidation	23	0	0
		Human Trafficking, Commercial Sex Acts	0	0	0
		Human Trafficking, Involuntary Servitude	0	0	0
		Crimes Against Property			
Arrest Overview		Arson	1	0	0
Total Arrests	682	Bribery	0	0	0
Adult Arrests	647	Burglary/Breaking & Entering	20	6	2
Juvenile Arrests	35	Counterfeiting/Forgery	8	0	0
Unknown Age	0	Destruction/Damage/Vandalism of Property	202	13	1
Arrests per 100,000 population	1,838.8	Embezzlement	8	3	0
		Extortion/Blackmail	3	0	0
		False Pretenses/Swindle/Confidence Game	63	4	0
		Credit Card/Automatic Teller Fraud	4	0	0
		Impersonation	19	1	0
		Welfare Fraud	0	0	0
		Wire Fraud	4	0	0
		Identity Theft	0	0	0
		Hacking/Computer Invasion	2	0	0
		Robbery	9	1	0
		Pocket-picking	0	0	0
		Purse-snatching	0	0	0
		Shoplifting	48	33	0
		Theft From Building	1	0	0
		Theft From Coin Operated Machine or Device	0	0	0
		Theft From Motor Vehicle	2	0	0
		Theft of Motor Vehicle Parts/Accessories	2	1	0
		All Other Larceny	308	46	0
		Motor Vehicle Theft	20	4	0
		Stolen Property Offenses	4	0	0
		Crimes Against Society			
		Drug/Narcotic Violations	197	82	8
		Drug Equipment Violations	6	0	0
		Betting/Wagering	0	0	0
		Operating/Promoting/Assisting Gambling	0	0	0
		Gambling Equipment Violations	0	0	0
		Sports Tampering	0	0	0
		Pornography/Obscene Material	14	0	0
		Prostitution	2	0	0
		Assisting or Promoting Prostitution	0	0	0
		Purchasing Prostitution	0	0	0
		Weapon Law Violations	34	16	3
		Animal Cruelty	0	0	0
		Total Group A Offenses	1,515	334	26
Group B Arrests					
Offense	Adult	Juvenile			
Bad Checks	2	0			
Curfew/Loitering/Vagrancy Violations	0	0			
Disorderly Conduct	19	0			
Driving Under the Influence	113	0			
Drunkenness	45	0			
Family Offenses (Nonviolent)	7	0			
Liquor Law Violations	4	1			
Peeping Tom	0	0			
Runaway	0	0			
Trespass of Real Property	7	1			
All Other Offenses	116	7			
Total Group B	313	9			

(*) Offenses are counted using the FBI Units of Count for Crime

(**) The 'Arrests' column shows arrests made for incidents during the selected period, regardless of arrest date. Arrest counts for the same period may change over time.

Goochland Sheriff's Department - VA0370000 - NIBRS Agency Crime Overview - 2019

2019 Population Estimate	23,472	Offenses (*)	Arrests (**)	
		Reported	Adult	Juvenile
Law Enforcement Employees		Group A Offenses		
Sworn Male	36	Crimes Against Persons		
Sworn Female	3	Murder and Nonnegligent Manslaughter	1	0
Civilian Male	2	Negligent Manslaughter	0	0
Civilian Female	14	Kidnapping/Abduction	0	0
Total:	55	Forcible Rape	4	0
		Forcible Sodomy	2	0
		Sexual Assault With An Object	1	0
		Forcible Fondling	3	0
		Incest	0	0
Offense Overview		Statutory Rape	0	0
Incident Total	519	Aggravated Assault	5	3
Offense Total	613	Simple Assault	85	18
Group A Crimes per 100,000 population	2,211.1	Intimidation	7	3
		Human Trafficking, Commercial Sex Acts	0	0
		Human Trafficking, Involuntary Servitude	0	0
		Crimes Against Property		
Arrest Overview		Arson	1	0
Total Arrests	266	Bribery	0	0
Adult Arrests	266	Burglary/Breaking & Entering	17	0
Juvenile Arrests	0	Counterfeiting/Forgery	6	1
Unknown Age	0	Destruction/Damage/Vandalism of Property	78	1
Arrests per 100,000 population	1,133.3	Embezzlement	3	1
		Extortion/Blackmail	1	1
		False Pretenses/Swindle/Confidence Game	15	1
		Credit Card/Automatic Teller Fraud	18	0
		Impersonation	22	1
		Welfare Fraud	0	0
		Wire Fraud	0	0
		Identity Theft	0	0
		Hacking/Computer Invasion	0	0
		Robbery	0	0
		Pocket-picking	35	0
		Purse-snatching	0	0
		Shoplifting	2	0
		Theft From Building	0	0
		Theft From Coin Operated Machine or Device	0	0
		Theft From Motor Vehicle	0	0
		Theft of Motor Vehicle Parts/Accessories	0	0
		All Other Larceny	103	9
		Motor Vehicle Theft	8	2
		Stolen Property Offenses	2	0
		Crimes Against Society		
		Drug/Narcotic Violations	138	45
		Drug Equipment Violations	25	0
		Betting/Wagering	0	0
		Operating/Promoting/Assisting Gambling	0	0
		Gambling Equipment Violations	0	0
		Sports Tampering	0	0
		Pornography/Obscene Material	2	0
		Prostitution	0	0
		Assisting or Promoting Prostitution	0	0
		Purchasing Prostitution	0	0
		Weapon Law Violations	29	4
		Animal Cruelty	0	0
		Total Group A Offenses	613	90
				0
Group B Arrests				
Offense	Adult	Juvenile		
Bad Checks	2	0		
Curfew/Loitering/Vagrancy Violations	0	0		
Disorderly Conduct	0	0		
Driving Under the Influence	97	0		
Drunkenness	5	0		
Family Offenses (Nonviolent)	0	0		
Liquor Law Violations	0	0		
Peeping Tom	0	0		
Runaway	0	0		
Trespass of Real Property	1	0		
All Other Offenses	71	0		
Total Group B	176	0		

(*) Offenses are counted using the FBI Units of Count for Crime

(**) The 'Arrests' column shows arrests made for incidents during the selected period, regardless of arrest date. Arrest counts for the same period may change over time.

Gordonsville Police Department - VA0680200 - NIBRS Agency Crime Overview - 2019

2019 Population Estimate	1,605	Offenses (*)		
		Reported	Adult	Juvenile
Law Enforcement Employees		Group A Offenses		
		Crimes Against Persons		
Sworn Male	6	Murder and Nonnegligent Manslaughter	0	0
Sworn Female	1	Negligent Manslaughter	0	0
Civilian Male	0	Kidnapping/Abduction	0	0
Civilian Female	0	Forcible Rape	0	0
Total:	7	Forcible Sodomy	1	0
		Sexual Assault With An Object	0	0
		Forcible Fondling	1	0
		Incest	0	0
Offense Overview		Statutory Rape	0	0
Incident Total	83	Aggravated Assault	5	0
Offense Total	93	Simple Assault	19	2
Group A Crimes per 100,000 population	5,171.3	Intimidation	3	0
		Human Trafficking, Commercial Sex Acts	0	0
		Human Trafficking, Involuntary Servitude	0	0
Arrest Overview		Crimes Against Property		
Total Arrests	39	Arson	0	0
Adult Arrests	38	Bribery	0	0
Juvenile Arrests	1	Burglary/Breaking & Entering	3	0
Unknown Age	0	Counterfeiting/Forgery	2	0
Arrests per 100,000 population	2,429.9	Destruction/Damage/Vandalism of Property	26	1
		Embezzlement	0	0
		Extortion/Blackmail	0	0
		False Pretenses/Swindle/Confidence Game	1	0
		Credit Card/Automatic Teller Fraud	1	0
		Impersonation	0	0
		Welfare Fraud	0	0
		Wire Fraud	3	0
		Identity Theft	0	0
		Hacking/Computer Invasion	0	0
		Robbery	0	0
		Pocket-picking	0	0
		Purse-snatching	0	0
		Shoplifting	3	0
		Theft From Building	0	0
		Theft From Coin Operated Machine or Device	0	0
		Theft From Motor Vehicle	1	0
		Theft of Motor Vehicle Parts/Accessories	2	0
		All Other Larceny	11	1
		Motor Vehicle Theft	0	0
		Stolen Property Offenses	0	0
		Crimes Against Society		
		Drug/Narcotic Violations	7	0
		Drug Equipment Violations	3	0
		Betting/Wagering	0	0
		Operating/Promoting/Assisting Gambling	0	0
		Gambling Equipment Violations	0	0
		Sports Tampering	0	0
		Pornography/Obscene Material	0	0
		Prostitution	0	0
		Assisting or Promoting Prostitution	1	0
		Purchasing Prostitution	0	0
		Weapon Law Violations	0	0
		Animal Cruelty	0	0
		Total Group A Offenses	93	4
				1

(*) Offenses are counted using the FBI Units of Count for Crime

(**) The 'Arrests' column shows arrests made for incidents during the selected period, regardless of arrest date. Arrest counts for the same period may change over time.

Grayson County Sheriffs Office - VA0380000 - NIBRS Agency Crime Overview - 2019

2019 Population Estimate	14,544	Offenses (*)	Arrests (**)		
		Reported	Adult	Juvenile	
Law Enforcement Employees		Group A Offenses			
Sworn Male	25	Crimes Against Persons			
Sworn Female	2	Murder and Nonnegligent Manslaughter	3	0	0
Civilian Male	2	Negligent Manslaughter	0	0	0
Civilian Female	5	Kidnapping/Abduction	2	0	0
Total:	34	Forcible Rape	5	2	1
		Forcible Sodomy	1	0	0
		Sexual Assault With An Object	0	0	0
		Forcible Fondling	3	0	0
		Incest	0	0	0
		Statutory Rape	0	0	0
		Aggravated Assault	17	12	0
		Simple Assault	128	48	1
		Intimidation	3	0	0
		Human Trafficking, Commercial Sex Acts	0	0	0
		Human Trafficking, Involuntary Servitude	0	0	0
		Crimes Against Property			
		Arson	2	0	0
		Bribery	0	0	0
		Burglary/Breaking & Entering	36	11	0
		Counterfeiting/Forgery	5	0	0
		Destruction/Damage/Vandalism of Property	65	2	0
		Embezzlement	1	0	0
		Extortion/Blackmail	1	0	0
		False Pretenses/Swindle/Confidence Game	6	3	0
		Credit Card/Automatic Teller Fraud	3	0	0
		Impersonation	4	0	0
		Welfare Fraud	1	0	0
		Wire Fraud	1	0	0
		Identity Theft	5	1	0
		Hacking/Computer Invasion	0	0	0
		Robbery	0	0	0
		Pocket-picking	0	0	0
		Purse-snatching	0	0	0
		Shoplifting	0	0	0
		Theft From Building	5	0	0
		Theft From Coin Operated Machine or Device	1	0	0
		Theft From Motor Vehicle	12	0	0
		Theft of Motor Vehicle Parts/Accessories	0	0	0
		All Other Larceny	92	14	0
		Motor Vehicle Theft	33	4	0
		Stolen Property Offenses	0	2	0
		Crimes Against Society			
		Drug/Narcotic Violations	87	55	0
		Drug Equipment Violations	7	4	0
		Betting/Wagering	0	0	0
		Operating/Promoting/Assisting Gambling	0	0	0
		Gambling Equipment Violations	0	0	0
		Sports Tampering	0	0	0
		Pornography/Obscene Material	2	1	0
		Prostitution	0	0	0
		Assisting or Promoting Prostitution	0	0	0
		Purchasing Prostitution	0	0	0
		Weapon Law Violations	20	4	0
		Animal Cruelty	2	1	0
		Total Group A Offenses	553	164	2
		Group B Arrests			
		Offense	Adult	Juvenile	
		Bad Checks	0	0	
		Curfew/Loitering/Vagrancy Violations	0	0	
		Disorderly Conduct	2	0	
		Driving Under the Influence	17	0	
		Drunkenness	12	0	
		Family Offenses (Nonviolent)	1	0	
		Liquor Law Violations	4	0	
		Peeping Tom	0	0	
		Runaway	0	0	
		Trespass of Real Property	1	0	
		All Other Offenses	113	0	
		Total Group B	150	0	

(*) Offenses are counted using the FBI Units of Count for Crime

(**) The 'Arrests' column shows arrests made for incidents during the selected period, regardless of arrest date. Arrest counts for the same period may change over time.

Greene County Sheriff's Office - VA0390000 - NIBRS Agency Crime Overview - 2019

2019 Population Estimate	20,097	Offenses (*)	Arrests (**)		
		Reported	Adult	Juvenile	
Law Enforcement Employees		Group A Offenses			
		Crimes Against Persons			
Sworn Male	23	Murder and Nonnegligent Manslaughter	1	1	0
Sworn Female	2	Negligent Manslaughter	0	0	0
Civilian Male	3	Kidnapping/Abduction	3	2	0
Civilian Female	11	Forcible Rape	3	3	0
Total:	39	Forcible Sodomy	4	3	0
		Sexual Assault With An Object	4	0	0
		Forcible Fondling	5	1	0
		Incest	0	0	0
Offense Overview		Statutory Rape	0	0	0
Incident Total	626	Aggravated Assault	8	3	1
Offense Total	789	Simple Assault	209	74	13
Group A Crimes per 100,000 population	3,114.9	Intimidation	25	6	1
		Human Trafficking, Commercial Sex Acts	0	0	0
		Human Trafficking, Involuntary Servitude	0	0	0
Arrest Overview		Crimes Against Property			
Total Arrests	563	Arson	3	0	1
Adult Arrests	535	Bribery	0	0	0
Juvenile Arrests	28	Burglary/Breaking & Entering	21	2	0
Unknown Age	0	Counterfeiting/Forgery	8	5	0
Arrests per 100,000 population	2,801.4	Destruction/Damage/Vandalism of Property	82	9	0
		Embezzlement	4	4	0
		Extortion/Blackmail	3	2	0
		False Pretenses/Swindle/Confidence Game	27	2	0
		Credit Card/Automatic Teller Fraud	8	1	0
		Impersonation	9	0	0
		Welfare Fraud	0	0	0
		Wire Fraud	1	0	0
		Identity Theft	0	0	0
		Hacking/Computer Invasion	0	0	0
		Robbery	0	0	0
		Pocket-picking	0	0	0
		Purse-snatching	0	0	0
		Shoplifting	91	72	5
		Theft From Building	5	0	0
		Theft From Coin Operated Machine or Device	0	0	0
		Theft From Motor Vehicle	12	0	0
		Theft of Motor Vehicle Parts/Accessories	10	0	0
		All Other Larceny	48	8	0
		Motor Vehicle Theft	10	1	0
		Stolen Property Offenses	4	4	0
		Crimes Against Society			
		Drug/Narcotic Violations	100	61	2
		Drug Equipment Violations	65	1	0
		Betting/Wagering	0	0	0
		Operating/Promoting/Assisting Gambling	0	0	0
		Gambling Equipment Violations	0	0	0
		Sports Tampering	0	0	0
		Pornography/Obscene Material	7	3	0
		Prostitution	0	0	0
		Assisting or Promoting Prostitution	0	0	0
		Purchasing Prostitution	0	0	0
		Weapon Law Violations	9	6	0
		Animal Cruelty	0	0	0
		Total Group A Offenses	789	274	23
		Group B Arrests			
Offense		Adult	Juvenile		
Bad Checks	2	0			
Curfew/Loitering/Vagrancy Violations	0	0			
Disorderly Conduct	8	0			
Driving Under the Influence	25	0			
Drunkenness	21	0			
Family Offenses (Nonviolent)	1	0			
Liquor Law Violations	2	3			
Peeping Tom	0	0			
Runaway	0	0			
Trespass of Real Property	9	0			
All Other Offenses	193	2			
Total Group B	261	5			

(*) Offenses are counted using the FBI Units of Count for Crime

(**) The 'Arrests' column shows arrests made for incidents during the selected period, regardless of arrest date. Arrest counts for the same period may change over time.

Greenville County Sheriff's Office - VA0400000 - NIBRS Agency Crime Overview - 2019

2019 Population Estimate	11,408	Offenses (*)	Arrests (**)		
		Reported	Adult	Juvenile	
Law Enforcement Employees		Group A Offenses			
Sworn Male	22	Crimes Against Persons			
Sworn Female	1	Murder and Nonnegligent Manslaughter	0	0	0
Civilian Male	1	Negligent Manslaughter	0	0	0
Civilian Female	12	Kidnapping/Abduction	2	1	0
Total:	36	Forcible Rape	4	1	0
		Forcible Sodomy	0	0	0
		Sexual Assault With An Object	0	0	0
		Forcible Fondling	5	1	0
Offense Overview		Incest	0	0	0
Incident Total	233	Statutory Rape	0	0	0
Offense Total	270	Aggravated Assault	4	2	0
Group A Crimes per 100,000 population	2,042.4	Simple Assault	45	21	0
		Intimidation	3	2	0
		Human Trafficking, Commercial Sex Acts	0	0	0
		Human Trafficking, Involuntary Servitude	0	0	0
Arrest Overview		Crimes Against Property			
Total Arrests	199	Arson	0	0	0
Adult Arrests	193	Bribery	0	0	0
Juvenile Arrests	6	Burglary/Breaking & Entering	20	3	0
Unknown Age	0	Counterfeiting/Forgery	0	0	0
Arrests per 100,000 population	1,744.4	Destruction/Damage/Vandalism of Property	46	4	2
		Embezzlement	3	1	0
		Extortion/Blackmail	0	0	0
		False Pretenses/Swindle/Confidence Game	7	0	0
		Credit Card/Automatic Teller Fraud	4	1	0
		Impersonation	4	0	0
		Welfare Fraud	0	0	0
		Wire Fraud	0	0	0
		Identity Theft	0	0	0
		Hacking/Computer Invasion	0	0	0
		Robbery	2	1	0
		Pocket-picking	6	1	0
		Purse-snatching	0	0	0
		Shoplifting	1	0	0
		Theft From Building	2	0	0
		Theft From Coin Operated Machine or Device	1	1	0
		Theft From Motor Vehicle	0	0	0
		Theft of Motor Vehicle Parts/Accessories	0	0	0
		All Other Larceny	49	3	0
		Motor Vehicle Theft	3	0	0
		Stolen Property Offenses	1	1	0
		Crimes Against Society			
		Drug/Narcotic Violations	44	24	0
		Drug Equipment Violations	1	0	0
		Betting/Wagering	0	0	0
		Operating/Promoting/Assisting Gambling	0	0	0
		Gambling Equipment Violations	0	0	0
		Sports Tampering	0	0	0
		Pornography/Obscene Material	1	0	0
		Prostitution	0	0	0
		Assisting or Promoting Prostitution	0	0	0
		Purchasing Prostitution	0	0	0
		Weapon Law Violations	12	2	1
		Animal Cruelty	0	0	0
		Total Group A Offenses	270	70	3
Group B Arrests					
Offense	Adult	Juvenile			
Bad Checks	0	0			
Curfew/Loitering/Vagrancy Violations	0	0			
Disorderly Conduct	2	0			
Driving Under the Influence	6	0			
Drunkenness	5	0			
Family Offenses (Nonviolent)	4	0			
Liquor Law Violations	0	0			
Peeping Tom	0	0			
Runaway	0	0			
Trespass of Real Property	1	0			
All Other Offenses	105	3			
Total Group B	123	3			

(*) Offenses are counted using the FBI Units of Count for Crime

(**) The 'Arrests' column shows arrests made for incidents during the selected period, regardless of arrest date. Arrest counts for the same period may change over time.

Gretna Police Department - VA0710200 - NIBRS Agency Crime Overview - 2019

2019 Population Estimate	1,205	Offenses (*)	Arrests (**)		
		Reported	Adult	Juvenile	
Law Enforcement Employees		Group A Offenses			
Sworn Male	3	Crimes Against Persons			
Sworn Female	0	Murder and Nonnegligent Manslaughter	0	0	0
Civilian Male	0	Negligent Manslaughter	0	0	0
Civilian Female	0	Kidnapping/Abduction	0	0	0
Total:	3	Forcible Rape	0	0	0
		Forcible Sodomy	0	0	0
		Sexual Assault With An Object	0	0	0
		Forcible Fondling	0	0	0
		Incest	0	0	0
Offense Overview		Statutory Rape	0	0	0
Incident Total	15	Aggravated Assault	1	0	0
Offense Total	15	Simple Assault	2	2	0
Group A Crimes per 100,000 population	1,244.8	Intimidation	0	0	0
		Human Trafficking, Commercial Sex Acts	0	0	0
		Human Trafficking, Involuntary Servitude	0	0	0
		Crimes Against Property			
Arrest Overview		Arson	0	0	0
Total Arrests	6	Bribery	0	0	0
Adult Arrests	6	Burglary/Breaking & Entering	1	0	0
Juvenile Arrests	0	Counterfeiting/Forgery	0	0	0
Unknown Age	0	Destruction/Damage/Vandalism of Property	2	0	0
Arrests per 100,000 population	497.9	Embezzlement	0	0	0
		Extortion/Blackmail	0	0	0
		False Pretenses/Swindle/Confidence Game	0	0	0
		Credit Card/Automatic Teller Fraud	0	0	0
		Impersonation	0	0	0
		Welfare Fraud	0	0	0
		Wire Fraud	0	0	0
		Identity Theft	0	0	0
		Hacking/Computer Invasion	0	0	0
		Robbery	0	0	0
		Pocket-picking	0	0	0
		Purse-snatching	0	0	0
		Shoplifting	1	1	0
		Theft From Building	0	0	0
		Theft From Coin Operated Machine or Device	0	0	0
		Theft From Motor Vehicle	0	0	0
		Theft of Motor Vehicle Parts/Accessories	0	0	0
		All Other Larceny	5	0	0
		Motor Vehicle Theft	2	0	0
		Stolen Property Offenses	0	0	0
		Crimes Against Society			
		Drug/Narcotic Violations	0	0	0
		Drug Equipment Violations	0	0	0
		Betting/Wagering	0	0	0
		Operating/Promoting/Assisting Gambling	0	0	0
		Gambling Equipment Violations	0	0	0
		Sports Tampering	0	0	0
		Pornography/Obscene Material	0	0	0
		Prostitution	0	0	0
		Assisting or Promoting Prostitution	0	0	0
		Purchasing Prostitution	0	0	0
		Weapon Law Violations	1	0	0
		Animal Cruelty	0	0	0
		Total Group A Offenses	15	3	0
Group B Arrests					
Offense	Adult	Juvenile			
Bad Checks	0	0			
Curfew/Loitering/Vagrancy Violations	0	0			
Disorderly Conduct	0	0			
Driving Under the Influence	0	0			
Drunkenness	1	0			
Family Offenses (Nonviolent)	0	0			
Liquor Law Violations	0	0			
Peeping Tom	0	0			
Runaway	0	0			
Trespass of Real Property	0	0			
All Other Offenses	2	0			
Total Group B	3	0			

(*) Offenses are counted using the FBI Units of Count for Crime

(**) The 'Arrests' column shows arrests made for incidents during the selected period, regardless of arrest date. Arrest counts for the same period may change over time.

Grottoes Police Department - VA0820500 - NIBRS Agency Crime Overview - 2019

2019 Population Estimate	2,839	Offenses (*)	Arrests (**)	
		Reported	Adult	Juvenile
Law Enforcement Employees		Group A Offenses		
		Crimes Against Persons		
Sworn Male	5	Murder and Nonnegligent Manslaughter	0	0
Sworn Female	1	Negligent Manslaughter	0	0
Civilian Male	0	Kidnapping/Abduction	0	0
Civilian Female	1	Forcible Rape	1	0
Total:	7	Forcible Sodomy	0	0
		Sexual Assault With An Object	0	0
		Forcible Fondling	0	0
		Incest	0	0
Offense Overview		Statutory Rape	0	0
Incident Total	50	Aggravated Assault	0	0
Offense Total	51	Simple Assault	2	2
Group A Crimes per 100,000 population	1,761.2	Intimidation	0	0
		Human Trafficking, Commercial Sex Acts	0	0
		Human Trafficking, Involuntary Servitude	0	0
Arrest Overview		Crimes Against Property		
Total Arrests	17	Arson	0	0
Adult Arrests	17	Bribery	0	0
Juvenile Arrests	0	Burglary/Breaking & Entering	2	0
Unknown Age	0	Counterfeiting/Forgery	3	0
Arrests per 100,000 population	598.8	Destruction/Damage/Vandalism of Property	8	0
		Embezzlement	0	0
		Extortion/Blackmail	0	0
		False Pretenses/Swindle/Confidence Game	1	0
		Credit Card/Automatic Teller Fraud	2	0
		Impersonation	0	0
		Welfare Fraud	0	0
		Wire Fraud	0	0
		Identity Theft	1	0
		Hacking/Computer Invasion	0	0
		Robbery	0	0
		Pocket-picking	0	0
		Purse-snatching	0	0
		Shoplifting	4	1
		Theft From Building	1	0
		Theft From Coin Operated Machine or Device	0	0
		Theft From Motor Vehicle	3	0
		Theft of Motor Vehicle Parts/Accessories	1	0
		All Other Larceny	12	0
		Motor Vehicle Theft	2	0
		Stolen Property Offenses	0	0
		Crimes Against Society		
		Drug/Narcotic Violations	7	4
		Drug Equipment Violations	0	0
		Betting/Wagering	0	0
		Operating/Promoting/Assisting Gambling	0	0
		Gambling Equipment Violations	0	0
		Sports Tampering	0	0
		Pornography/Obscene Material	1	0
		Prostitution	0	0
		Assisting or Promoting Prostitution	0	0
		Purchasing Prostitution	0	0
		Weapon Law Violations	0	0
		Animal Cruelty	0	0
		Total Group A Offenses	51	7
			0	0
Group B Arrests				
Offense		Adult	Juvenile	
Bad Checks	0	0		
Curfew/Loitering/Vagrancy Violations	0	0		
Disorderly Conduct	0	0		
Driving Under the Influence	3	0		
Drunkenness	1	0		
Family Offenses (Nonviolent)	1	0		
Liquor Law Violations	0	0		
Peeping Tom	0	0		
Runaway	0	0		
Trespass of Real Property	0	0		
All Other Offenses	5	0		
Total Group B	10	0		

(*) Offenses are counted using the FBI Units of Count for Crime

(**) The 'Arrests' column shows arrests made for incidents during the selected period, regardless of arrest date. Arrest counts for the same period may change over time.

Grundy Police Department - VA0140100 - NIBRS Agency Crime Overview - 2019

2019 Population Estimate	912	Offenses (*)			Arrests (**)	
		Group A Offenses	Reported	Adult	Juvenile	
Law Enforcement Employees		Crimes Against Persons				
Sworn Male	5	Murder and Nonnegligent Manslaughter	0	0	0	0
Sworn Female	1	Negligent Manslaughter	0	0	0	0
Civilian Male	0	Kidnapping/Abduction	0	0	0	0
Civilian Female	0	Forcible Rape	0	0	0	0
Total:	6	Forcible Sodomy	0	0	0	0
		Sexual Assault With An Object	0	0	0	0
		Forcible Fondling	0	0	0	0
Offense Overview		Incest	0	0	0	0
Incident Total	56	Statutory Rape	0	0	0	0
Offense Total	67	Aggravated Assault	1	0	0	0
Group A Crimes per 100,000 population	6,140.4	Simple Assault	14	5	0	0
		Intimidation	0	0	0	0
		Human Trafficking, Commercial Sex Acts	0	0	0	0
		Human Trafficking, Involuntary Servitude	0	0	0	0
Arrest Overview		Crimes Against Property				
Total Arrests	68	Arson	0	0	0	0
Adult Arrests	67	Bribery	0	0	0	0
Juvenile Arrests	1	Burglary/Breaking & Entering	1	0	0	0
Unknown Age	0	Counterfeiting/Forgery	6	0	0	0
Arrests per 100,000 population	7,456.1	Destruction/Damage/Vandalism of Property	3	0	0	0
		Embezzlement	0	0	0	0
		Extortion/Blackmail	0	0	0	0
		False Pretenses/Swindle/Confidence Game	0	0	0	0
		Credit Card/Automatic Teller Fraud	0	0	0	0
		Impersonation	0	0	0	0
		Welfare Fraud	0	0	0	0
		Wire Fraud	0	0	0	0
		Identity Theft	1	0	0	0
		Hacking/Computer Invasion	0	0	0	0
		Robbery	0	0	0	0
		Pocket-picking	0	0	0	0
		Purse-snatching	0	0	0	0
		Shoplifting	12	5	0	0
		Theft From Building	1	0	0	0
		Theft From Coin Operated Machine or Device	0	0	0	0
		Theft From Motor Vehicle	0	0	0	0
		Theft of Motor Vehicle Parts/Accessories	2	0	0	0
		All Other Larceny	6	1	0	0
		Motor Vehicle Theft	1	0	0	0
		Stolen Property Offenses	0	0	0	0
		Crimes Against Society				
		Drug/Narcotic Violations	13	15	0	0
		Drug Equipment Violations	4	0	0	0
		Betting/Wagering	0	0	0	0
		Operating/Promoting/Assisting Gambling	0	0	0	0
		Gambling Equipment Violations	0	0	0	0
		Sports Tampering	0	0	0	0
		Pornography/Obscene Material	0	0	0	0
		Prostitution	0	0	0	0
		Assisting or Promoting Prostitution	0	0	0	0
		Purchasing Prostitution	0	0	0	0
		Weapon Law Violations	2	1	0	0
		Animal Cruelty	0	0	0	0
		Total Group A Offenses	67	27	0	0
Group B Arrests						
Offense	Adult	Juvenile				
Bad Checks	0	0				
Curfew/Loitering/Vagrancy Violations	0	0				
Disorderly Conduct	0	0				
Driving Under the Influence	8	0				
Drunkenness	8	0				
Family Offenses (Nonviolent)	1	0				
Liquor Law Violations	0	0				
Peeping Tom	0	0				
Runaway	0	0				
Trespass of Real Property	1	0				
All Other Offenses	22	1				
Total Group B	40	1				

(*) Offenses are counted using the FBI Units of Count for Crime

(**) The 'Arrests' column shows arrests made for incidents during the selected period, regardless of arrest date. Arrest counts for the same period may change over time.

Halifax CO Sheriff's Office - VA0410000 - NIBRS Agency Crime Overview - 2019

2019 Population Estimate		25,446	Offenses (*)	Arrests (**)		
			Reported	Adult	Juvenile	
Law Enforcement Employees			Group A Offenses			
			Crimes Against Persons			
Sworn Male	34		Murder and Nonnegligent Manslaughter	2	2	0
Sworn Female	2		Negligent Manslaughter	0	0	0
Civilian Male	0		Kidnapping/Abduction	4	3	0
Civilian Female	4		Forcible Rape	7	3	0
Total:	40		Forcible Sodomy	3	0	0
			Sexual Assault With An Object	4	2	0
			Forcible Fondling	6	1	0
Offense Overview			Incest	0	0	0
Incident Total	617		Statutory Rape	1	1	0
Offense Total	725		Aggravated Assault	22	20	7
Group A Crimes per 100,000 population	2,424.7		Simple Assault	111	76	4
			Intimidation	2	0	0
			Human Trafficking, Commercial Sex Acts	0	0	0
			Human Trafficking, Involuntary Servitude	0	0	0
Arrest Overview			Crimes Against Property			
Total Arrests	935		Arson	4	0	0
Adult Arrests	921		Bribery	0	0	0
Juvenile Arrests	14		Burglary/Breaking & Entering	57	8	0
Unknown Age	0		Counterfeiting/Forgery	8	7	0
Arrests per 100,000 population	3,674.4		Destruction/Damage/Vandalism of Property	74	8	0
			Embezzlement	1	1	0
			Extortion/Blackmail	0	0	0
			False Pretenses/Swindle/Confidence Game	14	1	0
			Credit Card/Automatic Teller Fraud	18	0	0
			Impersonation	4	0	0
			Welfare Fraud	0	0	0
			Wire Fraud	5	0	0
			Identity Theft	6	0	0
			Hacking/Computer Invasion	0	0	0
			Robbery	8	4	0
			Pocket-picking	0	4	0
			Purse-snatching	1	0	0
			Shoplifting	2	3	0
			Theft From Building	25	0	0
			Theft From Coin Operated Machine or Device	0	0	0
			Theft From Motor Vehicle	16	0	0
			Theft of Motor Vehicle Parts/Accessories	2	0	0
			All Other Larceny	104	19	0
			Motor Vehicle Theft	16	2	0
			Stolen Property Offenses	1	0	0
			Crimes Against Society			
			Drug/Narcotic Violations	132	91	2
			Drug Equipment Violations	34	3	0
			Betting/Wagering	0	0	0
			Operating/Promoting/Assisting Gambling	0	0	0
			Gambling Equipment Violations	0	0	0
			Sports Tampering	0	0	0
			Pornography/Obscene Material	2	1	0
			Prostitution	0	0	0
			Assisting or Promoting Prostitution	0	0	0
			Purchasing Prostitution	0	0	0
			Weapon Law Violations	29	16	0
			Animal Cruelty	0	0	0
			Total Group A Offenses	725	276	13
Group B Arrests						
Offense	Adult	Juvenile				
Bad Checks	5	0				
Curfew/Loitering/Vagrancy Violations	0	0				
Disorderly Conduct	9	0				
Driving Under the Influence	48	0				
Drunkenness	32	0				
Family Offenses (Nonviolent)	0	0				
Liquor Law Violations	3	0				
Peeping Tom	0	0				
Runaway	0	0				
Trespass of Real Property	31	0				
All Other Offenses	517	1				
Total Group B	645	1				

(*) Offenses are counted using the FBI Units of Count for Crime

(**) The 'Arrests' column shows arrests made for incidents during the selected period, regardless of arrest date. Arrest counts for the same period may change over time.

Halifax Police Department - VA0410100 - NIBRS Agency Crime Overview - 2019

2019 Population Estimate	1,224	Offenses (*)	Arrests (**)	
		Reported	Adult	Juvenile
Law Enforcement Employees		Group A Offenses		
		Crimes Against Persons		
Sworn Male	5	Murder and Nonnegligent Manslaughter	0	0
Sworn Female	0	Negligent Manslaughter	0	0
Civilian Male	0	Kidnapping/Abduction	0	0
Civilian Female	0	Forcible Rape	0	0
Total:	5	Forcible Sodomy	0	0
		Sexual Assault With An Object	0	0
		Forcible Fondling	0	0
		Incest	0	0
Offense Overview		Statutory Rape	0	0
Incident Total	57	Aggravated Assault	2	1
Offense Total	65	Simple Assault	8	5
Group A Crimes per 100,000 population	4,656.9	Intimidation	0	0
		Human Trafficking, Commercial Sex Acts	0	0
		Human Trafficking, Involuntary Servitude	0	0
		Crimes Against Property		
Arrest Overview		Arson	0	0
Total Arrests	52	Bribery	0	0
Adult Arrests	51	Burglary/Breaking & Entering	9	3
Juvenile Arrests	1	Counterfeiting/Forgery	2	1
Unknown Age	0	Destruction/Damage/Vandalism of Property	5	1
Arrests per 100,000 population	4,248.4	Embezzlement	0	0
		Extortion/Blackmail	0	0
		False Pretenses/Swindle/Confidence Game	1	0
		Credit Card/Automatic Teller Fraud	1	0
		Impersonation	0	0
		Welfare Fraud	0	0
		Wire Fraud	2	0
		Identity Theft	0	0
		Hacking/Computer Invasion	0	0
		Robbery	0	0
		Pocket-picking	0	0
		Purse-snatching	0	0
		Shoplifting	1	0
		Theft From Building	0	0
		Theft From Coin Operated Machine or Device	0	0
		Theft From Motor Vehicle	1	0
		Theft of Motor Vehicle Parts/Accessories	0	0
		All Other Larceny	9	0
		Motor Vehicle Theft	2	1
		Stolen Property Offenses	0	0
		Crimes Against Society		
		Drug/Narcotic Violations	17	13
		Drug Equipment Violations	2	1
		Betting/Wagering	0	0
		Operating/Promoting/Assisting Gambling	0	0
		Gambling Equipment Violations	0	0
		Sports Tampering	0	0
		Pornography/Obscene Material	0	0
		Prostitution	0	0
		Assisting or Promoting Prostitution	0	0
		Purchasing Prostitution	0	0
		Weapon Law Violations	2	1
		Animal Cruelty	1	0
		Total Group A Offenses	65	27
			1	1

(*) Offenses are counted using the FBI Units of Count for Crime

(**) The 'Arrests' column shows arrests made for incidents during the selected period, regardless of arrest date. Arrest counts for the same period may change over time.

Hampton Police Division - VA1110000 - NIBRS Agency Crime Overview - 2019

2019 Population Estimate	135,753	Offenses (*)	Arrests (**)		
		Reported	Adult	Juvenile	
Law Enforcement Employees		Group A Offenses			
Sworn Male	239	Crimes Against Persons			
Sworn Female	46	Murder and Nonnegligent Manslaughter	15	13	0
Civilian Male	11	Negligent Manslaughter	1	0	0
Civilian Female	81	Kidnapping/Abduction	38	28	2
Total:	377	Forcible Rape	23	5	2
		Forcible Sodomy	12	2	1
		Sexual Assault With An Object	7	1	0
		Forcible Fondling	68	8	4
Offense Overview		Incest	0	0	0
Incident Total	8,902	Statutory Rape	0	1	0
Offense Total	10,210	Aggravated Assault	215	78	7
Group A Crimes per 100,000 population	6,557.5	Simple Assault	1,690	751	70
		Intimidation	137	17	4
		Human Trafficking, Commercial Sex Acts	0	0	0
		Human Trafficking, Involuntary Servitude	0	0	0
Arrest Overview		Crimes Against Property			
Total Arrests	6,075	Arson	25	2	4
Adult Arrests	5,708	Bribery	0	0	0
Juvenile Arrests	367	Burglary/Breaking & Entering	352	48	19
Unknown Age	0	Counterfeiting/Forgery	117	3	0
Arrests per 100,000 population	4,475.0	Destruction/Damage/Vandalism of Property	1,273	64	6
		Embezzlement	143	2	0
		Extortion/Blackmail	4	0	0
		False Pretenses/Swindle/Confidence Game	286	18	1
		Credit Card/Automatic Teller Fraud	163	2	0
		Impersonation	0	0	0
		Welfare Fraud	2	0	0
		Wire Fraud	9	0	0
		Identity Theft	18	0	0
		Hacking/Computer Invasion	0	0	0
		Robbery	122	26	13
		Pocket-picking	8	0	0
		Purse-snatching	6	0	0
		Shoplifting	950	286	11
		Theft From Building	268	0	0
		Theft From Coin Operated Machine or Device	2	0	0
		Theft From Motor Vehicle	1,093	0	0
		Theft of Motor Vehicle Parts/Accessories	318	0	0
		All Other Larceny	785	104	8
		Motor Vehicle Theft	253	3	7
		Stolen Property Offenses	8	12	8
		Crimes Against Society			
		Drug/Narcotic Violations	809	696	29
		Drug Equipment Violations	315	4	0
		Betting/Wagering	0	0	0
		Operating/Promoting/Assisting Gambling	0	0	0
		Gambling Equipment Violations	0	0	0
		Sports Tampering	0	0	0
		Pornography/Obscene Material	13	6	0
		Prostitution	44	2	0
		Assisting or Promoting Prostitution	0	48	0
		Purchasing Prostitution	1	0	0
		Weapon Law Violations	578	96	8
		Animal Cruelty	39	0	0
		Total Group A Offenses	10,210	2,326	204
		Group B Arrests			
		Offense	Adult	Juvenile	
		Bad Checks	3	0	
		Curfew/Loitering/Vagrancy Violations	0	74	
		Disorderly Conduct	14	8	
		Driving Under the Influence	185	2	
		Drunkenness	347	0	
		Family Offenses (Nonviolent)	62	1	
		Liquor Law Violations	3	0	
		Peeping Tom	0	0	
		Runaway	0	0	
		Trespass of Real Property	190	9	
		All Other Offenses	2,578	69	
		Total Group B	3,382	163	

(*) Offenses are counted using the FBI Units of Count for Crime

(**) The 'Arrests' column shows arrests made for incidents during the selected period, regardless of arrest date. Arrest counts for the same period may change over time.

Hanover County Sheriffs Office - VA0420000 - NIBRS Agency Crime Overview - 2019

2019 Population Estimate	100,088	Offenses (*)			
		Reported	Adult	Juvenile	
Law Enforcement Employees		Group A Offenses			
		Crimes Against Persons			
Sworn Male	232	Murder and Nonnegligent Manslaughter	0	4	0
Sworn Female	22	Negligent Manslaughter	0	0	0
Civilian Male	1	Kidnapping/Abduction	10	7	0
Civilian Female	18	Forcible Rape	19	1	0
Total:	273	Forcible Sodomy	3	0	0
		Sexual Assault With An Object	6	0	0
		Forcible Fondling	76	3	5
Offense Overview		Incest	0	0	0
Incident Total	3,415	Statutory Rape	0	0	0
Offense Total	4,005	Aggravated Assault	134	55	10
Group A Crimes per 100,000 population	3,412.0	Simple Assault	788	204	55
		Intimidation	101	23	2
		Human Trafficking, Commercial Sex Acts	0	0	0
		Human Trafficking, Involuntary Servitude	0	0	0
Arrest Overview		Crimes Against Property			
Total Arrests	3,978	Arson	10	3	1
Adult Arrests	3,718	Bribery	1	0	0
Juvenile Arrests	260	Burglary/Breaking & Entering	53	19	3
Unknown Age	0	Counterfeiting/Forgery	63	32	0
Arrests per 100,000 population	3,974.5	Destruction/Damage/Vandalism of Property	308	29	7
		Embezzlement	39	23	5
		Extortion/Blackmail	6	0	0
		False Pretenses/Swindle/Confidence Game	173	29	1
		Credit Card/Automatic Teller Fraud	98	6	1
		Impersonation	136	36	1
		Welfare Fraud	0	0	0
		Wire Fraud	0	0	0
		Identity Theft	0	0	0
		Hacking/Computer Invasion	0	0	0
		Robbery	7	3	0
		Pocket-picking	3	2	0
		Purse-snatching	0	0	0
		Shoplifting	198	160	14
		Theft From Building	181	27	7
		Theft From Coin Operated Machine or Device	2	0	0
		Theft From Motor Vehicle	122	6	3
		Theft of Motor Vehicle Parts/Accessories	9	0	0
		All Other Larceny	305	77	8
		Motor Vehicle Theft	36	4	0
		Stolen Property Offenses	13	9	3
		Crimes Against Society			
		Drug/Narcotic Violations	917	856	27
		Drug Equipment Violations	29	2	0
		Betting/Wagering	0	0	0
		Operating/Promoting/Assisting Gambling	1	0	0
		Gambling Equipment Violations	0	0	0
		Sports Tampering	0	0	0
		Pornography/Obscene Material	58	8	5
		Prostitution	0	0	0
		Assisting or Promoting Prostitution	1	0	0
		Purchasing Prostitution	0	0	0
		Weapon Law Violations	99	38	7
		Animal Cruelty	0	0	0
		Total Group A Offenses	4,005	1,666	165
Group B Arrests					
Offense	Adult	Juvenile			
Bad Checks	11	0			
Curfew/Loitering/Vagrancy Violations	0	0			
Disorderly Conduct	12	6			
Driving Under the Influence	191	0			
Drunkenness	66	0			
Family Offenses (Nonviolent)	2	5			
Liquor Law Violations	56	56			
Peeping Tom	0	1			
Runaway	0	0			
Trespass of Real Property	25	6			
All Other Offenses	1,689	21			
Total Group B	2,052	95			

(*) Offenses are counted using the FBI Units of Count for Crime

(**) The 'Arrests' column shows arrests made for incidents during the selected period, regardless of arrest date. Arrest counts for the same period may change over time.

Harrisonburg Police Department - VA1120000 - NIBRS Agency Crime Overview - 2019

2019 Population Estimate		53,997	Offenses (*)	Arrests (**)	
			Reported	Adult	Juvenile
Law Enforcement Employees			Group A Offenses		
			Crimes Against Persons		
Sworn Male	96		Murder and Nonnegligent Manslaughter	0	0
Sworn Female	13		Negligent Manslaughter	0	0
Civilian Male	3		Kidnapping/Abduction	15	11
Civilian Female	15		Forcible Rape	23	4
Total:	127		Forcible Sodomy	8	0
			Sexual Assault With An Object	1	0
			Forcible Fondling	16	0
			Incest	0	0
Offense Overview			Statutory Rape	1	0
Incident Total	2,430		Aggravated Assault	63	28
Offense Total	3,016		Simple Assault	470	194
Group A Crimes per 100,000 population	4,500.3		Intimidation	34	5
			Human Trafficking, Commercial Sex Acts	0	0
			Human Trafficking, Involuntary Servitude	0	0
			Crimes Against Property		
Arrest Overview			Arson	5	3
Total Arrests	1,990		Bribery	0	0
Adult Arrests	1,943		Burglary/Breaking & Entering	70	10
Juvenile Arrests	47		Counterfeiting/Forgery	74	27
Unknown Age	0		Destruction/Damage/Vandalism of Property	315	22
Arrests per 100,000 population	3,685.4		Embezzlement	27	13
			Extortion/Blackmail	5	2
			False Pretenses/Swindle/Confidence Game	111	18
			Credit Card/Automatic Teller Fraud	95	5
			Impersonation	11	4
			Welfare Fraud	1	1
			Wire Fraud	19	0
			Identity Theft	50	7
			Hacking/Computer Invasion	0	0
			Robbery	17	9
			Pocket-picking	4	3
			Purse-snatching	0	0
			Shoplifting	265	147
			Theft From Building	136	17
			Theft From Coin Operated Machine or Device	1	0
			Theft From Motor Vehicle	180	6
			Theft of Motor Vehicle Parts/Accessories	47	1
			All Other Larceny	192	25
			Motor Vehicle Theft	43	6
			Stolen Property Offenses	7	3
			Crimes Against Society		
			Drug/Narcotic Violations	467	336
			Drug Equipment Violations	181	4
			Betting/Wagering	0	0
			Operating/Promoting/Assisting Gambling	0	0
			Gambling Equipment Violations	0	0
			Sports Tampering	0	0
			Pornography/Obscene Material	12	1
			Prostitution	0	0
			Assisting or Promoting Prostitution	0	0
			Purchasing Prostitution	0	0
			Weapon Law Violations	50	11
			Animal Cruelty	0	0
			Total Group A Offenses	3,016	923
					38
			Group B Arrests		
			Offense	Adult	Juvenile
Bad Checks	3	0	Bad Checks	3	0
Curfew/Loitering/Vagrancy Violations	0	0	Curfew/Loitering/Vagrancy Violations	0	0
Disorderly Conduct	17	0	Disorderly Conduct	17	0
Driving Under the Influence	111	1	Driving Under the Influence	111	1
Drunkenness	308	1	Drunkenness	308	1
Family Offenses (Nonviolent)	8	0	Family Offenses (Nonviolent)	8	0
Liquor Law Violations	27	2	Liquor Law Violations	27	2
Peeping Tom	0	0	Peeping Tom	0	0
Runaway	0	0	Runaway	0	0
Trespass of Real Property	24	0	Trespass of Real Property	24	0
All Other Offenses	522	5	All Other Offenses	522	5
Total Group B	1,020	9	Total Group B	1,020	9

(*) Offenses are counted using the FBI Units of Count for Crime

(**) The 'Arrests' column shows arrests made for incidents during the selected period, regardless of arrest date. Arrest counts for the same period may change over time.

Haymarket Police Department - VA0750500 - NIBRS Agency Crime Overview - 2019

2019 Population Estimate	1,715	Offenses (*)	Arrests (**)	
		Reported	Adult	Juvenile
Law Enforcement Employees		Group A Offenses		
		Crimes Against Persons		
Sworn Male	6	Murder and Nonnegligent Manslaughter	0	0
Sworn Female	0	Negligent Manslaughter	0	0
Civilian Male	0	Kidnapping/Abduction	0	0
Civilian Female	0	Forcible Rape	0	0
Total:	6	Forcible Sodomy	0	0
		Sexual Assault With An Object	0	0
		Forcible Fondling	0	0
		Incest	0	0
Offense Overview		Statutory Rape	0	0
Incident Total	75	Aggravated Assault	0	1
Offense Total	122	Simple Assault	13	5
Group A Crimes per 100,000 population	4,373.2	Intimidation	0	0
		Human Trafficking, Commercial Sex Acts	0	0
		Human Trafficking, Involuntary Servitude	0	0
Arrest Overview		Crimes Against Property		
Total Arrests	92	Arson	0	0
Adult Arrests	84	Bribery	0	0
Juvenile Arrests	8	Burglary/Breaking & Entering	0	0
Unknown Age	0	Counterfeiting/Forgery	1	0
Arrests per 100,000 population	5,364.4	Destruction/Damage/Vandalism of Property	4	0
		Embezzlement	1	1
		Extortion/Blackmail	0	0
		False Pretenses/Swindle/Confidence Game	0	0
		Credit Card/Automatic Teller Fraud	0	0
		Impersonation	0	0
		Welfare Fraud	0	0
		Wire Fraud	1	0
		Identity Theft	0	0
		Hacking/Computer Invasion	0	0
		Robbery	0	0
		Pocket-picking	0	1
		Purse-snatching	0	0
		Shoplifting	2	0
		Theft From Building	0	0
		Theft From Coin Operated Machine or Device	0	0
		Theft From Motor Vehicle	0	0
		Theft of Motor Vehicle Parts/Accessories	0	0
		All Other Larceny	6	2
		Motor Vehicle Theft	0	0
		Stolen Property Offenses	0	0
		Crimes Against Society		
		Drug/Narcotic Violations	50	34
		Drug Equipment Violations	40	1
		Betting/Wagering	0	0
		Operating/Promoting/Assisting Gambling	0	0
		Gambling Equipment Violations	0	0
		Sports Tampering	0	0
		Pornography/Obscene Material	0	0
		Prostitution	0	0
		Assisting or Promoting Prostitution	0	0
		Purchasing Prostitution	0	0
		Weapon Law Violations	4	1
		Animal Cruelty	0	0
		Total Group A Offenses	122	46
			3	3
Group B Arrests				
Offense		Adult	Juvenile	
Bad Checks	0	0		
Curfew/Loitering/Vagrancy Violations	0	1		
Disorderly Conduct	0	0		
Driving Under the Influence	21	0		
Drunkenness	8	0		
Family Offenses (Nonviolent)	0	0		
Liquor Law Violations	3	3		
Peeping Tom	0	0		
Runaway	0	0		
Trespass of Real Property	0	0		
All Other Offenses	6	1		
Total Group B	38	5		

(*) Offenses are counted using the FBI Units of Count for Crime

(**) The 'Arrests' column shows arrests made for incidents during the selected period, regardless of arrest date. Arrest counts for the same period may change over time.

Haysi Police Department - VA0260200 - NIBRS Agency Crime Overview - 2019

2019 Population Estimate		474		Offenses (*)		Arrests (**)	
				Reported	Adult	Juvenile	
Law Enforcement Employees				Group A Offenses			
Sworn Male				Crimes Against Persons			
Sworn Male		2		Murder and Nonnegligent Manslaughter	0	0	0
Sworn Female		0		Negligent Manslaughter	0	0	0
Civilian Male		0		Kidnapping/Abduction	0	0	0
Civilian Female		1		Forcible Rape	0	0	0
Total:		3		Forcible Sodomy	0	0	0
Offense Overview				Sexual Assault With An Object			
Incident Total		11		Forcible Fondling	0	0	0
Offense Total		11		Incest	0	0	0
Group A Crimes per 100,000 population		2,320.7		Statutory Rape	0	0	0
Arrest Overview				Aggravated Assault			
Total Arrests		1		Simple Assault	1	0	0
Adult Arrests		1		Intimidation	0	0	0
Juvenile Arrests		0		Human Trafficking, Commercial Sex Acts	0	0	0
Unknown Age		0		Human Trafficking, Involuntary Servitude	0	0	0
Arrests per 100,000 population		211.0		Crimes Against Property			
Group B Arrests				Arson			
Bad Checks		0		Bribery	0	0	0
Curfew/Loitering/Vagrancy Violations		0		Burglary/Breaking & Entering	3	0	0
Disorderly Conduct		0		Counterfeiting/Forgery	0	0	0
Driving Under the Influence		0		Destruction/Damage/Vandalism of Property	1	0	0
Drunkenness		0		Embezzlement	0	0	0
Family Offenses (Nonviolent)		0		Extortion/Blackmail	0	0	0
Liquor Law Violations		0		False Pretenses/Swindle/Confidence Game	1	0	0
Peeping Tom		0		Credit Card/Automatic Teller Fraud	0	0	0
Runaway		0		Impersonation	0	0	0
Trespass of Real Property		0		Welfare Fraud	0	0	0
All Other Offenses		1		Wire Fraud	0	0	0
Total Group B				Identity Theft			
		1		Hacking/Computer Invasion	0	0	0
Crimes Against Society				Robbery			
		0		Pocket-picking	0	0	0
Group A Offenses				Purse-snatching			
		11		Shoplifting	0	0	0
Crimes Against Society				Theft From Building			
		0		Theft From Coin Operated Machine or Device	0	0	0
Crimes Against Society				Theft From Motor Vehicle			
		0		Theft of Motor Vehicle Parts/Accessories	0	0	0
Crimes Against Society				All Other Larceny			
		0		Motor Vehicle Theft	3	0	0
Crimes Against Society				Stolen Property Offenses			
		0		Drug/Narcotic Violations	1	0	0
Crimes Against Society				Drug Equipment Violations			
		0		Betting/Wagering	0	0	0
Crimes Against Society				Operating/Promoting/Assisting Gambling			
		0		Gambling Equipment Violations	0	0	0
Crimes Against Society				Sports Tampering			
		0		Pornography/Obscene Material	0	0	0
Crimes Against Society				Prostitution			
		0		Assisting or Promoting Prostitution	0	0	0
Crimes Against Society				Purchasing Prostitution			
		0		Weapon Law Violations	0	0	0
Crimes Against Society				Animal Cruelty			
		0		Total Group A Offenses	11	0	0

(*) Offenses are counted using the FBI Units of Count for Crime

(**) The 'Arrests' column shows arrests made for incidents during the selected period, regardless of arrest date. Arrest counts for the same period may change over time.

Henrico PD - VA0430100 - NIBRS Agency Crime Overview - 2019

2019 Population Estimate	328,999	Offenses (*)	Arrests (**)		
		Reported	Adult	Juvenile	
Law Enforcement Employees		Group A Offenses			
		Crimes Against Persons			
Sworn Male	574	Murder and Nonnegligent Manslaughter	7	9	0
Sworn Female	82	Negligent Manslaughter	0	0	0
Civilian Male	55	Kidnapping/Abduction	49	6	1
Civilian Female	115	Forcible Rape	30	6	4
Total:	826	Forcible Sodomy	11	0	1
		Sexual Assault With An Object	1	0	0
		Forcible Fondling	14	1	0
Offense Overview		Incest	1	1	0
Incident Total	16,044	Statutory Rape	2	1	0
Offense Total	18,131	Aggravated Assault	290	165	11
Group A Crimes per 100,000 population	4,876.6	Simple Assault	2,046	799	70
		Intimidation	29	2	0
		Human Trafficking, Commercial Sex Acts	15	4	0
		Human Trafficking, Involuntary Servitude	0	0	0
Arrest Overview		Crimes Against Property			
Total Arrests	12,090	Arson	17	1	3
Adult Arrests	11,397	Bribery	2	2	0
Juvenile Arrests	689	Burglary/Breaking & Entering	569	101	23
Unknown Age	4	Counterfeiting/Forgery	304	52	1
Arrests per 100,000 population	3,674.8	Destruction/Damage/Vandalism of Property	1,955	83	22
		Embezzlement	107	58	0
		Extortion/Blackmail	8	1	0
		False Pretenses/Swindle/Confidence Game	950	97	4
		Credit Card/Automatic Teller Fraud	256	10	2
		Impersonation	6	1	0
		Welfare Fraud	0	0	0
		Wire Fraud	8	0	0
		Identity Theft	229	38	0
		Hacking/Computer Invasion	4	0	0
		Robbery	120	56	12
		Pocket-picking	16	4	0
		Purse-snatching	4	0	0
		Shoplifting	2,519	1,488	54
		Theft From Building	1,014	57	8
		Theft From Coin Operated Machine or Device	2	0	0
		Theft From Motor Vehicle	1,782	19	9
		Theft of Motor Vehicle Parts/Accessories	370	11	0
		All Other Larceny	1,218	191	10
		Motor Vehicle Theft	517	24	20
		Stolen Property Offenses	68	37	7
		Crimes Against Society			
		Drug/Narcotic Violations	2,771	1,910	62
		Drug Equipment Violations	278	29	0
		Betting/Wagering	0	0	0
		Operating/Promoting/Assisting Gambling	1	0	0
		Gambling Equipment Violations	0	0	0
		Sports Tampering	0	0	0
		Pornography/Obscene Material	5	0	0
		Prostitution	8	2	0
		Assisting or Promoting Prostitution	108	123	0
		Purchasing Prostitution	0	0	0
		Weapon Law Violations	417	273	19
		Animal Cruelty	3	0	0
		Total Group A Offenses	18,131	5,662	343
Group B Arrests					
Offense	Adult	Juvenile			
Bad Checks	10	0			
Curfew/Loitering/Vagrancy Violations	0	39			
Disorderly Conduct	36	15			
Driving Under the Influence	1,098	3			
Drunkenness	398	1			
Family Offenses (Nonviolent)	15	0			
Liquor Law Violations	23	7			
Peeping Tom	2	0			
Runaway	0	206			
Trespass of Real Property	138	11			
All Other Offenses	4,015	64			
Total Group B	5,735	346			

(*) Offenses are counted using the FBI Units of Count for Crime

(**) The 'Arrests' column shows arrests made for incidents during the selected period, regardless of arrest date. Arrest counts for the same period may change over time.

Henry County Sheriff's Office - VA0440000 - NIBRS Agency Crime Overview - 2019

2019 Population Estimate	51,019	Offenses (*)	Arrests (**)	
		Reported	Adult	Juvenile
Law Enforcement Employees		Group A Offenses		
		Crimes Against Persons		
Sworn Male	103	Murder and Nonnegligent Manslaughter	2	1
Sworn Female	16	Negligent Manslaughter	0	0
Civilian Male	1	Kidnapping/Abduction	17	13
Civilian Female	12	Forcible Rape	14	3
Total:	132	Forcible Sodomy	3	0
		Sexual Assault With An Object	2	1
		Forcible Fondling	31	2
		Incest	0	0
Offense Overview		Statutory Rape	0	0
Incident Total	2,382	Aggravated Assault	85	42
Offense Total	2,617	Simple Assault	334	216
Group A Crimes per 100,000 population	4,668.8	Intimidation	39	14
		Human Trafficking, Commercial Sex Acts	0	0
		Human Trafficking, Involuntary Servitude	0	0
		Crimes Against Property		
Arrest Overview		Arson	10	2
Total Arrests	1,473	Bribery	0	0
Adult Arrests	1,457	Burglary/Breaking & Entering	221	22
Juvenile Arrests	16	Counterfeiting/Forgery	59	6
Unknown Age	0	Destruction/Damage/Vandalism of Property	224	33
Arrests per 100,000 population	2,887.2	Embezzlement	14	7
		Extortion/Blackmail	0	0
		False Pretenses/Swindle/Confidence Game	98	15
		Credit Card/Automatic Teller Fraud	95	5
		Impersonation	14	4
		Welfare Fraud	0	0
		Wire Fraud	10	0
		Identity Theft	18	2
		Hacking/Computer Invasion	1	0
		Robbery	22	9
		Pocket-picking	0	1
		Purse-snatching	0	0
		Shoplifting	156	73
		Theft From Building	52	3
		Theft From Coin Operated Machine or Device	2	0
		Theft From Motor Vehicle	87	7
		Theft of Motor Vehicle Parts/Accessories	106	1
		All Other Larceny	396	52
		Motor Vehicle Theft	112	26
		Stolen Property Offenses	4	2
		Crimes Against Society		
		Drug/Narcotic Violations	285	61
		Drug Equipment Violations	20	1
		Betting/Wagering	0	0
		Operating/Promoting/Assisting Gambling	0	0
		Gambling Equipment Violations	0	0
		Sports Tampering	0	0
		Pornography/Obscene Material	9	3
		Prostitution	0	0
		Assisting or Promoting Prostitution	1	0
		Purchasing Prostitution	0	0
		Weapon Law Violations	73	29
		Animal Cruelty	1	0
		Total Group A Offenses	2,617	656
				12
Group B Arrests				
Offense		Adult	Juvenile	
Bad Checks	1	0		
Curfew/Loitering/Vagrancy Violations	0	0		
Disorderly Conduct	9	0		
Driving Under the Influence	21	0		
Drunkenness	178	0		
Family Offenses (Nonviolent)	12	0		
Liquor Law Violations	1	1		
Peeping Tom	0	0		
Runaway	0	0		
Trespass of Real Property	25	0		
All Other Offenses	554	3		
Total Group B	801	4		

(*) Offenses are counted using the FBI Units of Count for Crime

(**) The 'Arrests' column shows arrests made for incidents during the selected period, regardless of arrest date. Arrest counts for the same period may change over time.

Herndon Police - VA0290200 - NIBRS Agency Crime Overview - 2019

2019 Population Estimate	24,545	Offenses (*)	Arrests (**)		
		Reported	Adult	Juvenile	
Law Enforcement Employees		Group A Offenses			
		Crimes Against Persons			
Sworn Male	51	Murder and Nonnegligent Manslaughter	2	1	0
Sworn Female	5	Negligent Manslaughter	0	0	0
Civilian Male	0	Kidnapping/Abduction	1	1	0
Civilian Female	15	Forcible Rape	3	0	0
Total:	71	Forcible Sodomy	1	0	0
		Sexual Assault With An Object	1	0	0
		Forcible Fondling	12	0	0
Offense Overview		Incest	0	0	0
Incident Total	822	Statutory Rape	3	1	0
Offense Total	859	Aggravated Assault	34	8	1
Group A Crimes per 100,000 population	3,349.0	Simple Assault	170	36	3
		Intimidation	6	0	0
		Human Trafficking, Commercial Sex Acts	0	0	0
		Human Trafficking, Involuntary Servitude	0	0	0
Arrest Overview		Crimes Against Property			
Total Arrests	456	Arson	0	0	0
Adult Arrests	437	Bribery	0	0	0
Juvenile Arrests	19	Burglary/Breaking & Entering	15	5	0
Unknown Age	0	Counterfeiting/Forgery	7	4	0
Arrests per 100,000 population	1,857.8	Destruction/Damage/Vandalism of Property	124	1	0
		Embezzlement	3	1	0
		Extortion/Blackmail	5	0	0
		False Pretenses/Swindle/Confidence Game	43	0	0
		Credit Card/Automatic Teller Fraud	14	0	0
		Impersonation	20	0	0
		Welfare Fraud	0	0	0
		Wire Fraud	8	0	0
		Identity Theft	6	0	0
		Hacking/Computer Invasion	0	0	0
		Robbery	25	3	6
		Pocket-picking	0	0	0
		Purse-snatching	0	0	0
		Shoplifting	26	0	0
		Theft From Building	10	0	0
		Theft From Coin Operated Machine or Device	0	0	0
		Theft From Motor Vehicle	74	0	0
		Theft of Motor Vehicle Parts/Accessories	10	0	0
		All Other Larceny	110	3	1
		Motor Vehicle Theft	25	0	0
		Stolen Property Offenses	0	0	0
		Crimes Against Society			
		Drug/Narcotic Violations	93	48	0
		Drug Equipment Violations	2	0	0
		Betting/Wagering	0	0	0
		Operating/Promoting/Assisting Gambling	0	0	0
		Gambling Equipment Violations	0	0	0
		Sports Tampering	0	0	0
		Pornography/Obscene Material	0	0	0
		Prostitution	0	0	0
		Assisting or Promoting Prostitution	0	0	0
		Purchasing Prostitution	0	0	0
		Weapon Law Violations	6	1	0
		Animal Cruelty	0	0	0
		Total Group A Offenses	859	113	11
		Group B Arrests			
Offense		Adult	Juvenile		
Bad Checks	4	0			
Curfew/Loitering/Vagrancy Violations	0	0			
Disorderly Conduct	3	0			
Driving Under the Influence	92	0			
Drunkenness	81	0			
Family Offenses (Nonviolent)	0	0			
Liquor Law Violations	5	0			
Peeping Tom	0	0			
Runaway	0	0			
Trespass of Real Property	29	2			
All Other Offenses	110	6			
Total Group B	324	8			

(*) Offenses are counted using the FBI Units of Count for Crime

(**) The 'Arrests' column shows arrests made for incidents during the selected period, regardless of arrest date. Arrest counts for the same period may change over time.

Highland County Sheriff's Office - VA0450000 - NIBRS Agency Crime Overview - 2019

2019 Population Estimate	2,246	Offenses (*)	Arrests (**)	
		Reported	Adult	Juvenile
Law Enforcement Employees		Group A Offenses		
		Crimes Against Persons		
Sworn Male	8	Murder and Nonnegligent Manslaughter	0	0
Sworn Female	0	Negligent Manslaughter	0	0
Civilian Male	2	Kidnapping/Abduction	0	0
Civilian Female	3	Forcible Rape	0	0
Total:	13	Forcible Sodomy	0	0
		Sexual Assault With An Object	0	0
		Forcible Fondling	0	0
		Incest	0	0
Offense Overview		Statutory Rape	0	0
Incident Total	26	Aggravated Assault	0	0
Offense Total	28	Simple Assault	3	2
Group A Crimes per 100,000 population	1,157.6	Intimidation	1	0
		Human Trafficking, Commercial Sex Acts	0	0
		Human Trafficking, Involuntary Servitude	0	0
Arrest Overview		Crimes Against Property		
Total Arrests	5	Arson	0	0
Adult Arrests	5	Bribery	0	0
Juvenile Arrests	0	Burglary/Breaking & Entering	1	0
Unknown Age	0	Counterfeiting/Forgery	0	0
Arrests per 100,000 population	222.6	Destruction/Damage/Vandalism of Property	7	0
		Embezzlement	0	0
		Extortion/Blackmail	0	0
		False Pretenses/Swindle/Confidence Game	0	0
		Credit Card/Automatic Teller Fraud	0	0
		Impersonation	0	0
		Welfare Fraud	0	0
		Wire Fraud	0	0
		Identity Theft	0	0
		Hacking/Computer Invasion	0	0
		Robbery	0	0
		Pocket-picking	0	0
		Purse-snatching	0	0
		Shoplifting	0	0
		Theft From Building	3	0
		Theft From Coin Operated Machine or Device	0	0
		Theft From Motor Vehicle	1	0
		Theft of Motor Vehicle Parts/Accessories	1	0
		All Other Larceny	4	0
		Motor Vehicle Theft	2	0
		Stolen Property Offenses	0	0
		Crimes Against Society		
		Drug/Narcotic Violations	2	0
		Drug Equipment Violations	1	0
		Betting/Wagering	0	0
		Operating/Promoting/Assisting Gambling	0	0
		Gambling Equipment Violations	0	0
		Sports Tampering	0	0
		Pornography/Obscene Material	0	0
		Prostitution	0	0
		Assisting or Promoting Prostitution	0	0
		Purchasing Prostitution	0	0
		Weapon Law Violations	2	2
		Animal Cruelty	0	0
		Total Group A Offenses	28	4
			0	0

(*) Offenses are counted using the FBI Units of Count for Crime

(**) The 'Arrests' column shows arrests made for incidents during the selected period, regardless of arrest date. Arrest counts for the same period may change over time.

Hillsville Police Department - VA0180100 - NIBRS Agency Crime Overview - 2019

2019 Population Estimate	2,653	Offenses (*)	Arrests (**)		
		Reported	Adult	Juvenile	
Law Enforcement Employees		Group A Offenses			
		Crimes Against Persons			
Sworn Male	11	Murder and Nonnegligent Manslaughter	0	0	0
Sworn Female	0	Negligent Manslaughter	0	0	0
Civilian Male	1	Kidnapping/Abduction	1	0	0
Civilian Female	0	Forcible Rape	0	0	0
Total:	12	Forcible Sodomy	2	0	0
		Sexual Assault With An Object	0	0	0
		Forcible Fondling	1	0	0
		Incest	0	0	0
Offense Overview		Statutory Rape	0	0	0
Incident Total	148	Aggravated Assault	5	3	0
Offense Total	157	Simple Assault	14	10	0
Group A Crimes per 100,000 population	5,578.6	Intimidation	1	0	0
		Human Trafficking, Commercial Sex Acts	0	0	0
		Human Trafficking, Involuntary Servitude	0	0	0
Arrest Overview		Crimes Against Property			
Total Arrests	117	Arson	0	0	0
Adult Arrests	115	Bribery	0	0	0
Juvenile Arrests	2	Burglary/Breaking & Entering	4	2	0
Unknown Age	0	Counterfeiting/Forgery	8	0	0
Arrests per 100,000 population	4,410.1	Destruction/Damage/Vandalism of Property	14	0	0
		Embezzlement	3	0	0
		Extortion/Blackmail	0	0	0
		False Pretenses/Swindle/Confidence Game	2	0	0
		Credit Card/Automatic Teller Fraud	10	1	0
		Impersonation	0	0	0
		Welfare Fraud	0	0	0
		Wire Fraud	0	0	0
		Identity Theft	2	0	0
		Hacking/Computer Invasion	0	0	0
		Robbery	0	0	0
		Pocket-picking	0	0	0
		Purse-snatching	0	0	0
		Shoplifting	6	1	0
		Theft From Building	5	0	0
		Theft From Coin Operated Machine or Device	0	0	0
		Theft From Motor Vehicle	11	1	0
		Theft of Motor Vehicle Parts/Accessories	2	0	0
		All Other Larceny	25	5	0
		Motor Vehicle Theft	1	0	0
		Stolen Property Offenses	1	0	0
		Crimes Against Society			
		Drug/Narcotic Violations	33	32	1
		Drug Equipment Violations	1	0	0
		Betting/Wagering	0	0	0
		Operating/Promoting/Assisting Gambling	0	0	0
		Gambling Equipment Violations	0	0	0
		Sports Tampering	0	0	0
		Pornography/Obscene Material	0	0	0
		Prostitution	0	0	0
		Assisting or Promoting Prostitution	0	0	0
		Purchasing Prostitution	0	0	0
		Weapon Law Violations	5	4	1
		Animal Cruelty	0	0	0
		Total Group A Offenses	157	59	2
Group B Arrests					
Offense		Adult	Juvenile		
Bad Checks	0	0			
Curfew/Loitering/Vagrancy Violations	0	0			
Disorderly Conduct	0	0			
Driving Under the Influence	11	0			
Drunkenness	17	0			
Family Offenses (Nonviolent)	3	0			
Liquor Law Violations	1	0			
Peeping Tom	0	0			
Runaway	0	0			
Trespass of Real Property	11	0			
All Other Offenses	13	0			
Total Group B	56	0			

(*) Offenses are counted using the FBI Units of Count for Crime

(**) The 'Arrests' column shows arrests made for incidents during the selected period, regardless of arrest date. Arrest counts for the same period may change over time.

Honaker Police Department - VA0830200 - NIBRS Agency Crime Overview - 2019

2019 Population Estimate		1,343	Offenses (*)	Arrests (**)	
			Reported	Adult	Juvenile
Law Enforcement Employees			Group A Offenses		
			Crimes Against Persons		
Sworn Male	4		Murder and Nonnegligent Manslaughter	0	0
Sworn Female	0		Negligent Manslaughter	0	0
Civilian Male	0		Kidnapping/Abduction	0	0
Civilian Female	0		Forcible Rape	0	0
Total:	4		Forcible Sodomy	0	0
			Sexual Assault With An Object	0	0
			Forcible Fondling	0	0
			Incest	0	0
Offense Overview			Crimes Against Property		
Incident Total	56		Arson	0	0
Offense Total	66		Bribery	0	0
Group A Crimes per 100,000 population	4,169.8		Burglary/Breaking & Entering	4	2
			Counterfeiting/Forgery	3	1
			Destruction/Damage/Vandalism of Property	5	0
			Embezzlement	0	0
			Extortion/Blackmail	0	0
			False Pretenses/Swindle/Confidence Game	1	0
			Credit Card/Automatic Teller Fraud	0	0
			Impersonation	0	0
			Welfare Fraud	0	0
			Wire Fraud	0	0
			Identity Theft	0	0
			Hacking/Computer Invasion	0	0
			Robbery	1	0
			Pocket-picking	0	0
			Purse-snatching	0	0
			Shoplifting	2	1
			Theft From Building	2	0
			Theft From Coin Operated Machine or Device	0	0
			Theft From Motor Vehicle	2	0
			Theft of Motor Vehicle Parts/Accessories	1	0
			All Other Larceny	6	1
			Motor Vehicle Theft	0	0
			Stolen Property Offenses	1	0
			Crimes Against Society		
			Drug/Narcotic Violations	28	15
			Drug Equipment Violations	3	1
			Betting/Wagering	0	0
			Operating/Promoting/Assisting Gambling	0	0
			Gambling Equipment Violations	0	0
			Sports Tampering	0	0
			Pornography/Obscene Material	0	0
			Prostitution	0	0
			Assisting or Promoting Prostitution	0	0
			Purchasing Prostitution	0	0
			Weapon Law Violations	1	0
			Animal Cruelty	0	0
			Total Group A Offenses	66	28
					0
Group B Arrests					
Offense	Adult	Juvenile			
Bad Checks	0	0			
Curfew/Loitering/Vagrancy Violations	0	0			
Disorderly Conduct	0	0			
Driving Under the Influence	5	0			
Drunkenness	4	0			
Family Offenses (Nonviolent)	0	0			
Liquor Law Violations	0	0			
Peeping Tom	0	0			
Runaway	0	0			
Trespass of Real Property	0	0			
All Other Offenses	18	0			
Total Group B	27	0			

(*) Offenses are counted using the FBI Units of Count for Crime

(**) The 'Arrests' column shows arrests made for incidents during the selected period, regardless of arrest date. Arrest counts for the same period may change over time.

Hopewell Police Department - VA1130000 - NIBRS Agency Crime Overview - 2019

2019 Population Estimate	22,718	Offenses (*)	Arrests (**)		
		Reported	Adult	Juvenile	
Law Enforcement Employees		Group A Offenses			
		Crimes Against Persons			
Sworn Male	57	Murder and Nonnegligent Manslaughter	5	6	0
Sworn Female	9	Negligent Manslaughter	0	0	0
Civilian Male	1	Kidnapping/Abduction	6	11	0
Civilian Female	19	Forcible Rape	3	2	1
Total:	86	Forcible Sodomy	0	0	0
		Sexual Assault With An Object	0	0	0
		Forcible Fondling	2	1	0
		Incest	0	0	0
Offense Overview		Statutory Rape	1	1	0
Incident Total	1,484	Aggravated Assault	45	34	5
Offense Total	1,854	Simple Assault	405	142	3
Group A Crimes per 100,000 population	6,532.3	Intimidation	27	2	0
		Human Trafficking, Commercial Sex Acts	0	0	0
		Human Trafficking, Involuntary Servitude	0	0	0
Arrest Overview		Crimes Against Property			
Total Arrests	794	Arson	3	0	1
Adult Arrests	777	Bribery	0	0	0
Juvenile Arrests	17	Burglary/Breaking & Entering	80	16	2
Unknown Age	0	Counterfeiting/Forgery	16	9	0
Arrests per 100,000 population	3,495.0	Destruction/Damage/Vandalism of Property	52	14	1
		Embezzlement	10	10	0
		Extortion/Blackmail	0	4	0
		False Pretenses/Swindle/Confidence Game	55	7	0
		Credit Card/Automatic Teller Fraud	17	5	0
		Impersonation	1	0	0
		Welfare Fraud	0	0	0
		Wire Fraud	0	0	0
		Identity Theft	0	0	0
		Hacking/Computer Invasion	0	0	0
		Robbery	22	12	0
		Pocket-picking	1	0	0
		Purse-snatching	1	0	0
		Shoplifting	41	13	0
		Theft From Building	113	0	0
		Theft From Coin Operated Machine or Device	1	0	0
		Theft From Motor Vehicle	68	0	0
		Theft of Motor Vehicle Parts/Accessories	68	0	0
		All Other Larceny	61	59	0
		Motor Vehicle Theft	51	0	0
		Stolen Property Offenses	12	10	2
		Crimes Against Society			
		Drug/Narcotic Violations	373	181	1
		Drug Equipment Violations	185	6	0
		Betting/Wagering	0	0	0
		Operating/Promoting/Assisting Gambling	0	0	0
		Gambling Equipment Violations	0	0	0
		Sports Tampering	0	0	0
		Pornography/Obscene Material	3	1	0
		Prostitution	0	0	0
		Assisting or Promoting Prostitution	0	0	0
		Purchasing Prostitution	0	0	0
		Weapon Law Violations	126	15	0
		Animal Cruelty	0	0	0
		Total Group A Offenses	1,854	561	16
		Group B Arrests			
Offense		Adult	Juvenile		
Bad Checks	2	0			
Curfew/Loitering/Vagrancy Violations	0	0			
Disorderly Conduct	9	0			
Driving Under the Influence	49	0			
Drunkenness	61	0			
Family Offenses (Nonviolent)	5	0			
Liquor Law Violations	2	0			
Peeping Tom	1	0			
Runaway	0	0			
Trespass of Real Property	24	0			
All Other Offenses	63	1			
Total Group B	216	1			

(*) Offenses are counted using the FBI Units of Count for Crime

(**) The 'Arrests' column shows arrests made for incidents during the selected period, regardless of arrest date. Arrest counts for the same period may change over time.

Hurt Police Department - VA0710300 - NIBRS Agency Crime Overview - 2019

2019 Population Estimate		1,234	Offenses (*)	Arrests (**)	
			Reported	Adult	Juvenile
Law Enforcement Employees			Group A Offenses		
			Crimes Against Persons		
Sworn Male	2		Murder and Nonnegligent Manslaughter	0	0
Sworn Female	0		Negligent Manslaughter	0	0
Civilian Male	0		Kidnapping/Abduction	0	0
Civilian Female	0		Forcible Rape	1	0
Total:	2		Forcible Sodomy	1	1
			Sexual Assault With An Object	0	0
			Forcible Fondling	0	0
Offense Overview			Incest	0	0
Incident Total	28		Statutory Rape	1	0
Offense Total	28		Aggravated Assault	0	0
Group A Crimes per 100,000 population	2,269.0		Simple Assault	6	1
			Intimidation	0	0
			Human Trafficking, Commercial Sex Acts	0	0
			Human Trafficking, Involuntary Servitude	0	0
Arrest Overview			Crimes Against Property		
Total Arrests	7		Arson	0	0
Adult Arrests	6		Bribery	0	0
Juvenile Arrests	1		Burglary/Breaking & Entering	0	0
Unknown Age	0		Counterfeiting/Forgery	0	0
Arrests per 100,000 population	567.3		Destruction/Damage/Vandalism of Property	4	0
			Embezzlement	1	0
			Extortion/Blackmail	0	0
			False Pretenses/Swindle/Confidence Game	0	0
			Credit Card/Automatic Teller Fraud	0	0
			Impersonation	2	1
			Welfare Fraud	0	0
			Wire Fraud	0	0
			Identity Theft	0	0
			Hacking/Computer Invasion	0	0
			Robbery	0	0
			Pocket-picking	0	0
			Purse-snatching	0	0
			Shoplifting	0	0
			Theft From Building	2	0
			Theft From Coin Operated Machine or Device	0	0
			Theft From Motor Vehicle	0	0
			Theft of Motor Vehicle Parts/Accessories	0	0
			All Other Larceny	6	0
			Motor Vehicle Theft	1	0
			Stolen Property Offenses	1	0
			Crimes Against Society		
			Drug/Narcotic Violations	1	1
			Drug Equipment Violations	0	0
			Betting/Wagering	0	0
			Operating/Promoting/Assisting Gambling	0	0
			Gambling Equipment Violations	0	0
			Sports Tampering	0	0
			Pornography/Obscene Material	1	0
			Prostitution	0	0
			Assisting or Promoting Prostitution	0	0
			Purchasing Prostitution	0	0
			Weapon Law Violations	0	0
			Animal Cruelty	0	0
			Total Group A Offenses	28	3
					1
Group B Arrests					
Offense	Adult	Juvenile			
Bad Checks	0	0			
Curfew/Loitering/Vagrancy Violations	0	0			
Disorderly Conduct	0	0			
Driving Under the Influence	0	0			
Drunkenness	0	0			
Family Offenses (Nonviolent)	0	0			
Liquor Law Violations	0	0			
Peeping Tom	0	0			
Runaway	0	0			
Trespass of Real Property	0	0			
All Other Offenses	3	0			
Total Group B	3	0			

(*) Offenses are counted using the FBI Units of Count for Crime

(**) The 'Arrests' column shows arrests made for incidents during the selected period, regardless of arrest date. Arrest counts for the same period may change over time.

Independence Police Department - VA0380200 - NIBRS Agency Crime Overview - 2019

2019 Population Estimate	901	Offenses (*)	Arrests (**)	
		Reported	Adult	Juvenile
Law Enforcement Employees		Group A Offenses		
		Crimes Against Persons		
Sworn Male	2	Murder and Nonnegligent Manslaughter	0	0
Sworn Female	0	Negligent Manslaughter	0	0
Civilian Male	0	Kidnapping/Abduction	0	0
Civilian Female	0	Forcible Rape	0	0
Total:	2	Forcible Sodomy	0	0
		Sexual Assault With An Object	0	0
		Forcible Fondling	0	0
		Incest	0	0
Offense Overview		Statutory Rape	0	0
Incident Total	18	Aggravated Assault	0	0
Offense Total	20	Simple Assault	5	4
Group A Crimes per 100,000 population	1,997.8	Intimidation	0	0
		Human Trafficking, Commercial Sex Acts	0	0
		Human Trafficking, Involuntary Servitude	0	0
Arrest Overview		Crimes Against Property		
Total Arrests	17	Arson	0	0
Adult Arrests	16	Bribery	0	0
Juvenile Arrests	1	Burglary/Breaking & Entering	1	0
Unknown Age	0	Counterfeiting/Forgery	0	0
Arrests per 100,000 population	1,886.8	Destruction/Damage/Vandalism of Property	4	1
		Embezzlement	0	0
		Extortion/Blackmail	0	0
		False Pretenses/Swindle/Confidence Game	0	0
		Credit Card/Automatic Teller Fraud	0	0
		Impersonation	0	0
		Welfare Fraud	0	0
		Wire Fraud	0	0
		Identity Theft	2	0
		Hacking/Computer Invasion	0	0
		Robbery	0	0
		Pocket-picking	0	0
		Purse-snatching	0	0
		Shoplifting	1	1
		Theft From Building	2	0
		Theft From Coin Operated Machine or Device	0	0
		Theft From Motor Vehicle	0	0
		Theft of Motor Vehicle Parts/Accessories	0	0
		All Other Larceny	0	0
		Motor Vehicle Theft	1	2
		Stolen Property Offenses	0	0
		Crimes Against Society		
		Drug/Narcotic Violations	2	1
		Drug Equipment Violations	0	0
		Betting/Wagering	0	0
		Operating/Promoting/Assisting Gambling	0	0
		Gambling Equipment Violations	0	0
		Sports Tampering	0	0
		Pornography/Obscene Material	0	0
		Prostitution	0	0
		Assisting or Promoting Prostitution	0	0
		Purchasing Prostitution	0	0
		Weapon Law Violations	2	1
		Animal Cruelty	0	0
		Total Group A Offenses	20	10
			0	0

(*) Offenses are counted using the FBI Units of Count for Crime

(**) The 'Arrests' column shows arrests made for incidents during the selected period, regardless of arrest date. Arrest counts for the same period may change over time.

Isle Of Wight County Sheriff's Office - VA0460000 - NIBRS Agency Crime Overview - 2019

2019 Population Estimate	26,462	Offenses (*)	Arrests (**)	
		Reported	Adult	Juvenile
Law Enforcement Employees		Group A Offenses		
		Crimes Against Persons		
Sworn Male	45	Murder and Nonnegligent Manslaughter	0	0
Sworn Female	5	Negligent Manslaughter	0	0
Civilian Male	2	Kidnapping/Abduction	2	3
Civilian Female	7	Forcible Rape	2	1
Total:	59	Forcible Sodomy	1	0
		Sexual Assault With An Object	0	0
		Forcible Fondling	4	0
Offense Overview		Incest	0	0
Incident Total	650	Statutory Rape	0	0
Offense Total	739	Aggravated Assault	20	7
Group A Crimes per 100,000 population	2,456.4	Simple Assault	155	58
		Intimidation	31	7
		Human Trafficking, Commercial Sex Acts	0	0
		Human Trafficking, Involuntary Servitude	0	0
Arrest Overview		Crimes Against Property		
Total Arrests	611	Arson	3	1
Adult Arrests	602	Bribery	0	0
Juvenile Arrests	9	Burglary/Breaking & Entering	27	0
Unknown Age	0	Counterfeiting/Forgery	10	1
Arrests per 100,000 population	2,309.0	Destruction/Damage/Vandalism of Property	90	10
		Embezzlement	1	1
		Extortion/Blackmail	0	0
		False Pretenses/Swindle/Confidence Game	20	5
		Credit Card/Automatic Teller Fraud	30	1
		Impersonation	2	0
		Welfare Fraud	0	0
		Wire Fraud	6	0
		Identity Theft	25	0
		Hacking/Computer Invasion	2	0
		Robbery	0	0
		Pocket-picking	0	0
		Purse-snatching	0	0
		Shoplifting	17	1
		Theft From Building	14	0
		Theft From Coin Operated Machine or Device	1	0
		Theft From Motor Vehicle	49	0
		Theft of Motor Vehicle Parts/Accessories	8	0
		All Other Larceny	70	10
		Motor Vehicle Theft	15	0
		Stolen Property Offenses	3	2
		Crimes Against Society		
		Drug/Narcotic Violations	87	58
		Drug Equipment Violations	13	0
		Betting/Wagering	0	0
		Operating/Promoting/Assisting Gambling	0	0
		Gambling Equipment Violations	0	0
		Sports Tampering	0	0
		Pornography/Obscene Material	15	5
		Prostitution	0	0
		Assisting or Promoting Prostitution	0	0
		Purchasing Prostitution	0	0
		Weapon Law Violations	16	8
		Animal Cruelty	0	0
		Total Group A Offenses	739	179
				6
Group B Arrests				
Offense	Adult	Juvenile		
Bad Checks	0	0		
Curfew/Loitering/Vagrancy Violations	0	0		
Disorderly Conduct	2	1		
Driving Under the Influence	108	0		
Drunkenness	16	0		
Family Offenses (Nonviolent)	11	0		
Liquor Law Violations	0	0		
Peeping Tom	0	0		
Runaway	0	0		
Trespass of Real Property	14	0		
All Other Offenses	272	2		
Total Group B	423	3		

(*) Offenses are counted using the FBI Units of Count for Crime

(**) The 'Arrests' column shows arrests made for incidents during the selected period, regardless of arrest date. Arrest counts for the same period may change over time.

James City County Police Dept - VA0470100 - NIBRS Agency Crime Overview - 2019

2019 Population Estimate	75,907	Offenses (*)	Arrests (**)	
		Reported	Adult	Juvenile
Law Enforcement Employees		Group A Offenses		
		Crimes Against Persons		
Sworn Male	83	Murder and Nonnegligent Manslaughter	0	0
Sworn Female	21	Negligent Manslaughter	0	0
Civilian Male	0	Kidnapping/Abduction	12	10
Civilian Female	6	Forcible Rape	9	1
Total:	110	Forcible Sodomy	0	0
		Sexual Assault With An Object	3	1
		Forcible Fondling	33	3
		Incest	0	0
		Statutory Rape	1	0
Offense Overview		Aggravated Assault	61	24
Incident Total	2,234	Simple Assault	682	191
Offense Total	2,628	Intimidation	101	6
Group A Crimes per 100,000 population	2,943.1	Human Trafficking, Commercial Sex Acts	0	0
		Human Trafficking, Involuntary Servitude	0	0
		Crimes Against Property		
		Arson	0	0
Arrest Overview		Bribery	1	1
Total Arrests	1,230	Burglary/Breaking & Entering	46	4
Adult Arrests	1,024	Counterfeiting/Forgery	37	7
Juvenile Arrests	206	Destruction/Damage/Vandalism of Property	268	14
Unknown Age	0	Embezzlement	25	13
Arrests per 100,000 population	1,620.4	Extortion/Blackmail	9	0
		False Pretenses/Swindle/Confidence Game	164	7
		Credit Card/Automatic Teller Fraud	77	1
		Impersonation	45	8
		Welfare Fraud	1	0
		Wire Fraud	14	0
		Identity Theft	27	0
		Hacking/Computer Invasion	7	0
		Robbery	13	6
		Pocket-picking	1	0
		Purse-snatching	1	0
		Shoplifting	180	57
		Theft From Building	146	0
		Theft From Coin Operated Machine or Device	0	0
		Theft From Motor Vehicle	94	0
		Theft of Motor Vehicle Parts/Accessories	33	0
		All Other Larceny	188	73
		Motor Vehicle Theft	19	0
		Stolen Property Offenses	1	1
		Crimes Against Society		
		Drug/Narcotic Violations	237	175
		Drug Equipment Violations	15	0
		Betting/Wagering	0	0
		Operating/Promoting/Assisting Gambling	0	0
		Gambling Equipment Violations	0	0
		Sports Tampering	0	0
		Pornography/Obscene Material	13	2
		Prostitution	0	0
		Assisting or Promoting Prostitution	0	0
		Purchasing Prostitution	0	0
		Weapon Law Violations	62	18
		Animal Cruelty	2	0
		Total Group A Offenses	2,628	623
			162	

(*) Offenses are counted using the FBI Units of Count for Crime

(**) The 'Arrests' column shows arrests made for incidents during the selected period, regardless of arrest date. Arrest counts for the same period may change over time.

Jonesville Police Department - VA0520100 - NIBRS Agency Crime Overview - 2019

2019 Population Estimate	940	Offenses (*)			Arrests (**)	
		Group A Offenses	Reported	Adult	Juvenile	
Law Enforcement Employees		Crimes Against Persons				
Sworn Male	3	Murder and Nonnegligent Manslaughter	0	0	0	0
Sworn Female	0	Negligent Manslaughter	0	0	0	0
Civilian Male	0	Kidnapping/Abduction	0	0	0	0
Civilian Female	0	Forcible Rape	1	0	0	0
Total:	3	Forcible Sodomy	0	0	0	0
		Sexual Assault With An Object	0	0	0	0
		Forcible Fondling	0	0	0	0
Offense Overview		Incest	0	0	0	0
Incident Total	26	Statutory Rape	0	0	0	0
Offense Total	26	Aggravated Assault	0	0	0	0
Group A Crimes per 100,000 population	2,766.0	Simple Assault	5	3	0	0
		Intimidation	0	0	0	0
		Human Trafficking, Commercial Sex Acts	0	0	0	0
		Human Trafficking, Involuntary Servitude	0	0	0	0
Arrest Overview		Crimes Against Property				
Total Arrests	50	Arson	0	0	0	0
Adult Arrests	50	Bribery	0	0	0	0
Juvenile Arrests	0	Burglary/Breaking & Entering	0	0	0	0
Unknown Age	0	Counterfeiting/Forgery	0	0	0	0
Arrests per 100,000 population	5,319.1	Destruction/Damage/Vandalism of Property	1	0	0	0
		Embezzlement	1	0	0	0
		Extortion/Blackmail	0	0	0	0
		False Pretenses/Swindle/Confidence Game	0	0	0	0
		Credit Card/Automatic Teller Fraud	1	0	0	0
		Impersonation	0	0	0	0
		Welfare Fraud	0	0	0	0
		Wire Fraud	0	0	0	0
		Identity Theft	0	0	0	0
		Hacking/Computer Invasion	0	0	0	0
		Robbery	0	0	0	0
		Pocket-picking	0	0	0	0
		Purse-snatching	0	0	0	0
		Shoplifting	5	0	0	0
		Theft From Building	1	0	0	0
		Theft From Coin Operated Machine or Device	0	0	0	0
		Theft From Motor Vehicle	2	0	0	0
		Theft of Motor Vehicle Parts/Accessories	1	0	0	0
		All Other Larceny	6	1	0	0
		Motor Vehicle Theft	0	0	0	0
		Stolen Property Offenses	0	2	0	0
		Crimes Against Society				
		Drug/Narcotic Violations	2	2	0	0
		Drug Equipment Violations	0	0	0	0
		Betting/Wagering	0	0	0	0
		Operating/Promoting/Assisting Gambling	0	0	0	0
		Gambling Equipment Violations	0	0	0	0
		Sports Tampering	0	0	0	0
		Pornography/Obscene Material	0	0	0	0
		Prostitution	0	0	0	0
		Assisting or Promoting Prostitution	0	0	0	0
		Purchasing Prostitution	0	0	0	0
		Weapon Law Violations	0	0	0	0
		Animal Cruelty	0	0	0	0
		Total Group A Offenses	26	8	0	0
Group B Arrests						
Offense	Adult	Juvenile				
Bad Checks	0	0				
Curfew/Loitering/Vagrancy Violations	0	0				
Disorderly Conduct	0	0				
Driving Under the Influence	3	0				
Drunkenness	0	0				
Family Offenses (Nonviolent)	0	0				
Liquor Law Violations	0	0				
Peeping Tom	0	0				
Runaway	0	0				
Trespass of Real Property	1	0				
All Other Offenses	38	0				
Total Group B	42	0				

(*) Offenses are counted using the FBI Units of Count for Crime

(**) The 'Arrests' column shows arrests made for incidents during the selected period, regardless of arrest date. Arrest counts for the same period may change over time.

Kenbridge Police Department - VA0550100 - NIBRS Agency Crime Overview - 2019

2019 Population Estimate	1,189	Offenses (*)	Arrests (**)	
		Reported	Adult	Juvenile
Law Enforcement Employees		Group A Offenses		
		Crimes Against Persons		
Sworn Male	5	Murder and Nonnegligent Manslaughter	0	0
Sworn Female	0	Negligent Manslaughter	0	0
Civilian Male	0	Kidnapping/Abduction	0	0
Civilian Female	0	Forcible Rape	0	0
Total:	5	Forcible Sodomy	0	0
		Sexual Assault With An Object	0	0
		Forcible Fondling	0	0
		Incest	0	0
Offense Overview		Statutory Rape	0	0
Incident Total	1	Aggravated Assault	0	0
Offense Total	1	Simple Assault	1	1
Group A Crimes per 100,000 population	84.1	Intimidation	0	0
		Human Trafficking, Commercial Sex Acts	0	0
		Human Trafficking, Involuntary Servitude	0	0
Arrest Overview		Crimes Against Property		
Total Arrests	3	Arson	0	0
Adult Arrests	3	Bribery	0	0
Juvenile Arrests	0	Burglary/Breaking & Entering	0	0
Unknown Age	0	Counterfeiting/Forgery	0	0
Arrests per 100,000 population	252.3	Destruction/Damage/Vandalism of Property	0	0
		Embezzlement	0	0
		Extortion/Blackmail	0	0
		False Pretenses/Swindle/Confidence Game	0	0
		Credit Card/Automatic Teller Fraud	0	0
		Impersonation	0	0
		Welfare Fraud	0	0
		Wire Fraud	0	0
		Identity Theft	0	0
		Hacking/Computer Invasion	0	0
		Robbery	0	0
		Pocket-picking	0	0
		Purse-snatching	0	0
		Shoplifting	0	0
		Theft From Building	0	0
		Theft From Coin Operated Machine or Device	0	0
		Theft From Motor Vehicle	0	0
		Theft of Motor Vehicle Parts/Accessories	0	0
		All Other Larceny	0	0
		Motor Vehicle Theft	0	0
		Stolen Property Offenses	0	0
		Crimes Against Society		
		Drug/Narcotic Violations	0	0
		Drug Equipment Violations	0	0
		Betting/Wagering	0	0
		Operating/Promoting/Assisting Gambling	0	0
		Gambling Equipment Violations	0	0
		Sports Tampering	0	0
		Pornography/Obscene Material	0	0
		Prostitution	0	0
		Assisting or Promoting Prostitution	0	0
		Purchasing Prostitution	0	0
		Weapon Law Violations	0	0
		Animal Cruelty	0	0
		Total Group A Offenses	1	1
			0	0

(*) Offenses are counted using the FBI Units of Count for Crime

(**) The 'Arrests' column shows arrests made for incidents during the selected period, regardless of arrest date. Arrest counts for the same period may change over time.

Kilmarnock Police Department - VA0510100 - NIBRS Agency Crime Overview - 2019

2019 Population Estimate	1,418	Offenses (*)	Arrests (**)	
		Reported	Adult	Juvenile
Law Enforcement Employees		Group A Offenses		
		Crimes Against Persons		
Sworn Male	4	Murder and Nonnegligent Manslaughter	0	0
Sworn Female	1	Negligent Manslaughter	0	0
Civilian Male	0	Kidnapping/Abduction	0	0
Civilian Female	0	Forcible Rape	0	0
Total:	5	Forcible Sodomy	0	0
		Sexual Assault With An Object	0	0
		Forcible Fondling	0	0
		Incest	0	0
Offense Overview		Statutory Rape	0	0
Incident Total	35	Aggravated Assault	1	0
Offense Total	38	Simple Assault	2	0
Group A Crimes per 100,000 population	2,468.3	Intimidation	0	0
		Human Trafficking, Commercial Sex Acts	0	0
		Human Trafficking, Involuntary Servitude	0	0
Arrest Overview		Crimes Against Property		
Total Arrests	0	Arson	1	0
Adult Arrests	0	Bribery	0	0
Juvenile Arrests	0	Burglary/Breaking & Entering	1	0
Unknown Age	0	Counterfeiting/Forgery	0	0
Arrests per 100,000 population	0.0	Destruction/Damage/Vandalism of Property	8	0
		Embezzlement	2	0
		Extortion/Blackmail	0	0
		False Pretenses/Swindle/Confidence Game	3	0
		Credit Card/Automatic Teller Fraud	0	0
		Impersonation	0	0
		Welfare Fraud	0	0
		Wire Fraud	0	0
		Identity Theft	0	0
		Hacking/Computer Invasion	0	0
		Robbery	0	0
		Pocket-picking	0	0
		Purse-snatching	0	0
		Shoplifting	5	0
		Theft From Building	0	0
		Theft From Coin Operated Machine or Device	1	0
		Theft From Motor Vehicle	0	0
		Theft of Motor Vehicle Parts/Accessories	0	0
		All Other Larceny	14	0
		Motor Vehicle Theft	0	0
		Stolen Property Offenses	0	0
		Crimes Against Society		
		Drug/Narcotic Violations	0	0
		Drug Equipment Violations	0	0
		Betting/Wagering	0	0
		Operating/Promoting/Assisting Gambling	0	0
		Gambling Equipment Violations	0	0
		Sports Tampering	0	0
		Pornography/Obscene Material	0	0
		Prostitution	0	0
		Assisting or Promoting Prostitution	0	0
		Purchasing Prostitution	0	0
		Weapon Law Violations	0	0
		Animal Cruelty	0	0
		Total Group A Offenses	38	0
Group B Arrests				
Offense		Adult	Juvenile	
Bad Checks	0	0		
Curfew/Loitering/Vagrancy Violations	0	0		
Disorderly Conduct	0	0		
Driving Under the Influence	0	0		
Drunkenness	0	0		
Family Offenses (Nonviolent)	0	0		
Liquor Law Violations	0	0		
Peeping Tom	0	0		
Runaway	0	0		
Trespass of Real Property	0	0		
All Other Offenses	0	0		
Total Group B	0	0		

(*) Offenses are counted using the FBI Units of Count for Crime

(**) The 'Arrests' column shows arrests made for incidents during the selected period, regardless of arrest date. Arrest counts for the same period may change over time.

King And Queen County Sheriff's Office - VA0480000 - NIBRS Agency Crime Overview - 2019

2019 Population Estimate	6,902	Offenses (*)			Arrests (**)	
		Group A Offenses	Reported	Adult	Juvenile	
Law Enforcement Employees		Crimes Against Persons				
Sworn Male	13	Murder and Nonnegligent Manslaughter	0	0	0	0
Sworn Female	0	Negligent Manslaughter	0	0	0	0
Civilian Male	0	Kidnapping/Abduction	0	0	0	0
Civilian Female	8	Forcible Rape	1	0	0	0
Total:	21	Forcible Sodomy	0	0	0	0
		Sexual Assault With An Object	0	0	0	0
		Forcible Fondling	4	1	0	0
Offense Overview		Incest	0	0	0	0
Incident Total	212	Statutory Rape	0	0	0	0
Offense Total	243	Aggravated Assault	11	1	0	0
Group A Crimes per 100,000 population	3,071.6	Simple Assault	49	9	0	0
		Intimidation	5	0	0	0
		Human Trafficking, Commercial Sex Acts	0	0	0	0
		Human Trafficking, Involuntary Servitude	0	0	0	0
Arrest Overview		Crimes Against Property				
Total Arrests	167	Arson	2	0	0	0
Adult Arrests	164	Bribery	0	0	0	0
Juvenile Arrests	3	Burglary/Breaking & Entering	3	1	0	0
Unknown Age	0	Counterfeiting/Forgery	2	1	0	0
Arrests per 100,000 population	2,419.6	Destruction/Damage/Vandalism of Property	14	3	0	0
		Embezzlement	2	1	0	0
		Extortion/Blackmail	0	0	0	0
		False Pretenses/Swindle/Confidence Game	4	0	0	0
		Credit Card/Automatic Teller Fraud	7	0	0	0
		Impersonation	0	0	0	0
		Welfare Fraud	0	0	0	0
		Wire Fraud	0	0	0	0
		Identity Theft	0	0	0	0
		Hacking/Computer Invasion	0	0	0	0
		Robbery	1	0	0	0
		Pocket-picking	0	0	0	0
		Purse-snatching	0	0	0	0
		Shoplifting	1	0	0	0
		Theft From Building	1	0	0	0
		Theft From Coin Operated Machine or Device	0	0	0	0
		Theft From Motor Vehicle	0	0	0	0
		Theft of Motor Vehicle Parts/Accessories	0	0	0	0
		All Other Larceny	26	3	0	0
		Motor Vehicle Theft	1	0	0	0
		Stolen Property Offenses	3	0	0	0
		Crimes Against Society				
		Drug/Narcotic Violations	85	63	0	0
		Drug Equipment Violations	4	2	0	0
		Betting/Wagering	0	0	0	0
		Operating/Promoting/Assisting Gambling	0	0	0	0
		Gambling Equipment Violations	0	0	0	0
		Sports Tampering	0	0	0	0
		Pornography/Obscene Material	3	1	0	0
		Prostitution	0	0	0	0
		Assisting or Promoting Prostitution	0	0	0	0
		Purchasing Prostitution	0	0	0	0
		Weapon Law Violations	12	4	0	0
		Animal Cruelty	2	2	0	0
		Total Group A Offenses	243	92	0	0
Group B Arrests						
Offense	Adult	Juvenile				
Bad Checks	0	0				
Curfew/Loitering/Vagrancy Violations	0	0				
Disorderly Conduct	0	0				
Driving Under the Influence	35	0				
Drunkenness	2	0				
Family Offenses (Nonviolent)	0	0				
Liquor Law Violations	8	3				
Peeping Tom	0	0				
Runaway	0	0				
Trespass of Real Property	0	0				
All Other Offenses	27	0				
Total Group B	72	3				

(*) Offenses are counted using the FBI Units of Count for Crime

(**) The 'Arrests' column shows arrests made for incidents during the selected period, regardless of arrest date. Arrest counts for the same period may change over time.

King George County Sheriff Office - VA0490000 - NIBRS Agency Crime Overview - 2019

2019 Population Estimate		26,016	Offenses (*)	Arrests (**)	
			Reported	Adult	Juvenile
Law Enforcement Employees			Group A Offenses		
			Crimes Against Persons		
Sworn Male	32		Murder and Nonnegligent Manslaughter	0	0
Sworn Female	6		Negligent Manslaughter	0	0
Civilian Male	0		Kidnapping/Abduction	3	0
Civilian Female	16		Forcible Rape	6	0
Total:	54		Forcible Sodomy	0	0
			Sexual Assault With An Object	1	0
			Forcible Fondling	11	0
Offense Overview			Incest	0	0
Incident Total	788		Statutory Rape	2	1
Offense Total	879		Aggravated Assault	20	12
Group A Crimes per 100,000 population	3,028.9		Simple Assault	210	54
			Intimidation	37	3
			Human Trafficking, Commercial Sex Acts	0	0
			Human Trafficking, Involuntary Servitude	0	0
Arrest Overview			Crimes Against Property		
Total Arrests	345		Arson	0	0
Adult Arrests	336		Bribery	0	0
Juvenile Arrests	8		Burglary/Breaking & Entering	35	4
Unknown Age	1		Counterfeiting/Forgery	13	2
Arrests per 100,000 population	1,326.1		Destruction/Damage/Vandalism of Property	125	5
			Embezzlement	0	0
			Extortion/Blackmail	1	0
			False Pretenses/Swindle/Confidence Game	25	5
			Credit Card/Automatic Teller Fraud	13	0
			Impersonation	6	2
			Welfare Fraud	3	0
			Wire Fraud	10	0
			Identity Theft	2	0
			Hacking/Computer Invasion	3	0
			Robbery	2	0
			Pocket-picking	1	1
			Purse-snatching	0	0
			Shoplifting	42	23
			Theft From Building	16	1
			Theft From Coin Operated Machine or Device	0	0
			Theft From Motor Vehicle	18	0
			Theft of Motor Vehicle Parts/Accessories	16	0
			All Other Larceny	69	9
			Motor Vehicle Theft	20	2
			Stolen Property Offenses	6	3
			Crimes Against Society		
			Drug/Narcotic Violations	136	82
			Drug Equipment Violations	0	0
			Betting/Wagering	0	0
			Operating/Promoting/Assisting Gambling	0	0
			Gambling Equipment Violations	0	0
			Sports Tampering	0	0
			Pornography/Obscene Material	10	2
			Prostitution	0	0
			Assisting or Promoting Prostitution	0	0
			Purchasing Prostitution	0	0
			Weapon Law Violations	15	1
			Animal Cruelty	2	1
			Total Group A Offenses	879	213
					1
Group B Arrests					
Offense	Adult	Juvenile			
Bad Checks	0	0			
Curfew/Loitering/Vagrancy Violations	0	0			
Disorderly Conduct	3	0			
Driving Under the Influence	67	0			
Drunkenness	23	0			
Family Offenses (Nonviolent)	1	0			
Liquor Law Violations	4	7			
Peeping Tom	0	0			
Runaway	0	0			
Trespass of Real Property	5	0			
All Other Offenses	20	0			
Total Group B	123	7			

(*) Offenses are counted using the FBI Units of Count for Crime

(**) The 'Arrests' column shows arrests made for incidents during the selected period, regardless of arrest date. Arrest counts for the same period may change over time.

King William Sheriff Office - VA0500000 - NIBRS Agency Crime Overview - 2019

2019 Population Estimate	13,872	Offenses (*)	Arrests (**)		
		Reported	Adult	Juvenile	
Law Enforcement Employees		Group A Offenses			
		Crimes Against Persons			
Sworn Male	18	Murder and Nonnegligent Manslaughter	0	0	0
Sworn Female	3	Negligent Manslaughter	0	0	0
Civilian Male	1	Kidnapping/Abduction	8	2	0
Civilian Female	13	Forcible Rape	1	0	0
Total:	35	Forcible Sodomy	0	0	0
		Sexual Assault With An Object	0	0	0
		Forcible Fondling	3	0	0
Offense Overview		Incest	0	0	0
Incident Total	254	Statutory Rape	1	1	0
Offense Total	304	Aggravated Assault	10	5	2
Group A Crimes per 100,000 population	1,831.0	Simple Assault	91	52	5
		Intimidation	11	2	0
		Human Trafficking, Commercial Sex Acts	0	0	0
		Human Trafficking, Involuntary Servitude	0	0	0
Arrest Overview		Crimes Against Property			
Total Arrests	182	Arson	0	0	0
Adult Arrests	165	Bribery	0	0	0
Juvenile Arrests	17	Burglary/Breaking & Entering	14	2	0
Unknown Age	0	Counterfeiting/Forgery	7	4	0
Arrests per 100,000 population	1,312.0	Destruction/Damage/Vandalism of Property	34	4	0
		Embezzlement	2	1	0
		Extortion/Blackmail	0	0	0
		False Pretenses/Swindle/Confidence Game	6	2	0
		Credit Card/Automatic Teller Fraud	5	2	1
		Impersonation	2	2	0
		Welfare Fraud	0	0	0
		Wire Fraud	2	0	0
		Identity Theft	0	0	0
		Hacking/Computer Invasion	1	0	0
		Robbery	2	1	0
		Pocket-picking	0	0	0
		Purse-snatching	0	0	0
		Shoplifting	8	5	0
		Theft From Building	2	0	0
		Theft From Coin Operated Machine or Device	0	0	0
		Theft From Motor Vehicle	14	0	0
		Theft of Motor Vehicle Parts/Accessories	5	0	0
		All Other Larceny	42	8	1
		Motor Vehicle Theft	3	1	0
		Stolen Property Offenses	3	2	0
		Crimes Against Society			
		Drug/Narcotic Violations	21	13	6
		Drug Equipment Violations	0	0	0
		Betting/Wagering	0	0	0
		Operating/Promoting/Assisting Gambling	0	0	0
		Gambling Equipment Violations	0	0	0
		Sports Tampering	0	0	0
		Pornography/Obscene Material	0	0	0
		Prostitution	0	0	0
		Assisting or Promoting Prostitution	0	0	0
		Purchasing Prostitution	0	0	0
		Weapon Law Violations	6	1	1
		Animal Cruelty	0	0	0
		Total Group A Offenses	304	110	16
Group B Arrests					
Offense	Adult	Juvenile			
Bad Checks	0	0			
Curfew/Loitering/Vagrancy Violations	0	0			
Disorderly Conduct	2	0			
Driving Under the Influence	8	0			
Drunkenness	10	0			
Family Offenses (Nonviolent)	0	0			
Liquor Law Violations	3	0			
Peeping Tom	0	0			
Runaway	0	1			
Trespass of Real Property	7	0			
All Other Offenses	25	0			
Total Group B	55	1			

(*) Offenses are counted using the FBI Units of Count for Crime

(**) The 'Arrests' column shows arrests made for incidents during the selected period, regardless of arrest date. Arrest counts for the same period may change over time.

La Crosse Police Department - VA0580400 - NIBRS Agency Crime Overview - 2019

2019 Population Estimate		576	Offenses (*)	Arrests (**)	
			Reported	Adult	Juvenile
Law Enforcement Employees			Group A Offenses		
			Crimes Against Persons		
Sworn Male	1		Murder and Nonnegligent Manslaughter	0	0
Sworn Female	0		Negligent Manslaughter	0	0
Civilian Male	0		Kidnapping/Abduction	0	0
Civilian Female	0		Forcible Rape	0	0
Total:	1		Forcible Sodomy	0	0
			Sexual Assault With An Object	0	0
			Forcible Fondling	0	0
			Incest	0	0
Offense Overview			Crimes Against Property		
Incident Total	2		Arson	0	0
Offense Total	2		Bribery	0	0
Group A Crimes per 100,000 population	347.2		Burglary/Breaking & Entering	1	0
			Counterfeiting/Forgery	0	0
			Destruction/Damage/Vandalism of Property	0	0
			Embezzlement	0	0
			Extortion/Blackmail	0	0
			False Pretenses/Swindle/Confidence Game	0	0
			Credit Card/Automatic Teller Fraud	0	0
			Impersonation	0	0
			Welfare Fraud	0	0
			Wire Fraud	0	0
			Identity Theft	0	0
			Hacking/Computer Invasion	0	0
			Robbery	0	0
			Pocket-picking	0	0
			Purse-snatching	0	0
			Shoplifting	0	0
			Theft From Building	0	0
			Theft From Coin Operated Machine or Device	0	0
			Theft From Motor Vehicle	0	0
			Theft of Motor Vehicle Parts/Accessories	0	0
			All Other Larceny	0	0
			Motor Vehicle Theft	0	0
			Stolen Property Offenses	0	0
			Crimes Against Society		
			Drug/Narcotic Violations	0	0
			Drug Equipment Violations	0	0
			Betting/Wagering	0	0
			Operating/Promoting/Assisting Gambling	0	0
			Gambling Equipment Violations	0	0
			Sports Tampering	0	0
			Pornography/Obscene Material	0	0
			Prostitution	0	0
			Assisting or Promoting Prostitution	0	0
			Purchasing Prostitution	0	0
			Weapon Law Violations	0	0
			Animal Cruelty	0	0
			Total Group A Offenses	2	1
					0
Group B Arrests					
Offense	Adult	Juvenile			
Bad Checks	0	0			
Curfew/Loitering/Vagrancy Violations	0	0			
Disorderly Conduct	0	0			
Driving Under the Influence	0	0			
Drunkenness	0	0			
Family Offenses (Nonviolent)	0	0			
Liquor Law Violations	0	0			
Peeping Tom	0	0			
Runaway	0	0			
Trespass of Real Property	0	0			
All Other Offenses	1	0			
Total Group B	1	0			

(*) Offenses are counted using the FBI Units of Count for Crime

(**) The 'Arrests' column shows arrests made for incidents during the selected period, regardless of arrest date. Arrest counts for the same period may change over time.

Lancaster CO Sheriff's Office - VA0510000 - NIBRS Agency Crime Overview - 2019

2019 Population Estimate	9,075	Offenses (*)	Arrests (**)	
		Reported	Adult	Juvenile
Law Enforcement Employees		Group A Offenses		
		Crimes Against Persons		
Sworn Male	29	Murder and Nonnegligent Manslaughter	1	0
Sworn Female	3	Negligent Manslaughter	0	0
Civilian Male	1	Kidnapping/Abduction	6	3
Civilian Female	8	Forcible Rape	7	2
Total:	41	Forcible Sodomy	2	0
		Sexual Assault With An Object	1	0
		Forcible Fondling	11	0
Offense Overview		Incest	1	0
Incident Total	310	Statutory Rape	0	0
Offense Total	382	Aggravated Assault	20	11
Group A Crimes per 100,000 population	3,416.0	Simple Assault	146	58
		Intimidation	7	2
		Human Trafficking, Commercial Sex Acts	0	0
		Human Trafficking, Involuntary Servitude	0	0
Arrest Overview		Crimes Against Property		
Total Arrests	274	Arson	0	0
Adult Arrests	267	Bribery	0	0
Juvenile Arrests	6	Burglary/Breaking & Entering	10	1
Unknown Age	1	Counterfeiting/Forgery	8	0
Arrests per 100,000 population	3,019.3	Destruction/Damage/Vandalism of Property	59	4
		Embezzlement	0	0
		Extortion/Blackmail	0	0
		False Pretenses/Swindle/Confidence Game	8	1
		Credit Card/Automatic Teller Fraud	6	0
		Impersonation	1	0
		Welfare Fraud	0	0
		Wire Fraud	2	0
		Identity Theft	2	0
		Hacking/Computer Invasion	0	0
		Robbery	0	0
		Pocket-picking	1	0
		Purse-snatching	0	0
		Shoplifting	1	1
		Theft From Building	15	0
		Theft From Coin Operated Machine or Device	0	0
		Theft From Motor Vehicle	3	0
		Theft of Motor Vehicle Parts/Accessories	1	0
		All Other Larceny	23	3
		Motor Vehicle Theft	2	0
		Stolen Property Offenses	0	0
		Crimes Against Society		
		Drug/Narcotic Violations	27	4
		Drug Equipment Violations	2	0
		Betting/Wagering	0	0
		Operating/Promoting/Assisting Gambling	0	0
		Gambling Equipment Violations	0	0
		Sports Tampering	0	0
		Pornography/Obscene Material	0	0
		Prostitution	1	0
		Assisting or Promoting Prostitution	0	0
		Purchasing Prostitution	0	0
		Weapon Law Violations	5	1
		Animal Cruelty	3	0
		Total Group A Offenses	382	91
				2
Group B Arrests				
Offense	Adult	Juvenile		
Bad Checks	1	0		
Curfew/Loitering/Vagrancy Violations	0	0		
Disorderly Conduct	3	0		
Driving Under the Influence	13	0		
Drunkenness	8	0		
Family Offenses (Nonviolent)	0	0		
Liquor Law Violations	0	0		
Peeping Tom	0	0		
Runaway	0	0		
Trespass of Real Property	6	0		
All Other Offenses	145	4		
Total Group B	176	4		

(*) Offenses are counted using the FBI Units of Count for Crime

(**) The 'Arrests' column shows arrests made for incidents during the selected period, regardless of arrest date. Arrest counts for the same period may change over time.

Lawrenceville Police Dept - VA0130100 - NIBRS Agency Crime Overview - 2019

2019 Population Estimate	1,034	Offenses (*)	Arrests (**)		
		Reported	Adult	Juvenile	
Law Enforcement Employees		Group A Offenses			
		Crimes Against Persons			
Sworn Male	5	Murder and Nonnegligent Manslaughter	0	0	0
Sworn Female	1	Negligent Manslaughter	0	0	0
Civilian Male	0	Kidnapping/Abduction	0	0	0
Civilian Female	0	Forcible Rape	0	0	0
Total:	6	Forcible Sodomy	0	0	0
		Sexual Assault With An Object	0	0	0
		Forcible Fondling	1	0	0
Offense Overview		Incest	0	0	0
Incident Total	24	Statutory Rape	0	0	0
Offense Total	24	Aggravated Assault	1	0	0
Group A Crimes per 100,000 population	2,321.1	Simple Assault	1	1	0
		Intimidation	0	0	0
		Human Trafficking, Commercial Sex Acts	0	0	0
		Human Trafficking, Involuntary Servitude	0	0	0
Arrest Overview		Crimes Against Property			
Total Arrests	20	Arson	0	0	0
Adult Arrests	20	Bribery	0	0	0
Juvenile Arrests	0	Burglary/Breaking & Entering	1	0	0
Unknown Age	0	Counterfeiting/Forgery	6	1	0
Arrests per 100,000 population	1,934.2	Destruction/Damage/Vandalism of Property	0	0	0
		Embezzlement	0	0	0
		Extortion/Blackmail	0	0	0
		False Pretenses/Swindle/Confidence Game	0	0	0
		Credit Card/Automatic Teller Fraud	2	0	0
		Impersonation	1	0	0
		Welfare Fraud	0	0	0
		Wire Fraud	0	0	0
		Identity Theft	0	0	0
		Hacking/Computer Invasion	0	0	0
		Robbery	0	0	0
		Pocket-picking	1	0	0
		Purse-snatching	0	0	0
		Shoplifting	4	3	0
		Theft From Building	0	0	0
		Theft From Coin Operated Machine or Device	1	0	0
		Theft From Motor Vehicle	0	0	0
		Theft of Motor Vehicle Parts/Accessories	0	0	0
		All Other Larceny	2	0	0
		Motor Vehicle Theft	1	1	0
		Stolen Property Offenses	0	0	0
		Crimes Against Society			
		Drug/Narcotic Violations	0	0	0
		Drug Equipment Violations	0	0	0
		Betting/Wagering	0	0	0
		Operating/Promoting/Assisting Gambling	0	0	0
		Gambling Equipment Violations	0	0	0
		Sports Tampering	0	0	0
		Pornography/Obscene Material	0	0	0
		Prostitution	0	0	0
		Assisting or Promoting Prostitution	0	0	0
		Purchasing Prostitution	0	0	0
		Weapon Law Violations	2	2	0
		Animal Cruelty	0	0	0
		Total Group A Offenses	24	8	0
Group B Arrests					
Offense	Adult	Juvenile			
Bad Checks	0	0			
Curfew/Loitering/Vagrancy Violations	0	0			
Disorderly Conduct	0	0			
Driving Under the Influence	1	0			
Drunkenness	1	0			
Family Offenses (Nonviolent)	0	0			
Liquor Law Violations	0	0			
Peeping Tom	0	0			
Runaway	0	0			
Trespass of Real Property	1	0			
All Other Offenses	9	0			
Total Group B	12	0			

(*) Offenses are counted using the FBI Units of Count for Crime

(**) The 'Arrests' column shows arrests made for incidents during the selected period, regardless of arrest date. Arrest counts for the same period may change over time.

Lebanon Police Department - VA0830100 - NIBRS Agency Crime Overview - 2019

2019 Population Estimate	3,178	Offenses (*)	Arrests (**)		
		Reported	Adult	Juvenile	
Law Enforcement Employees		Group A Offenses			
		Crimes Against Persons			
Sworn Male	13	Murder and Nonnegligent Manslaughter	0	0	0
Sworn Female	1	Negligent Manslaughter	0	0	0
Civilian Male	0	Kidnapping/Abduction	1	1	0
Civilian Female	1	Forcible Rape	3	1	0
Total:	15	Forcible Sodomy	2	0	0
		Sexual Assault With An Object	1	0	0
		Forcible Fondling	0	0	0
		Incest	0	0	0
Offense Overview		Statutory Rape	0	0	0
Incident Total	221	Aggravated Assault	4	2	0
Offense Total	252	Simple Assault	25	21	0
Group A Crimes per 100,000 population	6,954.1	Intimidation	0	0	0
		Human Trafficking, Commercial Sex Acts	0	0	0
		Human Trafficking, Involuntary Servitude	0	0	0
Arrest Overview		Crimes Against Property			
Total Arrests	222	Arson	0	0	0
Adult Arrests	214	Bribery	0	0	0
Juvenile Arrests	8	Burglary/Breaking & Entering	6	0	0
Unknown Age	0	Counterfeiting/Forgery	9	2	0
Arrests per 100,000 population	6,985.5	Destruction/Damage/Vandalism of Property	14	2	1
		Embezzlement	3	2	0
		Extortion/Blackmail	0	0	0
		False Pretenses/Swindle/Confidence Game	6	2	0
		Credit Card/Automatic Teller Fraud	2	0	0
		Impersonation	0	0	0
		Welfare Fraud	0	0	0
		Wire Fraud	2	0	0
		Identity Theft	1	0	0
		Hacking/Computer Invasion	0	0	0
		Robbery	1	0	0
		Pocket-picking	0	0	0
		Purse-snatching	0	0	0
		Shoplifting	87	70	4
		Theft From Building	2	0	0
		Theft From Coin Operated Machine or Device	0	0	0
		Theft From Motor Vehicle	5	0	0
		Theft of Motor Vehicle Parts/Accessories	0	0	0
		All Other Larceny	27	3	0
		Motor Vehicle Theft	2	1	0
		Stolen Property Offenses	1	0	0
		Crimes Against Society			
		Drug/Narcotic Violations	35	23	0
		Drug Equipment Violations	10	5	0
		Betting/Wagering	0	0	0
		Operating/Promoting/Assisting Gambling	0	0	0
		Gambling Equipment Violations	0	0	0
		Sports Tampering	0	0	0
		Pornography/Obscene Material	0	0	0
		Prostitution	0	0	0
		Assisting or Promoting Prostitution	0	0	0
		Purchasing Prostitution	0	0	0
		Weapon Law Violations	3	0	0
		Animal Cruelty	0	0	0
		Total Group A Offenses	252	135	5
		Group B Arrests			
Offense		Adult	Juvenile		
Bad Checks	0	0			
Curfew/Loitering/Vagrancy Violations	0	0			
Disorderly Conduct	0	0			
Driving Under the Influence	9	1			
Drunkenness	34	1			
Family Offenses (Nonviolent)	0	0			
Liquor Law Violations	0	0			
Peeping Tom	0	0			
Runaway	0	0			
Trespass of Real Property	5	0			
All Other Offenses	31	1			
Total Group B	79	3			

(*) Offenses are counted using the FBI Units of Count for Crime

(**) The 'Arrests' column shows arrests made for incidents during the selected period, regardless of arrest date. Arrest counts for the same period may change over time.

Lee County Sheriffs Office - VA0520000 - NIBRS Agency Crime Overview - 2019

2019 Population Estimate	21,137	Offenses (*)	Arrests (**)		
		Reported	Adult	Juvenile	
Law Enforcement Employees		Group A Offenses			
Sworn Male	27	Crimes Against Persons			
Sworn Female	7	Murder and Nonnegligent Manslaughter	1	0	0
Civilian Male	0	Negligent Manslaughter	0	0	0
Civilian Female	0	Kidnapping/Abduction	3	5	0
Total:	34	Forcible Rape	0	0	0
		Forcible Sodomy	0	0	0
Offense Overview		Sexual Assault With An Object	5	1	0
Incident Total	310	Forcible Fondling	0	0	0
Offense Total	360	Incest	0	0	0
Group A Crimes per 100,000 population	1,466.6	Statutory Rape	0	0	0
		Aggravated Assault	19	10	0
Arrest Overview		Simple Assault	51	38	0
Total Arrests	333	Intimidation	0	0	0
Adult Arrests	333	Human Trafficking, Commercial Sex Acts	0	0	0
Juvenile Arrests	0	Human Trafficking, Involuntary Servitude	0	0	0
Unknown Age	0	Crimes Against Property			
Arrests per 100,000 population	1,575.4	Arson	1	0	0
		Bribery	0	0	0
		Burglary/Breaking & Entering	12	1	0
		Counterfeiting/Forgery	4	0	0
		Destruction/Damage/Vandalism of Property	48	9	0
		Embezzlement	1	0	0
		Extortion/Blackmail	0	0	0
		False Pretenses/Swindle/Confidence Game	14	1	0
		Credit Card/Automatic Teller Fraud	6	2	0
		Impersonation	0	0	0
		Welfare Fraud	0	0	0
		Wire Fraud	1	0	0
		Identity Theft	0	0	0
		Hacking/Computer Invasion	0	0	0
		Robbery	2	0	0
		Pocket-picking	0	0	0
		Purse-snatching	6	0	0
		Shoplifting	22	14	0
		Theft From Building	37	0	0
		Theft From Coin Operated Machine or Device	0	0	0
		Theft From Motor Vehicle	8	0	0
		Theft of Motor Vehicle Parts/Accessories	0	0	0
		All Other Larceny	37	9	0
		Motor Vehicle Theft	1	0	0
		Stolen Property Offenses	3	1	0
		Crimes Against Society			
		Drug/Narcotic Violations	54	53	0
		Drug Equipment Violations	14	3	0
		Betting/Wagering	0	0	0
		Operating/Promoting/Assisting Gambling	0	0	0
		Gambling Equipment Violations	0	0	0
		Sports Tampering	0	0	0
		Pornography/Obscene Material	0	0	0
		Prostitution	0	0	0
		Assisting or Promoting Prostitution	0	0	0
		Purchasing Prostitution	0	0	0
		Weapon Law Violations	10	6	0
		Animal Cruelty	0	0	0
		Total Group A Offenses	360	153	0
Group B Arrests					
Offense	Adult	Juvenile			
Bad Checks	1	0			
Curfew/Loitering/Vagrancy Violations	0	0			
Disorderly Conduct	1	0			
Driving Under the Influence	13	0			
Drunkenness	41	0			
Family Offenses (Nonviolent)	2	0			
Liquor Law Violations	1	0			
Peeping Tom	0	0			
Runaway	0	0			
Trespass of Real Property	7	0			
All Other Offenses	114	0			
Total Group B	180	0			

(*) Offenses are counted using the FBI Units of Count for Crime

(**) The 'Arrests' column shows arrests made for incidents during the selected period, regardless of arrest date. Arrest counts for the same period may change over time.

Leesburg Police Department - VA0530100 - NIBRS Agency Crime Overview - 2019

2019 Population Estimate	53,917	Offenses (*)	Arrests (**)		
		Reported	Adult	Juvenile	
Law Enforcement Employees		Group A Offenses			
Sworn Male	70	Crimes Against Persons			
Sworn Female	10	Murder and Nonnegligent Manslaughter	0	0	0
Civilian Male	3	Negligent Manslaughter	0	0	0
Civilian Female	13	Kidnapping/Abduction	9	1	0
Total:	96	Forcible Rape	10	1	0
		Forcible Sodomy	6	0	0
		Sexual Assault With An Object	4	0	0
		Forcible Fondling	34	1	5
Offense Overview		Incest	0	1	0
Incident Total	2,016	Statutory Rape	2	0	0
Offense Total	2,458	Aggravated Assault	65	18	1
Group A Crimes per 100,000 population	3,739.1	Simple Assault	390	107	3
		Intimidation	82	5	0
		Human Trafficking, Commercial Sex Acts	0	0	0
		Human Trafficking, Involuntary Servitude	0	0	0
Arrest Overview		Crimes Against Property			
Total Arrests	893	Arson	1	0	0
Adult Arrests	857	Bribery	0	0	0
Juvenile Arrests	36	Burglary/Breaking & Entering	22	3	0
Unknown Age	0	Counterfeiting/Forgery	27	1	0
Arrests per 100,000 population	1,656.2	Destruction/Damage/Vandalism of Property	202	6	1
		Embezzlement	16	10	0
		Extortion/Blackmail	15	0	0
		False Pretenses/Swindle/Confidence Game	90	8	0
		Credit Card/Automatic Teller Fraud	86	2	0
		Impersonation	41	15	0
		Welfare Fraud	0	0	0
		Wire Fraud	64	1	0
		Identity Theft	41	0	0
		Hacking/Computer Invasion	4	1	0
		Robbery	19	12	6
		Pocket-picking	3	0	0
		Purse-snatching	1	0	0
		Shoplifting	178	56	1
		Theft From Building	126	3	0
		Theft From Coin Operated Machine or Device	0	0	0
		Theft From Motor Vehicle	97	2	0
		Theft of Motor Vehicle Parts/Accessories	30	0	0
		All Other Larceny	101	7	1
		Motor Vehicle Theft	19	4	0
		Stolen Property Offenses	5	2	0
		Crimes Against Society			
		Drug/Narcotic Violations	368	216	2
		Drug Equipment Violations	240	0	0
		Betting/Wagering	0	0	0
		Operating/Promoting/Assisting Gambling	0	0	0
		Gambling Equipment Violations	0	0	0
		Sports Tampering	0	0	0
		Pornography/Obscene Material	35	4	0
		Prostitution	1	0	0
		Assisting or Promoting Prostitution	1	0	0
		Purchasing Prostitution	0	0	0
		Weapon Law Violations	23	9	0
		Animal Cruelty	0	0	0
		Total Group A Offenses	2,458	496	20
Group B Arrests					
Offense	Adult	Juvenile			
Bad Checks	1	0			
Curfew/Loitering/Vagrancy Violations	0	0			
Disorderly Conduct	10	1			
Driving Under the Influence	116	0			
Drunkenness	166	0			
Family Offenses (Nonviolent)	2	0			
Liquor Law Violations	29	2			
Peeping Tom	0	0			
Runaway	0	10			
Trespass of Real Property	0	0			
All Other Offenses	37	3			
Total Group B	361	16			

(*) Offenses are counted using the FBI Units of Count for Crime

(**) The 'Arrests' column shows arrests made for incidents during the selected period, regardless of arrest date. Arrest counts for the same period may change over time.

Lexington Police Department - VA0810200 - NIBRS Agency Crime Overview - 2019

2019 Population Estimate		7,432	Offenses (*)	Arrests (**)	
Law Enforcement Employees			Reported	Adult	Juvenile
Group A Offenses					
Crimes Against Persons					
Sworn Male	15	Murder and Nonnegligent Manslaughter	0	0	0
Sworn Female	3	Negligent Manslaughter	0	0	0
Civilian Male	0	Kidnapping/Abduction	1	1	0
Civilian Female	3	Forcible Rape	1	0	0
Total:	21	Forcible Sodomy	0	0	0
Offense Overview					
Incident Total	109	Sexual Assault With An Object	0	0	0
Offense Total	122	Forcible Fondling	1	0	0
Group A Crimes per 100,000 population	1,466.6	Incest	0	0	0
Arrest Overview					
Total Arrests	90	Statutory Rape	0	0	0
Adult Arrests	83	Aggravated Assault	5	4	0
Juvenile Arrests	7	Simple Assault	24	11	1
Unknown Age	0	Intimidation	1	0	0
Arrests per 100,000 population	1,211.0	Human Trafficking, Commercial Sex Acts	0	0	0
Group B Arrests					
Offense					
	Adult	Juvenile			
Bad Checks	0	0	Human Trafficking, Involuntary Servitude	0	0
Curfew/Loitering/Vagrancy Violations	0	0	Crimes Against Property		
Disorderly Conduct	2	0	Arson	0	0
Driving Under the Influence	10	0	Bribery	0	0
Drunkenness	13	0	Burglary/Breaking & Entering	3	0
Family Offenses (Nonviolent)	2	0	Counterfeiting/Forgery	2	1
Liquor Law Violations	6	1	Destruction/Damage/Vandalism of Property	18	0
Peeping Tom	0	0	Embezzlement	2	0
Runaway	0	0	Extortion/Blackmail	0	0
Trespass of Real Property	0	0	False Pretenses/Swindle/Confidence Game	7	1
All Other Offenses	4	2	Credit Card/Automatic Teller Fraud	2	0
Total Group B	37	3	Impersonation	2	0
Group A Offenses					
Crimes Against Society					
Drug/Narcotic Violations			25	18	2
Drug Equipment Violations			2	0	0
Betting/Wagering			0	0	0
Operating/Promoting/Assisting Gambling			0	0	0
Gambling Equipment Violations			0	0	0
Sports Tampering			0	0	0
Pornography/Obscene Material			0	0	0
Prostitution			0	0	0
Assisting or Promoting Prostitution			0	0	0
Purchasing Prostitution			0	0	0
Weapon Law Violations			1	0	0
Animal Cruelty			0	0	0
Total Group A Offenses			122	46	4

(*) Offenses are counted using the FBI Units of Count for Crime

(**) The 'Arrests' column shows arrests made for incidents during the selected period, regardless of arrest date. Arrest counts for the same period may change over time.

Loudoun County Sheriff's Office - VA0530000 - NIBRS Agency Crime Overview - 2019

2019 Population Estimate	348,763	Offenses (*)	Arrests (**)	
		Reported	Adult	Juvenile
Law Enforcement Employees		Group A Offenses		
		Crimes Against Persons		
Sworn Male	485	Murder and Nonnegligent Manslaughter	0	0
Sworn Female	73	Negligent Manslaughter	2	0
Civilian Male	29	Kidnapping/Abduction	54	14
Civilian Female	94	Forcible Rape	51	3
Total:	681	Forcible Sodomy	24	2
		Sexual Assault With An Object	96	12
		Forcible Fondling	22	5
		Incest	0	0
Offense Overview		Statutory Rape	0	0
Incident Total	7,399	Aggravated Assault	191	137
Offense Total	8,620	Simple Assault	1,773	448
Group A Crimes per 100,000 population	2,121.5	Intimidation	336	35
		Human Trafficking, Commercial Sex Acts	0	0
		Human Trafficking, Involuntary Servitude	0	0
Arrest Overview		Crimes Against Property		
Total Arrests	5,090	Arson	24	4
Adult Arrests	4,878	Bribery	0	0
Juvenile Arrests	208	Burglary/Breaking & Entering	139	44
Unknown Age	4	Counterfeiting/Forgery	124	26
Arrests per 100,000 population	1,459.4	Destruction/Damage/Vandalism of Property	1,026	40
		Embezzlement	67	36
		Extortion/Blackmail	26	0
		False Pretenses/Swindle/Confidence Game	550	34
		Credit Card/Automatic Teller Fraud	240	3
		Impersonation	195	6
		Welfare Fraud	30	0
		Wire Fraud	8	1
		Identity Theft	167	7
		Hacking/Computer Invasion	11	1
		Robbery	36	19
		Pocket-picking	6	0
		Purse-snatching	8	1
		Shoplifting	585	373
		Theft From Building	236	15
		Theft From Coin Operated Machine or Device	0	0
		Theft From Motor Vehicle	329	6
		Theft of Motor Vehicle Parts/Accessories	55	3
		All Other Larceny	879	117
		Motor Vehicle Theft	157	34
		Stolen Property Offenses	16	7
		Crimes Against Society		
		Drug/Narcotic Violations	901	508
		Drug Equipment Violations	79	11
		Betting/Wagering	0	0
		Operating/Promoting/Assisting Gambling	0	0
		Gambling Equipment Violations	0	0
		Sports Tampering	0	0
		Pornography/Obscene Material	54	4
		Prostitution	2	0
		Assisting or Promoting Prostitution	5	5
		Purchasing Prostitution	2	0
		Weapon Law Violations	110	49
		Animal Cruelty	4	3
		Total Group A Offenses	8,620	2,013
				125

Group B Arrests	Adult	Juvenile
Bad Checks	2	0
Curfew/Loitering/Vagrancy Violations	0	0
Disorderly Conduct	22	2
Driving Under the Influence	407	3
Drunkenness	561	0
Family Offenses (Nonviolent)	0	0
Liquor Law Violations	51	2
Peeping Tom	2	0
Runaway	0	0
Trespass of Real Property	51	4
All Other Offenses	1,769	72
Total Group B	2,865	83

(*) Offenses are counted using the FBI Units of Count for Crime

(**) The 'Arrests' column shows arrests made for incidents during the selected period, regardless of arrest date. Arrest counts for the same period may change over time.

Louisa Co. Sheriff Office¹¹ - VA0540000 - NIBRS Agency Crime Overview - 2019

2019 Population Estimate	34,918	Offenses (*)	Arrests (**)		
Group A Offenses		Reported	Adult	Juvenile	
Law Enforcement Employees		Crimes Against Persons			
Sworn Male	43	Murder and Nonnegligent Manslaughter	5	1	0
Sworn Female	3	Negligent Manslaughter	0	0	0
Civilian Male	5	Kidnapping/Abduction	8	4	0
Civilian Female	12	Forcible Rape	7	0	0
Total:	63	Forcible Sodomy	0	0	0
		Sexual Assault With An Object	3	0	0
		Forcible Fondling	14	0	0
Offense Overview		Incest	0	0	0
Incident Total	861	Statutory Rape	1	0	0
Offense Total	964	Aggravated Assault	23	14	0
Group A Crimes per 100,000 population	2,465.8	Simple Assault	135	60	0
		Intimidation	11	2	0
		Human Trafficking, Commercial Sex Acts	0	0	0
		Human Trafficking, Involuntary Servitude	0	0	0
Arrest Overview		Crimes Against Property			
Total Arrests	245	Arson	4	0	0
Adult Arrests	242	Bribery	0	0	0
Juvenile Arrests	3	Burglary/Breaking & Entering	30	0	0
Unknown Age	0	Counterfeiting/Forgery	15	1	0
Arrests per 100,000 population	701.6	Destruction/Damage/Vandalism of Property	172	4	0
		Embezzlement	3	0	0
		Extortion/Blackmail	0	0	0
		False Pretenses/Swindle/Confidence Game	24	0	0
		Credit Card/Automatic Teller Fraud	10	0	0
		Impersonation	20	3	0
		Welfare Fraud	0	0	0
		Wire Fraud	5	0	0
		Identity Theft	0	0	0
		Hacking/Computer Invasion	0	0	0
		Robbery	2	1	0
		Pocket-picking	11	5	0
		Purse-snatching	0	0	0
		Shoplifting	38	8	1
		Theft From Building	38	1	0
		Theft From Coin Operated Machine or Device	0	0	0
		Theft From Motor Vehicle	61	0	0
		Theft of Motor Vehicle Parts/Accessories	3	0	0
		All Other Larceny	130	5	0
		Motor Vehicle Theft	32	2	0
		Stolen Property Offenses	0	0	0
		Crimes Against Society			
		Drug/Narcotic Violations	111	52	1
		Drug Equipment Violations	5	2	0
		Betting/Wagering	0	0	0
		Operating/Promoting/Assisting Gambling	0	0	0
		Gambling Equipment Violations	0	0	0
		Sports Tampering	0	0	0
		Pornography/Obscene Material	12	0	0
		Prostitution	0	0	0
		Assisting or Promoting Prostitution	0	0	0
		Purchasing Prostitution	0	0	0
		Weapon Law Violations	31	4	0
		Animal Cruelty	0	0	0
		Total Group A Offenses	964	169	2
Group B Arrests					
Offense	Adult	Juvenile			
Bad Checks	1	0			
Curfew/Loitering/Vagrancy Violations	0	0			
Disorderly Conduct	2	0			
Driving Under the Influence	15	0			
Drunkenness	25	0			
Family Offenses (Nonviolent)	0	0			
Liquor Law Violations	7	1			
Peeping Tom	0	0			
Runaway	0	0			
Trespass of Real Property	4	0			
All Other Offenses	19	0			
Total Group B	73	1			

(*) Offenses are counted using the FBI Units of Count for Crime

(**) The 'Arrests' column shows arrests made for incidents during the selected period, regardless of arrest date. Arrest counts for the same period may change over time.

Louisa Police Department - VA0540100 - NIBRS Agency Crime Overview - 2019

2019 Population Estimate	1,702	Offenses (*)	Arrests (**)		
		Reported	Adult	Juvenile	
Law Enforcement Employees		Group A Offenses			
Sworn Male	3	Crimes Against Persons			
Sworn Female	1	Murder and Nonnegligent Manslaughter	0	0	0
Civilian Male	0	Negligent Manslaughter	0	0	0
Civilian Female	0	Kidnapping/Abduction	0	1	0
Total:	4	Forcible Rape	0	0	0
		Forcible Sodomy	0	0	0
		Sexual Assault With An Object	0	0	0
		Forcible Fondling	0	0	0
Offense Overview		Incest	0	0	0
Incident Total	81	Statutory Rape	0	0	0
Offense Total	86	Aggravated Assault	1	0	0
Group A Crimes per 100,000 population	4,759.1	Simple Assault	12	1	0
		Intimidation	0	0	0
		Human Trafficking, Commercial Sex Acts	0	0	0
		Human Trafficking, Involuntary Servitude	0	0	0
Arrest Overview		Crimes Against Property			
Total Arrests	18	Arson	0	0	0
Adult Arrests	18	Bribery	0	0	0
Juvenile Arrests	0	Burglary/Breaking & Entering	0	0	0
Unknown Age	0	Counterfeiting/Forgery	3	0	0
Arrests per 100,000 population	1,057.6	Destruction/Damage/Vandalism of Property	4	0	0
		Embezzlement	1	0	0
		Extortion/Blackmail	0	0	0
		False Pretenses/Swindle/Confidence Game	3	0	0
		Credit Card/Automatic Teller Fraud	0	0	0
		Impersonation	2	1	0
		Welfare Fraud	0	0	0
		Wire Fraud	0	0	0
		Identity Theft	0	0	0
		Hacking/Computer Invasion	0	0	0
		Robbery	0	0	0
		Pocket-picking	9	2	0
		Purse-snatching	0	0	0
		Shoplifting	14	1	0
		Theft From Building	4	0	0
		Theft From Coin Operated Machine or Device	0	0	0
		Theft From Motor Vehicle	1	0	0
		Theft of Motor Vehicle Parts/Accessories	2	0	0
		All Other Larceny	11	1	0
		Motor Vehicle Theft	3	0	0
		Stolen Property Offenses	0	0	0
		Crimes Against Society			
		Drug/Narcotic Violations	14	2	0
		Drug Equipment Violations	0	0	0
		Betting/Wagering	0	0	0
		Operating/Promoting/Assisting Gambling	0	0	0
		Gambling Equipment Violations	0	0	0
		Sports Tampering	0	0	0
		Pornography/Obscene Material	0	0	0
		Prostitution	0	0	0
		Assisting or Promoting Prostitution	0	0	0
		Purchasing Prostitution	0	0	0
		Weapon Law Violations	2	1	0
		Animal Cruelty	0	0	0
		Total Group A Offenses	86	10	0
Group B Arrests					
Offense	Adult	Juvenile			
Bad Checks	0	0			
Curfew/Loitering/Vagrancy Violations	0	0			
Disorderly Conduct	0	0			
Driving Under the Influence	2	0			
Drunkenness	4	0			
Family Offenses (Nonviolent)	0	0			
Liquor Law Violations	0	0			
Peeping Tom	0	0			
Runaway	0	0			
Trespass of Real Property	1	0			
All Other Offenses	1	0			
Total Group B	8	0			

(*) Offenses are counted using the FBI Units of Count for Crime

(**) The 'Arrests' column shows arrests made for incidents during the selected period, regardless of arrest date. Arrest counts for the same period may change over time.

Lunenburg CO Sheriff's Office - VA0550000 - NIBRS Agency Crime Overview - 2019

2019 Population Estimate	9,441	Offenses (*)	Arrests (**)		
		Reported	Adult	Juvenile	
Law Enforcement Employees		Group A Offenses			
		Crimes Against Persons			
Sworn Male	10	Murder and Nonnegligent Manslaughter	3	2	0
Sworn Female	3	Negligent Manslaughter	0	0	0
Civilian Male	1	Kidnapping/Abduction	0	0	0
Civilian Female	5	Forcible Rape	2	0	0
Total:	19	Forcible Sodomy	1	0	0
		Sexual Assault With An Object	2	0	0
		Forcible Fondling	2	1	2
		Incest	0	0	0
Offense Overview		Statutory Rape	0	0	0
Incident Total	221	Aggravated Assault	11	4	1
Offense Total	260	Simple Assault	64	27	13
Group A Crimes per 100,000 population	2,340.9	Intimidation	5	2	1
		Human Trafficking, Commercial Sex Acts	1	0	0
		Human Trafficking, Involuntary Servitude	0	0	0
Arrest Overview		Crimes Against Property			
Total Arrests	152	Arson	0	0	0
Adult Arrests	113	Bribery	0	0	0
Juvenile Arrests	39	Burglary/Breaking & Entering	18	1	2
Unknown Age	0	Counterfeiting/Forgery	1	0	0
Arrests per 100,000 population	1,610.0	Destruction/Damage/Vandalism of Property	14	4	0
		Embezzlement	0	0	0
		Extortion/Blackmail	0	0	0
		False Pretenses/Swindle/Confidence Game	4	0	0
		Credit Card/Automatic Teller Fraud	2	0	0
		Impersonation	0	0	0
		Welfare Fraud	0	0	0
		Wire Fraud	0	0	0
		Identity Theft	0	0	0
		Hacking/Computer Invasion	0	0	0
		Robbery	1	1	0
		Pocket-picking	0	0	0
		Purse-snatching	0	0	0
		Shoplifting	0	0	0
		Theft From Building	0	0	0
		Theft From Coin Operated Machine or Device	0	0	0
		Theft From Motor Vehicle	3	0	0
		Theft of Motor Vehicle Parts/Accessories	1	0	0
		All Other Larceny	16	1	0
		Motor Vehicle Theft	2	0	0
		Stolen Property Offenses	1	0	0
		Crimes Against Society			
		Drug/Narcotic Violations	96	17	0
		Drug Equipment Violations	0	0	0
		Betting/Wagering	0	0	0
		Operating/Promoting/Assisting Gambling	0	0	0
		Gambling Equipment Violations	0	0	0
		Sports Tampering	0	0	0
		Pornography/Obscene Material	0	0	0
		Prostitution	0	0	0
		Assisting or Promoting Prostitution	0	0	0
		Purchasing Prostitution	0	0	0
		Weapon Law Violations	10	3	2
		Animal Cruelty	0	0	0
		Total Group A Offenses	260	63	21
Group B Arrests					
Offense	Adult	Juvenile			
Bad Checks	0	0			
Curfew/Loitering/Vagrancy Violations	0	0			
Disorderly Conduct	1	0			
Driving Under the Influence	6	0			
Drunkenness	4	0			
Family Offenses (Nonviolent)	0	0			
Liquor Law Violations	6	15			
Peeping Tom	0	0			
Runaway	0	0			
Trespass of Real Property	4	0			
All Other Offenses	29	3			
Total Group B	50	18			

(*) Offenses are counted using the FBI Units of Count for Crime

(**) The 'Arrests' column shows arrests made for incidents during the selected period, regardless of arrest date. Arrest counts for the same period may change over time.

Luray Police Department - VA0690100 - NIBRS Agency Crime Overview - 2019

2019 Population Estimate	4,858	Offenses (*)	Arrests (**)	
		Reported	Adult	Juvenile
Law Enforcement Employees		Group A Offenses		
		Crimes Against Persons		
Sworn Male	12	Murder and Nonnegligent Manslaughter	0	0
Sworn Female	0	Negligent Manslaughter	0	0
Civilian Male	0	Kidnapping/Abduction	5	6
Civilian Female	1	Forcible Rape	1	0
Total:	13	Forcible Sodomy	0	0
		Sexual Assault With An Object	0	0
		Forcible Fondling	0	0
		Incest	0	0
Offense Overview		Statutory Rape	0	0
Incident Total	332	Aggravated Assault	10	4
Offense Total	367	Simple Assault	32	20
Group A Crimes per 100,000 population	6,834.1	Intimidation	1	0
		Human Trafficking, Commercial Sex Acts	0	0
		Human Trafficking, Involuntary Servitude	0	0
Arrest Overview		Crimes Against Property		
Total Arrests	211	Arson	0	0
Adult Arrests	192	Bribery	1	0
Juvenile Arrests	19	Burglary/Breaking & Entering	13	1
Unknown Age	0	Counterfeiting/Forgery	16	2
Arrests per 100,000 population	4,343.4	Destruction/Damage/Vandalism of Property	30	1
		Embezzlement	1	0
		Extortion/Blackmail	0	0
		False Pretenses/Swindle/Confidence Game	17	5
		Credit Card/Automatic Teller Fraud	2	0
		Impersonation	0	0
		Welfare Fraud	0	0
		Wire Fraud	2	0
		Identity Theft	2	0
		Hacking/Computer Invasion	0	0
		Robbery	0	0
		Pocket-picking	0	0
		Purse-snatching	0	0
		Shoplifting	36	24
		Theft From Building	10	1
		Theft From Coin Operated Machine or Device	1	0
		Theft From Motor Vehicle	34	2
		Theft of Motor Vehicle Parts/Accessories	0	0
		All Other Larceny	44	12
		Motor Vehicle Theft	1	0
		Stolen Property Offenses	1	0
		Crimes Against Society		
		Drug/Narcotic Violations	91	54
		Drug Equipment Violations	10	0
		Betting/Wagering	0	0
		Operating/Promoting/Assisting Gambling	0	0
		Gambling Equipment Violations	0	0
		Sports Tampering	0	0
		Pornography/Obscene Material	1	1
		Prostitution	0	0
		Assisting or Promoting Prostitution	0	0
		Purchasing Prostitution	0	0
		Weapon Law Violations	5	0
		Animal Cruelty	0	0
		Total Group A Offenses	367	134
			11	
Group B Arrests				
Offense		Adult	Juvenile	
Bad Checks	0	0		
Curfew/Loitering/Vagrancy Violations	0	3		
Disorderly Conduct	2	0		
Driving Under the Influence	12	0		
Drunkenness	16	1		
Family Offenses (Nonviolent)	2	0		
Liquor Law Violations	1	1		
Peeping Tom	0	0		
Runaway	0	0		
Trespass of Real Property	4	0		
All Other Offenses	21	3		
Total Group B	58	8		

(*) Offenses are counted using the FBI Units of Count for Crime

(**) The 'Arrests' column shows arrests made for incidents during the selected period, regardless of arrest date. Arrest counts for the same period may change over time.

Lynchburg Police Department - VA1140000 - NIBRS Agency Crime Overview - 2019

2019 Population Estimate	80,783	Offenses (*)	Arrests (**)		
		Reported	Adult	Juvenile	
Law Enforcement Employees		Group A Offenses			
		Crimes Against Persons			
Sworn Male	141	Murder and Nonnegligent Manslaughter	2	2	2
Sworn Female	24	Negligent Manslaughter	2	0	0
Civilian Male	4	Kidnapping/Abduction	69	46	1
Civilian Female	20	Forcible Rape	30	2	1
Total:	189	Forcible Sodomy	6	1	1
		Sexual Assault With An Object	0	2	0
		Forcible Fondling	51	2	0
Offense Overview		Incest	0	0	0
Incident Total	5,100	Statutory Rape	0	0	0
Offense Total	6,507	Aggravated Assault	221	71	2
Group A Crimes per 100,000 population	6,313.2	Simple Assault	1,318	479	15
		Intimidation	224	16	2
		Human Trafficking, Commercial Sex Acts	0	0	0
		Human Trafficking, Involuntary Servitude	0	0	0
Arrest Overview		Crimes Against Property			
Total Arrests	5,087	Arson	11	3	1
Adult Arrests	4,835	Bribery	1	0	0
Juvenile Arrests	252	Burglary/Breaking & Entering	270	35	3
Unknown Age	0	Counterfeiting/Forgery	49	20	0
Arrests per 100,000 population	6,297.1	Destruction/Damage/Vandalism of Property	676	43	0
		Embezzlement	38	15	0
		Extortion/Blackmail	3	0	0
		False Pretenses/Swindle/Confidence Game	162	16	0
		Credit Card/Automatic Teller Fraud	113	0	0
		Impersonation	49	25	0
		Welfare Fraud	1	0	0
		Wire Fraud	0	0	0
		Identity Theft	11	0	0
		Hacking/Computer Invasion	0	0	0
		Robbery	60	19	7
		Pocket-picking	4	1	0
		Purse-snatching	2	0	0
		Shoplifting	340	223	6
		Theft From Building	0	0	0
		Theft From Coin Operated Machine or Device	1	0	0
		Theft From Motor Vehicle	376	0	0
		Theft of Motor Vehicle Parts/Accessories	78	0	0
		All Other Larceny	627	55	11
		Motor Vehicle Theft	165	18	0
		Stolen Property Offenses	2	19	1
		Crimes Against Society			
		Drug/Narcotic Violations	971	710	10
		Drug Equipment Violations	385	5	0
		Betting/Wagering	0	0	0
		Operating/Promoting/Assisting Gambling	0	0	0
		Gambling Equipment Violations	0	0	0
		Sports Tampering	0	0	0
		Pornography/Obscene Material	11	2	0
		Prostitution	0	1	0
		Assisting or Promoting Prostitution	0	0	0
		Purchasing Prostitution	1	1	0
		Weapon Law Violations	175	46	2
		Animal Cruelty	2	0	0
		Total Group A Offenses	6,507	1,878	65
Group B Arrests					
Offense	Adult	Juvenile			
Bad Checks	1	0			
Curfew/Loitering/Vagrancy Violations	0	0			
Disorderly Conduct	47	1			
Driving Under the Influence	201	0			
Drunkenness	411	0			
Family Offenses (Nonviolent)	15	0			
Liquor Law Violations	7	0			
Peeping Tom	0	0			
Runaway	0	8			
Trespass of Real Property	101	1			
All Other Offenses	2,174	177			
Total Group B	2,957	187			

(*) Offenses are counted using the FBI Units of Count for Crime

(**) The 'Arrests' column shows arrests made for incidents during the selected period, regardless of arrest date. Arrest counts for the same period may change over time.

Madison Co. Sheriff's Office - VA0560000 - NIBRS Agency Crime Overview - 2019

2019 Population Estimate	13,251	Offenses (*)			Arrests (**)	
		Group A Offenses	Reported	Adult	Juvenile	
Law Enforcement Employees		Crimes Against Persons				
Sworn Male	21	Murder and Nonnegligent Manslaughter	0	0	0	0
Sworn Female	2	Negligent Manslaughter	0	0	0	0
Civilian Male	0	Kidnapping/Abduction	2	3	0	0
Civilian Female	6	Forcible Rape	7	5	0	0
Total:	29	Forcible Sodomy	0	0	0	0
		Sexual Assault With An Object	0	0	0	0
		Forcible Fondling	5	0	0	0
Offense Overview		Incest	0	0	0	0
Incident Total	326	Statutory Rape	0	0	0	0
Offense Total	351	Aggravated Assault	5	1	0	0
Group A Crimes per 100,000 population	2,460.2	Simple Assault	57	22	2	2
		Intimidation	39	10	1	1
		Human Trafficking, Commercial Sex Acts	0	0	0	0
		Human Trafficking, Involuntary Servitude	0	0	0	0
Arrest Overview		Crimes Against Property				
Total Arrests	356	Arson	0	0	0	0
Adult Arrests	328	Bribery	0	0	0	0
Juvenile Arrests	28	Burglary/Breaking & Entering	7	3	0	0
Unknown Age	0	Counterfeiting/Forgery	5	2	0	0
Arrests per 100,000 population	2,686.6	Destruction/Damage/Vandalism of Property	33	3	0	0
		Embezzlement	1	1	0	0
		Extortion/Blackmail	0	0	0	0
		False Pretenses/Swindle/Confidence Game	17	1	0	0
		Credit Card/Automatic Teller Fraud	5	2	0	0
		Impersonation	0	0	0	0
		Welfare Fraud	0	0	0	0
		Wire Fraud	15	0	0	0
		Identity Theft	5	0	0	0
		Hacking/Computer Invasion	1	0	0	0
		Robbery	0	0	0	0
		Pocket-picking	0	0	0	0
		Purse-snatching	0	0	0	0
		Shoplifting	2	1	0	0
		Theft From Building	8	2	0	0
		Theft From Coin Operated Machine or Device	1	0	0	0
		Theft From Motor Vehicle	4	0	0	0
		Theft of Motor Vehicle Parts/Accessories	1	0	0	0
		All Other Larceny	37	4	2	2
		Motor Vehicle Theft	8	4	0	0
		Stolen Property Offenses	2	1	0	0
		Crimes Against Society				
		Drug/Narcotic Violations	67	60	2	2
		Drug Equipment Violations	8	0	0	0
		Betting/Wagering	0	0	0	0
		Operating/Promoting/Assisting Gambling	0	0	0	0
		Gambling Equipment Violations	0	0	0	0
		Sports Tampering	0	0	0	0
		Pornography/Obscene Material	2	0	0	0
		Prostitution	0	0	0	0
		Assisting or Promoting Prostitution	0	0	0	0
		Purchasing Prostitution	0	0	0	0
		Weapon Law Violations	7	2	2	2
		Animal Cruelty	0	0	0	0
		Total Group A Offenses	351	127	9	9
Group B Arrests						
Offense	Adult	Juvenile				
Bad Checks	3	0				
Curfew/Loitering/Vagrancy Violations	0	0				
Disorderly Conduct	1	0				
Driving Under the Influence	22	1				
Drunkenness	19	0				
Family Offenses (Nonviolent)	1	0				
Liquor Law Violations	4	3				
Peeping Tom	1	0				
Runaway	0	0				
Trespass of Real Property	2	0				
All Other Offenses	148	15				
Total Group B	201	19				

(*) Offenses are counted using the FBI Units of Count for Crime

(**) The 'Arrests' column shows arrests made for incidents during the selected period, regardless of arrest date. Arrest counts for the same period may change over time.

Manassas Park Police Dept - VA0750200 - NIBRS Agency Crime Overview - 2019

2019 Population Estimate	16,636	Offenses (*)	Arrests (**)	
		Reported	Adult	Juvenile
Law Enforcement Employees		Group A Offenses		
		Crimes Against Persons		
Sworn Male	24	Murder and Nonnegligent Manslaughter	0	0
Sworn Female	6	Negligent Manslaughter	0	0
Civilian Male	1	Kidnapping/Abduction	1	0
Civilian Female	6	Forcible Rape	6	1
Total:	37	Forcible Sodomy	3	0
		Sexual Assault With An Object	4	0
		Forcible Fondling	6	2
		Incest	0	0
Offense Overview		Statutory Rape	0	1
Incident Total	524	Aggravated Assault	6	4
Offense Total	589	Simple Assault	107	33
Group A Crimes per 100,000 population	3,149.8	Intimidation	7	1
		Human Trafficking, Commercial Sex Acts	0	0
		Human Trafficking, Involuntary Servitude	0	0
Arrest Overview		Crimes Against Property		
Total Arrests	431	Arson	1	0
Adult Arrests	392	Bribery	0	0
Juvenile Arrests	38	Burglary/Breaking & Entering	12	1
Unknown Age	1	Counterfeiting/Forgery	4	0
Arrests per 100,000 population	2,590.8	Destruction/Damage/Vandalism of Property	51	3
		Embezzlement	2	1
		Extortion/Blackmail	0	0
		False Pretenses/Swindle/Confidence Game	23	1
		Credit Card/Automatic Teller Fraud	6	0
		Impersonation	6	1
		Welfare Fraud	0	0
		Wire Fraud	1	0
		Identity Theft	11	0
		Hacking/Computer Invasion	1	1
		Robbery	2	2
		Pocket-picking	0	0
		Purse-snatching	0	0
		Shoplifting	18	6
		Theft From Building	2	0
		Theft From Coin Operated Machine or Device	0	0
		Theft From Motor Vehicle	31	0
		Theft of Motor Vehicle Parts/Accessories	13	0
		All Other Larceny	70	7
		Motor Vehicle Theft	12	0
		Stolen Property Offenses	5	1
		Crimes Against Society		
		Drug/Narcotic Violations	162	134
		Drug Equipment Violations	4	1
		Betting/Wagering	0	0
		Operating/Promoting/Assisting Gambling	0	0
		Gambling Equipment Violations	0	0
		Sports Tampering	0	0
		Pornography/Obscene Material	2	0
		Prostitution	0	0
		Assisting or Promoting Prostitution	0	0
		Purchasing Prostitution	0	0
		Weapon Law Violations	9	0
		Animal Cruelty	1	0
		Total Group A Offenses	589	202
				34
Group B Arrests				
Offense	Adult	Juvenile		
Bad Checks	0	0		
Curfew/Loitering/Vagrancy Violations	0	0		
Disorderly Conduct	5	1		
Driving Under the Influence	41	0		
Drunkenness	22	0		
Family Offenses (Nonviolent)	1	0		
Liquor Law Violations	3	0		
Peeping Tom	0	0		
Runaway	0	0		
Trespass of Real Property	1	0		
All Other Offenses	117	3		
Total Group B	190	4		

(*) Offenses are counted using the FBI Units of Count for Crime

(**) The 'Arrests' column shows arrests made for incidents during the selected period, regardless of arrest date. Arrest counts for the same period may change over time.

Manassas Police Department - VA0750100 - NIBRS Agency Crime Overview - 2019

2019 Population Estimate	41,757	Offenses (*)	Arrests (**)		
		Reported	Adult	Juvenile	
Law Enforcement Employees		Group A Offenses			
		Crimes Against Persons			
Sworn Male	63	Murder and Nonnegligent Manslaughter	2	2	0
Sworn Female	22	Negligent Manslaughter	1	0	0
Civilian Male	9	Kidnapping/Abduction	14	12	0
Civilian Female	24	Forcible Rape	14	1	0
Total:	118	Forcible Sodomy	1	1	0
		Sexual Assault With An Object	4	1	0
		Forcible Fondling	34	4	0
		Incest	0	0	0
Offense Overview		Statutory Rape	2	1	0
Incident Total	2,343	Aggravated Assault	57	36	3
Offense Total	2,770	Simple Assault	611	165	10
Group A Crimes per 100,000 population	5,611.0	Intimidation	45	5	0
		Human Trafficking, Commercial Sex Acts	0	0	0
		Human Trafficking, Involuntary Servitude	0	0	0
Arrest Overview		Crimes Against Property			
Total Arrests	1,627	Arson	13	0	0
Adult Arrests	1,554	Bribery	0	0	0
Juvenile Arrests	73	Burglary/Breaking & Entering	55	8	1
Unknown Age	0	Counterfeiting/Forgery	32	7	0
Arrests per 100,000 population	3,896.4	Destruction/Damage/Vandalism of Property	393	27	0
		Embezzlement	9	4	0
		Extortion/Blackmail	3	0	0
		False Pretenses/Swindle/Confidence Game	153	26	0
		Credit Card/Automatic Teller Fraud	36	0	0
		Impersonation	40	6	2
		Welfare Fraud	0	0	0
		Wire Fraud	25	0	0
		Identity Theft	9	0	0
		Hacking/Computer Invasion	1	0	0
		Robbery	26	6	5
		Pocket-picking	0	0	0
		Purse-snatching	0	0	0
		Shoplifting	84	17	1
		Theft From Building	109	0	0
		Theft From Coin Operated Machine or Device	1	0	0
		Theft From Motor Vehicle	149	0	0
		Theft of Motor Vehicle Parts/Accessories	48	0	0
		All Other Larceny	146	26	4
		Motor Vehicle Theft	42	0	0
		Stolen Property Offenses	0	1	0
		Crimes Against Society			
		Drug/Narcotic Violations	398	263	16
		Drug Equipment Violations	154	1	0
		Betting/Wagering	0	0	0
		Operating/Promoting/Assisting Gambling	0	0	0
		Gambling Equipment Violations	0	0	0
		Sports Tampering	0	0	0
		Pornography/Obscene Material	19	2	1
		Prostitution	0	0	0
		Assisting or Promoting Prostitution	0	0	0
		Purchasing Prostitution	0	0	0
		Weapon Law Violations	39	13	2
		Animal Cruelty	1	0	0
		Total Group A Offenses	2,770	635	45
		Group B Arrests			
Offense		Adult	Juvenile		
Bad Checks	2	0			
Curfew/Loitering/Vagrancy Violations	0	0			
Disorderly Conduct	65	4			
Driving Under the Influence	113	2			
Drunkenness	468	2			
Family Offenses (Nonviolent)	4	0			
Liquor Law Violations	60	1			
Peeping Tom	0	0			
Runaway	0	0			
Trespass of Real Property	107	7			
All Other Offenses	100	12			
Total Group B	919	28			

(*) Offenses are counted using the FBI Units of Count for Crime

(**) The 'Arrests' column shows arrests made for incidents during the selected period, regardless of arrest date. Arrest counts for the same period may change over time.

Marion Police Department - VA0860100 - NIBRS Agency Crime Overview - 2019

2019 Population Estimate	5,634	Offenses (*)	Arrests (**)		
		Reported	Adult	Juvenile	
Law Enforcement Employees		Group A Offenses			
Sworn Male	16	Crimes Against Persons			
Sworn Female	2	Murder and Nonnegligent Manslaughter	0	0	0
Civilian Male	0	Negligent Manslaughter	0	0	0
Civilian Female	1	Kidnapping/Abduction	2	2	0
Total:	19	Forcible Rape	3	1	0
		Forcible Sodomy	0	0	0
		Sexual Assault With An Object	0	0	0
		Forcible Fondling	2	0	0
Offense Overview		Incest	0	0	0
Incident Total	470	Statutory Rape	1	0	1
Offense Total	530	Aggravated Assault	20	10	0
Group A Crimes per 100,000 population	8,342.2	Simple Assault	67	38	0
		Intimidation	7	1	0
		Human Trafficking, Commercial Sex Acts	0	0	0
		Human Trafficking, Involuntary Servitude	1	0	0
Arrest Overview		Crimes Against Property			
Total Arrests	344	Arson	1	1	0
Adult Arrests	340	Bribery	0	0	0
Juvenile Arrests	4	Burglary/Breaking & Entering	34	6	0
Unknown Age	0	Counterfeiting/Forgery	22	1	0
Arrests per 100,000 population	6,105.8	Destruction/Damage/Vandalism of Property	60	6	0
		Embezzlement	1	0	0
		Extortion/Blackmail	0	0	0
		False Pretenses/Swindle/Confidence Game	14	4	0
		Credit Card/Automatic Teller Fraud	11	3	0
		Impersonation	0	0	0
		Welfare Fraud	0	0	0
		Wire Fraud	0	0	0
		Identity Theft	0	0	0
		Hacking/Computer Invasion	0	0	0
		Robbery	1	1	0
		Pocket-picking	0	0	0
		Purse-snatching	0	0	0
		Shoplifting	80	66	0
		Theft From Building	34	7	0
		Theft From Coin Operated Machine or Device	0	0	0
		Theft From Motor Vehicle	30	2	0
		Theft of Motor Vehicle Parts/Accessories	4	0	0
		All Other Larceny	39	11	0
		Motor Vehicle Theft	7	1	0
		Stolen Property Offenses	0	0	0
		Crimes Against Society			
		Drug/Narcotic Violations	73	53	0
		Drug Equipment Violations	5	0	0
		Betting/Wagering	0	0	0
		Operating/Promoting/Assisting Gambling	0	0	0
		Gambling Equipment Violations	0	0	0
		Sports Tampering	0	0	0
		Pornography/Obscene Material	0	0	0
		Prostitution	0	0	0
		Assisting or Promoting Prostitution	1	0	0
		Purchasing Prostitution	0	0	0
		Weapon Law Violations	10	2	0
		Animal Cruelty	0	0	0
		Total Group A Offenses	530	216	1
Group B Arrests					
Offense	Adult	Juvenile			
Bad Checks	0	0			
Curfew/Loitering/Vagrancy Violations	0	0			
Disorderly Conduct	2	0			
Driving Under the Influence	24	0			
Drunkenness	44	0			
Family Offenses (Nonviolent)	8	0			
Liquor Law Violations	2	2			
Peeping Tom	0	0			
Runaway	0	0			
Trespass of Real Property	13	0			
All Other Offenses	31	1			
Total Group B	124	3			

(*) Offenses are counted using the FBI Units of Count for Crime

(**) The 'Arrests' column shows arrests made for incidents during the selected period, regardless of arrest date. Arrest counts for the same period may change over time.

Martinsville Police Department - VA1150000 - NIBRS Agency Crime Overview - 2019

2019 Population Estimate	12,793	Offenses (*)	Arrests (**)		
		Reported	Adult	Juvenile	
Law Enforcement Employees		Group A Offenses			
Sworn Male	41	Crimes Against Persons			
Sworn Female	2	Murder and Nonnegligent Manslaughter	2	1	0
Civilian Male	0	Negligent Manslaughter	0	0	0
Civilian Female	5	Kidnapping/Abduction	4	2	0
Total:	48	Forcible Rape	7	1	0
		Forcible Sodomy	2	0	0
		Sexual Assault With An Object	0	0	0
		Forcible Fondling	7	0	0
Offense Overview		Incest	0	0	0
Incident Total	1,107	Statutory Rape	0	0	0
Offense Total	1,281	Aggravated Assault	43	15	2
Group A Crimes per 100,000 population	8,653.2	Simple Assault	183	91	4
		Intimidation	5	1	1
		Human Trafficking, Commercial Sex Acts	1	0	0
		Human Trafficking, Involuntary Servitude	0	0	0
Arrest Overview		Crimes Against Property			
Total Arrests	679	Arson	0	0	0
Adult Arrests	657	Bribery	0	0	0
Juvenile Arrests	21	Burglary/Breaking & Entering	49	5	0
Unknown Age	1	Counterfeiting/Forgery	25	3	0
Arrests per 100,000 population	5,307.6	Destruction/Damage/Vandalism of Property	108	15	1
		Embezzlement	8	7	0
		Extortion/Blackmail	0	0	0
		False Pretenses/Swindle/Confidence Game	27	6	0
		Credit Card/Automatic Teller Fraud	14	1	1
		Impersonation	9	6	0
		Welfare Fraud	5	1	0
		Wire Fraud	7	0	0
		Identity Theft	3	0	0
		Hacking/Computer Invasion	0	0	0
		Robbery	13	10	1
		Pocket-picking	0	0	0
		Purse-snatching	0	0	0
		Shoplifting	87	52	0
		Theft From Building	14	1	0
		Theft From Coin Operated Machine or Device	0	0	0
		Theft From Motor Vehicle	29	0	0
		Theft of Motor Vehicle Parts/Accessories	16	0	0
		All Other Larceny	117	20	0
		Motor Vehicle Theft	35	6	1
		Stolen Property Offenses	1	0	0
		Crimes Against Society			
		Drug/Narcotic Violations	332	149	4
		Drug Equipment Violations	60	4	0
		Betting/Wagering	0	0	0
		Operating/Promoting/Assisting Gambling	0	0	0
		Gambling Equipment Violations	0	0	0
		Sports Tampering	0	0	0
		Pornography/Obscene Material	1	0	0
		Prostitution	0	0	0
		Assisting or Promoting Prostitution	0	0	0
		Purchasing Prostitution	0	0	0
		Weapon Law Violations	63	27	1
		Animal Cruelty	4	2	0
		Total Group A Offenses	1,281	426	16
Group B Arrests					
Offense	Adult	Juvenile			
Bad Checks	2	0			
Curfew/Loitering/Vagrancy Violations	0	0			
Disorderly Conduct	3	1			
Driving Under the Influence	22	0			
Drunkenness	40	0			
Family Offenses (Nonviolent)	3	0			
Liquor Law Violations	10	0			
Peeping Tom	0	0			
Runaway	0	0			
Trespass of Real Property	6	0			
All Other Offenses	145	4			
Total Group B	231	5			

(*) Offenses are counted using the FBI Units of Count for Crime

(**) The 'Arrests' column shows arrests made for incidents during the selected period, regardless of arrest date. Arrest counts for the same period may change over time.

Massanutten Police Department - VA0820900 - NIBRS Agency Crime Overview - 2019

2019 Population Estimate	N/A	Offenses (*)			Arrests (**)	
		Group A Offenses	Reported	Adult	Juvenile	
Law Enforcement Employees		Crimes Against Persons				
Sworn Male	5	Murder and Nonnegligent Manslaughter	0	0	0	0
Sworn Female	0	Negligent Manslaughter	0	0	0	0
Civilian Male	2	Kidnapping/Abduction	0	0	0	0
Civilian Female	4	Forcible Rape	0	0	0	0
Total:	11	Forcible Sodomy	0	0	0	0
		Sexual Assault With An Object	0	0	0	0
		Forcible Fondling	0	0	0	0
Offense Overview		Incest	0	0	0	0
Incident Total	39	Statutory Rape	0	0	0	0
Offense Total	46	Aggravated Assault	3	0	0	0
Group A Crimes per 100,000 population	N/A	Simple Assault	10	1	0	0
		Intimidation	0	0	0	0
		Human Trafficking, Commercial Sex Acts	0	0	0	0
		Human Trafficking, Involuntary Servitude	0	0	0	0
Arrest Overview		Crimes Against Property				
Total Arrests	7	Arson	0	0	0	0
Adult Arrests	6	Bribery	0	0	0	0
Juvenile Arrests	1	Burglary/Breaking & Entering	1	0	0	0
Unknown Age	0	Counterfeiting/Forgery	1	0	0	0
Arrests per 100,000 population	N/A	Destruction/Damage/Vandalism of Property	11	0	0	0
		Embezzlement	0	0	0	0
		Extortion/Blackmail	0	0	0	0
		False Pretenses/Swindle/Confidence Game	0	0	0	0
		Credit Card/Automatic Teller Fraud	1	0	0	0
		Impersonation	0	0	0	0
		Welfare Fraud	0	0	0	0
		Wire Fraud	2	0	0	0
		Identity Theft	0	0	0	0
		Hacking/Computer Invasion	0	0	0	0
		Robbery	0	0	0	0
		Pocket-picking	0	0	0	0
		Purse-snatching	0	0	0	0
		Shoplifting	0	0	0	0
		Theft From Building	0	0	0	0
		Theft From Coin Operated Machine or Device	0	0	0	0
		Theft From Motor Vehicle	0	0	0	0
		Theft of Motor Vehicle Parts/Accessories	1	0	0	0
		All Other Larceny	7	0	0	0
		Motor Vehicle Theft	0	0	0	0
		Stolen Property Offenses	0	0	0	0
		Crimes Against Society				
		Drug/Narcotic Violations	5	0	1	1
		Drug Equipment Violations	4	0	0	0
		Betting/Wagering	0	0	0	0
		Operating/Promoting/Assisting Gambling	0	0	0	0
		Gambling Equipment Violations	0	0	0	0
		Sports Tampering	0	0	0	0
		Pornography/Obscene Material	0	0	0	0
		Prostitution	0	0	0	0
		Assisting or Promoting Prostitution	0	0	0	0
		Purchasing Prostitution	0	0	0	0
		Weapon Law Violations	0	0	0	0
		Animal Cruelty	0	0	0	0
		Total Group A Offenses	46	1	1	

Group B Arrests	Adult	Juvenile
Bad Checks	1	0
Curfew/Loitering/Vagrancy Violations	0	0
Disorderly Conduct	0	0
Driving Under the Influence	1	0
Drunkenness	3	0
Family Offenses (Nonviolent)	0	0
Liquor Law Violations	0	0
Peeping Tom	0	0
Runaway	0	0
Trespass of Real Property	0	0
All Other Offenses	0	0
Total Group B	5	0

(*) Offenses are counted using the FBI Units of Count for Crime

(**) The 'Arrests' column shows arrests made for incidents during the selected period, regardless of arrest date. Arrest counts for the same period may change over time.

Mathews County Sheriff's Office - VA0570000 - NIBRS Agency Crime Overview - 2019

2019 Population Estimate		8,645	Offenses (*)	Arrests (**)	
			Reported	Adult	Juvenile
Law Enforcement Employees			Group A Offenses		
			Crimes Against Persons		
Sworn Male	9		Murder and Nonnegligent Manslaughter	0	0
Sworn Female	2		Negligent Manslaughter	0	0
Civilian Male	1		Kidnapping/Abduction	2	3
Civilian Female	7		Forcible Rape	0	0
Total:	19		Forcible Sodomy	2	0
			Sexual Assault With An Object	0	0
			Forcible Fondling	2	2
			Incest	0	0
Offense Overview			Statutory Rape	0	0
Incident Total	184		Aggravated Assault	3	3
Offense Total	199		Simple Assault	35	12
Group A Crimes per 100,000 population	2,128.4		Intimidation	3	2
			Human Trafficking, Commercial Sex Acts	1	1
			Human Trafficking, Involuntary Servitude	0	0
			Crimes Against Property		
Arrest Overview			Arson	2	0
Total Arrests	93		Bribery	0	0
Adult Arrests	83		Burglary/Breaking & Entering	15	5
Juvenile Arrests	10		Counterfeiting/Forgery	1	0
Unknown Age	0		Destruction/Damage/Vandalism of Property	27	1
Arrests per 100,000 population	1,075.8		Embezzlement	0	0
			Extortion/Blackmail	1	0
			False Pretenses/Swindle/Confidence Game	3	0
			Credit Card/Automatic Teller Fraud	2	0
			Impersonation	0	0
			Welfare Fraud	0	0
			Wire Fraud	0	0
			Identity Theft	1	0
			Hacking/Computer Invasion	0	0
			Robbery	0	0
			Pocket-picking	0	0
			Purse-snatching	0	0
			Shoplifting	1	0
			Theft From Building	11	0
			Theft From Coin Operated Machine or Device	0	0
			Theft From Motor Vehicle	2	0
			Theft of Motor Vehicle Parts/Accessories	1	0
			All Other Larceny	27	4
			Motor Vehicle Theft	3	0
			Stolen Property Offenses	0	0
			Crimes Against Society		
			Drug/Narcotic Violations	50	20
			Drug Equipment Violations	0	1
			Betting/Wagering	0	0
			Operating/Promoting/Assisting Gambling	0	0
			Gambling Equipment Violations	0	0
			Sports Tampering	0	0
			Pornography/Obscene Material	0	0
			Prostitution	0	0
			Assisting or Promoting Prostitution	0	0
			Purchasing Prostitution	0	0
			Weapon Law Violations	4	4
			Animal Cruelty	0	0
			Total Group A Offenses	199	58
					4
Group B Arrests					
Offense	Adult	Juvenile			
Bad Checks	0	0			
Curfew/Loitering/Vagrancy Violations	0	0			
Disorderly Conduct	1	0			
Driving Under the Influence	5	0			
Drunkenness	1	0			
Family Offenses (Nonviolent)	0	0			
Liquor Law Violations	2	0			
Peeping Tom	0	0			
Runaway	0	0			
Trespass of Real Property	4	0			
All Other Offenses	12	6			
Total Group B	25	6			

(*) Offenses are counted using the FBI Units of Count for Crime

(**) The 'Arrests' column shows arrests made for incidents during the selected period, regardless of arrest date. Arrest counts for the same period may change over time.

Mecklenburg Sheriff's Office - VA0580000 - NIBRS Agency Crime Overview - 2019

2019 Population Estimate	22,572	Offenses (*)	Arrests (**)		
		Reported	Adult	Juvenile	
Law Enforcement Employees		Group A Offenses			
		Crimes Against Persons			
Sworn Male	46	Murder and Nonnegligent Manslaughter	1	1	0
Sworn Female	4	Negligent Manslaughter	0	0	0
Civilian Male	0	Kidnapping/Abduction	7	2	0
Civilian Female	2	Forcible Rape	3	1	0
Total:	52	Forcible Sodomy	0	0	0
		Sexual Assault With An Object	19	0	0
		Forcible Fondling	2	2	0
Offense Overview		Incest	0	0	0
Incident Total	506	Statutory Rape	0	0	0
Offense Total	565	Aggravated Assault	30	8	0
Group A Crimes per 100,000 population	2,241.7	Simple Assault	60	38	1
		Intimidation	1	0	0
		Human Trafficking, Commercial Sex Acts	0	0	0
		Human Trafficking, Involuntary Servitude	0	0	0
Arrest Overview		Crimes Against Property			
Total Arrests	788	Arson	3	0	0
Adult Arrests	777	Bribery	1	0	0
Juvenile Arrests	11	Burglary/Breaking & Entering	46	10	0
Unknown Age	0	Counterfeiting/Forgery	9	2	0
Arrests per 100,000 population	3,491.1	Destruction/Damage/Vandalism of Property	58	6	0
		Embezzlement	6	4	0
		Extortion/Blackmail	0	0	0
		False Pretenses/Swindle/Confidence Game	31	2	0
		Credit Card/Automatic Teller Fraud	7	0	0
		Impersonation	0	0	0
		Welfare Fraud	0	0	0
		Wire Fraud	0	0	0
		Identity Theft	5	0	0
		Hacking/Computer Invasion	0	0	0
		Robbery	0	1	0
		Pocket-picking	1	0	0
		Purse-snatching	0	0	0
		Shoplifting	2	1	0
		Theft From Building	12	0	0
		Theft From Coin Operated Machine or Device	0	0	0
		Theft From Motor Vehicle	16	0	0
		Theft of Motor Vehicle Parts/Accessories	6	0	0
		All Other Larceny	98	13	0
		Motor Vehicle Theft	16	4	0
		Stolen Property Offenses	5	2	0
		Crimes Against Society			
		Drug/Narcotic Violations	85	74	0
		Drug Equipment Violations	11	1	0
		Betting/Wagering	0	0	0
		Operating/Promoting/Assisting Gambling	0	0	0
		Gambling Equipment Violations	0	0	0
		Sports Tampering	0	0	0
		Pornography/Obscene Material	2	0	0
		Prostitution	0	0	0
		Assisting or Promoting Prostitution	0	0	0
		Purchasing Prostitution	0	0	0
		Weapon Law Violations	22	17	0
		Animal Cruelty	0	0	0
		Total Group A Offenses	565	189	1
		Group B Arrests			
Offense		Adult	Juvenile		
Bad Checks	4	0			
Curfew/Loitering/Vagrancy Violations	0	0			
Disorderly Conduct	1	0			
Driving Under the Influence	97	0			
Drunkenness	72	0			
Family Offenses (Nonviolent)	0	0			
Liquor Law Violations	1	0			
Peeping Tom	0	0			
Runaway	0	0			
Trespass of Real Property	28	0			
All Other Offenses	385	10			
Total Group B	588	10			

(*) Offenses are counted using the FBI Units of Count for Crime

(**) The 'Arrests' column shows arrests made for incidents during the selected period, regardless of arrest date. Arrest counts for the same period may change over time.

Middleburg Police Department - VA0530200 - NIBRS Agency Crime Overview - 2019

2019 Population Estimate	841	Offenses (*)	Arrests (**)	
		Reported	Adult	Juvenile
Law Enforcement Employees		Group A Offenses		
		Crimes Against Persons		
Sworn Male	6	Murder and Nonnegligent Manslaughter	0	0
Sworn Female	0	Negligent Manslaughter	0	0
Civilian Male	0	Kidnapping/Abduction	0	0
Civilian Female	1	Forcible Rape	0	0
Total:	7	Forcible Sodomy	0	0
		Sexual Assault With An Object	0	0
		Forcible Fondling	0	0
		Incest	0	0
Offense Overview		Statutory Rape	0	0
Incident Total	25	Aggravated Assault	0	0
Offense Total	30	Simple Assault	4	2
Group A Crimes per 100,000 population	2,972.7	Intimidation	0	0
		Human Trafficking, Commercial Sex Acts	0	0
		Human Trafficking, Involuntary Servitude	0	0
Arrest Overview		Crimes Against Property		
Total Arrests	15	Arson	0	0
Adult Arrests	15	Bribery	0	0
Juvenile Arrests	0	Burglary/Breaking & Entering	0	0
Unknown Age	0	Counterfeiting/Forgery	0	0
Arrests per 100,000 population	1,783.6	Destruction/Damage/Vandalism of Property	7	0
		Embezzlement	0	0
		Extortion/Blackmail	0	0
		False Pretenses/Swindle/Confidence Game	1	0
		Credit Card/Automatic Teller Fraud	1	0
		Impersonation	0	0
		Welfare Fraud	0	0
		Wire Fraud	3	0
		Identity Theft	0	0
		Hacking/Computer Invasion	0	0
		Robbery	0	0
		Pocket-picking	0	0
		Purse-snatching	0	0
		Shoplifting	0	0
		Theft From Building	3	0
		Theft From Coin Operated Machine or Device	0	0
		Theft From Motor Vehicle	0	0
		Theft of Motor Vehicle Parts/Accessories	0	0
		All Other Larceny	1	0
		Motor Vehicle Theft	0	0
		Stolen Property Offenses	0	0
		Crimes Against Society		
		Drug/Narcotic Violations	6	3
		Drug Equipment Violations	4	0
		Betting/Wagering	0	0
		Operating/Promoting/Assisting Gambling	0	0
		Gambling Equipment Violations	0	0
		Sports Tampering	0	0
		Pornography/Obscene Material	0	0
		Prostitution	0	0
		Assisting or Promoting Prostitution	0	0
		Purchasing Prostitution	0	0
		Weapon Law Violations	0	0
		Animal Cruelty	0	0
		Total Group A Offenses	30	5
			0	0
Group B Arrests				
Offense		Adult	Juvenile	
Bad Checks	0	0		
Curfew/Loitering/Vagrancy Violations	0	0		
Disorderly Conduct	0	0		
Driving Under the Influence	6	0		
Drunkenness	3	0		
Family Offenses (Nonviolent)	0	0		
Liquor Law Violations	0	0		
Peeping Tom	0	0		
Runaway	0	0		
Trespass of Real Property	0	0		
All Other Offenses	1	0		
Total Group B	10	0		

(*) Offenses are counted using the FBI Units of Count for Crime

(**) The 'Arrests' column shows arrests made for incidents during the selected period, regardless of arrest date. Arrest counts for the same period may change over time.

Middlesex County Sheriff's Office - VA0590000 - NIBRS Agency Crime Overview - 2019

2019 Population Estimate	10,712	Offenses (*)	Arrests (**)		
		Reported	Adult	Juvenile	
Law Enforcement Employees		Group A Offenses			
		Crimes Against Persons			
Sworn Male	16	Murder and Nonnegligent Manslaughter	1	1	4
Sworn Female	3	Negligent Manslaughter	0	0	0
Civilian Male	0	Kidnapping/Abduction	2	1	0
Civilian Female	8	Forcible Rape	4	0	0
Total:	27	Forcible Sodomy	0	0	0
		Sexual Assault With An Object	0	0	0
		Forcible Fondling	5	1	0
Offense Overview		Incest	0	0	0
Incident Total	241	Statutory Rape	0	0	0
Offense Total	267	Aggravated Assault	8	4	0
Group A Crimes per 100,000 population	2,249.8	Simple Assault	27	17	1
		Intimidation	3	0	0
		Human Trafficking, Commercial Sex Acts	0	0	0
		Human Trafficking, Involuntary Servitude	0	0	0
Arrest Overview		Crimes Against Property			
Total Arrests	113	Arson	4	1	0
Adult Arrests	96	Bribery	0	0	0
Juvenile Arrests	17	Burglary/Breaking & Entering	18	5	0
Unknown Age	0	Counterfeiting/Forgery	3	0	0
Arrests per 100,000 population	1,054.9	Destruction/Damage/Vandalism of Property	39	1	0
		Embezzlement	0	0	0
		Extortion/Blackmail	0	0	0
		False Pretenses/Swindle/Confidence Game	11	1	0
		Credit Card/Automatic Teller Fraud	4	0	0
		Impersonation	0	0	0
		Welfare Fraud	0	0	0
		Wire Fraud	3	0	0
		Identity Theft	0	0	0
		Hacking/Computer Invasion	0	0	0
		Robbery	0	0	0
		Pocket-picking	0	0	0
		Purse-snatching	0	0	0
		Shoplifting	2	2	2
		Theft From Building	20	3	0
		Theft From Coin Operated Machine or Device	0	0	0
		Theft From Motor Vehicle	20	0	4
		Theft of Motor Vehicle Parts/Accessories	5	0	0
		All Other Larceny	44	10	0
		Motor Vehicle Theft	5	1	0
		Stolen Property Offenses	2	2	0
		Crimes Against Society			
		Drug/Narcotic Violations	27	9	0
		Drug Equipment Violations	0	0	0
		Betting/Wagering	0	0	0
		Operating/Promoting/Assisting Gambling	0	0	0
		Gambling Equipment Violations	0	0	0
		Sports Tampering	0	0	0
		Pornography/Obscene Material	0	0	0
		Prostitution	0	0	0
		Assisting or Promoting Prostitution	0	0	0
		Purchasing Prostitution	0	0	0
		Weapon Law Violations	8	9	0
		Animal Cruelty	2	0	0
		Total Group A Offenses	267	68	11
Group B Arrests					
Offense	Adult	Juvenile			
Bad Checks	0	0			
Curfew/Loitering/Vagrancy Violations	0	0			
Disorderly Conduct	0	3			
Driving Under the Influence	8	0			
Drunkenness	9	0			
Family Offenses (Nonviolent)	0	0			
Liquor Law Violations	0	0			
Peeping Tom	0	0			
Runaway	0	0			
Trespass of Real Property	0	0			
All Other Offenses	11	3			
Total Group B	28	6			

(*) Offenses are counted using the FBI Units of Count for Crime

(**) The 'Arrests' column shows arrests made for incidents during the selected period, regardless of arrest date. Arrest counts for the same period may change over time.

Middletown Police Department - VA0340100 - NIBRS Agency Crime Overview - 2019

2019 Population Estimate	1,382	Offenses (*)		Arrests (**)		
		Reported	Adult	Juvenile		
Law Enforcement Employees		Group A Offenses				
		Crimes Against Persons				
Sworn Male	3	Murder and Nonnegligent Manslaughter	0	0	0	
Sworn Female	0	Negligent Manslaughter	0	0	0	
Civilian Male	1	Kidnapping/Abduction	0	0	0	
Civilian Female	0	Forcible Rape	0	0	0	
Total:	4	Forcible Sodomy	0	0	0	
		Sexual Assault With An Object	0	0	0	
		Forcible Fondling	0	0	0	
Offense Overview		Incest	0	0	0	
Incident Total	23	Statutory Rape	0	0	0	
Offense Total	24	Aggravated Assault	0	0	0	
Group A Crimes per 100,000 population	1,664.3	Simple Assault	6	0	0	
		Intimidation	0	0	0	
		Human Trafficking, Commercial Sex Acts	0	0	0	
		Human Trafficking, Involuntary Servitude	0	0	0	
Arrest Overview		Crimes Against Property				
Total Arrests	2	Arson	0	0	0	
Adult Arrests	2	Bribery	0	0	0	
Juvenile Arrests	0	Burglary/Breaking & Entering	0	0	0	
Unknown Age	0	Counterfeiting/Forgery	3	0	0	
Arrests per 100,000 population	144.7	Destruction/Damage/Vandalism of Property	2	0	0	
		Embezzlement	2	0	0	
		Extortion/Blackmail	0	0	0	
		False Pretenses/Swindle/Confidence Game	1	0	0	
		Credit Card/Automatic Teller Fraud	0	0	0	
		Impersonation	0	0	0	
		Welfare Fraud	0	0	0	
		Wire Fraud	2	0	0	
		Identity Theft	0	0	0	
		Hacking/Computer Invasion	0	0	0	
		Robbery	0	0	0	
		Pocket-picking	0	0	0	
		Purse-snatching	0	0	0	
		Shoplifting	1	0	0	
		Theft From Building	0	0	0	
		Theft From Coin Operated Machine or Device	0	0	0	
		Theft From Motor Vehicle	0	0	0	
		Theft of Motor Vehicle Parts/Accessories	0	0	0	
		All Other Larceny	3	0	0	
		Motor Vehicle Theft	1	0	0	
		Stolen Property Offenses	0	0	0	
		Crimes Against Society				
		Drug/Narcotic Violations	3	0	0	
		Drug Equipment Violations	0	0	0	
		Betting/Wagering	0	0	0	
		Operating/Promoting/Assisting Gambling	0	0	0	
		Gambling Equipment Violations	0	0	0	
		Sports Tampering	0	0	0	
		Pornography/Obscene Material	0	0	0	
		Prostitution	0	0	0	
		Assisting or Promoting Prostitution	0	0	0	
		Purchasing Prostitution	0	0	0	
		Weapon Law Violations	0	0	0	
		Animal Cruelty	0	0	0	
		Total Group A Offenses	24	0	0	

Group B Arrests		
Offense	Adult	Juvenile
Bad Checks	0	0
Curfew/Loitering/Vagrancy Violations	0	0
Disorderly Conduct	0	0
Driving Under the Influence	2	0
Drunkenness	0	0
Family Offenses (Nonviolent)	0	0
Liquor Law Violations	0	0
Peeping Tom	0	0
Runaway	0	0
Trespass of Real Property	0	0
All Other Offenses	0	0
Total Group B	2	0

(*) Offenses are counted using the FBI Units of Count for Crime

(**) The 'Arrests' column shows arrests made for incidents during the selected period, regardless of arrest date. Arrest counts for the same period may change over time.

Montgomery County Sheriff's Office - VA0600000 - NIBRS Agency Crime Overview - 2019

2019 Population Estimate	32,890	Offenses (*)	Arrests (**)		
		Reported	Adult	Juvenile	
Law Enforcement Employees		Group A Offenses			
Sworn Male	95	Crimes Against Persons			
Sworn Female	17	Murder and Nonnegligent Manslaughter	0	0	0
Civilian Male	2	Negligent Manslaughter	0	0	0
Civilian Female	5	Kidnapping/Abduction	6	7	0
Total:	119	Forcible Rape	7	1	0
		Forcible Sodomy	3	0	0
Offense Overview		Sexual Assault With An Object	1	0	0
Incident Total	1,397	Forcible Fondling	17	0	0
Offense Total	1,856	Incest	0	0	0
Group A Crimes per 100,000 population	4,247.5	Statutory Rape	0	0	0
		Aggravated Assault	45	32	1
		Simple Assault	268	114	3
		Intimidation	59	8	0
		Human Trafficking, Commercial Sex Acts	0	0	0
		Human Trafficking, Involuntary Servitude	0	0	0
Arrest Overview		Crimes Against Property			
Total Arrests	958	Arson	2	1	0
Adult Arrests	929	Bribery	0	0	0
Juvenile Arrests	29	Burglary/Breaking & Entering	55	11	2
Unknown Age	0	Counterfeiting/Forgery	31	23	0
Arrests per 100,000 population	2,912.7	Destruction/Damage/Vandalism of Property	200	15	5
		Embezzlement	4	1	0
		Extortion/Blackmail	2	0	0
		False Pretenses/Swindle/Confidence Game	62	5	0
		Credit Card/Automatic Teller Fraud	31	1	0
		Impersonation	27	12	0
		Welfare Fraud	0	0	0
		Wire Fraud	15	0	0
		Identity Theft	4	0	0
		Hacking/Computer Invasion	1	0	0
		Robbery	6	8	0
		Pocket-picking	0	0	0
		Purse-snatching	0	0	0
		Shoplifting	19	11	1
		Theft From Building	6	0	0
		Theft From Coin Operated Machine or Device	0	0	0
		Theft From Motor Vehicle	23	0	0
		Theft of Motor Vehicle Parts/Accessories	10	0	0
		All Other Larceny	173	31	0
		Motor Vehicle Theft	35	8	2
		Stolen Property Offenses	6	5	2
		Crimes Against Society			
		Drug/Narcotic Violations	421	302	5
		Drug Equipment Violations	256	11	0
		Betting/Wagering	0	0	0
		Operating/Promoting/Assisting Gambling	0	0	0
		Gambling Equipment Violations	0	0	0
		Sports Tampering	0	0	0
		Pornography/Obscene Material	8	4	0
		Prostitution	0	0	0
		Assisting or Promoting Prostitution	0	0	0
		Purchasing Prostitution	0	0	0
		Weapon Law Violations	53	6	0
		Animal Cruelty	0	0	0
		Total Group A Offenses	1,856	617	21
Group B Arrests					
Offense	Adult	Juvenile			
Bad Checks	0	0			
Curfew/Loitering/Vagrancy Violations	0	0			
Disorderly Conduct	1	0			
Driving Under the Influence	96	1			
Drunkenness	61	0			
Family Offenses (Nonviolent)	0	0			
Liquor Law Violations	9	2			
Peeping Tom	0	0			
Runaway	0	0			
Trespass of Real Property	12	0			
All Other Offenses	133	5			
Total Group B	312	8			

(*) Offenses are counted using the FBI Units of Count for Crime

(**) The 'Arrests' column shows arrests made for incidents during the selected period, regardless of arrest date. Arrest counts for the same period may change over time.

Mount Jackson Police Department - VA0850200 - NIBRS Agency Crime Overview - 2019

2019 Population Estimate		2,107	Offenses (*)	Arrests (**)	
			Reported	Adult	Juvenile
Law Enforcement Employees			Group A Offenses		
			Crimes Against Persons		
Sworn Male	4		Murder and Nonnegligent Manslaughter	0	0
Sworn Female	2		Negligent Manslaughter	0	0
Civilian Male	0		Kidnapping/Abduction	0	0
Civilian Female	0		Forcible Rape	2	0
Total:	6		Forcible Sodomy	0	0
			Sexual Assault With An Object	0	0
			Forcible Fondling	0	0
Offense Overview			Incest	0	0
Incident Total	47		Statutory Rape	0	0
Offense Total	56		Aggravated Assault	1	1
Group A Crimes per 100,000 population	2,230.7		Simple Assault	14	2
			Intimidation	1	0
			Human Trafficking, Commercial Sex Acts	0	0
			Human Trafficking, Involuntary Servitude	0	0
Arrest Overview			Crimes Against Property		
Total Arrests	20		Arson	0	0
Adult Arrests	20		Bribery	0	0
Juvenile Arrests	0		Burglary/Breaking & Entering	3	1
Unknown Age	0		Counterfeiting/Forgery	3	0
Arrests per 100,000 population	949.2		Destruction/Damage/Vandalism of Property	5	0
			Embezzlement	0	0
			Extortion/Blackmail	0	0
			False Pretenses/Swindle/Confidence Game	4	1
			Credit Card/Automatic Teller Fraud	0	0
			Impersonation	0	0
			Welfare Fraud	0	0
			Wire Fraud	0	0
			Identity Theft	0	0
			Hacking/Computer Invasion	0	0
			Robbery	0	0
			Pocket-picking	0	0
			Purse-snatching	0	0
			Shoplifting	4	1
			Theft From Building	11	2
			Theft From Coin Operated Machine or Device	0	0
			Theft From Motor Vehicle	0	0
			Theft of Motor Vehicle Parts/Accessories	0	0
			All Other Larceny	3	0
			Motor Vehicle Theft	0	0
			Stolen Property Offenses	0	0
			Crimes Against Society		
			Drug/Narcotic Violations	4	3
			Drug Equipment Violations	0	0
			Betting/Wagering	0	0
			Operating/Promoting/Assisting Gambling	0	0
			Gambling Equipment Violations	0	0
			Sports Tampering	0	0
			Pornography/Obscene Material	0	0
			Prostitution	0	0
			Assisting or Promoting Prostitution	0	0
			Purchasing Prostitution	0	0
			Weapon Law Violations	1	0
			Animal Cruelty	0	0
			Total Group A Offenses	56	11
					0
Group B Arrests					
Offense	Adult	Juvenile			
Bad Checks	3	0			
Curfew/Loitering/Vagrancy Violations	0	0			
Disorderly Conduct	0	0			
Driving Under the Influence	3	0			
Drunkenness	1	0			
Family Offenses (Nonviolent)	0	0			
Liquor Law Violations	0	0			
Peeping Tom	0	0			
Runaway	0	0			
Trespass of Real Property	0	0			
All Other Offenses	2	0			
Total Group B	9	0			

(*) Offenses are counted using the FBI Units of Count for Crime

(**) The 'Arrests' column shows arrests made for incidents during the selected period, regardless of arrest date. Arrest counts for the same period may change over time.

Narrows Police Department - VA0350500 - NIBRS Agency Crime Overview - 2019

2019 Population Estimate	1,964	Offenses (*)	Arrests (**)	
		Reported	Adult	Juvenile
Law Enforcement Employees		Group A Offenses		
		Crimes Against Persons		
Sworn Male	5	Murder and Nonnegligent Manslaughter	0	0
Sworn Female	0	Negligent Manslaughter	0	0
Civilian Male	0	Kidnapping/Abduction	0	0
Civilian Female	0	Forcible Rape	0	0
Total:	5	Forcible Sodomy	0	0
		Sexual Assault With An Object	0	0
		Forcible Fondling	2	0
		Incest	0	0
		Statutory Rape	0	0
		Aggravated Assault	1	0
		Simple Assault	6	2
		Intimidation	0	0
		Human Trafficking, Commercial Sex Acts	0	0
		Human Trafficking, Involuntary Servitude	0	0
		Crimes Against Property		
		Arson	1	0
		Bribery	0	0
		Burglary/Breaking & Entering	6	0
		Counterfeiting/Forgery	0	0
		Destruction/Damage/Vandalism of Property	6	0
		Embezzlement	0	0
		Extortion/Blackmail	0	0
		False Pretenses/Swindle/Confidence Game	0	0
		Credit Card/Automatic Teller Fraud	1	0
		Impersonation	0	0
		Welfare Fraud	0	0
		Wire Fraud	0	0
		Identity Theft	0	0
		Hacking/Computer Invasion	0	0
		Robbery	0	0
		Pocket-picking	0	0
		Purse-snatching	0	0
		Shoplifting	4	0
		Theft From Building	1	0
		Theft From Coin Operated Machine or Device	0	0
		Theft From Motor Vehicle	0	0
		Theft of Motor Vehicle Parts/Accessories	0	0
		All Other Larceny	11	0
		Motor Vehicle Theft	3	0
		Stolen Property Offenses	0	0
		Crimes Against Society		
		Drug/Narcotic Violations	1	0
		Drug Equipment Violations	0	0
		Betting/Wagering	0	0
		Operating/Promoting/Assisting Gambling	0	0
		Gambling Equipment Violations	0	0
		Sports Tampering	0	0
		Pornography/Obscene Material	0	0
		Prostitution	0	0
		Assisting or Promoting Prostitution	0	0
		Purchasing Prostitution	0	0
		Weapon Law Violations	0	0
		Animal Cruelty	0	0
		Total Group A Offenses	43	2
			0	0
Offense Overview				
Incident Total	41			
Offense Total	43			
Group A Crimes per 100,000 population	2,087.6			
Arrest Overview				
Total Arrests	2			
Adult Arrests	2			
Juvenile Arrests	0			
Unknown Age	0			
Arrests per 100,000 population	101.8			
Group B Arrests				
Offense	Adult	Juvenile		
Bad Checks	0	0		
Curfew/Loitering/Vagrancy Violations	0	0		
Disorderly Conduct	0	0		
Driving Under the Influence	0	0		
Drunkenness	0	0		
Family Offenses (Nonviolent)	0	0		
Liquor Law Violations	0	0		
Peeping Tom	0	0		
Runaway	0	0		
Trespass of Real Property	0	0		
All Other Offenses	0	0		
Total Group B	0	0		

(*) Offenses are counted using the FBI Units of Count for Crime

(**) The 'Arrests' column shows arrests made for incidents during the selected period, regardless of arrest date. Arrest counts for the same period may change over time.

Nelson County Sheriff's Office - VA0620000 - NIBRS Agency Crime Overview - 2019

2019 Population Estimate		14,794		Offenses (*)	Arrests (**)		
				Reported	Adult	Juvenile	
Law Enforcement Employees				Group A Offenses			
				Crimes Against Persons			
Sworn Male	21			Murder and Nonnegligent Manslaughter	0	0	0
Sworn Female	2			Negligent Manslaughter	0	0	0
Civilian Male	1			Kidnapping/Abduction	2	0	0
Civilian Female	4			Forcible Rape	6	0	0
Total:	28			Forcible Sodomy	2	0	0
				Sexual Assault With An Object	0	0	0
				Forcible Fondling	9	0	0
Offense Overview				Incest	0	0	0
Incident Total	570			Statutory Rape	1	0	0
Offense Total	661			Aggravated Assault	18	1	0
Group A Crimes per 100,000 population	3,852.9			Simple Assault	154	4	0
				Intimidation	23	0	0
				Human Trafficking, Commercial Sex Acts	0	0	0
				Human Trafficking, Involuntary Servitude	0	0	0
				Crimes Against Property			
Arrest Overview				Arson	0	0	0
Total Arrests	167			Bribery	0	0	0
Adult Arrests	134			Burglary/Breaking & Entering	27	0	0
Juvenile Arrests	33			Counterfeiting/Forgery	4	0	0
Unknown Age	0			Destruction/Damage/Vandalism of Property	92	0	0
Arrests per 100,000 population	1,128.8			Embezzlement	0	0	0
				Extortion/Blackmail	0	0	0
				False Pretenses/Swindle/Confidence Game	16	0	0
				Credit Card/Automatic Teller Fraud	18	0	0
				Impersonation	5	0	0
				Welfare Fraud	0	0	0
				Wire Fraud	7	0	0
				Identity Theft	0	0	0
				Hacking/Computer Invasion	0	0	0
				Robbery	0	0	0
				Pocket-picking	0	0	0
				Purse-snatching	0	0	0
				Shoplifting	14	0	0
				Theft From Building	34	0	0
				Theft From Coin Operated Machine or Device	0	0	0
				Theft From Motor Vehicle	13	0	0
				Theft of Motor Vehicle Parts/Accessories	8	0	0
				All Other Larceny	65	1	0
				Motor Vehicle Theft	17	0	0
				Stolen Property Offenses	1	0	0
				Crimes Against Society			
				Drug/Narcotic Violations	98	2	0
				Drug Equipment Violations	5	0	0
				Betting/Wagering	0	0	0
				Operating/Promoting/Assisting Gambling	0	0	0
				Gambling Equipment Violations	0	0	0
				Sports Tampering	0	0	0
				Pornography/Obscene Material	7	0	0
				Prostitution	0	0	0
				Assisting or Promoting Prostitution	0	0	0
				Purchasing Prostitution	0	0	0
				Weapon Law Violations	15	0	0
				Animal Cruelty	0	0	0
				Total Group A Offenses	661	8	0
				Group B Arrests			
				Offense			
				Adult	Juvenile		
Bad Checks	0	0					
Curfew/Loitering/Vagrancy Violations	0	0					
Disorderly Conduct	0	0					
Driving Under the Influence	8	0					
Drunkenness	5	0					
Family Offenses (Nonviolent)	1	0					
Liquor Law Violations	1	0					
Peeping Tom	0	0					
Runaway	0	0					
Trespass of Real Property	95	33					
All Other Offenses	16	0					
Total Group B	126	33					

(*) Offenses are counted using the FBI Units of Count for Crime

(**) The 'Arrests' column shows arrests made for incidents during the selected period, regardless of arrest date. Arrest counts for the same period may change over time.

New Kent Sheriff's Office - VA0630000 - NIBRS Agency Crime Overview - 2019

2019 Population Estimate	23,066	Offenses (*)	Arrests (**)		
		Reported	Adult	Juvenile	
Law Enforcement Employees		Group A Offenses			
Sworn Male	28	Crimes Against Persons			
Sworn Female	4	Murder and Nonnegligent Manslaughter	3	3	0
Civilian Male	2	Negligent Manslaughter	0	0	0
Civilian Female	12	Kidnapping/Abduction	5	1	0
Total:	46	Forcible Rape	2	0	0
		Forcible Sodomy	0	0	0
		Sexual Assault With An Object	4	1	0
		Forcible Fondling	5	1	0
Offense Overview		Incest	0	0	0
Incident Total	814	Statutory Rape	0	0	0
Offense Total	969	Aggravated Assault	28	5	1
Group A Crimes per 100,000 population	3,529.0	Simple Assault	194	50	9
		Intimidation	12	2	1
		Human Trafficking, Commercial Sex Acts	0	0	0
		Human Trafficking, Involuntary Servitude	0	0	0
Arrest Overview		Crimes Against Property			
Total Arrests	703	Arson	0	0	0
Adult Arrests	664	Bribery	1	1	0
Juvenile Arrests	38	Burglary/Breaking & Entering	16	3	0
Unknown Age	1	Counterfeiting/Forgery	16	4	0
Arrests per 100,000 population	3,047.8	Destruction/Damage/Vandalism of Property	118	4	0
		Embezzlement	8	3	0
		Extortion/Blackmail	3	0	0
		False Pretenses/Swindle/Confidence Game	30	7	0
		Credit Card/Automatic Teller Fraud	24	0	0
		Impersonation	15	4	0
		Welfare Fraud	0	0	0
		Wire Fraud	3	0	0
		Identity Theft	21	1	0
		Hacking/Computer Invasion	0	0	0
		Robbery	4	0	1
		Pocket-picking	4	1	1
		Purse-snatching	0	0	0
		Shoplifting	6	1	0
		Theft From Building	4	1	0
		Theft From Coin Operated Machine or Device	0	0	0
		Theft From Motor Vehicle	20	0	0
		Theft of Motor Vehicle Parts/Accessories	1	0	0
		All Other Larceny	145	12	2
		Motor Vehicle Theft	2	1	0
		Stolen Property Offenses	6	0	0
		Crimes Against Society			
		Drug/Narcotic Violations	162	116	11
		Drug Equipment Violations	10	0	0
		Betting/Wagering	0	0	0
		Operating/Promoting/Assisting Gambling	0	0	0
		Gambling Equipment Violations	0	0	0
		Sports Tampering	0	0	0
		Pornography/Obscene Material	11	2	7
		Prostitution	0	0	0
		Assisting or Promoting Prostitution	0	0	0
		Purchasing Prostitution	0	0	0
		Weapon Law Violations	28	18	0
		Animal Cruelty	58	19	0
		Total Group A Offenses	969	261	33
Group B Arrests					
Offense	Adult	Juvenile			
Bad Checks	0	0			
Curfew/Loitering/Vagrancy Violations	0	0			
Disorderly Conduct	8	0			
Driving Under the Influence	47	0			
Drunkenness	16	0			
Family Offenses (Nonviolent)	0	1			
Liquor Law Violations	3	0			
Peeping Tom	0	0			
Runaway	0	0			
Trespass of Real Property	5	1			
All Other Offenses	324	3			
Total Group B	403	5			

(*) Offenses are counted using the FBI Units of Count for Crime

(**) The 'Arrests' column shows arrests made for incidents during the selected period, regardless of arrest date. Arrest counts for the same period may change over time.

New Market Police Department - VA0850500 - NIBRS Agency Crime Overview - 2019

2019 Population Estimate	2,248	Offenses (*)	Arrests (**)	
		Reported	Adult	Juvenile
Law Enforcement Employees		Group A Offenses		
		Crimes Against Persons		
Sworn Male	6	Murder and Nonnegligent Manslaughter	0	0
Sworn Female	0	Negligent Manslaughter	0	0
Civilian Male	0	Kidnapping/Abduction	0	0
Civilian Female	0	Forcible Rape	0	0
Total:	6	Forcible Sodomy	0	0
		Sexual Assault With An Object	0	0
		Forcible Fondling	0	0
		Incest	0	0
Offense Overview		Statutory Rape	0	0
Incident Total	56	Aggravated Assault	1	0
Offense Total	57	Simple Assault	11	5
Group A Crimes per 100,000 population	2,491.1	Intimidation	0	0
		Human Trafficking, Commercial Sex Acts	0	0
		Human Trafficking, Involuntary Servitude	0	0
		Crimes Against Property		
Arrest Overview		Arson	0	0
Total Arrests	18	Bribery	0	0
Adult Arrests	18	Burglary/Breaking & Entering	1	0
Juvenile Arrests	0	Counterfeiting/Forgery	0	0
Unknown Age	0	Destruction/Damage/Vandalism of Property	6	0
Arrests per 100,000 population	800.7	Embezzlement	1	0
		Extortion/Blackmail	0	0
		False Pretenses/Swindle/Confidence Game	5	0
		Credit Card/Automatic Teller Fraud	1	0
		Impersonation	3	0
		Welfare Fraud	0	0
		Wire Fraud	0	0
		Identity Theft	0	0
		Hacking/Computer Invasion	0	0
		Robbery	0	0
		Pocket-picking	0	0
		Purse-snatching	0	0
		Shoplifting	2	0
		Theft From Building	4	0
		Theft From Coin Operated Machine or Device	0	0
		Theft From Motor Vehicle	2	0
		Theft of Motor Vehicle Parts/Accessories	1	0
		All Other Larceny	9	0
		Motor Vehicle Theft	0	0
		Stolen Property Offenses	0	0
		Crimes Against Society		
		Drug/Narcotic Violations	9	3
		Drug Equipment Violations	0	0
		Betting/Wagering	0	0
		Operating/Promoting/Assisting Gambling	0	0
		Gambling Equipment Violations	0	0
		Sports Tampering	0	0
		Pornography/Obscene Material	0	0
		Prostitution	0	0
		Assisting or Promoting Prostitution	0	0
		Purchasing Prostitution	0	0
		Weapon Law Violations	1	0
		Animal Cruelty	0	0
		Total Group A Offenses	57	8
			0	0

(*) Offenses are counted using the FBI Units of Count for Crime

(**) The 'Arrests' column shows arrests made for incidents during the selected period, regardless of arrest date. Arrest counts for the same period may change over time.

Newport News PD - VA1160000 - NIBRS Agency Crime Overview - 2019

2019 Population Estimate		181,000		Offenses (*)	Arrests (**)	
				Reported	Adult	Juvenile
Law Enforcement Employees				Group A Offenses		
				Crimes Against Persons		
Sworn Male	372	Murder and Nonnegligent Manslaughter		24	7	1
Sworn Female	73	Negligent Manslaughter		0	0	0
Civilian Male	27	Kidnapping/Abduction		84	140	9
Civilian Female	131	Forcible Rape		37	8	0
Total:	603	Forcible Sodomy		21	1	3
				Sexual Assault With An Object		6
				Forcible Fondling		45
				Incest		0
				Statutory Rape		3
Offense Overview				Crimes Against Property		
Incident Total	12,796	Aggravated Assault		810	300	26
Offense Total	15,207	Simple Assault		2,845	1,269	43
Group A Crimes per 100,000 population	7,069.6	Intimidation		528	61	18
				Human Trafficking, Commercial Sex Acts		1
				Human Trafficking, Involuntary Servitude		0
				Arson		40
Arrest Overview				Bribery		1
Total Arrests	8,403	Burglary/Breaking & Entering		523	36	9
Adult Arrests	8,065	Counterfeiting/Forgery		126	24	0
Juvenile Arrests	338	Destruction/Damage/Vandalism of Property		1,841	110	6
Unknown Age	0	Embezzlement		85	36	0
Arrests per 100,000 population	4,642.5	Extortion/Blackmail		9	1	0
				False Pretenses/Swindle/Confidence Game		231
				Credit Card/Automatic Teller Fraud		266
				Impersonation		257
				Welfare Fraud		1
				Wire Fraud		31
				Identity Theft		40
				Hacking/Computer Invasion		0
				Robbery		164
				Pocket-picking		9
				Purse-snatching		5
				Shoplifting		1,032
				Theft From Building		136
				Theft From Coin Operated Machine or Device		2
				Theft From Motor Vehicle		887
				Theft of Motor Vehicle Parts/Accessories		386
				All Other Larceny		1,236
				Motor Vehicle Theft		345
				Stolen Property Offenses		20
				Crimes Against Society		
				Drug/Narcotic Violations		1,912
				Drug Equipment Violations		42
				Betting/Wagering		0
				Operating/Promoting/Assisting Gambling		0
				Gambling Equipment Violations		0
				Sports Tampering		0
				Pornography/Obscene Material		38
				Prostitution		5
				Assisting or Promoting Prostitution		0
				Purchasing Prostitution		0
				Weapon Law Violations		1,097
				Animal Cruelty		36
				Total Group A Offenses		15,207
						4,649
						252

Group B Arrests		
Offense	Adult	Juvenile
Bad Checks	2	0
Curfew/Loitering/Vagrancy Violations	0	0
Disorderly Conduct	62	0
Driving Under the Influence	635	0
Drunkenness	585	0
Family Offenses (Nonviolent)	73	12
Liquor Law Violations	50	7
Peeping Tom	0	0
Runaway	0	5
Trespass of Real Property	291	10
All Other Offenses	1,718	52
Total Group B	3,416	86

(*) Offenses are counted using the FBI Units of Count for Crime

(**) The 'Arrests' column shows arrests made for incidents during the selected period, regardless of arrest date. Arrest counts for the same period may change over time.

Norfolk Police Department - VA1170000 - NIBRS Agency Crime Overview - 2019

2019 Population Estimate	245,054	Offenses (*)	Arrests (**)		
		Reported	Adult	Juvenile	
Law Enforcement Employees		Group A Offenses			
		Crimes Against Persons			
Sworn Male	615	Murder and Nonnegligent Manslaughter	36	30	1
Sworn Female	76	Negligent Manslaughter	0	0	0
Civilian Male	21	Kidnapping/Abduction	60	62	16
Civilian Female	71	Forcible Rape	86	15	0
Total:	783	Forcible Sodomy	35	11	0
		Sexual Assault With An Object	17	5	0
		Forcible Fondling	90	23	1
		Incest	0	2	0
Offense Overview		Statutory Rape	1	0	0
Incident Total	17,881	Aggravated Assault	853	276	37
Offense Total	19,738	Simple Assault	2,814	1,195	16
Group A Crimes per 100,000 population	7,296.8	Intimidation	692	29	6
		Human Trafficking, Commercial Sex Acts	3	0	0
		Human Trafficking, Involuntary Servitude	0	0	0
		Crimes Against Property			
Arrest Overview		Arson	8	6	0
Total Arrests	13,651	Bribery	0	0	0
Adult Arrests	11,598	Burglary/Breaking & Entering	846	62	20
Juvenile Arrests	2,053	Counterfeiting/Forgery	154	31	0
Unknown Age	0	Destruction/Damage/Vandalism of Property	2,626	66	6
Arrests per 100,000 population	5,570.6	Embezzlement	57	18	0
		Extortion/Blackmail	5	0	0
		False Pretenses/Swindle/Confidence Game	324	58	0
		Credit Card/Automatic Teller Fraud	96	5	0
		Impersonation	63	26	1
		Welfare Fraud	0	0	0
		Wire Fraud	9	0	0
		Identity Theft	107	0	0
		Hacking/Computer Invasion	2	0	0
		Robbery	313	56	13
		Pocket-picking	6	0	0
		Purse-snatching	4	0	0
		Shoplifting	1,445	215	6
		Theft From Building	932	0	0
		Theft From Coin Operated Machine or Device	0	0	0
		Theft From Motor Vehicle	2,271	0	0
		Theft of Motor Vehicle Parts/Accessories	1,083	0	0
		All Other Larceny	1,103	451	40
		Motor Vehicle Theft	832	8	2
		Stolen Property Offenses	97	65	32
		Crimes Against Society			
		Drug/Narcotic Violations	1,711	1,051	22
		Drug Equipment Violations	468	6	0
		Betting/Wagering	1	3	0
		Operating/Promoting/Assisting Gambling	1	0	0
		Gambling Equipment Violations	1	0	0
		Sports Tampering	0	0	0
		Pornography/Obscene Material	14	3	1
		Prostitution	58	77	1
		Assisting or Promoting Prostitution	22	11	0
		Purchasing Prostitution	4	1	0
		Weapon Law Violations	381	203	16
		Animal Cruelty	7	5	0
		Total Group A Offenses	19,738	4,075	237
		Group B Arrests			
Offense		Adult	Juvenile		
Bad Checks	6	0			
Curfew/Loitering/Vagrancy Violations	0	0			
Disorderly Conduct	282	8			
Driving Under the Influence	269	0			
Drunkenness	525	1			
Family Offenses (Nonviolent)	272	0			
Liquor Law Violations	786	3			
Peeping Tom	1	0			
Runaway	0	20			
Trespass of Real Property	707	10			
All Other Offenses	4,675	1,774			
Total Group B	7,523	1,816			

(*) Offenses are counted using the FBI Units of Count for Crime

(**) The 'Arrests' column shows arrests made for incidents during the selected period, regardless of arrest date. Arrest counts for the same period may change over time.

Northampton County Sheriffs Office - VA0650000 - NIBRS Agency Crime Overview - 2019

2019 Population Estimate	9,429	Offenses (*)	Arrests (**)	
		Reported	Adult	Juvenile
Law Enforcement Employees		Group A Offenses		
		Crimes Against Persons		
Sworn Male	51	Murder and Nonnegligent Manslaughter	0	0
Sworn Female	17	Negligent Manslaughter	0	0
Civilian Male	2	Kidnapping/Abduction	2	1
Civilian Female	15	Forcible Rape	2	0
Total:	85	Forcible Sodomy	0	0
		Sexual Assault With An Object	0	0
		Forcible Fondling	3	2
		Incest	0	0
		Statutory Rape	0	0
		Aggravated Assault	8	4
		Simple Assault	52	25
		Intimidation	3	0
		Human Trafficking, Commercial Sex Acts	0	0
		Human Trafficking, Involuntary Servitude	0	0
		Crimes Against Property		
		Arson	0	0
		Bribery	0	0
		Burglary/Breaking & Entering	11	0
		Counterfeiting/Forgery	6	0
		Destruction/Damage/Vandalism of Property	33	4
		Embezzlement	2	2
		Extortion/Blackmail	1	1
		False Pretenses/Swindle/Confidence Game	3	0
		Credit Card/Automatic Teller Fraud	8	0
		Impersonation	3	1
		Welfare Fraud	0	0
		Wire Fraud	0	0
		Identity Theft	0	0
		Hacking/Computer Invasion	0	0
		Robbery	2	0
		Pocket-picking	1	0
		Purse-snatching	0	0
		Shoplifting	5	1
		Theft From Building	5	0
		Theft From Coin Operated Machine or Device	0	0
		Theft From Motor Vehicle	4	0
		Theft of Motor Vehicle Parts/Accessories	0	0
		All Other Larceny	20	2
		Motor Vehicle Theft	8	1
		Stolen Property Offenses	4	0
		Crimes Against Society		
		Drug/Narcotic Violations	7	2
		Drug Equipment Violations	0	0
		Betting/Wagering	0	0
		Operating/Promoting/Assisting Gambling	0	0
		Gambling Equipment Violations	0	0
		Sports Tampering	0	0
		Pornography/Obscene Material	0	0
		Prostitution	0	0
		Assisting or Promoting Prostitution	0	0
		Purchasing Prostitution	0	0
		Weapon Law Violations	3	0
		Animal Cruelty	0	0
		Total Group A Offenses	196	46
			21	
Offense Overview				
Incident Total	169			
Offense Total	196			
Group A Crimes per 100,000 population	1,792.3			
Arrest Overview				
Total Arrests	88			
Adult Arrests	66			
Juvenile Arrests	22			
Unknown Age	0			
Arrests per 100,000 population	933.3			
Group B Arrests				
Offense	Adult	Juvenile		
Bad Checks	0	0		
Curfew/Loitering/Vagrancy Violations	0	0		
Disorderly Conduct	2	1		
Driving Under the Influence	2	0		
Drunkenness	0	0		
Family Offenses (Nonviolent)	0	0		
Liquor Law Violations	0	0		
Peeping Tom	0	0		
Runaway	0	0		
Trespass of Real Property	1	0		
All Other Offenses	15	0		
Total Group B	20	1		

(*) Offenses are counted using the FBI Units of Count for Crime

(**) The 'Arrests' column shows arrests made for incidents during the selected period, regardless of arrest date. Arrest counts for the same period may change over time.

Northumberland County Sheriff's Office - VA0660000 - NIBRS Agency Crime Overview - 2019

2019 Population Estimate		11,981	Offenses (*)	Arrests (**)		
			Reported	Adult	Juvenile	
Law Enforcement Employees			Group A Offenses			
			Crimes Against Persons			
Sworn Male	21		Murder and Nonnegligent Manslaughter	1	1	0
Sworn Female	3		Negligent Manslaughter	0	0	0
Civilian Male	2		Kidnapping/Abduction	0	0	0
Civilian Female	9		Forcible Rape	4	0	0
Total:	35		Forcible Sodomy	1	0	0
			Sexual Assault With An Object	1	1	0
			Forcible Fondling	0	0	0
Offense Overview			Incest	0	0	0
Incident Total	192		Statutory Rape	0	0	0
Offense Total	218		Aggravated Assault	13	6	0
Group A Crimes per 100,000 population	1,602.5		Simple Assault	45	20	0
			Intimidation	1	1	0
			Human Trafficking, Commercial Sex Acts	0	0	0
			Human Trafficking, Involuntary Servitude	0	0	0
Arrest Overview			Crimes Against Property			
Total Arrests	167		Arson	2	0	0
Adult Arrests	167		Bribery	0	0	0
Juvenile Arrests	0		Burglary/Breaking & Entering	21	6	0
Unknown Age	0		Counterfeiting/Forgery	2	0	0
Arrests per 100,000 population	1,393.9		Destruction/Damage/Vandalism of Property	23	4	0
			Embezzlement	2	1	0
			Extortion/Blackmail	0	0	0
			False Pretenses/Swindle/Confidence Game	4	0	0
			Credit Card/Automatic Teller Fraud	1	0	0
			Impersonation	0	0	0
			Welfare Fraud	0	0	0
			Wire Fraud	1	0	0
			Identity Theft	0	0	0
			Hacking/Computer Invasion	0	0	0
			Robbery	0	0	0
			Pocket-picking	0	0	0
			Purse-snatching	0	0	0
			Shoplifting	8	2	0
			Theft From Building	10	0	0
			Theft From Coin Operated Machine or Device	2	0	0
			Theft From Motor Vehicle	8	0	0
			Theft of Motor Vehicle Parts/Accessories	0	0	0
			All Other Larceny	21	7	0
			Motor Vehicle Theft	4	1	0
			Stolen Property Offenses	0	0	0
			Crimes Against Society			
			Drug/Narcotic Violations	35	14	0
			Drug Equipment Violations	3	0	0
			Betting/Wagering	0	0	0
			Operating/Promoting/Assisting Gambling	0	0	0
			Gambling Equipment Violations	0	0	0
			Sports Tampering	0	0	0
			Pornography/Obscene Material	0	0	0
			Prostitution	0	0	0
			Assisting or Promoting Prostitution	0	0	0
			Purchasing Prostitution	0	0	0
			Weapon Law Violations	2	1	0
			Animal Cruelty	3	0	0
			Total Group A Offenses	218	65	0
Group B Arrests						
Offense	Adult	Juvenile				
Bad Checks	0	0				
Curfew/Loitering/Vagrancy Violations	0	0				
Disorderly Conduct	2	0				
Driving Under the Influence	15	0				
Drunkenness	5	0				
Family Offenses (Nonviolent)	0	0				
Liquor Law Violations	0	0				
Peeping Tom	0	0				
Runaway	0	0				
Trespass of Real Property	2	0				
All Other Offenses	78	0				
Total Group B	102	0				

(*) Offenses are counted using the FBI Units of Count for Crime

(**) The 'Arrests' column shows arrests made for incidents during the selected period, regardless of arrest date. Arrest counts for the same period may change over time.

Norton Police Department - VA1180000 - NIBRS Agency Crime Overview - 2019

2019 Population Estimate	3,879	Offenses (*)	Arrests (**)	
		Reported	Adult	Juvenile
Law Enforcement Employees		Group A Offenses		
		Crimes Against Persons		
Sworn Male	13	Murder and Nonnegligent Manslaughter	0	0
Sworn Female	1	Negligent Manslaughter	0	0
Civilian Male	1	Kidnapping/Abduction	3	4
Civilian Female	7	Forcible Rape	1	0
Total:	22	Forcible Sodomy	0	0
		Sexual Assault With An Object	1	1
		Forcible Fondling	0	0
		Incest	0	0
Offense Overview		Statutory Rape	0	0
Incident Total	287	Aggravated Assault	4	2
Offense Total	370	Simple Assault	46	19
Group A Crimes per 100,000 population	7,398.8	Intimidation	0	0
		Human Trafficking, Commercial Sex Acts	0	0
		Human Trafficking, Involuntary Servitude	0	0
Arrest Overview		Crimes Against Property		
Total Arrests	525	Arson	0	0
Adult Arrests	505	Bribery	0	0
Juvenile Arrests	20	Burglary/Breaking & Entering	7	0
Unknown Age	0	Counterfeiting/Forgery	4	3
Arrests per 100,000 population	13,534.4	Destruction/Damage/Vandalism of Property	13	2
		Embezzlement	2	1
		Extortion/Blackmail	0	0
		False Pretenses/Swindle/Confidence Game	7	4
		Credit Card/Automatic Teller Fraud	8	3
		Impersonation	3	3
		Welfare Fraud	0	0
		Wire Fraud	0	0
		Identity Theft	2	5
		Hacking/Computer Invasion	0	0
		Robbery	0	0
		Pocket-picking	0	0
		Purse-snatching	0	0
		Shoplifting	101	97
		Theft From Building	9	0
		Theft From Coin Operated Machine or Device	1	0
		Theft From Motor Vehicle	5	0
		Theft of Motor Vehicle Parts/Accessories	0	0
		All Other Larceny	3	4
		Motor Vehicle Theft	6	0
		Stolen Property Offenses	2	2
		Crimes Against Society		
		Drug/Narcotic Violations	76	61
		Drug Equipment Violations	52	13
		Betting/Wagering	0	0
		Operating/Promoting/Assisting Gambling	0	0
		Gambling Equipment Violations	0	0
		Sports Tampering	0	0
		Pornography/Obscene Material	2	0
		Prostitution	0	0
		Assisting or Promoting Prostitution	0	0
		Purchasing Prostitution	0	0
		Weapon Law Violations	12	7
		Animal Cruelty	0	0
		Total Group A Offenses	370	231
			4	

(*) Offenses are counted using the FBI Units of Count for Crime

(**) The 'Arrests' column shows arrests made for incidents during the selected period, regardless of arrest date. Arrest counts for the same period may change over time.

Nottoway CO Sheriff's Office - VA0670000 - NIBRS Agency Crime Overview - 2019

2019 Population Estimate	9,455	Offenses (*)	Arrests (**)		
		Reported	Adult	Juvenile	
Law Enforcement Employees		Group A Offenses			
Sworn Male	13	Crimes Against Persons			
Sworn Female	1	Murder and Nonnegligent Manslaughter	1	0	0
Civilian Male	4	Negligent Manslaughter	0	0	0
Civilian Female	7	Kidnapping/Abduction	1	0	0
Total:	25	Forcible Rape	2	0	0
		Forcible Sodomy	0	0	0
		Sexual Assault With An Object	1	0	0
		Forcible Fondling	3	0	0
Offense Overview		Incest	0	0	0
Incident Total	224	Statutory Rape	0	0	0
Offense Total	247	Aggravated Assault	10	3	0
Group A Crimes per 100,000 population	2,369.1	Simple Assault	57	21	0
		Intimidation	2	0	0
		Human Trafficking, Commercial Sex Acts	0	0	0
		Human Trafficking, Involuntary Servitude	0	0	0
Arrest Overview		Crimes Against Property			
Total Arrests	118	Arson	0	0	0
Adult Arrests	118	Bribery	0	0	0
Juvenile Arrests	0	Burglary/Breaking & Entering	16	3	0
Unknown Age	0	Counterfeiting/Forgery	3	0	0
Arrests per 100,000 population	1,248.0	Destruction/Damage/Vandalism of Property	24	0	0
		Embezzlement	0	0	0
		Extortion/Blackmail	0	0	0
		False Pretenses/Swindle/Confidence Game	2	0	0
		Credit Card/Automatic Teller Fraud	3	0	0
		Impersonation	0	0	0
		Welfare Fraud	0	0	0
		Wire Fraud	0	0	0
		Identity Theft	1	0	0
		Hacking/Computer Invasion	0	0	0
		Robbery	1	1	0
		Pocket-picking	0	0	0
		Purse-snatching	0	0	0
		Shoplifting	1	0	0
		Theft From Building	3	0	0
		Theft From Coin Operated Machine or Device	0	0	0
		Theft From Motor Vehicle	2	0	0
		Theft of Motor Vehicle Parts/Accessories	1	0	0
		All Other Larceny	41	4	0
		Motor Vehicle Theft	9	1	0
		Stolen Property Offenses	0	0	0
		Crimes Against Society			
		Drug/Narcotic Violations	51	4	0
		Drug Equipment Violations	2	1	0
		Betting/Wagering	0	0	0
		Operating/Promoting/Assisting Gambling	0	0	0
		Gambling Equipment Violations	0	0	0
		Sports Tampering	0	0	0
		Pornography/Obscene Material	2	0	0
		Prostitution	0	0	0
		Assisting or Promoting Prostitution	0	0	0
		Purchasing Prostitution	0	0	0
		Weapon Law Violations	8	4	0
		Animal Cruelty	0	0	0
		Total Group A Offenses	247	42	0
Group B Arrests					
Offense	Adult	Juvenile			
Bad Checks	0	0			
Curfew/Loitering/Vagrancy Violations	0	0			
Disorderly Conduct	12	0			
Driving Under the Influence	1	0			
Drunkenness	2	0			
Family Offenses (Nonviolent)	0	0			
Liquor Law Violations	0	0			
Peeping Tom	0	0			
Runaway	0	0			
Trespass of Real Property	1	0			
All Other Offenses	60	0			
Total Group B	76	0			

(*) Offenses are counted using the FBI Units of Count for Crime

(**) The 'Arrests' column shows arrests made for incidents during the selected period, regardless of arrest date. Arrest counts for the same period may change over time.

Occoquan Police Department - VA0750700 - NIBRS Agency Crime Overview - 2019

2019 Population Estimate	1,089	Offenses (*)	Arrests (**)	
		Reported	Adult	Juvenile
Law Enforcement Employees		Group A Offenses		
		Crimes Against Persons		
Sworn Male	1	Murder and Nonnegligent Manslaughter	0	0
Sworn Female	0	Negligent Manslaughter	0	0
Civilian Male	0	Kidnapping/Abduction	1	0
Civilian Female	0	Forcible Rape	0	0
Total:	1	Forcible Sodomy	0	0
		Sexual Assault With An Object	0	0
		Forcible Fondling	0	0
		Incest	0	0
Offense Overview		Statutory Rape	0	0
Incident Total	37	Aggravated Assault	1	0
Offense Total	38	Simple Assault	3	1
Group A Crimes per 100,000 population	3,397.6	Intimidation	0	0
		Human Trafficking, Commercial Sex Acts	0	0
		Human Trafficking, Involuntary Servitude	0	0
Arrest Overview		Crimes Against Property		
Total Arrests	51	Arson	0	0
Adult Arrests	51	Bribery	0	0
Juvenile Arrests	0	Burglary/Breaking & Entering	0	0
Unknown Age	0	Counterfeiting/Forgery	2	1
Arrests per 100,000 population	4,683.2	Destruction/Damage/Vandalism of Property	1	1
		Embezzlement	0	0
		Extortion/Blackmail	0	0
		False Pretenses/Swindle/Confidence Game	0	0
		Credit Card/Automatic Teller Fraud	0	0
		Impersonation	0	0
		Welfare Fraud	0	0
		Wire Fraud	0	0
		Identity Theft	0	0
		Hacking/Computer Invasion	0	0
		Robbery	0	0
		Pocket-picking	0	0
		Purse-snatching	0	0
		Shoplifting	0	0
		Theft From Building	0	0
		Theft From Coin Operated Machine or Device	0	0
		Theft From Motor Vehicle	2	0
		Theft of Motor Vehicle Parts/Accessories	0	0
		All Other Larceny	0	0
		Motor Vehicle Theft	0	0
		Stolen Property Offenses	0	0
		Crimes Against Society		
		Drug/Narcotic Violations	28	19
		Drug Equipment Violations	0	0
		Betting/Wagering	0	0
		Operating/Promoting/Assisting Gambling	0	0
		Gambling Equipment Violations	0	0
		Sports Tampering	0	0
		Pornography/Obscene Material	0	0
		Prostitution	0	0
		Assisting or Promoting Prostitution	0	0
		Purchasing Prostitution	0	0
		Weapon Law Violations	0	0
		Animal Cruelty	0	0
		Total Group A Offenses	38	23
			0	0

(*) Offenses are counted using the FBI Units of Count for Crime

(**) The 'Arrests' column shows arrests made for incidents during the selected period, regardless of arrest date. Arrest counts for the same period may change over time.

Onancock Police Department - VA0010200 - NIBRS Agency Crime Overview - 2019

2019 Population Estimate		1,215	Offenses (*)	Arrests (**)	
			Reported	Adult	Juvenile
Law Enforcement Employees			Group A Offenses		
			Crimes Against Persons		
Sworn Male	4		Murder and Nonnegligent Manslaughter	0	0
Sworn Female	1		Negligent Manslaughter	0	0
Civilian Male	0		Kidnapping/Abduction	0	0
Civilian Female	0		Forcible Rape	0	0
Total:	5		Forcible Sodomy	0	0
			Sexual Assault With An Object	1	0
			Forcible Fondling	0	0
			Incest	0	0
Offense Overview			Crimes Against Property		
Incident Total	73		Arson	1	0
Offense Total	75		Bribery	0	0
Group A Crimes per 100,000 population	6,008.2		Burglary/Breaking & Entering	7	0
			Counterfeiting/Forgery	1	0
			Destruction/Damage/Vandalism of Property	23	0
			Embezzlement	0	0
			Extortion/Blackmail	0	0
			False Pretenses/Swindle/Confidence Game	0	0
			Credit Card/Automatic Teller Fraud	0	0
			Impersonation	0	0
			Welfare Fraud	0	0
			Wire Fraud	0	0
			Identity Theft	1	0
			Hacking/Computer Invasion	0	0
			Robbery	1	0
			Pocket-picking	0	0
			Purse-snatching	0	0
			Shoplifting	1	0
			Theft From Building	0	0
			Theft From Coin Operated Machine or Device	0	0
			Theft From Motor Vehicle	0	0
			Theft of Motor Vehicle Parts/Accessories	1	0
			All Other Larceny	13	0
			Motor Vehicle Theft	2	0
			Stolen Property Offenses	3	0
			Crimes Against Society		
			Drug/Narcotic Violations	2	2
			Drug Equipment Violations	2	0
			Betting/Wagering	0	0
			Operating/Promoting/Assisting Gambling	0	0
			Gambling Equipment Violations	0	0
			Sports Tampering	0	0
			Pornography/Obscene Material	0	0
			Prostitution	1	0
			Assisting or Promoting Prostitution	0	0
			Purchasing Prostitution	0	0
			Weapon Law Violations	1	0
			Animal Cruelty	2	1
			Total Group A Offenses	75	4
					3
Group B Arrests					
Offense	Adult	Juvenile			
Bad Checks	0	0			
Curfew/Loitering/Vagrancy Violations	0	0			
Disorderly Conduct	1	0			
Driving Under the Influence	7	0			
Drunkenness	3	0			
Family Offenses (Nonviolent)	0	0			
Liquor Law Violations	0	0			
Peeping Tom	0	0			
Runaway	0	0			
Trespass of Real Property	3	0			
All Other Offenses	1	0			
Total Group B	15	0			

(*) Offenses are counted using the FBI Units of Count for Crime

(**) The 'Arrests' column shows arrests made for incidents during the selected period, regardless of arrest date. Arrest counts for the same period may change over time.

Orange County Sheriffs Office - VA0680000 - NIBRS Agency Crime Overview - 2019

2019 Population Estimate	29,267	Offenses (*)			Arrests (**)	
		Group A Offenses	Reported	Adult	Juvenile	
Law Enforcement Employees		Crimes Against Persons				
Sworn Male	33	Murder and Nonnegligent Manslaughter	0	0	0	0
Sworn Female	7	Negligent Manslaughter	0	0	0	0
Civilian Male	0	Kidnapping/Abduction	0	0	0	0
Civilian Female	3	Forcible Rape	8	1	0	0
Total:	43	Forcible Sodomy	3	1	0	0
		Sexual Assault With An Object	1	0	0	0
		Forcible Fondling	14	0	0	0
Offense Overview		Incest	0	0	0	0
Incident Total	455	Statutory Rape	1	0	0	0
Offense Total	480	Aggravated Assault	10	3	1	1
Group A Crimes per 100,000 population	1,554.7	Simple Assault	90	39	0	0
		Intimidation	2	0	0	0
		Human Trafficking, Commercial Sex Acts	0	0	0	0
		Human Trafficking, Involuntary Servitude	0	0	0	0
Arrest Overview		Crimes Against Property				
Total Arrests	249	Arson	0	0	0	0
Adult Arrests	246	Bribery	0	0	0	0
Juvenile Arrests	3	Burglary/Breaking & Entering	17	2	0	0
Unknown Age	0	Counterfeiting/Forgery	5	0	0	0
Arrests per 100,000 population	850.8	Destruction/Damage/Vandalism of Property	85	3	0	0
		Embezzlement	4	1	0	0
		Extortion/Blackmail	1	1	0	0
		False Pretenses/Swindle/Confidence Game	8	0	0	0
		Credit Card/Automatic Teller Fraud	2	0	0	0
		Impersonation	0	0	0	0
		Welfare Fraud	0	0	0	0
		Wire Fraud	4	0	0	0
		Identity Theft	0	0	0	0
		Hacking/Computer Invasion	0	0	0	0
		Robbery	1	0	0	0
		Pocket-picking	0	0	0	0
		Purse-snatching	0	0	0	0
		Shoplifting	19	7	0	0
		Theft From Building	20	1	0	0
		Theft From Coin Operated Machine or Device	0	0	0	0
		Theft From Motor Vehicle	9	0	0	0
		Theft of Motor Vehicle Parts/Accessories	2	0	0	0
		All Other Larceny	47	5	0	0
		Motor Vehicle Theft	11	2	0	0
		Stolen Property Offenses	0	1	0	0
		Crimes Against Society				
		Drug/Narcotic Violations	86	43	0	0
		Drug Equipment Violations	15	1	0	0
		Betting/Wagering	0	0	0	0
		Operating/Promoting/Assisting Gambling	0	0	0	0
		Gambling Equipment Violations	0	0	0	0
		Sports Tampering	0	0	0	0
		Pornography/Obscene Material	4	0	0	0
		Prostitution	0	0	0	0
		Assisting or Promoting Prostitution	0	0	0	0
		Purchasing Prostitution	0	0	0	0
		Weapon Law Violations	8	3	0	0
		Animal Cruelty	3	0	0	0
		Total Group A Offenses	480	114	1	1
Group B Arrests						
Offense	Adult	Juvenile				
Bad Checks	0	0				
Curfew/Loitering/Vagrancy Violations	0	0				
Disorderly Conduct	1	0				
Driving Under the Influence	46	0				
Drunkenness	14	0				
Family Offenses (Nonviolent)	0	0				
Liquor Law Violations	0	0				
Peeping Tom	0	0				
Runaway	0	0				
Trespass of Real Property	2	0				
All Other Offenses	69	2				
Total Group B	132	2				

(*) Offenses are counted using the FBI Units of Count for Crime

(**) The 'Arrests' column shows arrests made for incidents during the selected period, regardless of arrest date. Arrest counts for the same period may change over time.

Orange Police Department - VA0680100 - NIBRS Agency Crime Overview - 2019

2019 Population Estimate	5,049	Offenses (*)	Arrests (**)		
		Reported	Adult	Juvenile	
Law Enforcement Employees		Group A Offenses			
		Crimes Against Persons			
Sworn Male	12	Murder and Nonnegligent Manslaughter	0	0	0
Sworn Female	3	Negligent Manslaughter	0	0	0
Civilian Male	0	Kidnapping/Abduction	1	1	0
Civilian Female	2	Forcible Rape	3	0	0
Total:	17	Forcible Sodomy	0	0	0
		Sexual Assault With An Object	0	0	0
		Forcible Fondling	5	1	0
Offense Overview		Incest	0	0	0
Incident Total	223	Statutory Rape	0	0	0
Offense Total	256	Aggravated Assault	12	4	0
Group A Crimes per 100,000 population	4,416.7	Simple Assault	48	11	0
		Intimidation	3	0	0
		Human Trafficking, Commercial Sex Acts	0	0	0
		Human Trafficking, Involuntary Servitude	0	0	0
Arrest Overview		Crimes Against Property			
Total Arrests	106	Arson	0	0	0
Adult Arrests	105	Bribery	0	0	0
Juvenile Arrests	1	Burglary/Breaking & Entering	12	1	0
Unknown Age	0	Counterfeiting/Forgery	6	2	0
Arrests per 100,000 population	2,099.4	Destruction/Damage/Vandalism of Property	21	2	0
		Embezzlement	4	1	0
		Extortion/Blackmail	0	0	0
		False Pretenses/Swindle/Confidence Game	6	0	0
		Credit Card/Automatic Teller Fraud	4	0	0
		Impersonation	1	0	0
		Welfare Fraud	0	0	0
		Wire Fraud	0	0	0
		Identity Theft	0	0	0
		Hacking/Computer Invasion	0	0	0
		Robbery	0	0	0
		Pocket-picking	0	0	0
		Purse-snatching	0	0	0
		Shoplifting	11	1	0
		Theft From Building	1	0	0
		Theft From Coin Operated Machine or Device	0	0	0
		Theft From Motor Vehicle	2	0	0
		Theft of Motor Vehicle Parts/Accessories	1	0	0
		All Other Larceny	53	2	0
		Motor Vehicle Theft	1	0	0
		Stolen Property Offenses	0	0	0
		Crimes Against Society			
		Drug/Narcotic Violations	47	25	1
		Drug Equipment Violations	10	0	0
		Betting/Wagering	0	0	0
		Operating/Promoting/Assisting Gambling	0	0	0
		Gambling Equipment Violations	0	0	0
		Sports Tampering	0	0	0
		Pornography/Obscene Material	0	0	0
		Prostitution	0	0	0
		Assisting or Promoting Prostitution	0	0	0
		Purchasing Prostitution	0	0	0
		Weapon Law Violations	4	2	0
		Animal Cruelty	0	0	0
		Total Group A Offenses	256	53	1
Group B Arrests					
Offense	Adult	Juvenile			
Bad Checks	0	0			
Curfew/Loitering/Vagrancy Violations	0	0			
Disorderly Conduct	0	0			
Driving Under the Influence	17	0			
Drunkenness	24	0			
Family Offenses (Nonviolent)	0	0			
Liquor Law Violations	2	0			
Peeping Tom	0	0			
Runaway	0	0			
Trespass of Real Property	2	0			
All Other Offenses	7	0			
Total Group B	52	0			

(*) Offenses are counted using the FBI Units of Count for Crime

(**) The 'Arrests' column shows arrests made for incidents during the selected period, regardless of arrest date. Arrest counts for the same period may change over time.

Page County Sheriff's Office - VA0690000 - NIBRS Agency Crime Overview - 2019

2019 Population Estimate	14,988	Offenses (*)	Arrests (**)		
		Reported	Adult	Juvenile	
Law Enforcement Employees		Group A Offenses			
		Crimes Against Persons			
Sworn Male	47	Murder and Nonnegligent Manslaughter	0	0	0
Sworn Female	8	Negligent Manslaughter	0	0	0
Civilian Male	6	Kidnapping/Abduction	7	5	0
Civilian Female	10	Forcible Rape	6	0	0
Total:	71	Forcible Sodomy	2	0	0
		Sexual Assault With An Object	1	0	0
		Forcible Fondling	3	0	0
Offense Overview		Incest	0	0	0
Incident Total	536	Statutory Rape	0	0	0
Offense Total	620	Aggravated Assault	18	8	0
Group A Crimes per 100,000 population	3,576.2	Simple Assault	60	23	1
		Intimidation	1	0	0
		Human Trafficking, Commercial Sex Acts	0	0	0
		Human Trafficking, Involuntary Servitude	0	0	0
Arrest Overview		Crimes Against Property			
Total Arrests	214	Arson	1	0	0
Adult Arrests	211	Bribery	0	0	0
Juvenile Arrests	3	Burglary/Breaking & Entering	34	4	0
Unknown Age	0	Counterfeiting/Forgery	5	0	0
Arrests per 100,000 population	1,427.8	Destruction/Damage/Vandalism of Property	61	5	0
		Embezzlement	1	0	0
		Extortion/Blackmail	1	0	0
		False Pretenses/Swindle/Confidence Game	10	0	0
		Credit Card/Automatic Teller Fraud	6	0	0
		Impersonation	1	1	0
		Welfare Fraud	6	0	0
		Wire Fraud	0	0	0
		Identity Theft	6	0	0
		Hacking/Computer Invasion	0	0	0
		Robbery	2	0	0
		Pocket-picking	0	0	0
		Purse-snatching	0	0	0
		Shoplifting	5	2	0
		Theft From Building	13	0	0
		Theft From Coin Operated Machine or Device	1	0	0
		Theft From Motor Vehicle	22	0	0
		Theft of Motor Vehicle Parts/Accessories	5	0	0
		All Other Larceny	74	0	0
		Motor Vehicle Theft	8	1	0
		Stolen Property Offenses	9	3	0
		Crimes Against Society			
		Drug/Narcotic Violations	204	86	2
		Drug Equipment Violations	13	0	0
		Betting/Wagering	0	0	0
		Operating/Promoting/Assisting Gambling	0	0	0
		Gambling Equipment Violations	0	0	0
		Sports Tampering	0	0	0
		Pornography/Obscene Material	2	0	0
		Prostitution	0	0	0
		Assisting or Promoting Prostitution	0	0	0
		Purchasing Prostitution	0	0	0
		Weapon Law Violations	22	1	0
		Animal Cruelty	10	1	0
		Total Group A Offenses	620	140	3
Group B Arrests					
Offense	Adult	Juvenile			
Bad Checks	0	0			
Curfew/Loitering/Vagrancy Violations	0	0			
Disorderly Conduct	0	0			
Driving Under the Influence	30	0			
Drunkenness	21	0			
Family Offenses (Nonviolent)	2	0			
Liquor Law Violations	0	0			
Peeping Tom	0	0			
Runaway	0	0			
Trespass of Real Property	2	0			
All Other Offenses	16	0			
Total Group B	71	0			

(*) Offenses are counted using the FBI Units of Count for Crime

(**) The 'Arrests' column shows arrests made for incidents during the selected period, regardless of arrest date. Arrest counts for the same period may change over time.

Parksley Police Department - VA0010300 - NIBRS Agency Crime Overview - 2019

2019 Population Estimate	814	Offenses (*)		Arrests (**)	
		Group A Offenses	Reported	Adult	Juvenile
Law Enforcement Employees		Crimes Against Persons			
Sworn Male	1	Murder and Nonnegligent Manslaughter	0	0	0
Sworn Female	1	Negligent Manslaughter	0	0	0
Civilian Male	0	Kidnapping/Abduction	0	0	0
Civilian Female	0	Forcible Rape	0	0	0
Total:	2	Forcible Sodomy	0	0	0
		Sexual Assault With An Object	0	0	0
		Forcible Fondling	0	0	0
Offense Overview		Incest	0	0	0
Incident Total	11	Statutory Rape	0	0	0
Offense Total	11	Aggravated Assault	0	0	0
Group A Crimes per 100,000 population	1,351.4	Simple Assault	0	0	0
		Intimidation	0	0	0
		Human Trafficking, Commercial Sex Acts	0	0	0
		Human Trafficking, Involuntary Servitude	0	0	0
Arrest Overview		Crimes Against Property			
Total Arrests	19	Arson	0	0	0
Adult Arrests	19	Bribery	0	0	0
Juvenile Arrests	0	Burglary/Breaking & Entering	0	1	0
Unknown Age	0	Counterfeiting/Forgery	1	0	0
Arrests per 100,000 population	2,334.2	Destruction/Damage/Vandalism of Property	1	0	0
		Embezzlement	1	0	0
		Extortion/Blackmail	0	0	0
		False Pretenses/Swindle/Confidence Game	0	0	0
		Credit Card/Automatic Teller Fraud	0	0	0
		Impersonation	0	0	0
		Welfare Fraud	0	0	0
		Wire Fraud	0	0	0
		Identity Theft	0	0	0
		Hacking/Computer Invasion	0	0	0
		Robbery	0	0	0
		Pocket-picking	0	0	0
		Purse-snatching	0	0	0
		Shoplifting	0	0	0
		Theft From Building	1	0	0
		Theft From Coin Operated Machine or Device	0	0	0
		Theft From Motor Vehicle	0	0	0
		Theft of Motor Vehicle Parts/Accessories	0	0	0
		All Other Larceny	1	1	0
		Motor Vehicle Theft	2	1	0
		Stolen Property Offenses	0	0	0
		Crimes Against Society			
		Drug/Narcotic Violations	4	4	0
		Drug Equipment Violations	0	0	0
		Betting/Wagering	0	0	0
		Operating/Promoting/Assisting Gambling	0	0	0
		Gambling Equipment Violations	0	0	0
		Sports Tampering	0	0	0
		Pornography/Obscene Material	0	0	0
		Prostitution	0	0	0
		Assisting or Promoting Prostitution	0	0	0
		Purchasing Prostitution	0	0	0
		Weapon Law Violations	0	0	0
		Animal Cruelty	0	0	0
		Total Group A Offenses	11	7	0
Group B Arrests					
Offense	Adult	Juvenile			
Bad Checks	0	0			
Curfew/Loitering/Vagrancy Violations	0	0			
Disorderly Conduct	0	0			
Driving Under the Influence	6	0			
Drunkenness	2	0			
Family Offenses (Nonviolent)	0	0			
Liquor Law Violations	0	0			
Peeping Tom	0	0			
Runaway	0	0			
Trespass of Real Property	0	0			
All Other Offenses	4	0			
Total Group B	12	0			

(*) Offenses are counted using the FBI Units of Count for Crime

(**) The 'Arrests' column shows arrests made for incidents during the selected period, regardless of arrest date. Arrest counts for the same period may change over time.

Patrick CO Sheriff's Office - VA0700000 - NIBRS Agency Crime Overview - 2019

2019 Population Estimate	17,752	Offenses (*)	Arrests (**)		
		Reported	Adult	Juvenile	
Law Enforcement Employees		Group A Offenses			
		Crimes Against Persons			
Sworn Male	44	Murder and Nonnegligent Manslaughter	0	0	0
Sworn Female	10	Negligent Manslaughter	1	0	0
Civilian Male	0	Kidnapping/Abduction	3	1	0
Civilian Female	17	Forcible Rape	6	0	0
Total:	71	Forcible Sodomy	1	0	0
		Sexual Assault With An Object	5	1	0
		Forcible Fondling	10	3	0
Offense Overview		Incest	0	0	0
Incident Total	634	Statutory Rape	1	0	0
Offense Total	745	Aggravated Assault	23	10	0
Group A Crimes per 100,000 population	3,571.4	Simple Assault	94	60	0
		Intimidation	8	4	0
		Human Trafficking, Commercial Sex Acts	0	0	0
		Human Trafficking, Involuntary Servitude	0	0	0
Arrest Overview		Crimes Against Property			
Total Arrests	531	Arson	3	0	0
Adult Arrests	531	Bribery	0	0	0
Juvenile Arrests	0	Burglary/Breaking & Entering	52	8	0
Unknown Age	0	Counterfeiting/Forgery	10	0	0
Arrests per 100,000 population	2,991.2	Destruction/Damage/Vandalism of Property	60	8	0
		Embezzlement	2	0	0
		Extortion/Blackmail	3	1	0
		False Pretenses/Swindle/Confidence Game	26	2	0
		Credit Card/Automatic Teller Fraud	19	0	0
		Impersonation	2	1	0
		Welfare Fraud	0	0	0
		Wire Fraud	1	0	0
		Identity Theft	6	0	0
		Hacking/Computer Invasion	0	0	0
		Robbery	3	0	0
		Pocket-picking	0	0	0
		Purse-snatching	0	0	0
		Shoplifting	34	23	0
		Theft From Building	7	0	0
		Theft From Coin Operated Machine or Device	0	0	0
		Theft From Motor Vehicle	8	0	0
		Theft of Motor Vehicle Parts/Accessories	6	0	0
		All Other Larceny	151	10	0
		Motor Vehicle Theft	22	2	0
		Stolen Property Offenses	1	0	0
		Crimes Against Society			
		Drug/Narcotic Violations	127	19	0
		Drug Equipment Violations	15	1	0
		Betting/Wagering	1	81	0
		Operating/Promoting/Assisting Gambling	0	0	0
		Gambling Equipment Violations	0	0	0
		Sports Tampering	0	0	0
		Pornography/Obscene Material	6	0	0
		Prostitution	0	0	0
		Assisting or Promoting Prostitution	0	0	0
		Purchasing Prostitution	0	0	0
		Weapon Law Violations	26	9	0
		Animal Cruelty	2	1	0
		Total Group A Offenses	745	245	0
Group B Arrests					
Offense	Adult	Juvenile			
Bad Checks	7	0			
Curfew/Loitering/Vagrancy Violations	0	0			
Disorderly Conduct	3	0			
Driving Under the Influence	23	0			
Drunkenness	35	0			
Family Offenses (Nonviolent)	2	0			
Liquor Law Violations	5	0			
Peeping Tom	0	0			
Runaway	0	0			
Trespass of Real Property	27	0			
All Other Offenses	184	0			
Total Group B	286	0			

(*) Offenses are counted using the FBI Units of Count for Crime

(**) The 'Arrests' column shows arrests made for incidents during the selected period, regardless of arrest date. Arrest counts for the same period may change over time.

Pearisburg Police Department - VA0350200 - NIBRS Agency Crime Overview - 2019

2019 Population Estimate	2,655	Offenses (*)	Arrests (**)	
		Reported	Adult	Juvenile
Law Enforcement Employees		Group A Offenses		
Sworn Male	7	Crimes Against Persons		
Sworn Female	0	Murder and Nonnegligent Manslaughter	0	0
Civilian Male	0	Negligent Manslaughter	0	0
Civilian Female	0	Kidnapping/Abduction	1	0
Total:	7	Forcible Rape	0	0
		Forcible Sodomy	0	0
		Sexual Assault With An Object	1	0
		Forcible Fondling	0	0
		Incest	0	0
Offense Overview		Statutory Rape	0	0
Incident Total	122	Aggravated Assault	1	0
Offense Total	134	Simple Assault	8	3
Group A Crimes per 100,000 population	4,595.1	Intimidation	0	0
		Human Trafficking, Commercial Sex Acts	0	0
		Human Trafficking, Involuntary Servitude	0	0
		Crimes Against Property		
Arrest Overview		Arson	0	0
Total Arrests	162	Bribery	0	0
Adult Arrests	162	Burglary/Breaking & Entering	3	0
Juvenile Arrests	0	Counterfeiting/Forgery	6	2
Unknown Age	0	Destruction/Damage/Vandalism of Property	10	2
Arrests per 100,000 population	6,101.7	Embezzlement	4	4
		Extortion/Blackmail	0	0
		False Pretenses/Swindle/Confidence Game	5	1
		Credit Card/Automatic Teller Fraud	3	1
		Impersonation	0	1
		Welfare Fraud	0	0
		Wire Fraud	0	0
		Identity Theft	0	0
		Hacking/Computer Invasion	0	0
		Robbery	0	0
		Pocket-picking	0	0
		Purse-snatching	0	0
		Shoplifting	40	39
		Theft From Building	1	0
		Theft From Coin Operated Machine or Device	0	0
		Theft From Motor Vehicle	3	0
		Theft of Motor Vehicle Parts/Accessories	1	0
		All Other Larceny	12	3
		Motor Vehicle Theft	7	2
		Stolen Property Offenses	0	0
		Crimes Against Society		
		Drug/Narcotic Violations	24	21
		Drug Equipment Violations	3	1
		Betting/Wagering	0	0
		Operating/Promoting/Assisting Gambling	0	0
		Gambling Equipment Violations	0	0
		Sports Tampering	0	0
		Pornography/Obscene Material	0	0
		Prostitution	0	0
		Assisting or Promoting Prostitution	0	0
		Purchasing Prostitution	0	0
		Weapon Law Violations	1	0
		Animal Cruelty	0	0
		Total Group A Offenses	134	80
				0

(*) Offenses are counted using the FBI Units of Count for Crime

(**) The 'Arrests' column shows arrests made for incidents during the selected period, regardless of arrest date. Arrest counts for the same period may change over time.

Pembroke Police Department - VA0350300 - NIBRS Agency Crime Overview - 2019

2019 Population Estimate	1,088	Offenses (*)			Arrests (**)	
		Group A Offenses	Reported	Adult	Juvenile	
Law Enforcement Employees		Crimes Against Persons				
Sworn Male	3	Murder and Nonnegligent Manslaughter	0	0	0	
Sworn Female	0	Negligent Manslaughter	0	0	0	
Civilian Male	0	Kidnapping/Abduction	0	0	0	
Civilian Female	0	Forcible Rape	0	0	0	
Total:	3	Forcible Sodomy	0	0	0	
		Sexual Assault With An Object	0	0	0	
		Forcible Fondling	2	1	0	
Offense Overview		Incest	0	0	0	
Incident Total	27	Statutory Rape	0	0	0	
Offense Total	31	Aggravated Assault	1	1	0	
Group A Crimes per 100,000 population	2,481.6	Simple Assault	3	1	1	
		Intimidation	0	0	0	
		Human Trafficking, Commercial Sex Acts	0	0	0	
		Human Trafficking, Involuntary Servitude	0	0	0	
Arrest Overview		Crimes Against Property				
Total Arrests	15	Arson	0	0	0	
Adult Arrests	13	Bribery	0	0	0	
Juvenile Arrests	1	Burglary/Breaking & Entering	3	3	0	
Unknown Age	1	Counterfeiting/Forgery	0	0	0	
Arrests per 100,000 population	1,378.7	Destruction/Damage/Vandalism of Property	3	0	0	
		Embezzlement	0	0	0	
		Extortion/Blackmail	0	0	0	
		False Pretenses/Swindle/Confidence Game	0	0	0	
		Credit Card/Automatic Teller Fraud	0	0	0	
		Impersonation	0	0	0	
		Welfare Fraud	0	0	0	
		Wire Fraud	0	0	0	
		Identity Theft	0	0	0	
		Hacking/Computer Invasion	0	0	0	
		Robbery	0	0	0	
		Pocket-picking	0	0	0	
		Purse-snatching	0	0	0	
		Shoplifting	1	1	0	
		Theft From Building	0	0	0	
		Theft From Coin Operated Machine or Device	0	0	0	
		Theft From Motor Vehicle	6	1	0	
		Theft of Motor Vehicle Parts/Accessories	0	0	0	
		All Other Larceny	3	1	0	
		Motor Vehicle Theft	1	0	0	
		Stolen Property Offenses	0	0	0	
		Crimes Against Society				
		Drug/Narcotic Violations	3	2	0	
		Drug Equipment Violations	3	0	0	
		Betting/Wagering	0	0	0	
		Operating/Promoting/Assisting Gambling	0	0	0	
		Gambling Equipment Violations	0	0	0	
		Sports Tampering	0	0	0	
		Pornography/Obscene Material	1	1	0	
		Prostitution	0	0	0	
		Assisting or Promoting Prostitution	0	0	0	
		Purchasing Prostitution	0	0	0	
		Weapon Law Violations	1	0	0	
		Animal Cruelty	0	0	0	
		Total Group A Offenses	31	12	1	

Group B Arrests	Adult	Juvenile
Bad Checks	0	0
Curfew/Loitering/Vagrancy Violations	0	0
Disorderly Conduct	0	0
Driving Under the Influence	1	0
Drunkenness	0	0
Family Offenses (Nonviolent)	0	0
Liquor Law Violations	0	0
Peeping Tom	0	0
Runaway	0	0
Trespass of Real Property	0	0
All Other Offenses	0	0
Total Group B	1	0

(*) Offenses are counted using the FBI Units of Count for Crime

(**) The 'Arrests' column shows arrests made for incidents during the selected period, regardless of arrest date. Arrest counts for the same period may change over time.

Pennington Gap Police Department - VA0520200 - NIBRS Agency Crime Overview - 2019

2019 Population Estimate	1,733	Offenses (*)			Arrests (**)	
		Group A Offenses	Reported	Adult	Juvenile	
Law Enforcement Employees		Crimes Against Persons				
Sworn Male	6	Murder and Nonnegligent Manslaughter	0	0	0	0
Sworn Female	0	Negligent Manslaughter	0	0	0	0
Civilian Male	0	Kidnapping/Abduction	0	0	0	0
Civilian Female	0	Forcible Rape	0	0	0	0
Total:	6	Forcible Sodomy	0	0	0	0
		Sexual Assault With An Object	0	0	0	0
		Forcible Fondling	0	0	0	0
Offense Overview		Incest	0	0	0	0
Incident Total	70	Statutory Rape	0	0	0	0
Offense Total	72	Aggravated Assault	1	0	0	0
Group A Crimes per 100,000 population	4,039.2	Simple Assault	7	1	0	0
		Intimidation	0	0	0	0
		Human Trafficking, Commercial Sex Acts	0	0	0	0
		Human Trafficking, Involuntary Servitude	0	0	0	0
Arrest Overview		Crimes Against Property				
Total Arrests	55	Arson	0	0	0	0
Adult Arrests	48	Bribery	0	0	0	0
Juvenile Arrests	0	Burglary/Breaking & Entering	1	2	0	0
Unknown Age	7	Counterfeiting/Forgery	0	0	0	0
Arrests per 100,000 population	3,173.7	Destruction/Damage/Vandalism of Property	8	0	0	0
		Embezzlement	1	0	0	0
		Extortion/Blackmail	0	0	0	0
		False Pretenses/Swindle/Confidence Game	0	0	0	0
		Credit Card/Automatic Teller Fraud	0	0	0	0
		Impersonation	0	0	0	0
		Welfare Fraud	0	0	0	0
		Wire Fraud	0	0	0	0
		Identity Theft	0	0	0	0
		Hacking/Computer Invasion	0	0	0	0
		Robbery	0	0	0	0
		Pocket-picking	0	0	0	0
		Purse-snatching	0	0	0	0
		Shoplifting	2	0	0	0
		Theft From Building	1	0	0	0
		Theft From Coin Operated Machine or Device	0	0	0	0
		Theft From Motor Vehicle	4	0	0	0
		Theft of Motor Vehicle Parts/Accessories	0	0	0	0
		All Other Larceny	30	0	0	0
		Motor Vehicle Theft	1	0	0	0
		Stolen Property Offenses	0	0	0	0
		Crimes Against Society				
		Drug/Narcotic Violations	15	2	0	0
		Drug Equipment Violations	0	0	0	0
		Betting/Wagering	0	0	0	0
		Operating/Promoting/Assisting Gambling	0	0	0	0
		Gambling Equipment Violations	0	0	0	0
		Sports Tampering	0	0	0	0
		Pornography/Obscene Material	0	0	0	0
		Prostitution	0	0	0	0
		Assisting or Promoting Prostitution	0	0	0	0
		Purchasing Prostitution	0	0	0	0
		Weapon Law Violations	1	0	0	0
		Animal Cruelty	0	0	0	0
		Total Group A Offenses	72	5	0	0
Group B Arrests						
Offense	Adult	Juvenile				
Bad Checks	0	0				
Curfew/Loitering/Vagrancy Violations	0	0				
Disorderly Conduct	0	0				
Driving Under the Influence	1	0				
Drunkenness	9	0				
Family Offenses (Nonviolent)	0	0				
Liquor Law Violations	0	0				
Peeping Tom	0	0				
Runaway	0	0				
Trespass of Real Property	3	0				
All Other Offenses	30	0				
Total Group B	43	0				

(*) Offenses are counted using the FBI Units of Count for Crime

(**) The 'Arrests' column shows arrests made for incidents during the selected period, regardless of arrest date. Arrest counts for the same period may change over time.

Petersburg Bureau Of Police - VA1190000 - NIBRS Agency Crime Overview - 2019

2019 Population Estimate	31,430	Offenses (*)	Arrests (**)		
		Reported	Adult	Juvenile	
Law Enforcement Employees		Group A Offenses			
Sworn Male	75	Crimes Against Persons			
Sworn Female	16	Murder and Nonnegligent Manslaughter	19	10	0
Civilian Male	1	Negligent Manslaughter	1	0	0
Civilian Female	20	Kidnapping/Abduction	8	14	0
Total:	112	Forcible Rape	7	2	0
		Forcible Sodomy	3	0	0
Offense Overview		Sexual Assault With An Object	2	0	0
Incident Total	2,780	Forcible Fondling	8	4	0
Offense Total	3,127	Incest	1	0	0
Group A Crimes per 100,000 population	8,845.1	Statutory Rape	2	1	0
		Aggravated Assault	159	79	4
Arrest Overview		Simple Assault	461	280	1
Total Arrests	2,664	Intimidation	16	4	0
Adult Arrests	2,642	Human Trafficking, Commercial Sex Acts	0	0	0
Juvenile Arrests	22	Human Trafficking, Involuntary Servitude	0	0	0
Unknown Age	0	Crimes Against Property			
Arrests per 100,000 population	8,476.0	Arson	2	1	0
		Bribery	1	3	0
		Burglary/Breaking & Entering	130	26	1
		Counterfeiting/Forgery	26	5	0
		Destruction/Damage/Vandalism of Property	361	56	1
		Embezzlement	12	11	0
		Extortion/Blackmail	2	0	0
		False Pretenses/Swindle/Confidence Game	36	9	0
		Credit Card/Automatic Teller Fraud	23	1	0
		Impersonation	14	0	0
		Welfare Fraud	1	1	0
		Wire Fraud	5	0	0
		Identity Theft	0	0	0
		Hacking/Computer Invasion	0	0	0
		Robbery	48	15	2
		Pocket-picking	5	0	0
		Purse-snatching	2	0	0
		Shoplifting	107	30	0
		Theft From Building	68	0	0
		Theft From Coin Operated Machine or Device	1	0	0
		Theft From Motor Vehicle	190	0	0
		Theft of Motor Vehicle Parts/Accessories	171	0	0
		All Other Larceny	221	79	3
		Motor Vehicle Theft	145	0	0
		Stolen Property Offenses	9	19	0
		Crimes Against Society			
		Drug/Narcotic Violations	556	536	2
		Drug Equipment Violations	61	7	0
		Betting/Wagering	0	0	0
		Operating/Promoting/Assisting Gambling	0	0	0
		Gambling Equipment Violations	0	0	0
		Sports Tampering	0	0	0
		Pornography/Obscene Material	4	0	0
		Prostitution	1	0	0
		Assisting or Promoting Prostitution	1	0	0
		Purchasing Prostitution	0	0	0
		Weapon Law Violations	237	79	1
		Animal Cruelty	0	0	0
		Total Group A Offenses	3,127	1,272	15
Group B Arrests					
Offense	Adult	Juvenile			
Bad Checks	1	0			
Curfew/Loitering/Vagrancy Violations	5	0			
Disorderly Conduct	43	0			
Driving Under the Influence	86	0			
Drunkenness	93	0			
Family Offenses (Nonviolent)	22	1			
Liquor Law Violations	25	0			
Peeping Tom	0	0			
Runaway	0	0			
Trespass of Real Property	85	0			
All Other Offenses	1,010	6			
Total Group B	1,370	7			

(*) Offenses are counted using the FBI Units of Count for Crime

(**) The 'Arrests' column shows arrests made for incidents during the selected period, regardless of arrest date. Arrest counts for the same period may change over time.

Pittsylvania CO Sheriff Office - VA0710000 - NIBRS Agency Crime Overview - 2019

2019 Population Estimate	57,125	Offenses (*)	Arrests (**)		
		Reported	Adult	Juvenile	
Law Enforcement Employees		Group A Offenses			
Sworn Male	92	Crimes Against Persons			
Sworn Female	19	Murder and Nonnegligent Manslaughter	9	3	0
Civilian Male	1	Negligent Manslaughter	0	0	0
Civilian Female	17	Kidnapping/Abduction	9	4	2
Total:	129	Forcible Rape	13	1	0
		Forcible Sodomy	4	0	0
		Sexual Assault With An Object	1	0	0
		Forcible Fondling	23	2	0
Offense Overview		Incest	0	0	0
Incident Total	1,448	Statutory Rape	0	0	0
Offense Total	1,671	Aggravated Assault	44	19	2
Group A Crimes per 100,000 population	2,534.8	Simple Assault	391	173	3
		Intimidation	10	4	1
		Human Trafficking, Commercial Sex Acts	0	0	0
		Human Trafficking, Involuntary Servitude	0	0	0
Arrest Overview		Crimes Against Property			
Total Arrests	1,087	Arson	2	0	0
Adult Arrests	1,072	Bribery	0	0	0
Juvenile Arrests	15	Burglary/Breaking & Entering	110	11	3
Unknown Age	0	Counterfeiting/Forgery	20	3	0
Arrests per 100,000 population	1,902.8	Destruction/Damage/Vandalism of Property	147	8	0
		Embezzlement	3	0	0
		Extortion/Blackmail	1	0	0
		False Pretenses/Swindle/Confidence Game	17	3	0
		Credit Card/Automatic Teller Fraud	49	1	0
		Impersonation	1	0	0
		Welfare Fraud	0	0	0
		Wire Fraud	37	0	0
		Identity Theft	1	0	0
		Hacking/Computer Invasion	0	0	0
		Robbery	10	2	0
		Pocket-picking	0	0	0
		Purse-snatching	0	0	0
		Shoplifting	20	4	0
		Theft From Building	59	0	0
		Theft From Coin Operated Machine or Device	0	0	0
		Theft From Motor Vehicle	52	0	0
		Theft of Motor Vehicle Parts/Accessories	16	0	0
		All Other Larceny	153	16	1
		Motor Vehicle Theft	31	0	0
		Stolen Property Offenses	3	2	0
		Crimes Against Society			
		Drug/Narcotic Violations	285	84	1
		Drug Equipment Violations	89	0	0
		Betting/Wagering	0	0	0
		Operating/Promoting/Assisting Gambling	0	0	0
		Gambling Equipment Violations	0	0	0
		Sports Tampering	0	0	0
		Pornography/Obscene Material	15	0	0
		Prostitution	0	0	0
		Assisting or Promoting Prostitution	1	0	0
		Purchasing Prostitution	0	0	0
		Weapon Law Violations	45	18	0
		Animal Cruelty	0	0	0
		Total Group A Offenses	1,671	358	13
Group B Arrests					
Offense	Adult	Juvenile			
Bad Checks	2	0			
Curfew/Loitering/Vagrancy Violations	0	0			
Disorderly Conduct	1	0			
Driving Under the Influence	45	0			
Drunkenness	61	0			
Family Offenses (Nonviolent)	35	0			
Liquor Law Violations	0	0			
Peeping Tom	0	0			
Runaway	0	0			
Trespass of Real Property	33	0			
All Other Offenses	537	2			
Total Group B	714	2			

(*) Offenses are counted using the FBI Units of Count for Crime

(**) The 'Arrests' column shows arrests made for incidents during the selected period, regardless of arrest date. Arrest counts for the same period may change over time.

Pocahontas Police Department - VA0920200 - NIBRS Agency Crime Overview - 2019

2019 Population Estimate		359	Offenses (*)	Arrests (**)	
			Reported	Adult	Juvenile
Law Enforcement Employees			Group A Offenses		
			Crimes Against Persons		
Sworn Male	1		Murder and Nonnegligent Manslaughter	0	0
Sworn Female	0		Negligent Manslaughter	0	0
Civilian Male	0		Kidnapping/Abduction	0	0
Civilian Female	0		Forcible Rape	0	0
Total:	1		Forcible Sodomy	0	0
			Sexual Assault With An Object	0	0
			Forcible Fondling	1	0
Offense Overview			Incest	0	0
Incident Total	2		Statutory Rape	0	0
Offense Total	2		Aggravated Assault	0	0
Group A Crimes per 100,000 population	557.1		Simple Assault	0	0
			Intimidation	0	0
			Human Trafficking, Commercial Sex Acts	0	0
			Human Trafficking, Involuntary Servitude	0	0
Arrest Overview			Crimes Against Property		
Total Arrests	2		Arson	0	0
Adult Arrests	2		Bribery	0	0
Juvenile Arrests	0		Burglary/Breaking & Entering	0	0
Unknown Age	0		Counterfeiting/Forgery	0	0
Arrests per 100,000 population	557.1		Destruction/Damage/Vandalism of Property	0	0
			Embezzlement	0	0
			Extortion/Blackmail	0	0
			False Pretenses/Swindle/Confidence Game	0	0
			Credit Card/Automatic Teller Fraud	0	0
			Impersonation	0	0
			Welfare Fraud	0	0
			Wire Fraud	0	0
			Identity Theft	0	0
			Hacking/Computer Invasion	0	0
			Robbery	0	0
			Pocket-picking	0	0
			Purse-snatching	0	0
			Shoplifting	0	0
			Theft From Building	1	0
			Theft From Coin Operated Machine or Device	0	0
			Theft From Motor Vehicle	0	0
			Theft of Motor Vehicle Parts/Accessories	0	0
			All Other Larceny	0	0
			Motor Vehicle Theft	0	0
			Stolen Property Offenses	0	0
Group B Arrests			Crimes Against Society		
Offense	Adult	Juvenile	Drug/Narcotic Violations	0	0
Bad Checks	0	0	Drug Equipment Violations	0	0
Curfew/Loitering/Vagrancy Violations	0	0	Betting/Wagering	0	0
Disorderly Conduct	0	0	Operating/Promoting/Assisting Gambling	0	0
Driving Under the Influence	1	0	Gambling Equipment Violations	0	0
Drunkenness	0	0	Sports Tampering	0	0
Family Offenses (Nonviolent)	0	0	Pornography/Obscene Material	0	0
Liquor Law Violations	0	0	Prostitution	0	0
Peeping Tom	0	0	Assisting or Promoting Prostitution	0	0
Runaway	0	0	Purchasing Prostitution	0	0
Trespass of Real Property	0	0	Weapon Law Violations	0	0
All Other Offenses	1	0	Animal Cruelty	0	0
Total Group B	2	0	Total Group A Offenses	2	0

(*) Offenses are counted using the FBI Units of Count for Crime

(**) The 'Arrests' column shows arrests made for incidents during the selected period, regardless of arrest date. Arrest counts for the same period may change over time.

Poquoson Police Department - VA0980100 - NIBRS Agency Crime Overview - 2019

2019 Population Estimate	12,395	Offenses (*)	Arrests (**)	
		Reported	Adult	Juvenile
Law Enforcement Employees		Group A Offenses		
Sworn Male		Crimes Against Persons		
Sworn Female	5	Murder and Nonnegligent Manslaughter	0	0
Civilian Male	0	Negligent Manslaughter	0	0
Civilian Female	1	Kidnapping/Abduction	0	0
Total:	27	Forcible Rape	5	0
		Forcible Sodomy	0	0
		Sexual Assault With An Object	1	0
		Forcible Fondling	1	0
		Incest	0	0
		Statutory Rape	0	0
		Aggravated Assault	16	3
		Simple Assault	81	27
		Intimidation	34	8
		Human Trafficking, Commercial Sex Acts	0	0
		Human Trafficking, Involuntary Servitude	0	0
		Crimes Against Property		
		Arson	1	0
		Bribery	1	0
		Burglary/Breaking & Entering	18	2
		Counterfeiting/Forgery	7	3
		Destruction/Damage/Vandalism of Property	80	2
		Embezzlement	4	0
		Extortion/Blackmail	1	0
		False Pretenses/Swindle/Confidence Game	21	1
		Credit Card/Automatic Teller Fraud	2	0
		Impersonation	6	0
		Welfare Fraud	0	0
		Wire Fraud	2	0
		Identity Theft	0	0
		Hacking/Computer Invasion	0	0
		Robbery	1	1
		Pocket-picking	0	0
		Purse-snatching	0	0
		Shoplifting	2	0
		Theft From Building	4	0
		Theft From Coin Operated Machine or Device	0	0
		Theft From Motor Vehicle	37	0
		Theft of Motor Vehicle Parts/Accessories	4	0
		All Other Larceny	27	3
		Motor Vehicle Theft	1	1
		Stolen Property Offenses	3	2
		Crimes Against Society		
		Drug/Narcotic Violations	72	35
		Drug Equipment Violations	8	0
		Betting/Wagering	0	0
		Operating/Promoting/Assisting Gambling	0	0
		Gambling Equipment Violations	0	0
		Sports Tampering	0	0
		Pornography/Obscene Material	1	0
		Prostitution	0	0
		Assisting or Promoting Prostitution	0	0
		Purchasing Prostitution	0	0
		Weapon Law Violations	5	0
		Animal Cruelty	0	0
		Total Group A Offenses	446	88
				9
Offense Overview				
Incident Total	392			
Offense Total	446			
Group A Crimes per 100,000 population	3,162.6			
Arrest Overview				
Total Arrests	157			
Adult Arrests	146			
Juvenile Arrests	11			
Unknown Age	0			
Arrests per 100,000 population	1,266.6			
Group B Arrests				
Offense	Adult	Juvenile		
Bad Checks	0	0		
Curfew/Loitering/Vagrancy Violations	0	0		
Disorderly Conduct	0	0		
Driving Under the Influence	22	0		
Drunkenness	6	1		
Family Offenses (Nonviolent)	0	0		
Liquor Law Violations	2	0		
Peeping Tom	0	0		
Runaway	0	0		
Trespass of Real Property	4	0		
All Other Offenses	24	1		
Total Group B	58	2		

(*) Offenses are counted using the FBI Units of Count for Crime

(**) The 'Arrests' column shows arrests made for incidents during the selected period, regardless of arrest date. Arrest counts for the same period may change over time.

Portsmouth Police Department - VA1200000 - NIBRS Agency Crime Overview - 2019

2019 Population Estimate	94,581	Offenses (*)	Arrests (**)		
		Reported	Adult	Juvenile	
Law Enforcement Employees		Group A Offenses			
Sworn Male	171	Crimes Against Persons			
Sworn Female	49	Murder and Nonnegligent Manslaughter	16	6	1
Civilian Male	16	Negligent Manslaughter	0	0	0
Civilian Female	38	Kidnapping/Abduction	39	30	0
Total:	274	Forcible Rape	26	2	0
		Forcible Sodomy	11	2	0
		Sexual Assault With An Object	0	1	0
		Forcible Fondling	54	8	0
Offense Overview		Incest	0	0	0
Incident Total	10,423	Statutory Rape	0	0	0
Offense Total	11,880	Aggravated Assault	615	122	1
Group A Crimes per 100,000 population	11,020.2	Simple Assault	1,981	479	6
		Intimidation	195	15	0
		Human Trafficking, Commercial Sex Acts	0	0	0
		Human Trafficking, Involuntary Servitude	0	0	0
Arrest Overview		Crimes Against Property			
Total Arrests	3,150	Arson	11	0	0
Adult Arrests	3,048	Bribery	0	0	0
Juvenile Arrests	102	Burglary/Breaking & Entering	849	42	2
Unknown Age	0	Counterfeiting/Forgery	80	17	0
Arrests per 100,000 population	3,330.5	Destruction/Damage/Vandalism of Property	1,501	28	0
		Embezzlement	57	18	0
		Extortion/Blackmail	4	1	0
		False Pretenses/Swindle/Confidence Game	410	7	0
		Credit Card/Automatic Teller Fraud	167	0	0
		Impersonation	61	13	0
		Welfare Fraud	2	0	0
		Wire Fraud	3	0	0
		Identity Theft	22	0	0
		Hacking/Computer Invasion	0	0	0
		Robbery	230	39	2
		Pocket-picking	5	0	0
		Purse-snatching	3	0	0
		Shoplifting	804	42	1
		Theft From Building	191	0	0
		Theft From Coin Operated Machine or Device	3	0	0
		Theft From Motor Vehicle	1,280	0	0
		Theft of Motor Vehicle Parts/Accessories	1,028	0	0
		All Other Larceny	941	172	6
		Motor Vehicle Theft	484	15	0
		Stolen Property Offenses	29	14	2
		Crimes Against Society			
		Drug/Narcotic Violations	505	239	3
		Drug Equipment Violations	68	6	0
		Betting/Wagering	0	0	0
		Operating/Promoting/Assisting Gambling	0	0	0
		Gambling Equipment Violations	0	0	0
		Sports Tampering	0	0	0
		Pornography/Obscene Material	7	0	0
		Prostitution	7	6	0
		Assisting or Promoting Prostitution	2	0	0
		Purchasing Prostitution	0	0	0
		Weapon Law Violations	187	62	1
		Animal Cruelty	2	0	0
		Total Group A Offenses	11,880	1,386	25
Group B Arrests					
Offense	Adult	Juvenile			
Bad Checks	2	0			
Curfew/Loitering/Vagrancy Violations	0	41			
Disorderly Conduct	34	1			
Driving Under the Influence	167	0			
Drunkenness	135	0			
Family Offenses (Nonviolent)	31	0			
Liquor Law Violations	21	1			
Peeping Tom	1	0			
Runaway	0	0			
Trespass of Real Property	126	6			
All Other Offenses	1,145	28			
Total Group B	1,662	77			

(*) Offenses are counted using the FBI Units of Count for Crime

(**) The 'Arrests' column shows arrests made for incidents during the selected period, regardless of arrest date. Arrest counts for the same period may change over time.

Pound Police Department¹⁰ - VA0960400 - NIBRS Agency Crime Overview - 2019

2019 Population Estimate	937	Offenses (*)		Arrests (**)	
		Group A Offenses	Reported	Adult	Juvenile
Law Enforcement Employees		Crimes Against Persons			
Sworn Male	4	Murder and Nonnegligent Manslaughter	0	0	0
Sworn Female	0	Negligent Manslaughter	0	0	0
Civilian Male	0	Kidnapping/Abduction	0	0	0
Civilian Female	0	Forcible Rape	0	0	0
Total:	4	Forcible Sodomy	0	0	0
		Sexual Assault With An Object	0	0	0
		Forcible Fondling	0	0	0
Offense Overview		Incest	0	0	0
Incident Total	31	Statutory Rape	0	0	0
Offense Total	36	Aggravated Assault	0	0	0
Group A Crimes per 100,000 population	3,308.4	Simple Assault	5	4	0
		Intimidation	0	0	0
		Human Trafficking, Commercial Sex Acts	0	0	0
		Human Trafficking, Involuntary Servitude	0	0	0
Arrest Overview		Crimes Against Property			
Total Arrests	39	Arson	0	0	0
Adult Arrests	39	Bribery	0	0	0
Juvenile Arrests	0	Burglary/Breaking & Entering	0	0	0
Unknown Age	0	Counterfeiting/Forgery	0	0	0
Arrests per 100,000 population	4,162.2	Destruction/Damage/Vandalism of Property	0	0	0
		Embezzlement	0	0	0
		Extortion/Blackmail	0	0	0
		False Pretenses/Swindle/Confidence Game	0	0	0
		Credit Card/Automatic Teller Fraud	0	0	0
		Impersonation	0	0	0
		Welfare Fraud	0	0	0
		Wire Fraud	0	0	0
		Identity Theft	0	0	0
		Hacking/Computer Invasion	0	0	0
		Robbery	0	0	0
		Pocket-picking	0	0	0
		Purse-snatching	0	0	0
		Shoplifting	0	0	0
		Theft From Building	0	0	0
		Theft From Coin Operated Machine or Device	0	0	0
		Theft From Motor Vehicle	2	1	0
		Theft of Motor Vehicle Parts/Accessories	0	0	0
		All Other Larceny	0	0	0
		Motor Vehicle Theft	1	0	0
		Stolen Property Offenses	2	2	0
		Crimes Against Society			
		Drug/Narcotic Violations	22	15	0
		Drug Equipment Violations	4	2	0
		Betting/Wagering	0	0	0
		Operating/Promoting/Assisting Gambling	0	0	0
		Gambling Equipment Violations	0	0	0
		Sports Tampering	0	0	0
		Pornography/Obscene Material	0	0	0
		Prostitution	0	0	0
		Assisting or Promoting Prostitution	0	0	0
		Purchasing Prostitution	0	0	0
		Weapon Law Violations	0	0	0
		Animal Cruelty	0	0	0
		Total Group A Offenses	36	24	0
Group B Arrests					
Offense	Adult	Juvenile			
Bad Checks	0	0			
Curfew/Loitering/Vagrancy Violations	0	0			
Disorderly Conduct	0	0			
Driving Under the Influence	2	0			
Drunkenness	1	0			
Family Offenses (Nonviolent)	0	0			
Liquor Law Violations	0	0			
Peeping Tom	0	0			
Runaway	0	0			
Trespass of Real Property	0	0			
All Other Offenses	12	0			
Total Group B	15	0			

(*) Offenses are counted using the FBI Units of Count for Crime

(**) The 'Arrests' column shows arrests made for incidents during the selected period, regardless of arrest date. Arrest counts for the same period may change over time.

Powhatan Sheriff's Office - VA0720000 - NIBRS Agency Crime Overview - 2019

2019 Population Estimate	29,867	Offenses (*)	Arrests (**)		
		Reported	Adult	Juvenile	
Law Enforcement Employees		Group A Offenses			
Sworn Male	33	Crimes Against Persons			
Sworn Female	8	Murder and Nonnegligent Manslaughter	0	0	0
Civilian Male	1	Negligent Manslaughter	0	0	0
Civilian Female	4	Kidnapping/Abduction	1	1	0
Total:	46	Forcible Rape	8	0	0
		Forcible Sodomy	4	0	1
		Sexual Assault With An Object	2	0	0
		Forcible Fondling	10	2	0
Offense Overview		Incest	0	0	0
Incident Total	896	Statutory Rape	0	0	0
Offense Total	1,046	Aggravated Assault	10	5	0
Group A Crimes per 100,000 population	3,000.0	Simple Assault	302	58	4
		Intimidation	1	0	0
		Human Trafficking, Commercial Sex Acts	0	0	0
		Human Trafficking, Involuntary Servitude	0	0	0
Arrest Overview		Crimes Against Property			
Total Arrests	476	Arson	0	0	0
Adult Arrests	456	Bribery	0	0	0
Juvenile Arrests	20	Burglary/Breaking & Entering	41	0	0
Unknown Age	0	Counterfeiting/Forgery	16	2	0
Arrests per 100,000 population	1,593.7	Destruction/Damage/Vandalism of Property	108	5	0
		Embezzlement	12	8	1
		Extortion/Blackmail	0	0	0
		False Pretenses/Swindle/Confidence Game	39	3	0
		Credit Card/Automatic Teller Fraud	34	1	0
		Impersonation	13	2	0
		Welfare Fraud	0	0	0
		Wire Fraud	2	0	0
		Identity Theft	0	0	0
		Hacking/Computer Invasion	0	0	0
		Robbery	2	0	0
		Pocket-picking	0	0	0
		Purse-snatching	0	0	0
		Shoplifting	48	30	0
		Theft From Building	16	1	0
		Theft From Coin Operated Machine or Device	0	0	0
		Theft From Motor Vehicle	25	1	0
		Theft of Motor Vehicle Parts/Accessories	0	0	0
		All Other Larceny	148	48	1
		Motor Vehicle Theft	9	2	0
		Stolen Property Offenses	2	0	0
		Crimes Against Society			
		Drug/Narcotic Violations	128	81	4
		Drug Equipment Violations	6	0	0
		Betting/Wagering	0	0	0
		Operating/Promoting/Assisting Gambling	0	0	0
		Gambling Equipment Violations	0	0	0
		Sports Tampering	0	0	0
		Pornography/Obscene Material	18	0	0
		Prostitution	0	0	0
		Assisting or Promoting Prostitution	0	0	0
		Purchasing Prostitution	0	0	0
		Weapon Law Violations	39	13	0
		Animal Cruelty	2	1	0
		Total Group A Offenses	1,046	264	11
Group B Arrests					
Offense	Adult	Juvenile			
Bad Checks	3	0			
Curfew/Loitering/Vagrancy Violations	0	0			
Disorderly Conduct	1	0			
Driving Under the Influence	110	0			
Drunkenness	21	0			
Family Offenses (Nonviolent)	1	0			
Liquor Law Violations	4	5			
Peeping Tom	0	0			
Runaway	0	0			
Trespass of Real Property	8	0			
All Other Offenses	44	4			
Total Group B	192	9			

(*) Offenses are counted using the FBI Units of Count for Crime

(**) The 'Arrests' column shows arrests made for incidents during the selected period, regardless of arrest date. Arrest counts for the same period may change over time.

Prince Edward County Sheriff's Department - VA0730000 - NIBRS Agency Crime Overview - 2019

2019 Population Estimate	15,087	Offenses (*)			
		Reported	Adult	Juvenile	
Law Enforcement Employees		Group A Offenses			
		Crimes Against Persons			
Sworn Male	25	Murder and Nonnegligent Manslaughter	0	0	0
Sworn Female	8	Negligent Manslaughter	0	0	0
Civilian Male	0	Kidnapping/Abduction	1	1	0
Civilian Female	0	Forcible Rape	1	0	0
Total:	33	Forcible Sodomy	3	0	0
		Sexual Assault With An Object	1	1	0
		Forcible Fondling	2	1	0
Offense Overview		Incest	0	0	0
Incident Total	171	Statutory Rape	0	0	0
Offense Total	184	Aggravated Assault	12	2	0
Group A Crimes per 100,000 population	1,133.4	Simple Assault	43	8	3
		Intimidation	0	0	0
		Human Trafficking, Commercial Sex Acts	0	0	0
		Human Trafficking, Involuntary Servitude	0	0	0
Arrest Overview		Crimes Against Property			
Total Arrests	52	Arson	0	0	0
Adult Arrests	49	Bribery	0	0	0
Juvenile Arrests	3	Burglary/Breaking & Entering	16	0	0
Unknown Age	0	Counterfeiting/Forgery	0	0	0
Arrests per 100,000 population	344.7	Destruction/Damage/Vandalism of Property	28	1	0
		Embezzlement	2	1	0
		Extortion/Blackmail	0	0	0
		False Pretenses/Swindle/Confidence Game	6	3	0
		Credit Card/Automatic Teller Fraud	1	0	0
		Impersonation	1	0	0
		Welfare Fraud	0	0	0
		Wire Fraud	0	0	0
		Identity Theft	0	0	0
		Hacking/Computer Invasion	0	0	0
		Robbery	2	0	0
		Pocket-picking	0	0	0
		Purse-snatching	0	0	0
		Shoplifting	2	2	0
		Theft From Building	20	0	0
		Theft From Coin Operated Machine or Device	0	0	0
		Theft From Motor Vehicle	5	0	0
		Theft of Motor Vehicle Parts/Accessories	2	0	0
		All Other Larceny	12	1	0
		Motor Vehicle Theft	4	0	0
		Stolen Property Offenses	3	0	0
		Crimes Against Society			
		Drug/Narcotic Violations	15	3	0
		Drug Equipment Violations	0	0	0
		Betting/Wagering	0	0	0
		Operating/Promoting/Assisting Gambling	0	0	0
		Gambling Equipment Violations	0	0	0
		Sports Tampering	0	0	0
		Pornography/Obscene Material	0	0	0
		Prostitution	0	0	0
		Assisting or Promoting Prostitution	0	0	0
		Purchasing Prostitution	0	0	0
		Weapon Law Violations	2	0	0
		Animal Cruelty	0	0	0
		Total Group A Offenses	184	24	3
		Group B Arrests			
		Offense	Adult	Juvenile	
		Bad Checks	0	0	
		Curfew/Loitering/Vagrancy Violations	0	0	
		Disorderly Conduct	0	0	
		Driving Under the Influence	7	0	
		Drunkenness	5	0	
		Family Offenses (Nonviolent)	0	0	
		Liquor Law Violations	1	0	
		Peeping Tom	0	0	
		Runaway	0	0	
		Trespass of Real Property	1	0	
		All Other Offenses	11	0	
		Total Group B	25	0	

(*) Offenses are counted using the FBI Units of Count for Crime

(**) The 'Arrests' column shows arrests made for incidents during the selected period, regardless of arrest date. Arrest counts for the same period may change over time.

Prince George County Police Department - VA0740100 - NIBRS Agency Crime Overview - 2019

2019 Population Estimate	37,350	Offenses (*)	Arrests (**)		
		Reported	Adult	Juvenile	
Law Enforcement Employees		Group A Offenses			
Sworn Male	52	Crimes Against Persons			
Sworn Female	7	Murder and Nonnegligent Manslaughter	0	0	0
Civilian Male	4	Negligent Manslaughter	0	0	0
Civilian Female	13	Kidnapping/Abduction	7	1	0
Total:	76	Forcible Rape	9	0	0
		Forcible Sodomy	5	0	0
		Sexual Assault With An Object	1	1	0
		Forcible Fondling	19	4	0
Offense Overview		Incest	0	0	0
Incident Total	1,089	Statutory Rape	0	0	0
Offense Total	1,307	Aggravated Assault	52	12	0
Group A Crimes per 100,000 population	2,915.7	Simple Assault	230	73	7
		Intimidation	31	3	0
		Human Trafficking, Commercial Sex Acts	0	0	0
		Human Trafficking, Involuntary Servitude	0	0	0
Arrest Overview		Crimes Against Property			
Total Arrests	718	Arson	1	1	0
Adult Arrests	675	Bribery	0	0	0
Juvenile Arrests	43	Burglary/Breaking & Entering	36	4	0
Unknown Age	0	Counterfeiting/Forgery	18	1	0
Arrests per 100,000 population	1,922.4	Destruction/Damage/Vandalism of Property	130	8	2
		Embezzlement	5	0	0
		Extortion/Blackmail	5	0	0
		False Pretenses/Swindle/Confidence Game	15	3	0
		Credit Card/Automatic Teller Fraud	28	1	0
		Impersonation	3	0	0
		Welfare Fraud	0	0	0
		Wire Fraud	11	0	0
		Identity Theft	15	0	0
		Hacking/Computer Invasion	4	0	0
		Robbery	6	0	0
		Pocket-picking	3	0	0
		Purse-snatching	3	0	0
		Shoplifting	44	6	0
		Theft From Building	73	0	0
		Theft From Coin Operated Machine or Device	1	0	0
		Theft From Motor Vehicle	50	0	0
		Theft of Motor Vehicle Parts/Accessories	29	0	0
		All Other Larceny	83	35	1
		Motor Vehicle Theft	27	0	0
		Stolen Property Offenses	13	1	0
		Crimes Against Society			
		Drug/Narcotic Violations	217	137	2
		Drug Equipment Violations	55	3	0
		Betting/Wagering	0	0	0
		Operating/Promoting/Assisting Gambling	0	0	0
		Gambling Equipment Violations	0	0	0
		Sports Tampering	0	0	0
		Pornography/Obscene Material	18	3	3
		Prostitution	1	0	0
		Assisting or Promoting Prostitution	0	0	0
		Purchasing Prostitution	0	0	0
		Weapon Law Violations	55	10	0
		Animal Cruelty	4	1	1
		Total Group A Offenses	1,307	308	16
Group B Arrests					
Offense	Adult	Juvenile			
Bad Checks	1	0			
Curfew/Loitering/Vagrancy Violations	7	5			
Disorderly Conduct	28	16			
Driving Under the Influence	67	1			
Drunkenness	40	0			
Family Offenses (Nonviolent)	8	0			
Liquor Law Violations	4	1			
Peeping Tom	0	0			
Runaway	0	0			
Trespass of Real Property	26	2			
All Other Offenses	186	2			
Total Group B	367	27			

(*) Offenses are counted using the FBI Units of Count for Crime

(**) The 'Arrests' column shows arrests made for incidents during the selected period, regardless of arrest date. Arrest counts for the same period may change over time.

Prince William County Police Department - VA0750300 - NIBRS Agency Crime Overview - 2019

2019 Population Estimate	456,936	Offenses (*)	Arrests (**)		
		Reported	Adult	Juvenile	
Law Enforcement Employees		Group A Offenses			
Sworn Male	557	Crimes Against Persons			
Sworn Female	91	Murder and Nonnegligent Manslaughter	14	13	0
Civilian Male	34	Negligent Manslaughter	0	0	0
Civilian Female	105	Kidnapping/Abduction	102	7	0
Total:	787	Forcible Rape	85	21	5
		Forcible Sodomy	42	4	6
		Sexual Assault With An Object	25	5	0
		Forcible Fondling	236	52	20
Offense Overview		Incest	1	0	0
Incident Total	14,014	Statutory Rape	18	1	1
Offense Total	16,730	Aggravated Assault	475	265	24
Group A Crimes per 100,000 population	3,067.0	Simple Assault	3,277	1,548	464
		Intimidation	250	75	58
		Human Trafficking, Commercial Sex Acts	8	0	1
		Human Trafficking, Involuntary Servitude	1	0	0
Arrest Overview		Crimes Against Property			
Total Arrests	12,437	Arson	13	5	0
Adult Arrests	10,608	Bribery	0	0	0
Juvenile Arrests	1,818	Burglary/Breaking & Entering	431	46	19
Unknown Age	11	Counterfeiting/Forgery	175	43	3
Arrests per 100,000 population	2,721.8	Destruction/Damage/Vandalism of Property	1,390	108	36
		Embezzlement	93	51	2
		Extortion/Blackmail	25	1	0
		False Pretenses/Swindle/Confidence Game	649	101	5
		Credit Card/Automatic Teller Fraud	351	8	8
		Impersonation	83	50	4
		Welfare Fraud	0	0	0
		Wire Fraud	24	0	0
		Identity Theft	65	3	0
		Hacking/Computer Invasion	9	0	0
		Robbery	156	63	38
		Pocket-picking	13	2	0
		Purse-snatching	4	0	0
		Shoplifting	1,048	500	77
		Theft From Building	704	54	38
		Theft From Coin Operated Machine or Device	3	1	0
		Theft From Motor Vehicle	1,198	23	5
		Theft of Motor Vehicle Parts/Accessories	383	6	0
		All Other Larceny	667	99	39
		Motor Vehicle Theft	347	28	4
		Stolen Property Offenses	54	26	7
		Crimes Against Society			
		Drug/Narcotic Violations	2,761	2,394	290
		Drug Equipment Violations	1,101	11	6
		Betting/Wagering	0	0	0
		Operating/Promoting/Assisting Gambling	2	0	4
		Gambling Equipment Violations	0	0	0
		Sports Tampering	0	0	0
		Pornography/Obscene Material	92	13	40
		Prostitution	9	6	0
		Assisting or Promoting Prostitution	15	14	2
		Purchasing Prostitution	0	0	0
		Weapon Law Violations	269	156	31
		Animal Cruelty	62	10	0
		Total Group A Offenses	16,730	5,813	1,237
Group B Arrests					
Offense	Adult	Juvenile			
Bad Checks	12	0			
Curfew/Loitering/Vagrancy Violations	1	108			
Disorderly Conduct	68	193			
Driving Under the Influence	1,366	6			
Drunkenness	713	42			
Family Offenses (Nonviolent)	32	1			
Liquor Law Violations	220	79			
Peeping Tom	0	0			
Runaway	0	0			
Trespass of Real Property	172	39			
All Other Offenses	2,211	113			
Total Group B	4,795	581			

(*) Offenses are counted using the FBI Units of Count for Crime

(**) The 'Arrests' column shows arrests made for incidents during the selected period, regardless of arrest date. Arrest counts for the same period may change over time.

Pulaski CO Sheriff's Office - VA0770000 - NIBRS Agency Crime Overview - 2019

2019 Population Estimate	22,776	Offenses (*)	Arrests (**)		
		Reported	Adult	Juvenile	
Law Enforcement Employees		Group A Offenses			
Sworn Male		Crimes Against Persons			
49		Murder and Nonnegligent Manslaughter	0	0	0
2		Negligent Manslaughter	0	0	0
0		Kidnapping/Abduction	13	4	0
2		Forcible Rape	6	0	0
		Forcible Sodomy	4	0	0
Total:	53	Sexual Assault With An Object	8	0	0
Offense Overview		Forcible Fondling	14	4	0
Incident Total	1,763	Incest	0	0	0
Offense Total	2,024	Statutory Rape	1	0	0
Group A Crimes per 100,000 population	7,740.6	Aggravated Assault	31	9	0
Arrest Overview		Simple Assault	518	78	0
Total Arrests	1,077	Intimidation	21	2	0
Adult Arrests	1,065	Human Trafficking, Commercial Sex Acts	0	0	0
Juvenile Arrests	12	Human Trafficking, Involuntary Servitude	0	0	0
Unknown Age	0	Crimes Against Property			
Arrests per 100,000 population	4,728.7	Arson	6	2	0
		Bribery	0	0	0
		Burglary/Breaking & Entering	76	7	0
		Counterfeiting/Forgery	22	2	0
		Destruction/Damage/Vandalism of Property	170	13	0
		Embezzlement	32	2	0
		Extortion/Blackmail	0	0	0
		False Pretenses/Swindle/Confidence Game	74	5	0
		Credit Card/Automatic Teller Fraud	34	1	0
		Impersonation	8	0	0
		Welfare Fraud	0	0	0
		Wire Fraud	2	0	0
		Identity Theft	3	0	0
		Hacking/Computer Invasion	0	0	0
		Robbery	2	1	0
		Pocket-picking	0	0	0
		Purse-snatching	0	0	0
		Shoplifting	385	104	0
		Theft From Building	15	0	0
		Theft From Coin Operated Machine or Device	1	0	0
		Theft From Motor Vehicle	40	0	0
		Theft of Motor Vehicle Parts/Accessories	14	0	0
		All Other Larceny	176	29	0
		Motor Vehicle Theft	23	0	0
		Stolen Property Offenses	1	3	0
		Crimes Against Society			
		Drug/Narcotic Violations	202	81	0
		Drug Equipment Violations	67	13	0
		Betting/Wagering	0	0	0
		Operating/Promoting/Assisting Gambling	0	0	0
		Gambling Equipment Violations	0	0	0
		Sports Tampering	0	0	0
		Pornography/Obscene Material	19	3	0
		Prostitution	1	0	0
		Assisting or Promoting Prostitution	0	0	0
		Purchasing Prostitution	0	0	0
		Weapon Law Violations	34	19	0
		Animal Cruelty	1	0	0
		Total Group A Offenses	2,024	382	0
		Group B Arrests			
		Offense	Adult	Juvenile	
		Bad Checks	5	0	
		Curfew/Loitering/Vagrancy Violations	0	0	
		Disorderly Conduct	3	0	
		Driving Under the Influence	37	0	
		Drunkenness	67	0	
		Family Offenses (Nonviolent)	1	0	
		Liquor Law Violations	3	0	
		Peeping Tom	0	0	
		Runaway	0	0	
		Trespass of Real Property	17	0	
		All Other Offenses	550	12	
		Total Group B	683	12	

(*) Offenses are counted using the FBI Units of Count for Crime

(**) The 'Arrests' column shows arrests made for incidents during the selected period, regardless of arrest date. Arrest counts for the same period may change over time.

Pulaski Police Department - VA0770100 - NIBRS Agency Crime Overview - 2019

2019 Population Estimate	8,726	Offenses (*)	Arrests (**)		
		Reported	Adult	Juvenile	
Law Enforcement Employees		Group A Offenses			
Sworn Male	24	Crimes Against Persons			
Sworn Female	4	Murder and Nonnegligent Manslaughter	0	0	0
Civilian Male	0	Negligent Manslaughter	0	0	0
Civilian Female	4	Kidnapping/Abduction	7	2	0
Total:	32	Forcible Rape	1	0	0
		Forcible Sodomy	5	0	0
Offense Overview		Sexual Assault With An Object	13	0	0
Incident Total	807	Forcible Fondling	4	4	0
Offense Total	995	Incest	0	0	0
Group A Crimes per 100,000 population	9,248.2	Statutory Rape	0	1	0
		Aggravated Assault	15	12	1
		Simple Assault	110	74	5
		Intimidation	14	1	0
		Human Trafficking, Commercial Sex Acts	0	0	0
		Human Trafficking, Involuntary Servitude	0	0	0
Arrest Overview		Crimes Against Property			
Total Arrests	661	Arson	1	3	0
Adult Arrests	641	Bribery	0	0	0
Juvenile Arrests	20	Burglary/Breaking & Entering	43	5	0
Unknown Age	0	Counterfeiting/Forgery	33	5	0
Arrests per 100,000 population	7,575.1	Destruction/Damage/Vandalism of Property	97	9	1
		Embezzlement	14	5	0
		Extortion/Blackmail	0	0	0
		False Pretenses/Swindle/Confidence Game	69	6	0
		Credit Card/Automatic Teller Fraud	41	2	0
		Impersonation	0	0	0
		Welfare Fraud	1	0	0
		Wire Fraud	1	0	0
		Identity Theft	5	0	0
		Hacking/Computer Invasion	2	0	0
		Robbery	5	1	0
		Pocket-picking	0	0	0
		Purse-snatching	0	0	0
		Shoplifting	54	54	0
		Theft From Building	27	0	0
		Theft From Coin Operated Machine or Device	0	0	0
		Theft From Motor Vehicle	18	0	0
		Theft of Motor Vehicle Parts/Accessories	14	0	0
		All Other Larceny	103	23	2
		Motor Vehicle Theft	21	4	0
		Stolen Property Offenses	2	3	0
		Crimes Against Society			
		Drug/Narcotic Violations	174	63	3
		Drug Equipment Violations	83	15	0
		Betting/Wagering	0	0	0
		Operating/Promoting/Assisting Gambling	0	0	0
		Gambling Equipment Violations	0	0	0
		Sports Tampering	0	0	0
		Pornography/Obscene Material	2	0	0
		Prostitution	0	0	0
		Assisting or Promoting Prostitution	0	0	0
		Purchasing Prostitution	0	0	0
		Weapon Law Violations	15	6	0
		Animal Cruelty	1	0	0
		Total Group A Offenses	995	298	12
Group B Arrests					
Offense	Adult	Juvenile			
Bad Checks	2	0			
Curfew/Loitering/Vagrancy Violations	0	0			
Disorderly Conduct	3	0			
Driving Under the Influence	22	0			
Drunkenness	46	0			
Family Offenses (Nonviolent)	2	0			
Liquor Law Violations	1	0			
Peeping Tom	0	0			
Runaway	0	3			
Trespass of Real Property	30	0			
All Other Offenses	237	5			
Total Group B	343	8			

(*) Offenses are counted using the FBI Units of Count for Crime

(**) The 'Arrests' column shows arrests made for incidents during the selected period, regardless of arrest date. Arrest counts for the same period may change over time.

Purcellville Police Department - VA0530300 - NIBRS Agency Crime Overview - 2019

2019 Population Estimate	10,025	Offenses (*)			Arrests (**)	
		Group A Offenses	Reported	Adult	Juvenile	
Law Enforcement Employees		Crimes Against Persons				
Sworn Male	15	Murder and Nonnegligent Manslaughter	0	0	0	0
Sworn Female	3	Negligent Manslaughter	0	0	0	0
Civilian Male	0	Kidnapping/Abduction	0	0	0	0
Civilian Female	2	Forcible Rape	1	0	0	0
Total:	20	Forcible Sodomy	0	0	0	0
		Sexual Assault With An Object	0	0	0	0
		Forcible Fondling	1	0	0	0
Offense Overview		Incest	0	0	0	0
Incident Total	169	Statutory Rape	0	0	0	0
Offense Total	196	Aggravated Assault	7	3	0	0
Group A Crimes per 100,000 population	1,685.8	Simple Assault	22	5	0	0
		Intimidation	11	1	0	0
		Human Trafficking, Commercial Sex Acts	0	0	0	0
		Human Trafficking, Involuntary Servitude	0	0	0	0
Arrest Overview		Crimes Against Property				
Total Arrests	135	Arson	0	0	0	0
Adult Arrests	130	Bribery	0	0	0	0
Juvenile Arrests	5	Burglary/Breaking & Entering	3	1	0	0
Unknown Age	0	Counterfeiting/Forgery	4	0	0	0
Arrests per 100,000 population	1,346.6	Destruction/Damage/Vandalism of Property	27	0	0	0
		Embezzlement	1	0	0	0
		Extortion/Blackmail	1	0	0	0
		False Pretenses/Swindle/Confidence Game	5	0	0	0
		Credit Card/Automatic Teller Fraud	3	0	0	0
		Impersonation	4	0	0	0
		Welfare Fraud	7	0	0	0
		Wire Fraud	2	0	0	0
		Identity Theft	3	0	0	0
		Hacking/Computer Invasion	1	0	0	0
		Robbery	0	0	0	0
		Pocket-picking	0	0	0	0
		Purse-snatching	0	0	0	0
		Shoplifting	8	1	0	0
		Theft From Building	1	0	0	0
		Theft From Coin Operated Machine or Device	0	0	0	0
		Theft From Motor Vehicle	5	0	0	0
		Theft of Motor Vehicle Parts/Accessories	3	1	0	0
		All Other Larceny	14	2	0	0
		Motor Vehicle Theft	3	0	0	0
		Stolen Property Offenses	0	0	0	0
		Crimes Against Society				
		Drug/Narcotic Violations	46	34	1	0
		Drug Equipment Violations	11	0	0	0
		Betting/Wagering	0	0	0	0
		Operating/Promoting/Assisting Gambling	0	0	0	0
		Gambling Equipment Violations	0	0	0	0
		Sports Tampering	0	0	0	0
		Pornography/Obscene Material	0	0	0	0
		Prostitution	0	0	0	0
		Assisting or Promoting Prostitution	0	0	0	0
		Purchasing Prostitution	0	0	0	0
		Weapon Law Violations	2	1	0	0
		Animal Cruelty	0	0	0	0
		Total Group A Offenses	196	49	1	
Group B Arrests						
Offense	Adult	Juvenile				
Bad Checks	0	0				
Curfew/Loitering/Vagrancy Violations	0	0				
Disorderly Conduct	0	0				
Driving Under the Influence	42	2				
Drunkenness	17	0				
Family Offenses (Nonviolent)	0	0				
Liquor Law Violations	8	0				
Peeping Tom	0	0				
Runaway	0	0				
Trespass of Real Property	1	0				
All Other Offenses	13	2				
Total Group B	81	4				

(*) Offenses are counted using the FBI Units of Count for Crime

(**) The 'Arrests' column shows arrests made for incidents during the selected period, regardless of arrest date. Arrest counts for the same period may change over time.

Quantico Police Department⁰ - VA0750400 - NIBRS Agency Crime Overview - 2019

2019 Population Estimate		524	Offenses (*)	Arrests (**)	
			Reported	Adult	Juvenile
Law Enforcement Employees			Group A Offenses		
			Crimes Against Persons		
Sworn Male	0		Murder and Nonnegligent Manslaughter	0	0
Sworn Female	0		Negligent Manslaughter	0	0
Civilian Male	0		Kidnapping/Abduction	0	0
Civilian Female	0		Forcible Rape	0	0
Total:	0		Forcible Sodomy	0	0
			Sexual Assault With An Object	0	0
			Forcible Fondling	0	0
Offense Overview			Incest	0	0
Incident Total	0		Statutory Rape	0	0
Offense Total	0		Aggravated Assault	0	0
Group A Crimes per 100,000 population	0.0		Simple Assault	0	0
			Intimidation	0	0
			Human Trafficking, Commercial Sex Acts	0	0
			Human Trafficking, Involuntary Servitude	0	0
Arrest Overview			Crimes Against Property		
Total Arrests	0		Arson	0	0
Adult Arrests	0		Bribery	0	0
Juvenile Arrests	0		Burglary/Breaking & Entering	0	0
Unknown Age	0		Counterfeiting/Forgery	0	0
Arrests per 100,000 population	0.0		Destruction/Damage/Vandalism of Property	0	0
			Embezzlement	0	0
			Extortion/Blackmail	0	0
			False Pretenses/Swindle/Confidence Game	0	0
			Credit Card/Automatic Teller Fraud	0	0
			Impersonation	0	0
			Welfare Fraud	0	0
			Wire Fraud	0	0
			Identity Theft	0	0
			Hacking/Computer Invasion	0	0
			Robbery	0	0
			Pocket-picking	0	0
			Purse-snatching	0	0
			Shoplifting	0	0
			Theft From Building	0	0
			Theft From Coin Operated Machine or Device	0	0
			Theft From Motor Vehicle	0	0
			Theft of Motor Vehicle Parts/Accessories	0	0
			All Other Larceny	0	0
			Motor Vehicle Theft	0	0
			Stolen Property Offenses	0	0
			Crimes Against Society		
			Drug/Narcotic Violations	0	0
			Drug Equipment Violations	0	0
			Betting/Wagering	0	0
			Operating/Promoting/Assisting Gambling	0	0
			Gambling Equipment Violations	0	0
			Sports Tampering	0	0
			Pornography/Obscene Material	0	0
			Prostitution	0	0
			Assisting or Promoting Prostitution	0	0
			Purchasing Prostitution	0	0
			Weapon Law Violations	0	0
			Animal Cruelty	0	0
			Total Group A Offenses	0	0
			Group B Arrests		
			Offense	Adult	Juvenile
Bad Checks	0	0	Identity Theft	0	0
Curfew/Loitering/Vagrancy Violations	0	0	Hacking/Computer Invasion	0	0
Disorderly Conduct	0	0	Robbery	0	0
Driving Under the Influence	0	0	Pocket-picking	0	0
Drunkenness	0	0	Purse-snatching	0	0
Family Offenses (Nonviolent)	0	0	Shoplifting	0	0
Liquor Law Violations	0	0	Theft From Building	0	0
Peeping Tom	0	0	Theft From Coin Operated Machine or Device	0	0
Runaway	0	0	Theft From Motor Vehicle	0	0
Trespass of Real Property	0	0	Theft of Motor Vehicle Parts/Accessories	0	0
All Other Offenses	0	0	All Other Larceny	0	0
Total Group B	0	0	Motor Vehicle Theft	0	0
			Stolen Property Offenses	0	0

(*) Offenses are counted using the FBI Units of Count for Crime

(**) The 'Arrests' column shows arrests made for incidents during the selected period, regardless of arrest date. Arrest counts for the same period may change over time.

Radford City Police Department - VA1210000 - NIBRS Agency Crime Overview - 2019

2019 Population Estimate		18,044	Offenses (*)	Arrests (**)		
			Reported	Adult	Juvenile	
Law Enforcement Employees			Group A Offenses			
			Crimes Against Persons			
Sworn Male	31		Murder and Nonnegligent Manslaughter	1	1	0
Sworn Female	4		Negligent Manslaughter	0	0	0
Civilian Male	2		Kidnapping/Abduction	3	2	0
Civilian Female	11		Forcible Rape	6	0	0
Total:	48		Forcible Sodomy	5	0	0
			Sexual Assault With An Object	1	0	0
			Forcible Fondling	7	0	0
Offense Overview			Incest	0	0	0
Incident Total	848		Statutory Rape	0	0	0
Offense Total	1,060		Aggravated Assault	32	15	1
Group A Crimes per 100,000 population	4,699.6		Simple Assault	158	62	0
			Intimidation	12	1	0
			Human Trafficking, Commercial Sex Acts	0	0	0
			Human Trafficking, Involuntary Servitude	0	0	0
Arrest Overview			Crimes Against Property			
Total Arrests	787		Arson	0	0	0
Adult Arrests	778		Bribery	0	0	0
Juvenile Arrests	8		Burglary/Breaking & Entering	25	6	0
Unknown Age	1		Counterfeiting/Forgery	23	8	0
Arrests per 100,000 population	4,361.6		Destruction/Damage/Vandalism of Property	112	10	0
			Embezzlement	8	1	0
			Extortion/Blackmail	1	0	0
			False Pretenses/Swindle/Confidence Game	23	0	0
			Credit Card/Automatic Teller Fraud	9	0	0
			Impersonation	6	3	0
			Welfare Fraud	0	0	0
			Wire Fraud	2	0	0
			Identity Theft	1	0	0
			Hacking/Computer Invasion	0	0	0
			Robbery	1	0	0
			Pocket-picking	0	0	0
			Purse-snatching	0	0	0
			Shoplifting	21	4	0
			Theft From Building	5	0	0
			Theft From Coin Operated Machine or Device	0	0	0
			Theft From Motor Vehicle	23	1	0
			Theft of Motor Vehicle Parts/Accessories	6	0	0
			All Other Larceny	102	2	0
			Motor Vehicle Theft	3	0	0
			Stolen Property Offenses	2	0	0
			Crimes Against Society			
			Drug/Narcotic Violations	289	184	1
			Drug Equipment Violations	145	2	0
			Betting/Wagering	0	0	0
			Operating/Promoting/Assisting Gambling	0	0	0
			Gambling Equipment Violations	0	0	0
			Sports Tampering	0	0	0
			Pornography/Obscene Material	2	0	0
			Prostitution	0	0	0
			Assisting or Promoting Prostitution	0	0	0
			Purchasing Prostitution	0	0	0
			Weapon Law Violations	25	6	0
			Animal Cruelty	1	0	0
			Total Group A Offenses	1,060	308	2
Group B Arrests						
Offense	Adult	Juvenile				
Bad Checks	1	0				
Curfew/Loitering/Vagrancy Violations	0	0				
Disorderly Conduct	2	0				
Driving Under the Influence	67	0				
Drunkenness	172	0				
Family Offenses (Nonviolent)	3	0				
Liquor Law Violations	48	1				
Peeping Tom	0	0				
Runaway	0	0				
Trespass of Real Property	11	0				
All Other Offenses	166	5				
Total Group B	470	6				

(*) Offenses are counted using the FBI Units of Count for Crime

(**) The 'Arrests' column shows arrests made for incidents during the selected period, regardless of arrest date. Arrest counts for the same period may change over time.

Rappahannock County Sheriff's Office - VA0780000 - NIBRS Agency Crime Overview - 2019

2019 Population Estimate	7,285	Offenses (*)	Arrests (**)	
		Reported	Adult	Juvenile
Law Enforcement Employees		Group A Offenses		
Sworn Male	12	Crimes Against Persons		
Sworn Female	4	Murder and Nonnegligent Manslaughter	0	0
Civilian Male	3	Negligent Manslaughter	0	0
Civilian Female	2	Kidnapping/Abduction	1	0
Total:	21	Forcible Rape	0	0
		Forcible Sodomy	1	0
		Sexual Assault With An Object	0	0
		Forcible Fondling	0	0
		Incest	0	0
Offense Overview		Statutory Rape	0	0
Incident Total	121	Aggravated Assault	3	0
Offense Total	131	Simple Assault	41	2
Group A Crimes per 100,000 population	1,660.9	Intimidation	2	0
		Human Trafficking, Commercial Sex Acts	0	0
		Human Trafficking, Involuntary Servitude	0	0
Arrest Overview		Crimes Against Property		
Total Arrests	174	Arson	0	0
Adult Arrests	170	Bribery	0	0
Juvenile Arrests	4	Burglary/Breaking & Entering	2	0
Unknown Age	0	Counterfeiting/Forgery	0	0
Arrests per 100,000 population	2,388.5	Destruction/Damage/Vandalism of Property	15	0
		Embezzlement	0	0
		Extortion/Blackmail	0	0
		False Pretenses/Swindle/Confidence Game	1	0
		Credit Card/Automatic Teller Fraud	0	0
		Impersonation	0	0
		Welfare Fraud	0	0
		Wire Fraud	0	0
		Identity Theft	0	0
		Hacking/Computer Invasion	0	0
		Robbery	0	0
		Pocket-picking	0	0
		Purse-snatching	0	0
		Shoplifting	0	0
		Theft From Building	4	0
		Theft From Coin Operated Machine or Device	0	0
		Theft From Motor Vehicle	0	0
		Theft of Motor Vehicle Parts/Accessories	0	0
		All Other Larceny	9	0
		Motor Vehicle Theft	1	0
		Stolen Property Offenses	0	0
		Crimes Against Society		
		Drug/Narcotic Violations	46	1
		Drug Equipment Violations	3	0
		Betting/Wagering	0	0
		Operating/Promoting/Assisting Gambling	0	0
		Gambling Equipment Violations	0	0
		Sports Tampering	0	0
		Pornography/Obscene Material	1	0
		Prostitution	0	0
		Assisting or Promoting Prostitution	0	0
		Purchasing Prostitution	0	0
		Weapon Law Violations	1	0
		Animal Cruelty	0	0
		Total Group A Offenses	131	3
Group B Arrests				
Offense	Adult	Juvenile		
Bad Checks	0	0		
Curfew/Loitering/Vagrancy Violations	0	0		
Disorderly Conduct	0	0		
Driving Under the Influence	43	0		
Drunkenness	5	0		
Family Offenses (Nonviolent)	0	0		
Liquor Law Violations	0	0		
Peeping Tom	0	0		
Runaway	0	0		
Trespass of Real Property	3	0		
All Other Offenses	59	1		
Total Group B	110	1		

(*) Offenses are counted using the FBI Units of Count for Crime

(**) The 'Arrests' column shows arrests made for incidents during the selected period, regardless of arrest date. Arrest counts for the same period may change over time.

Remington Police Department⁰ - VA0300100 - NIBRS Agency Crime Overview - 2019

2019 Population Estimate	652		Offenses (*)	Arrests (**)	
			Reported	Adult	Juvenile
Law Enforcement Employees		Group A Offenses			
		Crimes Against Persons			
Sworn Male	1	Murder and Nonnegligent Manslaughter	0	0	0
Sworn Female	0	Negligent Manslaughter	0	0	0
Civilian Male	0	Kidnapping/Abduction	0	0	0
Civilian Female	0	Forcible Rape	0	0	0
Total:	1	Forcible Sodomy	0	0	0
		Sexual Assault With An Object	0	0	0
		Forcible Fondling	0	0	0
Offense Overview		Incest	0	0	0
Incident Total	0	Statutory Rape	0	0	0
Offense Total	0	Aggravated Assault	0	0	0
Group A Crimes per 100,000 population	0.0	Simple Assault	0	0	0
		Intimidation	0	0	0
		Human Trafficking, Commercial Sex Acts	0	0	0
		Human Trafficking, Involuntary Servitude	0	0	0
Arrest Overview		Crimes Against Property			
Total Arrests	0	Arson	0	0	0
Adult Arrests	0	Bribery	0	0	0
Juvenile Arrests	0	Burglary/Breaking & Entering	0	0	0
Unknown Age	0	Counterfeiting/Forgery	0	0	0
Arrests per 100,000 population	0.0	Destruction/Damage/Vandalism of Property	0	0	0
		Embezzlement	0	0	0
		Extortion/Blackmail	0	0	0
		False Pretenses/Swindle/Confidence Game	0	0	0
		Credit Card/Automatic Teller Fraud	0	0	0
		Impersonation	0	0	0
		Welfare Fraud	0	0	0
		Wire Fraud	0	0	0
		Identity Theft	0	0	0
		Hacking/Computer Invasion	0	0	0
		Robbery	0	0	0
		Pocket-picking	0	0	0
		Purse-snatching	0	0	0
		Shoplifting	0	0	0
		Theft From Building	0	0	0
		Theft From Coin Operated Machine or Device	0	0	0
		Theft From Motor Vehicle	0	0	0
		Theft of Motor Vehicle Parts/Accessories	0	0	0
		All Other Larceny	0	0	0
		Motor Vehicle Theft	0	0	0
		Stolen Property Offenses	0	0	0
		Crimes Against Society			
		Drug/Narcotic Violations	0	0	0
		Drug Equipment Violations	0	0	0
		Betting/Wagering	0	0	0
		Operating/Promoting/Assisting Gambling	0	0	0
		Gambling Equipment Violations	0	0	0
		Sports Tampering	0	0	0
		Pornography/Obscene Material	0	0	0
		Prostitution	0	0	0
		Assisting or Promoting Prostitution	0	0	0
		Purchasing Prostitution	0	0	0
		Weapon Law Violations	0	0	0
		Animal Cruelty	0	0	0
		Total Group A Offenses	0	0	0

Group B Arrests		
Offense	Adult	Juvenile
Bad Checks	0	0
Curfew/Loitering/Vagrancy Violations	0	0
Disorderly Conduct	0	0
Driving Under the Influence	0	0
Drunkenness	0	0
Family Offenses (Nonviolent)	0	0
Liquor Law Violations	0	0
Peeping Tom	0	0
Runaway	0	0
Trespass of Real Property	0	0
All Other Offenses	0	0
Total Group B	0	0

(*) Offenses are counted using the FBI Units of Count for Crime

(**) The 'Arrests' column shows arrests made for incidents during the selected period, regardless of arrest date. Arrest counts for the same period may change over time.

Rich Creek Police Department - VA0350400 - NIBRS Agency Crime Overview - 2019

2019 Population Estimate		746	Offenses (*)	Arrests (**)	
			Reported	Adult	Juvenile
Law Enforcement Employees			Crimes Against Persons		
Sworn Male	1		Murder and Nonnegligent Manslaughter	0	0
Sworn Female	0		Negligent Manslaughter	0	0
Civilian Male	0		Kidnapping/Abduction	1	0
Civilian Female	0		Forcible Rape	0	0
Total:	1		Forcible Sodomy	0	0
			Sexual Assault With An Object	0	0
			Forcible Fondling	1	1
			Incest	0	0
Offense Overview			Statutory Rape	0	0
Incident Total	48		Aggravated Assault	1	1
Offense Total	54		Simple Assault	12	5
Group A Crimes per 100,000 population	6,434.3		Intimidation	3	1
			Human Trafficking, Commercial Sex Acts	0	0
			Human Trafficking, Involuntary Servitude	0	0
Arrest Overview			Crimes Against Property		
Total Arrests	35		Arson	0	0
Adult Arrests	35		Bribery	0	0
Juvenile Arrests	0		Burglary/Breaking & Entering	1	0
Unknown Age	0		Counterfeiting/Forgery	4	0
Arrests per 100,000 population	4,691.7		Destruction/Damage/Vandalism of Property	2	0
			Embezzlement	1	1
			Extortion/Blackmail	0	0
			False Pretenses/Swindle/Confidence Game	0	1
			Credit Card/Automatic Teller Fraud	1	0
			Impersonation	1	0
			Welfare Fraud	0	0
			Wire Fraud	0	0
			Identity Theft	1	0
			Hacking/Computer Invasion	0	0
			Robbery	0	0
			Pocket-picking	0	0
			Purse-snatching	0	0
			Shoplifting	5	4
			Theft From Building	1	0
			Theft From Coin Operated Machine or Device	0	0
			Theft From Motor Vehicle	1	0
			Theft of Motor Vehicle Parts/Accessories	0	0
			All Other Larceny	6	2
			Motor Vehicle Theft	1	0
			Stolen Property Offenses	0	0
			Crimes Against Society		
			Drug/Narcotic Violations	8	8
			Drug Equipment Violations	1	0
			Betting/Wagering	0	0
			Operating/Promoting/Assisting Gambling	0	0
			Gambling Equipment Violations	0	0
			Sports Tampering	0	0
			Pornography/Obscene Material	0	0
			Prostitution	0	0
			Assisting or Promoting Prostitution	1	0
			Purchasing Prostitution	0	0
			Weapon Law Violations	1	1
			Animal Cruelty	0	0
			Total Group A Offenses	54	25
					0
Group B Arrests					
Offense	Adult	Juvenile			
Bad Checks	0	0			
Curfew/Loitering/Vagrancy Violations	0	0			
Disorderly Conduct	0	0			
Driving Under the Influence	0	0			
Drunkenness	0	0			
Family Offenses (Nonviolent)	1	0			
Liquor Law Violations	0	0			
Peeping Tom	0	0			
Runaway	0	0			
Trespass of Real Property	4	0			
All Other Offenses	5	0			
Total Group B	10	0			

(*) Offenses are counted using the FBI Units of Count for Crime

(**) The 'Arrests' column shows arrests made for incidents during the selected period, regardless of arrest date. Arrest counts for the same period may change over time.

Richlands Police Department - VA0920300 - NIBRS Agency Crime Overview - 2019

2019 Population Estimate		5,265	Offenses (*)	Arrests (**)	
			Reported	Adult	Juvenile
Law Enforcement Employees			Group A Offenses		
			Crimes Against Persons		
Sworn Male	17		Murder and Nonnegligent Manslaughter	0	0
Sworn Female	2		Negligent Manslaughter	0	0
Civilian Male	1		Kidnapping/Abduction	2	0
Civilian Female	4		Forcible Rape	5	0
Total:	24		Forcible Sodomy	2	1
			Sexual Assault With An Object	1	0
			Forcible Fondling	3	0
			Incest	0	0
Offense Overview			Statutory Rape	0	0
Incident Total	415		Aggravated Assault	8	6
Offense Total	488		Simple Assault	102	76
Group A Crimes per 100,000 population	7,882.2		Intimidation	2	1
			Human Trafficking, Commercial Sex Acts	0	0
			Human Trafficking, Involuntary Servitude	0	0
Arrest Overview			Crimes Against Property		
Total Arrests	333		Arson	2	0
Adult Arrests	310		Bribery	0	0
Juvenile Arrests	23		Burglary/Breaking & Entering	16	8
Unknown Age	0		Counterfeiting/Forgery	8	1
Arrests per 100,000 population	6,324.8		Destruction/Damage/Vandalism of Property	30	3
			Embezzlement	3	1
			Extortion/Blackmail	1	0
			False Pretenses/Swindle/Confidence Game	14	6
			Credit Card/Automatic Teller Fraud	1	0
			Impersonation	0	0
			Welfare Fraud	0	0
			Wire Fraud	1	0
			Identity Theft	5	1
			Hacking/Computer Invasion	0	0
			Robbery	0	0
			Pocket-picking	0	0
			Purse-snatching	1	0
			Shoplifting	10	6
			Theft From Building	2	0
			Theft From Coin Operated Machine or Device	0	0
			Theft From Motor Vehicle	9	1
			Theft of Motor Vehicle Parts/Accessories	2	0
			All Other Larceny	57	8
			Motor Vehicle Theft	8	5
			Stolen Property Offenses	3	1
			Crimes Against Society		
			Drug/Narcotic Violations	146	51
			Drug Equipment Violations	27	16
			Betting/Wagering	0	0
			Operating/Promoting/Assisting Gambling	0	0
			Gambling Equipment Violations	0	0
			Sports Tampering	0	0
			Pornography/Obscene Material	0	0
			Prostitution	0	0
			Assisting or Promoting Prostitution	0	0
			Purchasing Prostitution	0	0
			Weapon Law Violations	11	1
			Animal Cruelty	6	6
			Total Group A Offenses	488	201
					8
Group B Arrests					
Offense	Adult	Juvenile			
Bad Checks	5	0			
Curfew/Loitering/Vagrancy Violations	0	0			
Disorderly Conduct	4	0			
Driving Under the Influence	16	1			
Drunkenness	28	8			
Family Offenses (Nonviolent)	4	0			
Liquor Law Violations	2	1			
Peeping Tom	0	0			
Runaway	0	0			
Trespass of Real Property	2	1			
All Other Offenses	48	4			
Total Group B	109	15			

(*) Offenses are counted using the FBI Units of Count for Crime

(**) The 'Arrests' column shows arrests made for incidents during the selected period, regardless of arrest date. Arrest counts for the same period may change over time.

Richmond CO Sheriffs Office - VA0790000 - NIBRS Agency Crime Overview - 2019

2019 Population Estimate	7,703	Offenses (*)	Arrests (**)		
		Reported	Adult	Juvenile	
Law Enforcement Employees		Group A Offenses			
Sworn Male	13	Crimes Against Persons			
Sworn Female	0	Murder and Nonnegligent Manslaughter	0	0	0
Civilian Male	0	Negligent Manslaughter	0	0	0
Civilian Female	8	Kidnapping/Abduction	0	0	0
Total:	21	Forcible Rape	0	0	0
		Forcible Sodomy	0	0	0
		Sexual Assault With An Object	0	0	0
		Forcible Fondling	0	0	0
		Incest	0	0	0
Offense Overview		Statutory Rape	0	0	0
Incident Total	40	Aggravated Assault	0	0	0
Offense Total	41	Simple Assault	4	4	0
Group A Crimes per 100,000 population	519.3	Intimidation	1	1	0
		Human Trafficking, Commercial Sex Acts	0	0	0
		Human Trafficking, Involuntary Servitude	0	0	0
Arrest Overview		Crimes Against Property			
Total Arrests	42	Arson	1	0	0
Adult Arrests	42	Bribery	0	0	0
Juvenile Arrests	0	Burglary/Breaking & Entering	3	1	0
Unknown Age	0	Counterfeiting/Forgery	1	1	0
Arrests per 100,000 population	545.2	Destruction/Damage/Vandalism of Property	8	4	0
		Embezzlement	0	0	0
		Extortion/Blackmail	0	0	0
		False Pretenses/Swindle/Confidence Game	1	0	0
		Credit Card/Automatic Teller Fraud	0	0	0
		Impersonation	0	0	0
		Welfare Fraud	0	0	0
		Wire Fraud	0	0	0
		Identity Theft	0	0	0
		Hacking/Computer Invasion	0	0	0
		Robbery	0	0	0
		Pocket-picking	0	0	0
		Purse-snatching	0	0	0
		Shoplifting	0	0	0
		Theft From Building	0	0	0
		Theft From Coin Operated Machine or Device	0	0	0
		Theft From Motor Vehicle	4	0	0
		Theft of Motor Vehicle Parts/Accessories	0	0	0
		All Other Larceny	5	1	0
		Motor Vehicle Theft	3	0	0
		Stolen Property Offenses	0	0	0
		Crimes Against Society			
		Drug/Narcotic Violations	8	9	0
		Drug Equipment Violations	0	0	0
		Betting/Wagering	0	0	0
		Operating/Promoting/Assisting Gambling	0	0	0
		Gambling Equipment Violations	0	0	0
		Sports Tampering	0	0	0
		Pornography/Obscene Material	0	0	0
		Prostitution	0	0	0
		Assisting or Promoting Prostitution	0	0	0
		Purchasing Prostitution	0	0	0
		Weapon Law Violations	2	0	0
		Animal Cruelty	0	0	0
		Total Group A Offenses	41	21	0
Group B Arrests					
Offense	Adult	Juvenile			
Bad Checks	0	0			
Curfew/Loitering/Vagrancy Violations	0	0			
Disorderly Conduct	0	0			
Driving Under the Influence	0	0			
Drunkenness	0	0			
Family Offenses (Nonviolent)	0	0			
Liquor Law Violations	0	0			
Peeping Tom	0	0			
Runaway	0	0			
Trespass of Real Property	2	0			
All Other Offenses	19	0			
Total Group B	21	0			

(*) Offenses are counted using the FBI Units of Count for Crime

(**) The 'Arrests' column shows arrests made for incidents during the selected period, regardless of arrest date. Arrest counts for the same period may change over time.

Richmond Police Department - VA1220000 - NIBRS Agency Crime Overview - 2019

2019 Population Estimate		226,841	Offenses (*)	Arrests (**)		
			Reported	Adult	Juvenile	
Law Enforcement Employees			Group A Offenses			
			Crimes Against Persons			
Sworn Male	605		Murder and Nonnegligent Manslaughter	55	46	1
Sworn Female	129		Negligent Manslaughter	0	0	0
Civilian Male	32		Kidnapping/Abduction	37	30	0
Civilian Female	85		Forcible Rape	28	0	1
Total:	851		Forcible Sodomy	14	3	1
			Sexual Assault With An Object	4	1	0
			Forcible Fondling	54	7	5
Offense Overview			Incest	0	0	0
Incident Total	18,399		Statutory Rape	2	0	0
Offense Total	19,713		Aggravated Assault	598	178	8
Group A Crimes per 100,000 population	8,111.0		Simple Assault	3,203	1,148	151
			Intimidation	192	12	8
			Human Trafficking, Commercial Sex Acts	0	0	0
			Human Trafficking, Involuntary Servitude	0	0	0
Arrest Overview			Crimes Against Property			
Total Arrests	8,495		Arson	44	11	2
Adult Arrests	8,142		Bribery	0	0	0
Juvenile Arrests	353		Burglary/Breaking & Entering	990	74	2
Unknown Age	0		Counterfeiting/Forgery	320	16	0
Arrests per 100,000 population	3,744.9		Destruction/Damage/Vandalism of Property	3,305	108	13
			Embezzlement	64	10	0
			Extortion/Blackmail	7	0	0
			False Pretenses/Swindle/Confidence Game	215	19	1
			Credit Card/Automatic Teller Fraud	311	5	1
			Impersonation	75	35	0
			Welfare Fraud	0	0	0
			Wire Fraud	18	0	0
			Identity Theft	44	0	0
			Hacking/Computer Invasion	3	0	0
			Robbery	389	74	9
			Pocket-picking	8	0	0
			Purse-snatching	13	0	0
			Shoplifting	1,157	113	3
			Theft From Building	878	0	0
			Theft From Coin Operated Machine or Device	2	0	0
			Theft From Motor Vehicle	2,284	0	0
			Theft of Motor Vehicle Parts/Accessories	496	0	0
			All Other Larceny	1,447	246	19
			Motor Vehicle Theft	865	28	9
			Stolen Property Offenses	43	71	8
			Crimes Against Society			
			Drug/Narcotic Violations	1,596	1,023	39
			Drug Equipment Violations	55	11	0
			Betting/Wagering	0	0	0
			Operating/Promoting/Assisting Gambling	0	0	0
			Gambling Equipment Violations	0	0	0
			Sports Tampering	0	0	0
			Pornography/Obscene Material	37	1	3
			Prostitution	26	15	0
			Assisting or Promoting Prostitution	2	10	0
			Purchasing Prostitution	0	0	0
			Weapon Law Violations	832	235	13
			Animal Cruelty	0	0	0
			Total Group A Offenses	19,713	3,530	297
			Group B Arrests			
			Offense	Adult	Juvenile	
			Bad Checks	6	0	
			Curfew/Loitering/Vagrancy Violations	0	0	
			Disorderly Conduct	132	17	
			Driving Under the Influence	29	1	
			Drunkenness	289	0	
			Family Offenses (Nonviolent)	168	0	
			Liquor Law Violations	38	0	
			Peeping Tom	1	0	
			Runaway	0	0	
			Trespass of Real Property	450	17	
			All Other Offenses	3,499	21	
			Total Group B	4,612	56	

(*) Offenses are counted using the FBI Units of Count for Crime

(**) The 'Arrests' column shows arrests made for incidents during the selected period, regardless of arrest date. Arrest counts for the same period may change over time.

Roanoke City Police Department - VA1230000 - NIBRS Agency Crime Overview - 2019

2019 Population Estimate	99,348	Offenses (*)	Arrests (**)		
		Reported	Adult	Juvenile	
Law Enforcement Employees		Group A Offenses			
		Crimes Against Persons			
Sworn Male	200	Murder and Nonnegligent Manslaughter	13	6	1
Sworn Female	48	Negligent Manslaughter	0	0	0
Civilian Male	8	Kidnapping/Abduction	21	16	0
Civilian Female	35	Forcible Rape	28	6	1
Total:	291	Forcible Sodomy	14	0	0
		Sexual Assault With An Object	1	0	0
		Forcible Fondling	34	1	0
Offense Overview		Incest	0	0	0
Incident Total	11,341	Statutory Rape	0	0	0
Offense Total	12,979	Aggravated Assault	228	111	3
Group A Crimes per 100,000 population	11,415.4	Simple Assault	2,953	829	43
		Intimidation	585	28	3
		Human Trafficking, Commercial Sex Acts	0	0	0
		Human Trafficking, Involuntary Servitude	0	0	0
Arrest Overview		Crimes Against Property			
Total Arrests	5,974	Arson	25	5	3
Adult Arrests	5,760	Bribery	0	1	0
Juvenile Arrests	212	Burglary/Breaking & Entering	491	45	0
Unknown Age	2	Counterfeiting/Forgery	113	10	0
Arrests per 100,000 population	6,013.2	Destruction/Damage/Vandalism of Property	1,441	92	4
		Embezzlement	51	19	1
		Extortion/Blackmail	5	1	0
		False Pretenses/Swindle/Confidence Game	110	13	0
		Credit Card/Automatic Teller Fraud	236	8	0
		Impersonation	30	1	0
		Welfare Fraud	0	0	0
		Wire Fraud	43	0	0
		Identity Theft	37	1	0
		Hacking/Computer Invasion	9	0	0
		Robbery	106	33	5
		Pocket-picking	2	0	0
		Purse-snatching	1	2	0
		Shoplifting	1,130	604	22
		Theft From Building	315	6	1
		Theft From Coin Operated Machine or Device	7	1	0
		Theft From Motor Vehicle	533	19	0
		Theft of Motor Vehicle Parts/Accessories	409	6	0
		All Other Larceny	1,228	78	4
		Motor Vehicle Theft	309	48	5
		Stolen Property Offenses	13	4	1
		Crimes Against Society			
		Drug/Narcotic Violations	1,910	726	11
		Drug Equipment Violations	123	7	0
		Betting/Wagering	0	0	0
		Operating/Promoting/Assisting Gambling	0	0	0
		Gambling Equipment Violations	0	0	0
		Sports Tampering	0	0	0
		Pornography/Obscene Material	28	1	1
		Prostitution	3	3	0
		Assisting or Promoting Prostitution	2	0	0
		Purchasing Prostitution	1	0	0
		Weapon Law Violations	331	101	4
		Animal Cruelty	60	9	0
		Total Group A Offenses	12,979	2,841	113
		Group B Arrests			
Offense		Adult	Juvenile		
Bad Checks	4	0			
Curfew/Loitering/Vagrancy Violations	0	0			
Disorderly Conduct	40	12			
Driving Under the Influence	275	0			
Drunkenness	760	1			
Family Offenses (Nonviolent)	2	0			
Liquor Law Violations	175	0			
Peeping Tom	1	0			
Runaway	0	26			
Trespass of Real Property	359	4			
All Other Offenses	1,303	56			
Total Group B	2,919	99			

(*) Offenses are counted using the FBI Units of Count for Crime

(**) The 'Arrests' column shows arrests made for incidents during the selected period, regardless of arrest date. Arrest counts for the same period may change over time.

Roanoke County Police Department - VA0800300 - NIBRS Agency Crime Overview - 2019

2019 Population Estimate	85,709	Offenses (*)	Arrests (**)		
		Reported	Adult	Juvenile	
Law Enforcement Employees		Group A Offenses			
Sworn Male	120	Crimes Against Persons			
Sworn Female	22	Murder and Nonnegligent Manslaughter	0	0	0
Civilian Male	0	Negligent Manslaughter	1	1	0
Civilian Female	14	Kidnapping/Abduction	19	8	0
Total:	156	Forcible Rape	18	2	1
		Forcible Sodomy	7	0	0
		Sexual Assault With An Object	4	1	2
		Forcible Fondling	24	3	0
		Incest	0	0	0
Offense Overview		Statutory Rape	0	1	0
Incident Total	3,760	Aggravated Assault	140	31	3
Offense Total	4,752	Simple Assault	870	323	31
Group A Crimes per 100,000 population	4,386.9	Intimidation	70	5	7
		Human Trafficking, Commercial Sex Acts	0	0	0
		Human Trafficking, Involuntary Servitude	0	0	0
		Crimes Against Property			
Arrest Overview		Arson	0	0	0
Total Arrests	3,263	Bribery	0	0	0
Adult Arrests	3,069	Burglary/Breaking & Entering	147	24	1
Juvenile Arrests	194	Counterfeiting/Forgery	24	13	0
Unknown Age	0	Destruction/Damage/Vandalism of Property	317	29	7
Arrests per 100,000 population	3,807.1	Embezzlement	23	13	0
		Extortion/Blackmail	5	0	0
		False Pretenses/Swindle/Confidence Game	125	31	0
		Credit Card/Automatic Teller Fraud	121	4	0
		Impersonation	80	30	0
		Welfare Fraud	0	0	0
		Wire Fraud	40	1	0
		Identity Theft	26	11	0
		Hacking/Computer Invasion	0	0	0
		Robbery	22	4	1
		Pocket-picking	5	3	0
		Purse-snatching	0	0	0
		Shoplifting	409	293	3
		Theft From Building	217	44	3
		Theft From Coin Operated Machine or Device	6	0	0
		Theft From Motor Vehicle	191	9	3
		Theft of Motor Vehicle Parts/Accessories	56	4	0
		All Other Larceny	120	7	1
		Motor Vehicle Theft	84	17	3
		Stolen Property Offenses	21	5	1
		Crimes Against Society			
		Drug/Narcotic Violations	785	295	27
		Drug Equipment Violations	637	28	0
		Betting/Wagering	0	0	0
		Operating/Promoting/Assisting Gambling	0	0	0
		Gambling Equipment Violations	0	0	0
		Sports Tampering	0	0	0
		Pornography/Obscene Material	28	5	3
		Prostitution	0	0	0
		Assisting or Promoting Prostitution	1	0	0
		Purchasing Prostitution	0	0	0
		Weapon Law Violations	105	40	2
		Animal Cruelty	4	2	0
		Total Group A Offenses	4,752	1,287	99
		Group B Arrests			
		Offense	Adult	Juvenile	
		Bad Checks	5	0	
		Curfew/Loitering/Vagrancy Violations	0	0	
		Disorderly Conduct	8	1	
		Driving Under the Influence	317	2	
		Drunkenness	84	0	
		Family Offenses (Nonviolent)	4	0	
		Liquor Law Violations	18	11	
		Peeping Tom	1	0	
		Runaway	0	0	
		Trespass of Real Property	47	0	
		All Other Offenses	1,298	81	
		Total Group B	1,782	95	

(*) Offenses are counted using the FBI Units of Count for Crime

(**) The 'Arrests' column shows arrests made for incidents during the selected period, regardless of arrest date. Arrest counts for the same period may change over time.

Rockbridge County Sheriff's Office - VA0810000 - NIBRS Agency Crime Overview - 2019

2019 Population Estimate		21,389	Offenses (*)	Arrests (**)		
			Reported	Adult	Juvenile	
Law Enforcement Employees			Group A Offenses			
			Crimes Against Persons			
Sworn Male	36		Murder and Nonnegligent Manslaughter	1	1	0
Sworn Female	1		Negligent Manslaughter	0	0	0
Civilian Male	1		Kidnapping/Abduction	9	2	0
Civilian Female	3		Forcible Rape	5	0	0
Total:	41		Forcible Sodomy	1	1	0
			Sexual Assault With An Object	1	0	0
			Forcible Fondling	8	2	0
Offense Overview			Incest	0	0	0
Incident Total	693		Statutory Rape	0	0	0
Offense Total	934		Aggravated Assault	25	20	0
Group A Crimes per 100,000 population	3,240.0		Simple Assault	110	75	4
			Intimidation	3	2	0
			Human Trafficking, Commercial Sex Acts	0	0	0
			Human Trafficking, Involuntary Servitude	0	0	0
Arrest Overview			Crimes Against Property			
Total Arrests	748		Arson	1	0	0
Adult Arrests	734		Bribery	2	0	0
Juvenile Arrests	14		Burglary/Breaking & Entering	60	18	0
Unknown Age	0		Counterfeiting/Forgery	25	12	0
Arrests per 100,000 population	3,497.1		Destruction/Damage/Vandalism of Property	79	22	0
			Embezzlement	6	3	0
			Extortion/Blackmail	0	0	0
			False Pretenses/Swindle/Confidence Game	37	10	0
			Credit Card/Automatic Teller Fraud	16	0	0
			Impersonation	9	3	0
			Welfare Fraud	0	0	0
			Wire Fraud	0	0	0
			Identity Theft	0	0	0
			Hacking/Computer Invasion	0	0	0
			Robbery	0	0	0
			Pocket-picking	0	3	0
			Purse-snatching	0	0	0
			Shoplifting	54	31	0
			Theft From Building	31	5	1
			Theft From Coin Operated Machine or Device	1	9	0
			Theft From Motor Vehicle	27	9	1
			Theft of Motor Vehicle Parts/Accessories	11	0	0
			All Other Larceny	42	24	0
			Motor Vehicle Theft	18	4	0
			Stolen Property Offenses	1	1	0
			Crimes Against Society			
			Drug/Narcotic Violations	190	180	6
			Drug Equipment Violations	114	4	0
			Betting/Wagering	0	0	0
			Operating/Promoting/Assisting Gambling	0	0	0
			Gambling Equipment Violations	0	0	0
			Sports Tampering	0	0	0
			Pornography/Obscene Material	3	1	0
			Prostitution	0	0	0
			Assisting or Promoting Prostitution	0	0	0
			Purchasing Prostitution	0	0	0
			Weapon Law Violations	39	24	0
			Animal Cruelty	5	4	0
			Total Group A Offenses	934	470	12
Group B Arrests						
Offense	Adult	Juvenile				
Bad Checks	1	0				
Curfew/Loitering/Vagrancy Violations	0	0				
Disorderly Conduct	4	0				
Driving Under the Influence	13	0				
Drunkenness	38	0				
Family Offenses (Nonviolent)	13	0				
Liquor Law Violations	0	0				
Peeping Tom	0	0				
Runaway	0	0				
Trespass of Real Property	16	0				
All Other Offenses	179	2				
Total Group B	264	2				

(*) Offenses are counted using the FBI Units of Count for Crime

(**) The 'Arrests' column shows arrests made for incidents during the selected period, regardless of arrest date. Arrest counts for the same period may change over time.

Rockingham CO Sheriff's Dept - VA0820000 - NIBRS Agency Crime Overview - 2019

2019 Population Estimate		62,138	Offenses (*)	Arrests (**)	
			Reported	Adult	Juvenile
Law Enforcement Employees			Group A Offenses		
			Crimes Against Persons		
Sworn Male	59		Murder and Nonnegligent Manslaughter	0	1
Sworn Female	6		Negligent Manslaughter	0	0
Civilian Male	0		Kidnapping/Abduction	12	6
Civilian Female	17		Forcible Rape	18	0
Total:	82		Forcible Sodomy	6	0
			Sexual Assault With An Object	1	1
			Forcible Fondling	38	2
Offense Overview			Incest	3	1
Incident Total	1,149		Statutory Rape	0	0
Offense Total	1,458		Aggravated Assault	15	4
Group A Crimes per 100,000 population	1,849.1		Simple Assault	149	61
			Intimidation	4	2
			Human Trafficking, Commercial Sex Acts	0	0
			Human Trafficking, Involuntary Servitude	0	0
Arrest Overview			Crimes Against Property		
Total Arrests	1,260		Arson	4	3
Adult Arrests	1,176		Bribery	0	0
Juvenile Arrests	84		Burglary/Breaking & Entering	88	1
Unknown Age	0		Counterfeiting/Forgery	26	2
Arrests per 100,000 population	2,027.7		Destruction/Damage/Vandalism of Property	170	11
			Embezzlement	8	6
			Extortion/Blackmail	3	0
			False Pretenses/Swindle/Confidence Game	59	15
			Credit Card/Automatic Teller Fraud	33	4
			Impersonation	8	3
			Welfare Fraud	0	0
			Wire Fraud	13	0
			Identity Theft	1	0
			Hacking/Computer Invasion	0	0
			Robbery	1	0
			Pocket-picking	0	0
			Purse-snatching	0	0
			Shoplifting	30	10
			Theft From Building	52	4
			Theft From Coin Operated Machine or Device	0	0
			Theft From Motor Vehicle	48	0
			Theft of Motor Vehicle Parts/Accessories	39	0
			All Other Larceny	100	16
			Motor Vehicle Theft	19	3
			Stolen Property Offenses	14	4
			Crimes Against Society		
			Drug/Narcotic Violations	279	188
			Drug Equipment Violations	154	4
			Betting/Wagering	0	0
			Operating/Promoting/Assisting Gambling	0	0
			Gambling Equipment Violations	0	0
			Sports Tampering	0	0
			Pornography/Obscene Material	21	3
			Prostitution	2	0
			Assisting or Promoting Prostitution	0	0
			Purchasing Prostitution	0	0
			Weapon Law Violations	40	17
			Animal Cruelty	0	0
			Total Group A Offenses	1,458	372
					42
Group B Arrests					
Offense	Adult	Juvenile			
Bad Checks	1	0			
Curfew/Loitering/Vagrancy Violations	0	0			
Disorderly Conduct	5	0			
Driving Under the Influence	71	1			
Drunkenness	89	2			
Family Offenses (Nonviolent)	14	2			
Liquor Law Violations	13	6			
Peeping Tom	0	0			
Runaway	0	0			
Trespass of Real Property	31	0			
All Other Offenses	580	31			
Total Group B	804	42			

(*) Offenses are counted using the FBI Units of Count for Crime

(**) The 'Arrests' column shows arrests made for incidents during the selected period, regardless of arrest date. Arrest counts for the same period may change over time.

Rocky Mount Police Department - VA0330100 - NIBRS Agency Crime Overview - 2019

2019 Population Estimate	4,748	Offenses (*)	Arrests (**)		
		Reported	Adult	Juvenile	
Law Enforcement Employees		Group A Offenses			
		Crimes Against Persons			
Sworn Male	21	Murder and Nonnegligent Manslaughter	2	0	0
Sworn Female	3	Negligent Manslaughter	0	0	0
Civilian Male	0	Kidnapping/Abduction	0	0	0
Civilian Female	2	Forcible Rape	7	0	0
Total:	26	Forcible Sodomy	1	0	0
		Sexual Assault With An Object	1	0	0
		Forcible Fondling	1	0	0
		Incest	0	0	0
Offense Overview		Statutory Rape	0	0	0
Incident Total	560	Aggravated Assault	6	6	1
Offense Total	670	Simple Assault	83	23	6
Group A Crimes per 100,000 population	11,794.4	Intimidation	7	0	0
		Human Trafficking, Commercial Sex Acts	0	0	0
		Human Trafficking, Involuntary Servitude	0	0	0
		Crimes Against Property			
Arrest Overview		Arson	1	0	0
Total Arrests	606	Bribery	0	0	0
Adult Arrests	518	Burglary/Breaking & Entering	10	0	0
Juvenile Arrests	88	Counterfeiting/Forgery	10	0	0
Unknown Age	0	Destruction/Damage/Vandalism of Property	33	5	4
Arrests per 100,000 population	12,763.3	Embezzlement	2	1	0
		Extortion/Blackmail	0	0	0
		False Pretenses/Swindle/Confidence Game	21	8	0
		Credit Card/Automatic Teller Fraud	16	2	0
		Impersonation	0	0	0
		Welfare Fraud	0	0	0
		Wire Fraud	2	0	0
		Identity Theft	2	1	0
		Hacking/Computer Invasion	1	0	0
		Robbery	3	1	0
		Pocket-picking	0	0	0
		Purse-snatching	0	0	0
		Shoplifting	170	138	4
		Theft From Building	10	3	1
		Theft From Coin Operated Machine or Device	0	0	0
		Theft From Motor Vehicle	11	2	0
		Theft of Motor Vehicle Parts/Accessories	1	1	0
		All Other Larceny	58	11	2
		Motor Vehicle Theft	10	4	0
		Stolen Property Offenses	0	0	0
		Crimes Against Society			
		Drug/Narcotic Violations	117	63	17
		Drug Equipment Violations	71	7	0
		Betting/Wagering	0	0	0
		Operating/Promoting/Assisting Gambling	0	0	0
		Gambling Equipment Violations	0	0	0
		Sports Tampering	0	0	0
		Pornography/Obscene Material	6	2	0
		Prostitution	0	0	0
		Assisting or Promoting Prostitution	0	0	0
		Purchasing Prostitution	0	0	0
		Weapon Law Violations	7	3	0
		Animal Cruelty	0	0	0
		Total Group A Offenses	670	281	35
		Group B Arrests			
Offense		Adult	Juvenile		
Bad Checks	0	0			
Curfew/Loitering/Vagrancy Violations	0	0			
Disorderly Conduct	12	5			
Driving Under the Influence	19	0			
Drunkenness	29	1			
Family Offenses (Nonviolent)	2	0			
Liquor Law Violations	2	0			
Peeping Tom	0	0			
Runaway	0	1			
Trespass of Real Property	10	0			
All Other Offenses	163	46			
Total Group B	237	53			

(*) Offenses are counted using the FBI Units of Count for Crime

(**) The 'Arrests' column shows arrests made for incidents during the selected period, regardless of arrest date. Arrest counts for the same period may change over time.

Rural Retreat Police Dept - VA0970300 - NIBRS Agency Crime Overview - 2019

2019 Population Estimate	1,456	Offenses (*)	Arrests (**)	
		Reported	Adult	Juvenile
Law Enforcement Employees		Group A Offenses		
		Crimes Against Persons		
Sworn Male	1	Murder and Nonnegligent Manslaughter	0	0
Sworn Female	0	Negligent Manslaughter	0	0
Civilian Male	0	Kidnapping/Abduction	0	0
Civilian Female	0	Forcible Rape	0	0
Total:	1	Forcible Sodomy	0	0
		Sexual Assault With An Object	0	0
		Forcible Fondling	0	0
		Incest	0	0
Offense Overview		Statutory Rape	0	0
Incident Total	11	Aggravated Assault	0	0
Offense Total	11	Simple Assault	0	0
Group A Crimes per 100,000 population	755.5	Intimidation	0	0
		Human Trafficking, Commercial Sex Acts	0	0
		Human Trafficking, Involuntary Servitude	0	0
Arrest Overview		Crimes Against Property		
Total Arrests	5	Arson	0	0
Adult Arrests	5	Bribery	0	0
Juvenile Arrests	0	Burglary/Breaking & Entering	2	0
Unknown Age	0	Counterfeiting/Forgery	1	0
Arrests per 100,000 population	343.4	Destruction/Damage/Vandalism of Property	2	0
		Embezzlement	0	0
		Extortion/Blackmail	0	0
		False Pretenses/Swindle/Confidence Game	0	0
		Credit Card/Automatic Teller Fraud	0	0
		Impersonation	0	0
		Welfare Fraud	0	0
		Wire Fraud	0	0
		Identity Theft	0	0
		Hacking/Computer Invasion	0	0
		Robbery	0	0
		Pocket-picking	0	0
		Purse-snatching	0	0
		Shoplifting	1	0
		Theft From Building	1	0
		Theft From Coin Operated Machine or Device	0	0
		Theft From Motor Vehicle	0	0
		Theft of Motor Vehicle Parts/Accessories	0	0
		All Other Larceny	3	0
		Motor Vehicle Theft	0	0
		Stolen Property Offenses	0	0
		Crimes Against Society		
		Drug/Narcotic Violations	0	0
		Drug Equipment Violations	0	0
		Betting/Wagering	0	0
		Operating/Promoting/Assisting Gambling	0	0
		Gambling Equipment Violations	0	0
		Sports Tampering	0	0
		Pornography/Obscene Material	0	0
		Prostitution	0	0
		Assisting or Promoting Prostitution	0	0
		Purchasing Prostitution	0	0
		Weapon Law Violations	1	1
		Animal Cruelty	0	0
		Total Group A Offenses	11	1
			0	0

(*) Offenses are counted using the FBI Units of Count for Crime

(**) The 'Arrests' column shows arrests made for incidents during the selected period, regardless of arrest date. Arrest counts for the same period may change over time.

Russell CO Sheriff Office - VA0830000 - NIBRS Agency Crime Overview - 2019

2019 Population Estimate	22,309	Offenses (*)	Arrests (**)		
		Reported	Adult	Juvenile	
Law Enforcement Employees		Group A Offenses			
Sworn Male	33	Crimes Against Persons			
Sworn Female	3	Murder and Nonnegligent Manslaughter	2	1	0
Civilian Male	7	Negligent Manslaughter	0	0	0
Civilian Female	9	Kidnapping/Abduction	3	3	0
Total:	52	Forcible Rape	10	0	0
		Forcible Sodomy	3	0	0
		Sexual Assault With An Object	3	0	0
		Forcible Fondling	1	0	0
		Incest	0	0	0
Offense Overview		Statutory Rape	1	1	0
Incident Total	581	Aggravated Assault	34	24	0
Offense Total	673	Simple Assault	128	105	3
Group A Crimes per 100,000 population	2,604.3	Intimidation	15	10	0
		Human Trafficking, Commercial Sex Acts	0	0	0
		Human Trafficking, Involuntary Servitude	0	0	0
		Crimes Against Property			
Arrest Overview		Arson	3	0	0
Total Arrests	1,505	Bribery	0	0	0
Adult Arrests	1,483	Burglary/Breaking & Entering	38	12	0
Juvenile Arrests	22	Counterfeiting/Forgery	8	2	0
Unknown Age	0	Destruction/Damage/Vandalism of Property	54	12	0
Arrests per 100,000 population	6,746.2	Embezzlement	2	0	0
		Extortion/Blackmail	2	0	0
		False Pretenses/Swindle/Confidence Game	51	17	0
		Credit Card/Automatic Teller Fraud	10	0	0
		Impersonation	1	1	0
		Welfare Fraud	0	0	0
		Wire Fraud	3	0	0
		Identity Theft	5	1	0
		Hacking/Computer Invasion	0	0	0
		Robbery	2	1	0
		Pocket-picking	0	0	0
		Purse-snatching	0	0	0
		Shoplifting	3	1	0
		Theft From Building	5	0	0
		Theft From Coin Operated Machine or Device	0	0	0
		Theft From Motor Vehicle	7	0	0
		Theft of Motor Vehicle Parts/Accessories	6	1	0
		All Other Larceny	93	16	1
		Motor Vehicle Theft	12	2	0
		Stolen Property Offenses	5	3	0
		Crimes Against Society			
		Drug/Narcotic Violations	96	68	4
		Drug Equipment Violations	23	3	0
		Betting/Wagering	0	0	0
		Operating/Promoting/Assisting Gambling	0	0	0
		Gambling Equipment Violations	0	0	0
		Sports Tampering	0	0	0
		Pornography/Obscene Material	17	2	0
		Prostitution	0	0	0
		Assisting or Promoting Prostitution	0	0	0
		Purchasing Prostitution	0	0	0
		Weapon Law Violations	24	12	0
		Animal Cruelty	3	1	0
		Total Group A Offenses	673	299	8
Group B Arrests					
Offense	Adult	Juvenile			
Bad Checks	1	0			
Curfew/Loitering/Vagrancy Violations	0	0			
Disorderly Conduct	0	0			
Driving Under the Influence	17	0			
Drunkenness	41	0			
Family Offenses (Nonviolent)	0	0			
Liquor Law Violations	2	0			
Peeping Tom	0	0			
Runaway	0	0			
Trespass of Real Property	9	0			
All Other Offenses	1,114	14			
Total Group B	1,184	14			

(*) Offenses are counted using the FBI Units of Count for Crime

(**) The 'Arrests' column shows arrests made for incidents during the selected period, regardless of arrest date. Arrest counts for the same period may change over time.

Salem Police Department - VA0800100 - NIBRS Agency Crime Overview - 2019

2019 Population Estimate	25,363	Offenses (*)	Arrests (**)		
		Reported	Adult	Juvenile	
Law Enforcement Employees		Group A Offenses			
		Crimes Against Persons			
Sworn Male	59	Murder and Nonnegligent Manslaughter	1	1	0
Sworn Female	6	Negligent Manslaughter	0	0	0
Civilian Male	3	Kidnapping/Abduction	4	3	1
Civilian Female	19	Forcible Rape	2	0	0
Total:	87	Forcible Sodomy	0	0	0
		Sexual Assault With An Object	2	1	0
		Forcible Fondling	5	1	0
		Incest	0	0	0
Offense Overview		Statutory Rape	0	0	0
Incident Total	1,334	Aggravated Assault	14	9	4
Offense Total	1,596	Simple Assault	266	157	20
Group A Crimes per 100,000 population	5,259.6	Intimidation	0	0	0
		Human Trafficking, Commercial Sex Acts	0	0	0
		Human Trafficking, Involuntary Servitude	0	0	0
		Crimes Against Property			
Arrest Overview		Arson	1	0	0
Total Arrests	1,000	Bribery	0	0	0
Adult Arrests	924	Burglary/Breaking & Entering	45	13	3
Juvenile Arrests	76	Counterfeiting/Forgery	37	19	0
Unknown Age	0	Destruction/Damage/Vandalism of Property	179	8	13
Arrests per 100,000 population	3,942.8	Embezzlement	34	16	1
		Extortion/Blackmail	2	0	0
		False Pretenses/Swindle/Confidence Game	53	12	0
		Credit Card/Automatic Teller Fraud	34	1	0
		Impersonation	0	0	0
		Welfare Fraud	0	0	0
		Wire Fraud	1	0	0
		Identity Theft	0	0	0
		Hacking/Computer Invasion	0	0	0
		Robbery	5	3	0
		Pocket-picking	0	0	0
		Purse-snatching	0	0	0
		Shoplifting	192	173	5
		Theft From Building	130	21	3
		Theft From Coin Operated Machine or Device	4	0	0
		Theft From Motor Vehicle	54	3	1
		Theft of Motor Vehicle Parts/Accessories	25	0	0
		All Other Larceny	81	16	2
		Motor Vehicle Theft	42	13	0
		Stolen Property Offenses	8	1	0
		Crimes Against Society			
		Drug/Narcotic Violations	269	167	14
		Drug Equipment Violations	54	3	0
		Betting/Wagering	0	0	0
		Operating/Promoting/Assisting Gambling	0	0	0
		Gambling Equipment Violations	0	0	0
		Sports Tampering	0	0	0
		Pornography/Obscene Material	5	3	0
		Prostitution	0	0	0
		Assisting or Promoting Prostitution	0	0	0
		Purchasing Prostitution	0	0	0
		Weapon Law Violations	47	17	5
		Animal Cruelty	0	0	0
		Total Group A Offenses	1,596	661	72
		Group B Arrests			
Offense		Adult	Juvenile		
Bad Checks	5	0			
Curfew/Loitering/Vagrancy Violations	0	0			
Disorderly Conduct	10	1			
Driving Under the Influence	74	0			
Drunkenness	138	0			
Family Offenses (Nonviolent)	1	0			
Liquor Law Violations	17	1			
Peeping Tom	0	0			
Runaway	0	2			
Trespass of Real Property	18	0			
All Other Offenses	0	0			
Total Group B	263	4			

(*) Offenses are counted using the FBI Units of Count for Crime

(**) The 'Arrests' column shows arrests made for incidents during the selected period, regardless of arrest date. Arrest counts for the same period may change over time.

Saltville - VA0860200 - NIBRS Agency Crime Overview - 2019

2019 Population Estimate	1,925	Offenses (*)		
		Reported	Adult	Juvenile
Law Enforcement Employees		Crimes Against Persons		
Sworn Male	5	Murder and Nonnegligent Manslaughter	0	0
Sworn Female	0	Negligent Manslaughter	0	0
Civilian Male	0	Kidnapping/Abduction	0	0
Civilian Female	0	Forcible Rape	0	0
Total:	5	Forcible Sodomy	0	0
		Sexual Assault With An Object	0	0
		Forcible Fondling	1	0
		Incest	0	0
Offense Overview		Statutory Rape	0	0
Incident Total	71	Aggravated Assault	3	2
Offense Total	74	Simple Assault	7	5
Group A Crimes per 100,000 population	3,688.3	Intimidation	0	0
		Human Trafficking, Commercial Sex Acts	0	0
		Human Trafficking, Involuntary Servitude	0	0
Arrest Overview		Crimes Against Property		
Total Arrests	99	Arson	0	0
Adult Arrests	99	Bribery	0	0
Juvenile Arrests	0	Burglary/Breaking & Entering	0	0
Unknown Age	0	Counterfeiting/Forgery	0	0
Arrests per 100,000 population	5,142.9	Destruction/Damage/Vandalism of Property	8	0
		Embezzlement	0	0
		Extortion/Blackmail	0	0
		False Pretenses/Swindle/Confidence Game	0	0
		Credit Card/Automatic Teller Fraud	0	0
		Impersonation	0	0
		Welfare Fraud	0	0
		Wire Fraud	0	0
		Identity Theft	2	0
		Hacking/Computer Invasion	0	0
		Robbery	0	0
		Pocket-picking	0	0
		Purse-snatching	0	0
		Shoplifting	1	0
		Theft From Building	0	0
		Theft From Coin Operated Machine or Device	0	0
		Theft From Motor Vehicle	1	0
		Theft of Motor Vehicle Parts/Accessories	1	0
		All Other Larceny	11	0
		Motor Vehicle Theft	2	0
		Stolen Property Offenses	2	2
		Crimes Against Society		
		Drug/Narcotic Violations	33	29
		Drug Equipment Violations	2	0
		Betting/Wagering	0	0
		Operating/Promoting/Assisting Gambling	0	0
		Gambling Equipment Violations	0	0
		Sports Tampering	0	0
		Pornography/Obscene Material	0	0
		Prostitution	0	0
		Assisting or Promoting Prostitution	0	0
		Purchasing Prostitution	0	0
		Weapon Law Violations	0	0
		Animal Cruelty	0	0
		Total Group A Offenses	74	38
				0
Group B Arrests				
Offense	Adult	Juvenile		
Bad Checks	1	0		
Curfew/Loitering/Vagrancy Violations	0	0		
Disorderly Conduct	0	0		
Driving Under the Influence	6	0		
Drunkenness	1	0		
Family Offenses (Nonviolent)	0	0		
Liquor Law Violations	0	0		
Peeping Tom	0	0		
Runaway	0	0		
Trespass of Real Property	4	0		
All Other Offenses	49	0		
Total Group B	61	0		

(*) Offenses are counted using the FBI Units of Count for Crime

(**) The 'Arrests' column shows arrests made for incidents during the selected period, regardless of arrest date. Arrest counts for the same period may change over time.

Scott County Sheriff's Office - VA0840000 - NIBRS Agency Crime Overview - 2019

2019 Population Estimate	18,799	Offenses (*)	Arrests (**)		
		Reported	Adult	Juvenile	
Law Enforcement Employees		Group A Offenses			
		Crimes Against Persons			
Sworn Male	28	Murder and Nonnegligent Manslaughter	0	0	0
Sworn Female	2	Negligent Manslaughter	0	0	0
Civilian Male	3	Kidnapping/Abduction	11	9	0
Civilian Female	4	Forcible Rape	7	2	0
Total:	37	Forcible Sodomy	0	0	0
		Sexual Assault With An Object	1	0	0
		Forcible Fondling	10	1	0
Offense Overview		Incest	0	0	0
Incident Total	853	Statutory Rape	0	0	0
Offense Total	1,021	Aggravated Assault	10	8	0
Group A Crimes per 100,000 population	4,537.5	Simple Assault	108	58	0
		Intimidation	4	2	0
		Human Trafficking, Commercial Sex Acts	0	0	0
		Human Trafficking, Involuntary Servitude	0	0	0
Arrest Overview		Crimes Against Property			
Total Arrests	1,205	Arson	3	1	0
Adult Arrests	1,204	Bribery	0	0	0
Juvenile Arrests	1	Burglary/Breaking & Entering	40	11	0
Unknown Age	0	Counterfeiting/Forgery	12	3	0
Arrests per 100,000 population	6,409.9	Destruction/Damage/Vandalism of Property	60	4	0
		Embezzlement	0	0	0
		Extortion/Blackmail	4	0	0
		False Pretenses/Swindle/Confidence Game	10	2	0
		Credit Card/Automatic Teller Fraud	18	2	0
		Impersonation	5	3	0
		Welfare Fraud	2	2	0
		Wire Fraud	0	0	0
		Identity Theft	3	0	0
		Hacking/Computer Invasion	0	0	0
		Robbery	4	1	0
		Pocket-picking	2	0	0
		Purse-snatching	1	0	0
		Shoplifting	11	4	0
		Theft From Building	15	0	0
		Theft From Coin Operated Machine or Device	0	0	0
		Theft From Motor Vehicle	10	4	0
		Theft of Motor Vehicle Parts/Accessories	7	0	0
		All Other Larceny	107	32	0
		Motor Vehicle Theft	24	6	0
		Stolen Property Offenses	5	4	0
		Crimes Against Society			
		Drug/Narcotic Violations	426	445	1
		Drug Equipment Violations	52	8	0
		Betting/Wagering	0	0	0
		Operating/Promoting/Assisting Gambling	0	0	0
		Gambling Equipment Violations	0	0	0
		Sports Tampering	0	0	0
		Pornography/Obscene Material	5	1	0
		Prostitution	0	0	0
		Assisting or Promoting Prostitution	0	0	0
		Purchasing Prostitution	0	0	0
		Weapon Law Violations	44	11	0
		Animal Cruelty	0	0	0
		Total Group A Offenses	1,021	624	1
Group B Arrests					
Offense	Adult	Juvenile			
Bad Checks	2	0			
Curfew/Loitering/Vagrancy Violations	0	0			
Disorderly Conduct	3	0			
Driving Under the Influence	35	0			
Drunkenness	15	0			
Family Offenses (Nonviolent)	2	0			
Liquor Law Violations	2	0			
Peeping Tom	0	0			
Runaway	0	0			
Trespass of Real Property	10	0			
All Other Offenses	511	0			
Total Group B	580	0			

(*) Offenses are counted using the FBI Units of Count for Crime

(**) The 'Arrests' column shows arrests made for incidents during the selected period, regardless of arrest date. Arrest counts for the same period may change over time.

Shenandoah County Sheriff's Office - VA0850000 - NIBRS Agency Crime Overview - 2019

2019 Population Estimate		26,729	Offenses (*)	Arrests (**)	
			Reported	Adult	Juvenile
Law Enforcement Employees			Group A Offenses		
			Crimes Against Persons		
Sworn Male	53		Murder and Nonnegligent Manslaughter	2	2
Sworn Female	9		Negligent Manslaughter	0	0
Civilian Male	1		Kidnapping/Abduction	7	3
Civilian Female	5		Forcible Rape	3	0
Total:	68		Forcible Sodomy	3	0
			Sexual Assault With An Object	2	0
			Forcible Fondling	19	4
Offense Overview			Incest	0	0
Incident Total	880		Statutory Rape	3	1
Offense Total	1,042		Aggravated Assault	37	12
Group A Crimes per 100,000 population	3,292.3		Simple Assault	265	86
			Intimidation	24	3
			Human Trafficking, Commercial Sex Acts	0	0
			Human Trafficking, Involuntary Servitude	0	0
			Crimes Against Property		
Arrest Overview			Arson	0	0
Total Arrests	826		Bribery	0	0
Adult Arrests	727		Burglary/Breaking & Entering	55	2
Juvenile Arrests	99		Counterfeiting/Forgery	5	2
Unknown Age	0		Destruction/Damage/Vandalism of Property	174	19
Arrests per 100,000 population	3,090.3		Embezzlement	2	2
			Extortion/Blackmail	0	0
			False Pretenses/Swindle/Confidence Game	46	4
			Credit Card/Automatic Teller Fraud	5	0
			Impersonation	11	1
			Welfare Fraud	0	0
			Wire Fraud	0	0
			Identity Theft	0	0
			Hacking/Computer Invasion	0	0
			Robbery	0	5
			Pocket-picking	0	0
			Purse-snatching	0	0
			Shoplifting	5	5
			Theft From Building	67	9
			Theft From Coin Operated Machine or Device	0	0
			Theft From Motor Vehicle	15	0
			Theft of Motor Vehicle Parts/Accessories	0	0
			All Other Larceny	88	8
			Motor Vehicle Theft	9	0
			Stolen Property Offenses	2	4
			Crimes Against Society		
			Drug/Narcotic Violations	149	86
			Drug Equipment Violations	6	0
			Betting/Wagering	0	0
			Operating/Promoting/Assisting Gambling	0	0
			Gambling Equipment Violations	0	0
			Sports Tampering	0	0
			Pornography/Obscene Material	15	0
			Prostitution	0	0
			Assisting or Promoting Prostitution	0	0
			Purchasing Prostitution	0	0
			Weapon Law Violations	23	10
			Animal Cruelty	0	0
			Total Group A Offenses	1,042	268
					54
			Group B Arrests		
			Offense		
			Adult	Juvenile	
Bad Checks	1	0	Bad Checks	1	0
Curfew/Loitering/Vagrancy Violations	0	0	Curfew/Loitering/Vagrancy Violations	0	0
Disorderly Conduct	0	9	Disorderly Conduct	0	9
Driving Under the Influence	26	0	Driving Under the Influence	26	0
Drunkenness	26	1	Drunkenness	26	1
Family Offenses (Nonviolent)	0	0	Family Offenses (Nonviolent)	0	0
Liquor Law Violations	15	5	Liquor Law Violations	15	5
Peeping Tom	0	0	Peeping Tom	0	0
Runaway	0	1	Runaway	0	1
Trespass of Real Property	12	2	Trespass of Real Property	12	2
All Other Offenses	379	27	All Other Offenses	379	27
Total Group B	459	45	Total Group B	459	45

(*) Offenses are counted using the FBI Units of Count for Crime

(**) The 'Arrests' column shows arrests made for incidents during the selected period, regardless of arrest date. Arrest counts for the same period may change over time.

Smithfield Police Department - VA0460100 - NIBRS Agency Crime Overview - 2019

2019 Population Estimate		8,441	Offenses (*)	Arrests (**)		
			Reported	Adult	Juvenile	
Law Enforcement Employees			Group A Offenses			
			Crimes Against Persons			
Sworn Male	21		Murder and Nonnegligent Manslaughter	1	1	0
Sworn Female	1		Negligent Manslaughter	0	0	0
Civilian Male	0		Kidnapping/Abduction	2	3	0
Civilian Female	4		Forcible Rape	0	0	0
Total:	26		Forcible Sodomy	0	0	0
			Sexual Assault With An Object	0	0	0
			Forcible Fondling	1	0	0
Offense Overview			Incest	0	0	0
Incident Total	381		Statutory Rape	0	0	0
Offense Total	420		Aggravated Assault	14	3	0
Group A Crimes per 100,000 population	4,513.7		Simple Assault	75	28	1
			Intimidation	2	3	0
			Human Trafficking, Commercial Sex Acts	0	0	0
			Human Trafficking, Involuntary Servitude	0	0	0
Arrest Overview			Crimes Against Property			
Total Arrests	134		Arson	0	0	0
Adult Arrests	129		Bribery	0	0	0
Juvenile Arrests	5		Burglary/Breaking & Entering	7	0	0
Unknown Age	0		Counterfeiting/Forgery	11	2	0
Arrests per 100,000 population	1,587.5		Destruction/Damage/Vandalism of Property	80	0	0
			Embezzlement	2	1	0
			Extortion/Blackmail	1	0	0
			False Pretenses/Swindle/Confidence Game	24	1	0
			Credit Card/Automatic Teller Fraud	1	0	0
			Impersonation	0	0	0
			Welfare Fraud	0	0	0
			Wire Fraud	2	0	0
			Identity Theft	0	0	0
			Hacking/Computer Invasion	0	0	0
			Robbery	2	0	0
			Pocket-picking	0	0	0
			Purse-snatching	0	0	0
			Shoplifting	26	1	0
			Theft From Building	3	3	0
			Theft From Coin Operated Machine or Device	0	0	0
			Theft From Motor Vehicle	60	0	1
			Theft of Motor Vehicle Parts/Accessories	2	0	0
			All Other Larceny	39	2	0
			Motor Vehicle Theft	15	2	0
			Stolen Property Offenses	0	0	0
			Crimes Against Society			
			Drug/Narcotic Violations	34	25	1
			Drug Equipment Violations	1	0	0
			Betting/Wagering	0	0	0
			Operating/Promoting/Assisting Gambling	0	0	0
			Gambling Equipment Violations	0	0	0
			Sports Tampering	0	0	0
			Pornography/Obscene Material	2	0	0
			Prostitution	0	0	0
			Assisting or Promoting Prostitution	0	0	0
			Purchasing Prostitution	0	0	0
			Weapon Law Violations	13	5	1
			Animal Cruelty	0	0	0
			Total Group A Offenses	420	80	4
Group B Arrests						
Offense	Adult	Juvenile				
Bad Checks	0	0				
Curfew/Loitering/Vagrancy Violations	0	0				
Disorderly Conduct	1	0				
Driving Under the Influence	23	0				
Drunkenness	8	0				
Family Offenses (Nonviolent)	0	0				
Liquor Law Violations	0	0				
Peeping Tom	0	0				
Runaway	0	0				
Trespass of Real Property	4	0				
All Other Offenses	13	1				
Total Group B	49	1				

(*) Offenses are counted using the FBI Units of Count for Crime

(**) The 'Arrests' column shows arrests made for incidents during the selected period, regardless of arrest date. Arrest counts for the same period may change over time.

Smyth County Sheriff's Office - VA0860000 - NIBRS Agency Crime Overview - 2019

2019 Population Estimate	20,795	Offenses (*)	Arrests (**)		
		Reported	Adult	Juvenile	
Law Enforcement Employees		Group A Offenses			
Sworn Male	40	Crimes Against Persons			
Sworn Female	4	Murder and Nonnegligent Manslaughter	0	0	0
Civilian Male	2	Negligent Manslaughter	0	0	0
Civilian Female	5	Kidnapping/Abduction	5	2	0
Total:	51	Forcible Rape	7	0	1
		Forcible Sodomy	4	1	0
		Sexual Assault With An Object	1	1	0
		Forcible Fondling	7	1	0
Offense Overview		Incest	2	1	0
Incident Total	773	Statutory Rape	1	0	0
Offense Total	828	Aggravated Assault	16	6	1
Group A Crimes per 100,000 population	3,717.2	Simple Assault	101	66	8
		Intimidation	1	0	0
		Human Trafficking, Commercial Sex Acts	0	0	0
		Human Trafficking, Involuntary Servitude	0	0	0
Arrest Overview		Crimes Against Property			
Total Arrests	1,172	Arson	2	0	0
Adult Arrests	1,128	Bribery	0	0	0
Juvenile Arrests	44	Burglary/Breaking & Entering	28	6	0
Unknown Age	0	Counterfeiting/Forgery	4	1	0
Arrests per 100,000 population	5,636.0	Destruction/Damage/Vandalism of Property	30	1	1
		Embezzlement	1	1	0
		Extortion/Blackmail	1	1	0
		False Pretenses/Swindle/Confidence Game	12	0	0
		Credit Card/Automatic Teller Fraud	2	0	0
		Impersonation	0	0	0
		Welfare Fraud	0	0	0
		Wire Fraud	3	0	0
		Identity Theft	3	0	0
		Hacking/Computer Invasion	0	0	0
		Robbery	1	2	1
		Pocket-picking	0	0	0
		Purse-snatching	0	0	0
		Shoplifting	7	2	0
		Theft From Building	9	2	0
		Theft From Coin Operated Machine or Device	0	0	0
		Theft From Motor Vehicle	8	0	0
		Theft of Motor Vehicle Parts/Accessories	3	0	0
		All Other Larceny	114	10	1
		Motor Vehicle Theft	21	6	0
		Stolen Property Offenses	0	0	0
		Crimes Against Society			
		Drug/Narcotic Violations	392	255	3
		Drug Equipment Violations	8	0	0
		Betting/Wagering	0	0	0
		Operating/Promoting/Assisting Gambling	0	0	0
		Gambling Equipment Violations	0	0	0
		Sports Tampering	0	0	0
		Pornography/Obscene Material	2	0	0
		Prostitution	0	0	0
		Assisting or Promoting Prostitution	0	0	0
		Purchasing Prostitution	0	0	0
		Weapon Law Violations	31	5	0
		Animal Cruelty	1	1	0
		Total Group A Offenses	828	371	16
Group B Arrests					
Offense	Adult	Juvenile			
Bad Checks	4	0			
Curfew/Loitering/Vagrancy Violations	0	0			
Disorderly Conduct	2	1			
Driving Under the Influence	23	0			
Drunkenness	41	0			
Family Offenses (Nonviolent)	0	0			
Liquor Law Violations	2	0			
Peeping Tom	0	0			
Runaway	0	0			
Trespass of Real Property	19	3			
All Other Offenses	666	24			
Total Group B	757	28			

(*) Offenses are counted using the FBI Units of Count for Crime

(**) The 'Arrests' column shows arrests made for incidents during the selected period, regardless of arrest date. Arrest counts for the same period may change over time.

South Boston Police Department - VA1240000 - NIBRS Agency Crime Overview - 2019

2019 Population Estimate	7,659	Offenses (*)	Arrests (**)		
		Reported	Adult	Juvenile	
Law Enforcement Employees		Group A Offenses			
		Crimes Against Persons			
Sworn Male	26	Murder and Nonnegligent Manslaughter	2	1	1
Sworn Female	3	Negligent Manslaughter	0	0	0
Civilian Male	0	Kidnapping/Abduction	2	0	0
Civilian Female	2	Forcible Rape	1	1	0
Total:	31	Forcible Sodomy	1	0	0
		Sexual Assault With An Object	1	0	0
		Forcible Fondling	3	1	0
		Incest	0	0	0
Offense Overview		Statutory Rape	0	0	0
Incident Total	657	Aggravated Assault	19	6	1
Offense Total	758	Simple Assault	129	24	9
Group A Crimes per 100,000 population	8,578.1	Intimidation	9	0	0
		Human Trafficking, Commercial Sex Acts	0	0	0
		Human Trafficking, Involuntary Servitude	0	0	0
Arrest Overview		Crimes Against Property			
Total Arrests	386	Arson	0	0	0
Adult Arrests	364	Bribery	0	0	0
Juvenile Arrests	22	Burglary/Breaking & Entering	53	2	0
Unknown Age	0	Counterfeiting/Forgery	6	2	0
Arrests per 100,000 population	5,039.8	Destruction/Damage/Vandalism of Property	79	12	0
		Embezzlement	2	0	0
		Extortion/Blackmail	0	0	0
		False Pretenses/Swindle/Confidence Game	12	2	0
		Credit Card/Automatic Teller Fraud	10	0	0
		Impersonation	5	0	0
		Welfare Fraud	0	0	0
		Wire Fraud	6	0	0
		Identity Theft	3	0	0
		Hacking/Computer Invasion	1	0	0
		Robbery	4	1	0
		Pocket-picking	1	0	0
		Purse-snatching	1	0	0
		Shoplifting	151	90	2
		Theft From Building	16	0	0
		Theft From Coin Operated Machine or Device	0	0	0
		Theft From Motor Vehicle	43	0	0
		Theft of Motor Vehicle Parts/Accessories	9	0	0
		All Other Larceny	64	20	1
		Motor Vehicle Theft	6	0	0
		Stolen Property Offenses	1	0	0
		Crimes Against Society			
		Drug/Narcotic Violations	66	48	2
		Drug Equipment Violations	16	0	0
		Betting/Wagering	0	0	0
		Operating/Promoting/Assisting Gambling	0	0	0
		Gambling Equipment Violations	0	0	0
		Sports Tampering	0	0	0
		Pornography/Obscene Material	5	1	6
		Prostitution	0	0	0
		Assisting or Promoting Prostitution	0	0	0
		Purchasing Prostitution	0	0	0
		Weapon Law Violations	30	13	0
		Animal Cruelty	1	0	0
		Total Group A Offenses	758	224	22
		Group B Arrests			
Offense		Adult	Juvenile		
Bad Checks	0	0			
Curfew/Loitering/Vagrancy Violations	0	0			
Disorderly Conduct	2	0			
Driving Under the Influence	42	0			
Drunkenness	29	0			
Family Offenses (Nonviolent)	0	0			
Liquor Law Violations	1	0			
Peeping Tom	0	0			
Runaway	0	0			
Trespass of Real Property	16	0			
All Other Offenses	50	0			
Total Group B	140	0			

(*) Offenses are counted using the FBI Units of Count for Crime

(**) The 'Arrests' column shows arrests made for incidents during the selected period, regardless of arrest date. Arrest counts for the same period may change over time.

South Hill Police Department - VA0580500 - NIBRS Agency Crime Overview - 2019

2019 Population Estimate		4,365	Offenses (*)	Arrests (**)	
Law Enforcement Employees			Reported	Adult	Juvenile
Group A Offenses					
Crimes Against Persons					
Sworn Male	20	Murder and Nonnegligent Manslaughter	0	0	0
Sworn Female	1	Negligent Manslaughter	0	0	0
Civilian Male	0	Kidnapping/Abduction	0	0	0
Civilian Female	2	Forcible Rape	0	0	0
Total:	23	Forcible Sodomy	0	0	0
Offense Overview					
Incident Total	277	Sexual Assault With An Object	0	0	0
Offense Total	287	Forcible Fondling	2	1	0
Group A Crimes per 100,000 population	6,345.9	Incest	0	0	0
Arrest Overview					
Total Arrests	232	Statutory Rape	1	0	0
Adult Arrests	219	Aggravated Assault	1	1	0
Juvenile Arrests	13	Simple Assault	52	30	0
Unknown Age	0	Intimidation	3	1	0
Arrests per 100,000 population	5,315.0	Human Trafficking, Commercial Sex Acts	0	0	0
Group B Arrests					
Offense					
	Adult	Juvenile			
Bad Checks	1	0	Human Trafficking, Involuntary Servitude	0	0
Curfew/Loitering/Vagrancy Violations	0	0	Crimes Against Property		
Disorderly Conduct	0	0	Arson	0	0
Driving Under the Influence	31	0	Bribery	0	0
Drunkenness	14	0	Burglary/Breaking & Entering	15	0
Family Offenses (Nonviolent)	1	0	Counterfeiting/Forgery	5	1
Liquor Law Violations	0	0	Destruction/Damage/Vandalism of Property	36	3
Peeping Tom	0	0	Embezzlement	4	3
Runaway	0	3	Extortion/Blackmail	0	0
Trespass of Real Property	7	0	False Pretenses/Swindle/Confidence Game	2	1
All Other Offenses	20	1	Credit Card/Automatic Teller Fraud	2	0
Total Group B	74	4	Impersonation	0	0
Crimes Against Society					
			Welfare Fraud	0	0
			Wire Fraud	1	0
			Identity Theft	0	0
			Hacking/Computer Invasion	0	0
			Robbery	7	1
			Pocket-picking	0	0
			Purse-snatching	0	0
			Shoplifting	64	66
			Theft From Building	3	0
			Theft From Coin Operated Machine or Device	0	0
			Theft From Motor Vehicle	9	2
			Theft of Motor Vehicle Parts/Accessories	0	0
			All Other Larceny	38	7
			Motor Vehicle Theft	6	2
			Stolen Property Offenses	0	0
			Total Group A Offenses	287	145
					9

(*) Offenses are counted using the FBI Units of Count for Crime

(**) The 'Arrests' column shows arrests made for incidents during the selected period, regardless of arrest date. Arrest counts for the same period may change over time.

Southampton County Sheriff's Office - VA0870000 - NIBRS Agency Crime Overview - 2019

2019 Population Estimate		17,329	Offenses (*)	Arrests (**)		
			Reported	Adult	Juvenile	
Law Enforcement Employees			Group A Offenses			
			Crimes Against Persons			
Sworn Male	40		Murder and Nonnegligent Manslaughter	2	2	0
Sworn Female	13		Negligent Manslaughter	0	0	0
Civilian Male	0		Kidnapping/Abduction	1	1	0
Civilian Female	14		Forcible Rape	6	2	0
Total:	67		Forcible Sodomy	5	0	0
			Sexual Assault With An Object	0	0	0
			Forcible Fondling	4	2	1
Offense Overview			Incest	0	0	0
Incident Total	629		Statutory Rape	1	1	0
Offense Total	697		Aggravated Assault	7	12	0
Group A Crimes per 100,000 population	3,629.8		Simple Assault	143	40	1
			Intimidation	24	4	0
			Human Trafficking, Commercial Sex Acts	0	0	0
			Human Trafficking, Involuntary Servitude	0	0	0
Arrest Overview			Crimes Against Property			
Total Arrests	245		Arson	3	2	0
Adult Arrests	239		Bribery	0	0	0
Juvenile Arrests	6		Burglary/Breaking & Entering	42	3	0
Unknown Age	0		Counterfeiting/Forgery	5	0	1
Arrests per 100,000 population	1,413.8		Destruction/Damage/Vandalism of Property	123	4	0
			Embezzlement	2	0	0
			Extortion/Blackmail	0	0	0
			False Pretenses/Swindle/Confidence Game	12	0	0
			Credit Card/Automatic Teller Fraud	13	0	0
			Impersonation	0	0	0
			Welfare Fraud	0	0	0
			Wire Fraud	1	0	0
			Identity Theft	3	0	0
			Hacking/Computer Invasion	1	0	0
			Robbery	0	0	0
			Pocket-picking	0	0	0
			Purse-snatching	0	0	0
			Shoplifting	4	1	0
			Theft From Building	27	0	0
			Theft From Coin Operated Machine or Device	0	0	0
			Theft From Motor Vehicle	39	0	1
			Theft of Motor Vehicle Parts/Accessories	10	0	0
			All Other Larceny	65	10	0
			Motor Vehicle Theft	25	5	0
			Stolen Property Offenses	3	0	0
			Crimes Against Society			
			Drug/Narcotic Violations	107	32	1
			Drug Equipment Violations	1	2	0
			Betting/Wagering	0	0	0
			Operating/Promoting/Assisting Gambling	0	0	0
			Gambling Equipment Violations	0	0	0
			Sports Tampering	0	0	0
			Pornography/Obscene Material	6	1	0
			Prostitution	0	0	0
			Assisting or Promoting Prostitution	0	0	0
			Purchasing Prostitution	0	0	0
			Weapon Law Violations	10	6	1
			Animal Cruelty	2	0	0
			Total Group A Offenses	697	130	6
Group B Arrests						
Offense	Adult	Juvenile				
Bad Checks	1	0				
Curfew/Loitering/Vagrancy Violations	0	0				
Disorderly Conduct	1	0				
Driving Under the Influence	41	0				
Drunkenness	4	0				
Family Offenses (Nonviolent)	2	0				
Liquor Law Violations	0	0				
Peeping Tom	0	0				
Runaway	0	0				
Trespass of Real Property	2	0				
All Other Offenses	58	0				
Total Group B	109	0				

(*) Offenses are counted using the FBI Units of Count for Crime

(**) The 'Arrests' column shows arrests made for incidents during the selected period, regardless of arrest date. Arrest counts for the same period may change over time.

Spotsylvania County So - VA0880000 - NIBRS Agency Crime Overview - 2019

2019 Population Estimate	135,715	Offenses (*)	Arrests (**)		
		Reported	Adult	Juvenile	
Law Enforcement Employees		Group A Offenses			
		Crimes Against Persons			
Sworn Male	167	Murder and Nonnegligent Manslaughter	4	0	0
Sworn Female	33	Negligent Manslaughter	0	0	0
Civilian Male	6	Kidnapping/Abduction	28	21	4
Civilian Female	47	Forcible Rape	26	2	0
Total:	253	Forcible Sodomy	4	0	0
		Sexual Assault With An Object	2	2	0
		Forcible Fondling	52	6	1
		Incest	0	0	0
Offense Overview		Statutory Rape	0	0	0
Incident Total	2,465	Aggravated Assault	101	52	2
Offense Total	2,877	Simple Assault	716	208	9
Group A Crimes per 100,000 population	1,816.3	Intimidation	14	9	2
		Human Trafficking, Commercial Sex Acts	0	0	0
		Human Trafficking, Involuntary Servitude	0	0	0
Arrest Overview		Crimes Against Property			
Total Arrests	1,576	Arson	1	0	0
Adult Arrests	1,503	Bribery	1	1	0
Juvenile Arrests	73	Burglary/Breaking & Entering	70	9	0
Unknown Age	0	Counterfeiting/Forgery	33	4	0
Arrests per 100,000 population	1,161.3	Destruction/Damage/Vandalism of Property	241	14	6
		Embezzlement	10	4	0
		Extortion/Blackmail	1	0	0
		False Pretenses/Swindle/Confidence Game	126	11	0
		Credit Card/Automatic Teller Fraud	60	0	0
		Impersonation	2	4	0
		Welfare Fraud	0	0	0
		Wire Fraud	0	0	0
		Identity Theft	0	0	0
		Hacking/Computer Invasion	0	0	0
		Robbery	32	3	2
		Pocket-picking	0	0	0
		Purse-snatching	1	0	0
		Shoplifting	130	43	0
		Theft From Building	163	0	0
		Theft From Coin Operated Machine or Device	2	0	0
		Theft From Motor Vehicle	176	0	0
		Theft of Motor Vehicle Parts/Accessories	49	0	0
		All Other Larceny	181	41	3
		Motor Vehicle Theft	64	0	0
		Stolen Property Offenses	11	3	0
		Crimes Against Society			
		Drug/Narcotic Violations	445	297	0
		Drug Equipment Violations	49	21	0
		Betting/Wagering	0	0	0
		Operating/Promoting/Assisting Gambling	0	0	0
		Gambling Equipment Violations	0	0	0
		Sports Tampering	0	0	0
		Pornography/Obscene Material	9	0	0
		Prostitution	2	0	0
		Assisting or Promoting Prostitution	1	0	0
		Purchasing Prostitution	0	0	0
		Weapon Law Violations	70	11	0
		Animal Cruelty	0	0	0
		Total Group A Offenses	2,877	766	29
		Group B Arrests			
Offense		Adult	Juvenile		
Bad Checks	4	0			
Curfew/Loitering/Vagrancy Violations	0	0			
Disorderly Conduct	13	2			
Driving Under the Influence	203	0			
Drunkenness	47	0			
Family Offenses (Nonviolent)	20	0			
Liquor Law Violations	12	0			
Peeping Tom	0	0			
Runaway	0	10			
Trespass of Real Property	36	0			
All Other Offenses	402	32			
Total Group B	737	44			

(*) Offenses are counted using the FBI Units of Count for Crime

(**) The 'Arrests' column shows arrests made for incidents during the selected period, regardless of arrest date. Arrest counts for the same period may change over time.

St. Paul Police Department - VA0960500 - NIBRS Agency Crime Overview - 2019

2019 Population Estimate		873	Offenses (*)	Arrests (**)	
			Reported	Adult	Juvenile
Law Enforcement Employees			Group A Offenses		
			Crimes Against Persons		
Sworn Male	6		Murder and Nonnegligent Manslaughter	0	0
Sworn Female	0		Negligent Manslaughter	0	0
Civilian Male	0		Kidnapping/Abduction	0	0
Civilian Female	0		Forcible Rape	0	0
Total:	6		Forcible Sodomy	0	0
			Sexual Assault With An Object	0	0
			Forcible Fondling	0	0
Offense Overview			Incest	0	0
Incident Total	66		Statutory Rape	0	0
Offense Total	73		Aggravated Assault	1	1
Group A Crimes per 100,000 population	7,560.1		Simple Assault	7	2
			Intimidation	0	0
			Human Trafficking, Commercial Sex Acts	0	0
			Human Trafficking, Involuntary Servitude	0	0
Arrest Overview			Crimes Against Property		
Total Arrests	64		Arson	1	0
Adult Arrests	62		Bribery	0	0
Juvenile Arrests	2		Burglary/Breaking & Entering	2	1
Unknown Age	0		Counterfeiting/Forgery	2	0
Arrests per 100,000 population	7,331.0		Destruction/Damage/Vandalism of Property	5	0
			Embezzlement	0	0
			Extortion/Blackmail	0	0
			False Pretenses/Swindle/Confidence Game	0	0
			Credit Card/Automatic Teller Fraud	1	0
			Impersonation	0	0
			Welfare Fraud	0	0
			Wire Fraud	0	0
			Identity Theft	0	0
			Hacking/Computer Invasion	0	0
			Robbery	0	0
			Pocket-picking	0	0
			Purse-snatching	0	0
			Shoplifting	9	8
			Theft From Building	3	0
			Theft From Coin Operated Machine or Device	0	0
			Theft From Motor Vehicle	1	0
			Theft of Motor Vehicle Parts/Accessories	0	0
			All Other Larceny	4	1
			Motor Vehicle Theft	1	0
			Stolen Property Offenses	0	0
			Crimes Against Society		
			Drug/Narcotic Violations	29	26
			Drug Equipment Violations	5	2
			Betting/Wagering	0	0
			Operating/Promoting/Assisting Gambling	0	0
			Gambling Equipment Violations	0	0
			Sports Tampering	0	0
			Pornography/Obscene Material	0	0
			Prostitution	0	0
			Assisting or Promoting Prostitution	0	0
			Purchasing Prostitution	0	0
			Weapon Law Violations	2	0
			Animal Cruelty	0	0
			Total Group A Offenses	73	41
					2
Group B Arrests					
Offense	Adult	Juvenile			
Bad Checks	0	0			
Curfew/Loitering/Vagrancy Violations	0	0			
Disorderly Conduct	1	0			
Driving Under the Influence	6	0			
Drunkenness	12	0			
Family Offenses (Nonviolent)	0	0			
Liquor Law Violations	0	0			
Peeping Tom	0	0			
Runaway	0	0			
Trespass of Real Property	0	0			
All Other Offenses	2	0			
Total Group B	21	0			

(*) Offenses are counted using the FBI Units of Count for Crime

(**) The 'Arrests' column shows arrests made for incidents during the selected period, regardless of arrest date. Arrest counts for the same period may change over time.

Stafford County Sheriff's Office - VA0890000 - NIBRS Agency Crime Overview - 2019

2019 Population Estimate	151,689	Offenses (*)	Arrests (**)		
		Reported	Adult	Juvenile	
Law Enforcement Employees		Group A Offenses			
Sworn Male	163	Crimes Against Persons			
Sworn Female	21	Murder and Nonnegligent Manslaughter	6	1	3
Civilian Male	8	Negligent Manslaughter	1	1	0
Civilian Female	59	Kidnapping/Abduction	68	17	1
Total:	251	Forcible Rape	36	2	1
		Forcible Sodomy	23	4	1
		Sexual Assault With An Object	15	2	0
		Forcible Fondling	124	13	0
Offense Overview		Incest	0	0	0
Incident Total	5,328	Statutory Rape	2	1	1
Offense Total	6,535	Aggravated Assault	215	104	8
Group A Crimes per 100,000 population	3,512.4	Simple Assault	1,576	571	6
		Intimidation	167	30	3
		Human Trafficking, Commercial Sex Acts	1	0	0
		Human Trafficking, Involuntary Servitude	0	0	0
Arrest Overview		Crimes Against Property			
Total Arrests	4,927	Arson	7	2	0
Adult Arrests	4,820	Bribery	0	0	0
Juvenile Arrests	107	Burglary/Breaking & Entering	162	39	0
Unknown Age	0	Counterfeiting/Forgery	103	26	0
Arrests per 100,000 population	3,248.1	Destruction/Damage/Vandalism of Property	595	48	1
		Embezzlement	46	27	0
		Extortion/Blackmail	16	0	0
		False Pretenses/Swindle/Confidence Game	230	54	0
		Credit Card/Automatic Teller Fraud	163	10	0
		Impersonation	195	20	0
		Welfare Fraud	1	0	0
		Wire Fraud	125	2	0
		Identity Theft	47	5	0
		Hacking/Computer Invasion	4	0	0
		Robbery	47	18	8
		Pocket-picking	3	2	0
		Purse-snatching	1	0	0
		Shoplifting	347	251	3
		Theft From Building	322	33	0
		Theft From Coin Operated Machine or Device	1	0	0
		Theft From Motor Vehicle	152	16	0
		Theft of Motor Vehicle Parts/Accessories	144	1	0
		All Other Larceny	257	25	0
		Motor Vehicle Theft	71	7	0
		Stolen Property Offenses	7	3	0
		Crimes Against Society			
		Drug/Narcotic Violations	986	687	10
		Drug Equipment Violations	87	6	0
		Betting/Wagering	0	0	0
		Operating/Promoting/Assisting Gambling	0	0	0
		Gambling Equipment Violations	0	0	0
		Sports Tampering	0	0	0
		Pornography/Obscene Material	6	0	0
		Prostitution	21	6	0
		Assisting or Promoting Prostitution	6	2	0
		Purchasing Prostitution	3	0	0
		Weapon Law Violations	134	22	0
		Animal Cruelty	12	8	0
		Total Group A Offenses	6,535	2,066	46
Group B Arrests					
Offense	Adult	Juvenile			
Bad Checks	7	0			
Curfew/Loitering/Vagrancy Violations	1	0			
Disorderly Conduct	24	0			
Driving Under the Influence	468	0			
Drunkenness	273	0			
Family Offenses (Nonviolent)	13	0			
Liquor Law Violations	8	3			
Peeping Tom	0	0			
Runaway	0	0			
Trespass of Real Property	30	0			
All Other Offenses	1,930	58			
Total Group B	2,754	61			

(*) Offenses are counted using the FBI Units of Count for Crime

(**) The 'Arrests' column shows arrests made for incidents during the selected period, regardless of arrest date. Arrest counts for the same period may change over time.

Stanley Police Department - VA0690300 - NIBRS Agency Crime Overview - 2019

2019 Population Estimate		1,672	Offenses (*)	Arrests (**)	
Law Enforcement Employees			Reported	Adult	Juvenile
Group A Offenses					
Crimes Against Persons					
Sworn Male	5	Murder and Nonnegligent Manslaughter	0	0	0
Sworn Female	0	Negligent Manslaughter	0	0	0
Civilian Male	0	Kidnapping/Abduction	0	0	0
Civilian Female	0	Forcible Rape	0	0	0
Total:	5	Forcible Sodomy	0	0	0
		Sexual Assault With An Object	0	0	0
		Forcible Fondling	0	0	0
		Incest	0	0	0
Offense Overview		Statutory Rape	0	0	0
Incident Total	34	Aggravated Assault	1	1	0
Offense Total	36	Simple Assault	8	7	0
Group A Crimes per 100,000 population	2,033.5	Intimidation	0	0	0
		Human Trafficking, Commercial Sex Acts	0	0	0
		Human Trafficking, Involuntary Servitude	0	0	0
Arrest Overview		Crimes Against Property			
Total Arrests	19	Arson	0	0	0
Adult Arrests	19	Bribery	0	0	0
Juvenile Arrests	0	Burglary/Breaking & Entering	0	0	0
Unknown Age	0	Counterfeiting/Forgery	2	0	0
Arrests per 100,000 population	1,136.4	Destruction/Damage/Vandalism of Property	6	0	0
		Embezzlement	0	0	0
		Extortion/Blackmail	0	0	0
		False Pretenses/Swindle/Confidence Game	0	0	0
		Credit Card/Automatic Teller Fraud	2	0	0
		Impersonation	0	0	0
		Welfare Fraud	0	0	0
		Wire Fraud	0	0	0
		Identity Theft	0	0	0
		Hacking/Computer Invasion	0	0	0
		Robbery	0	0	0
		Pocket-picking	0	0	0
		Purse-snatching	0	0	0
		Shoplifting	2	1	0
		Theft From Building	1	0	0
		Theft From Coin Operated Machine or Device	0	0	0
		Theft From Motor Vehicle	3	1	0
		Theft of Motor Vehicle Parts/Accessories	0	0	0
		All Other Larceny	3	1	0
		Motor Vehicle Theft	0	0	0
		Stolen Property Offenses	0	0	0
		Crimes Against Society			
		Drug/Narcotic Violations	5	4	0
		Drug Equipment Violations	2	0	0
		Betting/Wagering	0	0	0
		Operating/Promoting/Assisting Gambling	0	0	0
		Gambling Equipment Violations	0	0	0
		Sports Tampering	0	0	0
		Pornography/Obscene Material	0	0	0
		Prostitution	0	0	0
		Assisting or Promoting Prostitution	0	0	0
		Purchasing Prostitution	0	0	0
		Weapon Law Violations	1	0	0
		Animal Cruelty	0	0	0
		Total Group A Offenses	36	15	0
Group B Arrests					
Offense	Adult	Juvenile			
Bad Checks	0	0			
Curfew/Loitering/Vagrancy Violations	0	0			
Disorderly Conduct	0	0			
Driving Under the Influence	1	0			
Drunkenness	1	0			
Family Offenses (Nonviolent)	0	0			
Liquor Law Violations	0	0			
Peeping Tom	0	0			
Runaway	0	0			
Trespass of Real Property	2	0			
All Other Offenses	0	0			
Total Group B	4	0			

(*) Offenses are counted using the FBI Units of Count for Crime

(**) The 'Arrests' column shows arrests made for incidents during the selected period, regardless of arrest date. Arrest counts for the same period may change over time.

Staunton Police Department - VA1260000 - NIBRS Agency Crime Overview - 2019

2019 Population Estimate	24,971	Offenses (*)	Arrests (**)		
		Reported	Adult	Juvenile	
Law Enforcement Employees		Group A Offenses			
		Crimes Against Persons			
Sworn Male	39	Murder and Nonnegligent Manslaughter	0	0	0
Sworn Female	9	Negligent Manslaughter	0	0	0
Civilian Male	3	Kidnapping/Abduction	13	10	0
Civilian Female	13	Forcible Rape	17	0	1
Total:	64	Forcible Sodomy	1	0	0
		Sexual Assault With An Object	0	0	0
		Forcible Fondling	58	10	2
Offense Overview		Incest	0	0	0
Incident Total	1,624	Statutory Rape	0	0	0
Offense Total	1,709	Aggravated Assault	28	16	0
Group A Crimes per 100,000 population	6,503.5	Simple Assault	331	165	4
		Intimidation	24	2	1
		Human Trafficking, Commercial Sex Acts	0	0	0
		Human Trafficking, Involuntary Servitude	0	0	0
Arrest Overview		Crimes Against Property			
Total Arrests	2,236	Arson	5	0	0
Adult Arrests	2,130	Bribery	0	0	0
Juvenile Arrests	106	Burglary/Breaking & Entering	35	5	0
Unknown Age	0	Counterfeiting/Forgery	29	9	0
Arrests per 100,000 population	8,954.4	Destruction/Damage/Vandalism of Property	180	30	2
		Embezzlement	22	5	0
		Extortion/Blackmail	4	0	0
		False Pretenses/Swindle/Confidence Game	145	22	0
		Credit Card/Automatic Teller Fraud	46	1	0
		Impersonation	5	1	0
		Welfare Fraud	1	0	0
		Wire Fraud	0	0	0
		Identity Theft	0	0	0
		Hacking/Computer Invasion	0	0	0
		Robbery	5	2	2
		Pocket-picking	1	0	0
		Purse-snatching	4	0	0
		Shoplifting	130	14	1
		Theft From Building	17	0	0
		Theft From Coin Operated Machine or Device	3	0	0
		Theft From Motor Vehicle	57	0	0
		Theft of Motor Vehicle Parts/Accessories	35	0	0
		All Other Larceny	177	122	0
		Motor Vehicle Theft	20	0	0
		Stolen Property Offenses	21	4	0
		Crimes Against Society			
		Drug/Narcotic Violations	246	191	7
		Drug Equipment Violations	17	0	0
		Betting/Wagering	0	0	0
		Operating/Promoting/Assisting Gambling	0	0	0
		Gambling Equipment Violations	0	0	0
		Sports Tampering	0	0	0
		Pornography/Obscene Material	11	6	0
		Prostitution	1	0	0
		Assisting or Promoting Prostitution	0	0	0
		Purchasing Prostitution	0	0	0
		Weapon Law Violations	20	5	0
		Animal Cruelty	0	0	0
		Total Group A Offenses	1,709	620	20
Group B Arrests					
Offense	Adult	Juvenile			
Bad Checks	5	0			
Curfew/Loitering/Vagrancy Violations	0	0			
Disorderly Conduct	12	0			
Driving Under the Influence	67	0			
Drunkenness	142	1			
Family Offenses (Nonviolent)	0	0			
Liquor Law Violations	13	8			
Peeping Tom	0	0			
Runaway	0	0			
Trespass of Real Property	52	4			
All Other Offenses	1,219	73			
Total Group B	1,510	86			

(*) Offenses are counted using the FBI Units of Count for Crime

(**) The 'Arrests' column shows arrests made for incidents during the selected period, regardless of arrest date. Arrest counts for the same period may change over time.

Stephens City Police Department - VA0340200 - NIBRS Agency Crime Overview - 2019

2019 Population Estimate	2,041	Offenses (*)	Arrests (**)	
		Reported	Adult	Juvenile
Law Enforcement Employees		Group A Offenses		
		Crimes Against Persons		
Sworn Male	2	Murder and Nonnegligent Manslaughter	0	0
Sworn Female	0	Negligent Manslaughter	0	0
Civilian Male	0	Kidnapping/Abduction	0	0
Civilian Female	0	Forcible Rape	0	0
Total:	2	Forcible Sodomy	0	0
		Sexual Assault With An Object	0	0
		Forcible Fondling	1	0
		Incest	0	0
Offense Overview		Statutory Rape	0	0
Incident Total	58	Aggravated Assault	1	1
Offense Total	62	Simple Assault	5	3
Group A Crimes per 100,000 population	2,841.7	Intimidation	0	0
		Human Trafficking, Commercial Sex Acts	0	0
		Human Trafficking, Involuntary Servitude	0	0
		Crimes Against Property		
Arrest Overview		Arson	0	0
Total Arrests	16	Bribery	0	0
Adult Arrests	16	Burglary/Breaking & Entering	7	0
Juvenile Arrests	0	Counterfeiting/Forgery	3	0
Unknown Age	0	Destruction/Damage/Vandalism of Property	13	0
Arrests per 100,000 population	783.9	Embezzlement	0	0
		Extortion/Blackmail	0	0
		False Pretenses/Swindle/Confidence Game	0	0
		Credit Card/Automatic Teller Fraud	0	0
		Impersonation	0	0
		Welfare Fraud	0	0
		Wire Fraud	2	0
		Identity Theft	0	0
		Hacking/Computer Invasion	0	0
		Robbery	0	0
		Pocket-picking	0	0
		Purse-snatching	0	0
		Shoplifting	15	7
		Theft From Building	4	0
		Theft From Coin Operated Machine or Device	0	0
		Theft From Motor Vehicle	5	0
		Theft of Motor Vehicle Parts/Accessories	0	0
		All Other Larceny	4	0
		Motor Vehicle Theft	1	0
		Stolen Property Offenses	0	0
		Crimes Against Society		
		Drug/Narcotic Violations	0	0
		Drug Equipment Violations	0	0
		Betting/Wagering	0	0
		Operating/Promoting/Assisting Gambling	0	0
		Gambling Equipment Violations	0	0
		Sports Tampering	0	0
		Pornography/Obscene Material	0	0
		Prostitution	0	0
		Assisting or Promoting Prostitution	0	0
		Purchasing Prostitution	0	0
		Weapon Law Violations	1	0
		Animal Cruelty	0	0
		Total Group A Offenses	62	11
			0	0
Group B Arrests				
Offense	Adult	Juvenile		
Bad Checks	0	0		
Curfew/Loitering/Vagrancy Violations	0	0		
Disorderly Conduct	0	0		
Driving Under the Influence	0	0		
Drunkenness	0	0		
Family Offenses (Nonviolent)	0	0		
Liquor Law Violations	0	0		
Peeping Tom	0	0		
Runaway	0	0		
Trespass of Real Property	0	0		
All Other Offenses	5	0		
Total Group B	5	0		

(*) Offenses are counted using the FBI Units of Count for Crime

(**) The 'Arrests' column shows arrests made for incidents during the selected period, regardless of arrest date. Arrest counts for the same period may change over time.

Strasburg Police Department - VA0850400 - NIBRS Agency Crime Overview - 2019

2019 Population Estimate		6,658		Offenses (*)	Arrests (**)	
				Reported	Adult	Juvenile
Law Enforcement Employees				Group A Offenses		
				Crimes Against Persons		
Sworn Male	15	Murder and Nonnegligent Manslaughter		0	0	0
Sworn Female	2	Negligent Manslaughter		0	0	0
Civilian Male	0	Kidnapping/Abduction		3	2	0
Civilian Female	1	Forcible Rape		1	0	0
Total:	18	Forcible Sodomy		1	0	0
				Sexual Assault With An Object		0
				Forcible Fondling		4
				Incest		0
Offense Overview				Statutory Rape		0
Incident Total	292			0	0	0
Offense Total	345	Aggravated Assault		10	5	0
Group A Crimes per 100,000 population	4,385.7	Simple Assault		41	26	0
				Intimidation		2
				Human Trafficking, Commercial Sex Acts		0
				Human Trafficking, Involuntary Servitude		0
Arrest Overview				Crimes Against Property		
Total Arrests	257	Arson		0	0	0
Adult Arrests	248	Bribery		0	0	0
Juvenile Arrests	9	Burglary/Breaking & Entering		9	2	0
Unknown Age	0	Counterfeiting/Forgery		5	3	0
Arrests per 100,000 population	3,860.0	Destruction/Damage/Vandalism of Property		48	7	0
				Embezzlement		4
				Extortion/Blackmail		0
				False Pretenses/Swindle/Confidence Game		14
				Credit Card/Automatic Teller Fraud		1
				Impersonation		3
				Welfare Fraud		0
				Wire Fraud		0
				Identity Theft		0
				Hacking/Computer Invasion		0
				Robbery		0
				Pocket-picking		0
				Purse-snatching		0
				Shoplifting		5
				Theft From Building		16
				Theft From Coin Operated Machine or Device		0
				Theft From Motor Vehicle		5
				Theft of Motor Vehicle Parts/Accessories		1
				All Other Larceny		27
				Motor Vehicle Theft		4
				Stolen Property Offenses		1
						1
						0
Total Group B				Crimes Against Society		
				Drug/Narcotic Violations		122
				Drug Equipment Violations		10
				Betting/Wagering		0
				Operating/Promoting/Assisting Gambling		0
				Gambling Equipment Violations		0
				Sports Tampering		0
				Pornography/Obscene Material		2
				Prostitution		0
				Assisting or Promoting Prostitution		0
				Purchasing Prostitution		0
				Weapon Law Violations		6
				Animal Cruelty		0
				Total Group A Offenses		345
						157
						3

(*) Offenses are counted using the FBI Units of Count for Crime

(**) The 'Arrests' column shows arrests made for incidents during the selected period, regardless of arrest date. Arrest counts for the same period may change over time.

Suffolk Police Department - VA1270000 - NIBRS Agency Crime Overview - 2019

2019 Population Estimate	93,825	Offenses (*)	Arrests (**)		
		Reported	Adult	Juvenile	
Law Enforcement Employees		Group A Offenses			
Sworn Male	128	Crimes Against Persons			
Sworn Female	45	Murder and Nonnegligent Manslaughter	6	4	0
Civilian Male	3	Negligent Manslaughter	0	0	0
Civilian Female	57	Kidnapping/Abduction	54	47	1
Total:	233	Forcible Rape	21	1	0
		Forcible Sodomy	6	1	0
		Sexual Assault With An Object	2	0	0
		Forcible Fondling	50	3	1
Offense Overview		Incest	0	0	0
Incident Total	5,618	Statutory Rape	0	1	0
Offense Total	6,413	Aggravated Assault	172	39	3
Group A Crimes per 100,000 population	5,987.7	Simple Assault	1,561	395	7
		Intimidation	114	20	0
		Human Trafficking, Commercial Sex Acts	0	0	0
		Human Trafficking, Involuntary Servitude	0	0	0
Arrest Overview		Crimes Against Property			
Total Arrests	2,857	Arson	5	1	0
Adult Arrests	2,792	Bribery	0	0	0
Juvenile Arrests	65	Burglary/Breaking & Entering	199	23	2
Unknown Age	0	Counterfeiting/Forgery	79	14	0
Arrests per 100,000 population	3,045.0	Destruction/Damage/Vandalism of Property	960	44	2
		Embezzlement	46	7	0
		Extortion/Blackmail	2	0	0
		False Pretenses/Swindle/Confidence Game	128	20	0
		Credit Card/Automatic Teller Fraud	73	1	0
		Impersonation	62	8	0
		Welfare Fraud	1	0	0
		Wire Fraud	6	0	0
		Identity Theft	17	0	0
		Hacking/Computer Invasion	1	0	0
		Robbery	67	18	0
		Pocket-picking	3	1	0
		Purse-snatching	1	0	0
		Shoplifting	396	106	1
		Theft From Building	1	0	0
		Theft From Coin Operated Machine or Device	0	0	0
		Theft From Motor Vehicle	370	0	0
		Theft of Motor Vehicle Parts/Accessories	366	0	0
		All Other Larceny	818	127	3
		Motor Vehicle Theft	148	3	3
		Stolen Property Offenses	9	6	0
		Crimes Against Society			
		Drug/Narcotic Violations	434	277	10
		Drug Equipment Violations	25	1	0
		Betting/Wagering	2	0	0
		Operating/Promoting/Assisting Gambling	0	0	0
		Gambling Equipment Violations	0	0	0
		Sports Tampering	0	0	0
		Pornography/Obscene Material	19	2	0
		Prostitution	3	0	0
		Assisting or Promoting Prostitution	0	0	0
		Purchasing Prostitution	1	0	0
		Weapon Law Violations	182	50	1
		Animal Cruelty	3	0	0
		Total Group A Offenses	6,413	1,220	34
Group B Arrests					
Offense	Adult	Juvenile			
Bad Checks	0	0			
Curfew/Loitering/Vagrancy Violations	3	13			
Disorderly Conduct	18	1			
Driving Under the Influence	304	0			
Drunkenness	4	0			
Family Offenses (Nonviolent)	28	0			
Liquor Law Violations	25	0			
Peeping Tom	0	0			
Runaway	0	0			
Trespass of Real Property	75	0			
All Other Offenses	1,115	17			
Total Group B	1,572	31			

(*) Offenses are counted using the FBI Units of Count for Crime

(**) The 'Arrests' column shows arrests made for incidents during the selected period, regardless of arrest date. Arrest counts for the same period may change over time.

Surry County Sheriff's Office - VA0900000 - NIBRS Agency Crime Overview - 2019

2019 Population Estimate	6,561	Offenses (*)			
		Reported	Adult	Juvenile	
Law Enforcement Employees		Group A Offenses			
		Crimes Against Persons			
Sworn Male	13	Murder and Nonnegligent Manslaughter	0	0	0
Sworn Female	1	Negligent Manslaughter	0	0	0
Civilian Male	0	Kidnapping/Abduction	1	1	0
Civilian Female	1	Forcible Rape	1	1	0
Total:	15	Forcible Sodomy	0	0	0
		Sexual Assault With An Object	0	0	0
		Forcible Fondling	0	0	0
Offense Overview		Incest	0	0	0
Incident Total	75	Statutory Rape	0	0	0
Offense Total	82	Aggravated Assault	2	1	1
Group A Crimes per 100,000 population	1,143.1	Simple Assault	26	20	2
		Intimidation	4	2	1
		Human Trafficking, Commercial Sex Acts	0	0	0
		Human Trafficking, Involuntary Servitude	0	0	0
Arrest Overview		Crimes Against Property			
Total Arrests	95	Arson	0	0	0
Adult Arrests	90	Bribery	1	1	0
Juvenile Arrests	5	Burglary/Breaking & Entering	2	1	0
Unknown Age	0	Counterfeiting/Forgery	1	1	0
Arrests per 100,000 population	1,448.0	Destruction/Damage/Vandalism of Property	15	4	0
		Embezzlement	1	0	0
		Extortion/Blackmail	0	0	0
		False Pretenses/Swindle/Confidence Game	1	0	0
		Credit Card/Automatic Teller Fraud	1	0	0
		Impersonation	0	0	0
		Welfare Fraud	0	0	0
		Wire Fraud	0	0	0
		Identity Theft	0	0	0
		Hacking/Computer Invasion	0	0	0
		Robbery	0	0	0
		Pocket-picking	0	0	0
		Purse-snatching	0	0	0
		Shoplifting	0	0	0
		Theft From Building	3	1	0
		Theft From Coin Operated Machine or Device	0	0	0
		Theft From Motor Vehicle	1	0	0
		Theft of Motor Vehicle Parts/Accessories	0	0	0
		All Other Larceny	7	2	0
		Motor Vehicle Theft	3	1	0
		Stolen Property Offenses	1	1	0
		Crimes Against Society			
		Drug/Narcotic Violations	6	5	0
		Drug Equipment Violations	0	0	0
		Betting/Wagering	0	0	0
		Operating/Promoting/Assisting Gambling	0	0	0
		Gambling Equipment Violations	0	0	0
		Sports Tampering	0	0	0
		Pornography/Obscene Material	0	0	0
		Prostitution	0	0	0
		Assisting or Promoting Prostitution	0	0	0
		Purchasing Prostitution	0	0	0
		Weapon Law Violations	4	2	0
		Animal Cruelty	1	0	0
		Total Group A Offenses	82	44	4

Group B Arrests		
Offense	Adult	Juvenile
Bad Checks	0	0
Curfew/Loitering/Vagrancy Violations	0	0
Disorderly Conduct	3	0
Driving Under the Influence	10	0
Drunkenness	2	0
Family Offenses (Nonviolent)	0	0
Liquor Law Violations	0	0
Peeping Tom	0	0
Runaway	0	0
Trespass of Real Property	7	0
All Other Offenses	24	1
Total Group B	46	1

(*) Offenses are counted using the FBI Units of Count for Crime

(**) The 'Arrests' column shows arrests made for incidents during the selected period, regardless of arrest date. Arrest counts for the same period may change over time.

Sussex County Sheriff's Office - VA0910000 - NIBRS Agency Crime Overview - 2019

2019 Population Estimate	9,478	Offenses (*)	Arrests (**)		
		Reported	Adult	Juvenile	
Law Enforcement Employees		Group A Offenses			
Sworn Male	30	Crimes Against Persons			
Sworn Female	12	Murder and Nonnegligent Manslaughter	1	0	0
Civilian Male	0	Negligent Manslaughter	0	0	0
Civilian Female	3	Kidnapping/Abduction	0	0	0
Total:	45	Forcible Rape	0	0	0
		Forcible Sodomy	0	0	0
		Sexual Assault With An Object	0	0	0
		Forcible Fondling	3	0	0
Offense Overview		Incest	0	0	0
Incident Total	199	Statutory Rape	0	0	0
Offense Total	209	Aggravated Assault	5	3	0
Group A Crimes per 100,000 population	2,099.6	Simple Assault	31	9	0
		Intimidation	6	0	0
		Human Trafficking, Commercial Sex Acts	0	0	0
		Human Trafficking, Involuntary Servitude	0	0	0
Arrest Overview		Crimes Against Property			
Total Arrests	169	Arson	3	1	0
Adult Arrests	167	Bribery	0	0	0
Juvenile Arrests	2	Burglary/Breaking & Entering	23	1	0
Unknown Age	0	Counterfeiting/Forgery	5	0	0
Arrests per 100,000 population	1,783.1	Destruction/Damage/Vandalism of Property	41	0	0
		Embezzlement	2	0	0
		Extortion/Blackmail	0	0	0
		False Pretenses/Swindle/Confidence Game	7	0	0
		Credit Card/Automatic Teller Fraud	3	0	0
		Impersonation	0	0	0
		Welfare Fraud	0	0	0
		Wire Fraud	2	0	0
		Identity Theft	0	0	0
		Hacking/Computer Invasion	0	0	0
		Robbery	2	2	0
		Pocket-picking	0	0	0
		Purse-snatching	0	0	0
		Shoplifting	8	2	0
		Theft From Building	2	0	0
		Theft From Coin Operated Machine or Device	0	0	0
		Theft From Motor Vehicle	7	1	0
		Theft of Motor Vehicle Parts/Accessories	6	0	0
		All Other Larceny	23	1	0
		Motor Vehicle Theft	5	1	0
		Stolen Property Offenses	0	0	0
		Crimes Against Society			
		Drug/Narcotic Violations	19	15	1
		Drug Equipment Violations	1	0	0
		Betting/Wagering	0	0	0
		Operating/Promoting/Assisting Gambling	0	0	0
		Gambling Equipment Violations	0	0	0
		Sports Tampering	0	0	0
		Pornography/Obscene Material	0	0	0
		Prostitution	0	0	0
		Assisting or Promoting Prostitution	0	0	0
		Purchasing Prostitution	0	0	0
		Weapon Law Violations	4	1	0
		Animal Cruelty	0	0	0
		Total Group A Offenses	209	37	1
Group B Arrests					
Offense	Adult	Juvenile			
Bad Checks	0	0			
Curfew/Loitering/Vagrancy Violations	0	0			
Disorderly Conduct	0	0			
Driving Under the Influence	20	0			
Drunkenness	2	0			
Family Offenses (Nonviolent)	0	0			
Liquor Law Violations	0	0			
Peeping Tom	0	0			
Runaway	0	0			
Trespass of Real Property	1	0			
All Other Offenses	107	1			
Total Group B	130	1			

(*) Offenses are counted using the FBI Units of Count for Crime

(**) The 'Arrests' column shows arrests made for incidents during the selected period, regardless of arrest date. Arrest counts for the same period may change over time.

Tangier Police Department⁰ - VA0010400 - NIBRS Agency Crime Overview - 2019

2019 Population Estimate		706	Offenses (*)	Arrests (**)	
			Reported	Adult	Juvenile
Law Enforcement Employees			Group A Offenses		
			Crimes Against Persons		
Sworn Male	1		Murder and Nonnegligent Manslaughter	0	0
Sworn Female	0		Negligent Manslaughter	0	0
Civilian Male	0		Kidnapping/Abduction	0	0
Civilian Female	0		Forcible Rape	0	0
Total:	1		Forcible Sodomy	0	0
			Sexual Assault With An Object	0	0
			Forcible Fondling	0	0
			Incest	0	0
Offense Overview			Statutory Rape	0	0
Incident Total	0		Aggravated Assault	0	0
Offense Total	0		Simple Assault	0	0
Group A Crimes per 100,000 population	0.0		Intimidation	0	0
			Human Trafficking, Commercial Sex Acts	0	0
			Human Trafficking, Involuntary Servitude	0	0
Arrest Overview			Crimes Against Property		
Total Arrests	0		Arson	0	0
Adult Arrests	0		Bribery	0	0
Juvenile Arrests	0		Burglary/Breaking & Entering	0	0
Unknown Age	0		Counterfeiting/Forgery	0	0
Arrests per 100,000 population	0.0		Destruction/Damage/Vandalism of Property	0	0
			Embezzlement	0	0
			Extortion/Blackmail	0	0
			False Pretenses/Swindle/Confidence Game	0	0
			Credit Card/Automatic Teller Fraud	0	0
			Impersonation	0	0
			Welfare Fraud	0	0
			Wire Fraud	0	0
			Identity Theft	0	0
			Hacking/Computer Invasion	0	0
			Robbery	0	0
			Pocket-picking	0	0
			Purse-snatching	0	0
			Shoplifting	0	0
			Theft From Building	0	0
			Theft From Coin Operated Machine or Device	0	0
			Theft From Motor Vehicle	0	0
			Theft of Motor Vehicle Parts/Accessories	0	0
			All Other Larceny	0	0
			Motor Vehicle Theft	0	0
			Stolen Property Offenses	0	0
			Crimes Against Society		
			Drug/Narcotic Violations	0	0
			Drug Equipment Violations	0	0
			Betting/Wagering	0	0
			Operating/Promoting/Assisting Gambling	0	0
			Gambling Equipment Violations	0	0
			Sports Tampering	0	0
			Pornography/Obscene Material	0	0
			Prostitution	0	0
			Assisting or Promoting Prostitution	0	0
			Purchasing Prostitution	0	0
			Weapon Law Violations	0	0
			Animal Cruelty	0	0
			Total Group A Offenses	0	0
Group B Arrests					
Offense	Adult	Juvenile			
Bad Checks	0	0			
Curfew/Loitering/Vagrancy Violations	0	0			
Disorderly Conduct	0	0			
Driving Under the Influence	0	0			
Drunkenness	0	0			
Family Offenses (Nonviolent)	0	0			
Liquor Law Violations	0	0			
Peeping Tom	0	0			
Runaway	0	0			
Trespass of Real Property	0	0			
All Other Offenses	0	0			
Total Group B	0	0			

(*) Offenses are counted using the FBI Units of Count for Crime

(**) The 'Arrests' column shows arrests made for incidents during the selected period, regardless of arrest date. Arrest counts for the same period may change over time.

Tappahannock Police Department - VA0280200 - NIBRS Agency Crime Overview - 2019

2019 Population Estimate		2,397	Offenses (*)	Arrests (**)	
Law Enforcement Employees			Reported	Adult	Juvenile
Group A Offenses					
Crimes Against Persons					
Sworn Male	6	Murder and Nonnegligent Manslaughter	0	0	0
Sworn Female	2	Negligent Manslaughter	0	0	0
Civilian Male	0	Kidnapping/Abduction	2	0	0
Civilian Female	1	Forcible Rape	1	0	0
Total:	9	Forcible Sodomy	0	0	0
		Sexual Assault With An Object	0	0	0
		Forcible Fondling	0	0	0
		Incest	0	0	0
Offense Overview		Statutory Rape	0	0	0
Incident Total	178	Aggravated Assault	18	12	0
Offense Total	212	Simple Assault	25	16	0
Group A Crimes per 100,000 population	7,425.9	Intimidation	4	2	0
		Human Trafficking, Commercial Sex Acts	0	0	0
		Human Trafficking, Involuntary Servitude	0	0	0
Arrest Overview		Crimes Against Property			
Total Arrests	138	Arson	0	0	0
Adult Arrests	135	Bribery	0	0	0
Juvenile Arrests	3	Burglary/Breaking & Entering	3	0	0
Unknown Age	0	Counterfeiting/Forgery	6	1	0
Arrests per 100,000 population	5,757.2	Destruction/Damage/Vandalism of Property	18	1	0
		Embezzlement	1	1	0
		Extortion/Blackmail	0	0	0
		False Pretenses/Swindle/Confidence Game	2	1	0
		Credit Card/Automatic Teller Fraud	5	0	0
		Impersonation	1	0	0
		Welfare Fraud	0	0	0
		Wire Fraud	0	0	0
		Identity Theft	0	0	0
		Hacking/Computer Invasion	0	0	0
		Robbery	0	0	0
		Pocket-picking	0	0	0
		Purse-snatching	0	0	0
		Shoplifting	23	18	0
		Theft From Building	0	0	0
		Theft From Coin Operated Machine or Device	0	0	0
		Theft From Motor Vehicle	4	0	0
		Theft of Motor Vehicle Parts/Accessories	1	0	0
		All Other Larceny	40	10	1
		Motor Vehicle Theft	2	0	1
		Stolen Property Offenses	0	0	0
		Crimes Against Society			
		Drug/Narcotic Violations	48	23	1
		Drug Equipment Violations	0	0	0
		Betting/Wagering	0	0	0
		Operating/Promoting/Assisting Gambling	0	0	0
		Gambling Equipment Violations	0	0	0
		Sports Tampering	0	0	0
		Pornography/Obscene Material	1	0	0
		Prostitution	0	0	0
		Assisting or Promoting Prostitution	0	0	0
		Purchasing Prostitution	0	0	0
		Weapon Law Violations	7	4	0
		Animal Cruelty	0	0	0
		Total Group A Offenses	212	89	3
Group B Arrests					
Offense	Adult	Juvenile			
Bad Checks	0	0			
Curfew/Loitering/Vagrancy Violations	0	0			
Disorderly Conduct	1	0			
Driving Under the Influence	4	0			
Drunkenness	24	0			
Family Offenses (Nonviolent)	0	0			
Liquor Law Violations	4	0			
Peeping Tom	0	0			
Runaway	0	0			
Trespass of Real Property	5	0			
All Other Offenses	8	0			
Total Group B	46	0			

(*) Offenses are counted using the FBI Units of Count for Crime

(**) The 'Arrests' column shows arrests made for incidents during the selected period, regardless of arrest date. Arrest counts for the same period may change over time.

Tazewell County Sheriff's Office - VA0920000 - NIBRS Agency Crime Overview - 2019

2019 Population Estimate	25,616	Offenses (*)			
		Reported	Adult	Juvenile	
Law Enforcement Employees		Group A Offenses			
		Crimes Against Persons			
Sworn Male	41	Murder and Nonnegligent Manslaughter	1	0	0
Sworn Female	9	Negligent Manslaughter	1	0	0
Civilian Male	7	Kidnapping/Abduction	4	2	0
Civilian Female	17	Forcible Rape	8	1	1
Total:	74	Forcible Sodomy	11	3	0
		Sexual Assault With An Object	6	0	0
		Forcible Fondling	17	3	1
Offense Overview		Incest	0	0	0
Incident Total	929	Statutory Rape	0	0	0
Offense Total	1,126	Aggravated Assault	15	8	0
Group A Crimes per 100,000 population	3,626.6	Simple Assault	197	127	4
		Intimidation	10	1	0
		Human Trafficking, Commercial Sex Acts	0	0	0
		Human Trafficking, Involuntary Servitude	0	0	0
Arrest Overview		Crimes Against Property			
Total Arrests	692	Arson	4	0	0
Adult Arrests	666	Bribery	0	0	0
Juvenile Arrests	26	Burglary/Breaking & Entering	39	8	0
Unknown Age	0	Counterfeiting/Forgery	18	4	0
Arrests per 100,000 population	2,701.4	Destruction/Damage/Vandalism of Property	66	9	1
		Embezzlement	5	1	0
		Extortion/Blackmail	0	0	0
		False Pretenses/Swindle/Confidence Game	32	3	0
		Credit Card/Automatic Teller Fraud	11	2	0
		Impersonation	3	0	0
		Welfare Fraud	0	0	0
		Wire Fraud	5	0	0
		Identity Theft	11	0	0
		Hacking/Computer Invasion	0	0	0
		Robbery	3	1	0
		Pocket-picking	0	0	0
		Purse-snatching	1	0	0
		Shoplifting	87	81	0
		Theft From Building	24	3	0
		Theft From Coin Operated Machine or Device	0	0	0
		Theft From Motor Vehicle	11	1	0
		Theft of Motor Vehicle Parts/Accessories	10	1	0
		All Other Larceny	98	7	0
		Motor Vehicle Theft	29	7	0
		Stolen Property Offenses	5	2	0
		Crimes Against Society			
		Drug/Narcotic Violations	297	174	1
		Drug Equipment Violations	57	10	0
		Betting/Wagering	0	0	0
		Operating/Promoting/Assisting Gambling	0	0	0
		Gambling Equipment Violations	0	0	0
		Sports Tampering	0	0	0
		Pornography/Obscene Material	12	5	0
		Prostitution	0	0	0
		Assisting or Promoting Prostitution	0	0	0
		Purchasing Prostitution	0	0	0
		Weapon Law Violations	26	7	0
		Animal Cruelty	2	0	0
		Total Group A Offenses	1,126	471	8
Group B Arrests					
Offense	Adult	Juvenile			
Bad Checks	1	0			
Curfew/Loitering/Vagrancy Violations	0	0			
Disorderly Conduct	2	0			
Driving Under the Influence	49	1			
Drunkenness	64	2			
Family Offenses (Nonviolent)	8	0			
Liquor Law Violations	6	4			
Peeping Tom	0	0			
Runaway	0	0			
Trespass of Real Property	5	0			
All Other Offenses	60	11			
Total Group B	195	18			

(*) Offenses are counted using the FBI Units of Count for Crime

(**) The 'Arrests' column shows arrests made for incidents during the selected period, regardless of arrest date. Arrest counts for the same period may change over time.

Tazewell Police Department - VA0920400 - NIBRS Agency Crime Overview - 2019

2019 Population Estimate	4,194	Offenses (*)	Arrests (**)		
		Reported	Adult	Juvenile	
Law Enforcement Employees		Group A Offenses			
		Crimes Against Persons			
Sworn Male	14	Murder and Nonnegligent Manslaughter	1	0	0
Sworn Female	1	Negligent Manslaughter	0	0	0
Civilian Male	0	Kidnapping/Abduction	0	0	0
Civilian Female	1	Forcible Rape	3	1	0
Total:	16	Forcible Sodomy	0	0	0
		Sexual Assault With An Object	0	0	0
		Forcible Fondling	8	0	0
Offense Overview		Incest	0	0	0
Incident Total	214	Statutory Rape	0	0	0
Offense Total	237	Aggravated Assault	5	4	0
Group A Crimes per 100,000 population	5,102.5	Simple Assault	42	27	2
		Intimidation	0	0	0
		Human Trafficking, Commercial Sex Acts	0	0	0
		Human Trafficking, Involuntary Servitude	0	0	0
Arrest Overview		Crimes Against Property			
Total Arrests	160	Arson	0	0	0
Adult Arrests	153	Bribery	0	0	0
Juvenile Arrests	7	Burglary/Breaking & Entering	11	0	0
Unknown Age	0	Counterfeiting/Forgery	3	0	0
Arrests per 100,000 population	3,815.0	Destruction/Damage/Vandalism of Property	19	1	0
		Embezzlement	0	0	0
		Extortion/Blackmail	0	0	0
		False Pretenses/Swindle/Confidence Game	1	0	0
		Credit Card/Automatic Teller Fraud	1	0	0
		Impersonation	0	0	0
		Welfare Fraud	0	0	0
		Wire Fraud	0	0	0
		Identity Theft	1	0	0
		Hacking/Computer Invasion	0	0	0
		Robbery	0	0	0
		Pocket-picking	0	0	0
		Purse-snatching	0	0	0
		Shoplifting	4	3	0
		Theft From Building	7	0	0
		Theft From Coin Operated Machine or Device	0	0	0
		Theft From Motor Vehicle	8	0	0
		Theft of Motor Vehicle Parts/Accessories	1	0	0
		All Other Larceny	27	3	0
		Motor Vehicle Theft	4	0	0
		Stolen Property Offenses	0	0	0
		Crimes Against Society			
		Drug/Narcotic Violations	80	48	3
		Drug Equipment Violations	7	6	0
		Betting/Wagering	0	0	0
		Operating/Promoting/Assisting Gambling	0	0	0
		Gambling Equipment Violations	0	0	0
		Sports Tampering	0	0	0
		Pornography/Obscene Material	0	0	0
		Prostitution	0	0	0
		Assisting or Promoting Prostitution	0	0	0
		Purchasing Prostitution	0	0	0
		Weapon Law Violations	4	1	0
		Animal Cruelty	0	0	0
		Total Group A Offenses	237	94	5
		Group B Arrests			
Offense		Adult	Juvenile		
Bad Checks	0	0			
Curfew/Loitering/Vagrancy Violations	0	0			
Disorderly Conduct	3	0			
Driving Under the Influence	18	0			
Drunkenness	18	0			
Family Offenses (Nonviolent)	2	0			
Liquor Law Violations	0	0			
Peeping Tom	0	0			
Runaway	0	0			
Trespass of Real Property	1	0			
All Other Offenses	17	2			
Total Group B	59	2			

(*) Offenses are counted using the FBI Units of Count for Crime

(**) The 'Arrests' column shows arrests made for incidents during the selected period, regardless of arrest date. Arrest counts for the same period may change over time.

Timberville Police Department - VA0820700 - NIBRS Agency Crime Overview - 2019

2019 Population Estimate	2,678	Offenses (*)			Arrests (**)	
		Group A Offenses	Reported	Adult	Juvenile	
Law Enforcement Employees		Crimes Against Persons				
Sworn Male	6	Murder and Nonnegligent Manslaughter	0	0	0	0
Sworn Female	0	Negligent Manslaughter	0	0	0	0
Civilian Male	0	Kidnapping/Abduction	2	0	0	0
Civilian Female	0	Forcible Rape	1	0	0	0
Total:	6	Forcible Sodomy	0	0	0	0
		Sexual Assault With An Object	0	0	0	0
		Forcible Fondling	1	0	0	0
Offense Overview		Incest	0	0	0	0
Incident Total	35	Statutory Rape	0	0	0	0
Offense Total	42	Aggravated Assault	3	0	1	1
Group A Crimes per 100,000 population	1,306.9	Simple Assault	9	3	0	0
		Intimidation	0	0	0	0
		Human Trafficking, Commercial Sex Acts	0	0	0	0
		Human Trafficking, Involuntary Servitude	0	0	0	0
Arrest Overview		Crimes Against Property				
Total Arrests	15	Arson	0	0	0	0
Adult Arrests	8	Bribery	0	0	0	0
Juvenile Arrests	7	Burglary/Breaking & Entering	1	0	0	0
Unknown Age	0	Counterfeiting/Forgery	0	0	0	0
Arrests per 100,000 population	560.1	Destruction/Damage/Vandalism of Property	2	0	0	0
		Embezzlement	0	0	0	0
		Extortion/Blackmail	0	0	0	0
		False Pretenses/Swindle/Confidence Game	1	0	0	0
		Credit Card/Automatic Teller Fraud	0	0	0	0
		Impersonation	0	0	0	0
		Welfare Fraud	0	0	0	0
		Wire Fraud	0	0	0	0
		Identity Theft	0	0	0	0
		Hacking/Computer Invasion	0	0	0	0
		Robbery	0	0	0	0
		Pocket-picking	0	0	0	0
		Purse-snatching	0	0	0	0
		Shoplifting	9	1	2	2
		Theft From Building	0	0	0	0
		Theft From Coin Operated Machine or Device	0	0	0	0
		Theft From Motor Vehicle	1	0	0	0
		Theft of Motor Vehicle Parts/Accessories	0	0	0	0
		All Other Larceny	6	0	0	0
		Motor Vehicle Theft	1	0	1	1
		Stolen Property Offenses	0	0	0	0
		Crimes Against Society				
		Drug/Narcotic Violations	4	2	1	1
		Drug Equipment Violations	0	0	0	0
		Betting/Wagering	0	0	0	0
		Operating/Promoting/Assisting Gambling	0	0	0	0
		Gambling Equipment Violations	0	0	0	0
		Sports Tampering	0	0	0	0
		Pornography/Obscene Material	0	0	0	0
		Prostitution	0	0	0	0
		Assisting or Promoting Prostitution	0	0	0	0
		Purchasing Prostitution	0	0	0	0
		Weapon Law Violations	1	0	1	1
		Animal Cruelty	0	0	0	0
		Total Group A Offenses	42	6	6	6
Group B Arrests						
Offense	Adult	Juvenile				
Bad Checks	0	0				
Curfew/Loitering/Vagrancy Violations	0	0				
Disorderly Conduct	0	0				
Driving Under the Influence	2	0				
Drunkenness	0	0				
Family Offenses (Nonviolent)	0	0				
Liquor Law Violations	0	0				
Peeping Tom	0	0				
Runaway	0	0				
Trespass of Real Property	0	0				
All Other Offenses	0	1				
Total Group B	2	1				

(*) Offenses are counted using the FBI Units of Count for Crime

(**) The 'Arrests' column shows arrests made for incidents during the selected period, regardless of arrest date. Arrest counts for the same period may change over time.

Victoria Police Department - VA0550300 - NIBRS Agency Crime Overview - 2019

2019 Population Estimate	1,616	Offenses (*)	Arrests (**)	
Group A Offenses		Reported	Adult	Juvenile
Law Enforcement Employees		Crimes Against Persons		
Sworn Male	3	Murder and Nonnegligent Manslaughter	0	0
Sworn Female	1	Negligent Manslaughter	0	0
Civilian Male	0	Kidnapping/Abduction	0	0
Civilian Female	0	Forcible Rape	0	0
Total:	4	Forcible Sodomy	0	0
		Sexual Assault With An Object	0	0
		Forcible Fondling	0	0
Offense Overview		Incest	0	0
Incident Total	40	Statutory Rape	0	0
Offense Total	46	Aggravated Assault	3	2
Group A Crimes per 100,000 population	2,475.2	Simple Assault	15	7
		Intimidation	0	0
		Human Trafficking, Commercial Sex Acts	0	0
		Human Trafficking, Involuntary Servitude	0	0
Arrest Overview		Crimes Against Property		
Total Arrests	44	Arson	1	0
Adult Arrests	38	Bribery	0	0
Juvenile Arrests	6	Burglary/Breaking & Entering	1	0
Unknown Age	0	Counterfeiting/Forgery	1	0
Arrests per 100,000 population	2,722.8	Destruction/Damage/Vandalism of Property	6	0
		Embezzlement	0	0
		Extortion/Blackmail	0	0
		False Pretenses/Swindle/Confidence Game	2	1
		Credit Card/Automatic Teller Fraud	0	0
		Impersonation	0	0
		Welfare Fraud	0	0
		Wire Fraud	0	0
		Identity Theft	0	0
		Hacking/Computer Invasion	0	0
		Robbery	0	0
		Pocket-picking	0	0
		Purse-snatching	0	0
		Shoplifting	0	0
		Theft From Building	0	0
		Theft From Coin Operated Machine or Device	0	0
		Theft From Motor Vehicle	0	0
		Theft of Motor Vehicle Parts/Accessories	0	0
		All Other Larceny	5	0
		Motor Vehicle Theft	0	0
		Stolen Property Offenses	1	0
		Crimes Against Society		
		Drug/Narcotic Violations	11	10
		Drug Equipment Violations	0	0
		Betting/Wagering	0	0
		Operating/Promoting/Assisting Gambling	0	0
		Gambling Equipment Violations	0	0
		Sports Tampering	0	0
		Pornography/Obscene Material	0	0
		Prostitution	0	0
		Assisting or Promoting Prostitution	0	0
		Purchasing Prostitution	0	0
		Weapon Law Violations	0	0
		Animal Cruelty	0	0
		Total Group A Offenses	46	20
				5
Group B Arrests				
Offense	Adult	Juvenile		
Bad Checks	0	0		
Curfew/Loitering/Vagrancy Violations	0	0		
Disorderly Conduct	0	0		
Driving Under the Influence	3	0		
Drunkenness	6	0		
Family Offenses (Nonviolent)	0	0		
Liquor Law Violations	1	1		
Peeping Tom	0	0		
Runaway	0	0		
Trespass of Real Property	1	0		
All Other Offenses	7	0		
Total Group B	18	1		

(*) Offenses are counted using the FBI Units of Count for Crime

(**) The 'Arrests' column shows arrests made for incidents during the selected period, regardless of arrest date. Arrest counts for the same period may change over time.

Vienna Police Department - VA0290300 - NIBRS Agency Crime Overview - 2019

2019 Population Estimate	16,556	Offenses (*)	Arrests (**)	
		Reported	Adult	Juvenile
Law Enforcement Employees		Group A Offenses		
		Crimes Against Persons		
Sworn Male	34	Murder and Nonnegligent Manslaughter	0	0
Sworn Female	6	Negligent Manslaughter	0	0
Civilian Male	3	Kidnapping/Abduction	3	0
Civilian Female	7	Forcible Rape	0	0
Total:	50	Forcible Sodomy	0	0
		Sexual Assault With An Object	1	1
		Forcible Fondling	1	0
		Incest	0	0
Offense Overview		Statutory Rape	0	0
Incident Total	443	Aggravated Assault	14	7
Offense Total	508	Simple Assault	66	12
Group A Crimes per 100,000 population	2,675.8	Intimidation	7	1
		Human Trafficking, Commercial Sex Acts	0	0
		Human Trafficking, Involuntary Servitude	0	0
		Crimes Against Property		
Arrest Overview		Arson	0	0
Total Arrests	168	Bribery	0	0
Adult Arrests	153	Burglary/Breaking & Entering	2	1
Juvenile Arrests	15	Counterfeiting/Forgery	14	2
Unknown Age	0	Destruction/Damage/Vandalism of Property	112	5
Arrests per 100,000 population	1,014.7	Embezzlement	4	0
		Extortion/Blackmail	1	0
		False Pretenses/Swindle/Confidence Game	25	1
		Credit Card/Automatic Teller Fraud	19	1
		Impersonation	14	0
		Welfare Fraud	0	0
		Wire Fraud	0	0
		Identity Theft	0	0
		Hacking/Computer Invasion	0	0
		Robbery	5	2
		Pocket-picking	0	0
		Purse-snatching	0	0
		Shoplifting	2	0
		Theft From Building	28	2
		Theft From Coin Operated Machine or Device	0	0
		Theft From Motor Vehicle	56	0
		Theft of Motor Vehicle Parts/Accessories	1	0
		All Other Larceny	72	1
		Motor Vehicle Theft	7	0
		Stolen Property Offenses	0	0
		Crimes Against Society		
		Drug/Narcotic Violations	46	28
		Drug Equipment Violations	2	0
		Betting/Wagering	0	0
		Operating/Promoting/Assisting Gambling	0	0
		Gambling Equipment Violations	0	0
		Sports Tampering	0	0
		Pornography/Obscene Material	2	0
		Prostitution	0	0
		Assisting or Promoting Prostitution	0	0
		Purchasing Prostitution	0	0
		Weapon Law Violations	4	1
		Animal Cruelty	0	0
		Total Group A Offenses	508	65
				8
Group B Arrests				
Offense		Adult	Juvenile	
Bad Checks	0	0		
Curfew/Loitering/Vagrancy Violations	0	0		
Disorderly Conduct	1	0		
Driving Under the Influence	17	0		
Drunkenness	41	0		
Family Offenses (Nonviolent)	1	0		
Liquor Law Violations	4	1		
Peeping Tom	0	0		
Runaway	0	0		
Trespass of Real Property	6	4		
All Other Offenses	18	2		
Total Group B	88	7		

(*) Offenses are counted using the FBI Units of Count for Crime

(**) The 'Arrests' column shows arrests made for incidents during the selected period, regardless of arrest date. Arrest counts for the same period may change over time.

Vinton Police Department - VA0800200 - NIBRS Agency Crime Overview - 2019

2019 Population Estimate	8,096	Offenses (*)	Arrests (**)	
		Reported	Adult	Juvenile
Law Enforcement Employees		Group A Offenses		
		Crimes Against Persons		
Sworn Male	21	Murder and Nonnegligent Manslaughter	0	0
Sworn Female	2	Negligent Manslaughter	0	0
Civilian Male	0	Kidnapping/Abduction	0	0
Civilian Female	2	Forcible Rape	1	0
Total:	25	Forcible Sodomy	0	0
		Sexual Assault With An Object	0	0
		Forcible Fondling	2	0
		Incest	0	0
Offense Overview		Statutory Rape	0	0
Incident Total	722	Aggravated Assault	24	8
Offense Total	816	Simple Assault	132	37
Group A Crimes per 100,000 population	8,918.0	Intimidation	8	1
		Human Trafficking, Commercial Sex Acts	0	0
		Human Trafficking, Involuntary Servitude	0	0
Arrest Overview		Crimes Against Property		
Total Arrests	355	Arson	0	0
Adult Arrests	349	Bribery	0	0
Juvenile Arrests	6	Burglary/Breaking & Entering	18	0
Unknown Age	0	Counterfeiting/Forgery	21	0
Arrests per 100,000 population	4,384.9	Destruction/Damage/Vandalism of Property	85	6
		Embezzlement	0	0
		Extortion/Blackmail	0	0
		False Pretenses/Swindle/Confidence Game	17	1
		Credit Card/Automatic Teller Fraud	14	1
		Impersonation	10	5
		Welfare Fraud	0	0
		Wire Fraud	3	0
		Identity Theft	8	1
		Hacking/Computer Invasion	1	0
		Robbery	2	0
		Pocket-picking	67	7
		Purse-snatching	1	0
		Shoplifting	27	2
		Theft From Building	26	0
		Theft From Coin Operated Machine or Device	0	0
		Theft From Motor Vehicle	27	0
		Theft of Motor Vehicle Parts/Accessories	1	0
		All Other Larceny	21	3
		Motor Vehicle Theft	8	1
		Stolen Property Offenses	2	0
		Crimes Against Society		
		Drug/Narcotic Violations	235	143
		Drug Equipment Violations	42	1
		Betting/Wagering	0	0
		Operating/Promoting/Assisting Gambling	0	0
		Gambling Equipment Violations	0	0
		Sports Tampering	0	0
		Pornography/Obscene Material	1	0
		Prostitution	0	0
		Assisting or Promoting Prostitution	0	0
		Purchasing Prostitution	0	0
		Weapon Law Violations	12	7
		Animal Cruelty	0	0
		Total Group A Offenses	816	224
			4	
Group B Arrests				
Offense		Adult	Juvenile	
Bad Checks	0	0		
Curfew/Loitering/Vagrancy Violations	0	0		
Disorderly Conduct	0	0		
Driving Under the Influence	48	0		
Drunkenness	11	0		
Family Offenses (Nonviolent)	2	0		
Liquor Law Violations	1	0		
Peeping Tom	0	0		
Runaway	0	0		
Trespass of Real Property	2	0		
All Other Offenses	61	2		
Total Group B	125	2		

(*) Offenses are counted using the FBI Units of Count for Crime

(**) The 'Arrests' column shows arrests made for incidents during the selected period, regardless of arrest date. Arrest counts for the same period may change over time.

Virginia Beach Police Department - VA1280000 - NIBRS Agency Crime Overview - 2019

2019 Population Estimate		452,643	Offenses (*)	Arrests (**)		
			Reported	Adult	Juvenile	
Law Enforcement Employees			Group A Offenses			
			Crimes Against Persons			
Sworn Male	641		Murder and Nonnegligent Manslaughter	30	11	1
Sworn Female	119		Negligent Manslaughter	0	0	0
Civilian Male	33		Kidnapping/Abduction	59	41	3
Civilian Female	145		Forcible Rape	55	7	1
Total:	938		Forcible Sodomy	22	4	0
			Sexual Assault With An Object	3	4	2
			Forcible Fondling	76	12	3
			Incest	1	0	0
Offense Overview			Crimes Against Property			
Incident Total	19,268		Arson	34	6	1
Offense Total	22,185		Bribery	6	4	0
Group A Crimes per 100,000 population	4,256.8		Burglary/Breaking & Entering	547	54	13
			Counterfeiting/Forgery	310	37	5
			Destruction/Damage/Vandalism of Property	2,483	124	34
			Embezzlement	259	22	0
			Extortion/Blackmail	22	1	4
			False Pretenses/Swindle/Confidence Game	1,000	99	4
			Credit Card/Automatic Teller Fraud	306	2	0
			Impersonation	7	4	0
			Human Trafficking, Commercial Sex Acts	0	0	0
			Human Trafficking, Involuntary Servitude	0	0	0
Arrest Overview			Crimes Against Society			
Total Arrests	16,902		Drug/Narcotic Violations	2,240	1,420	112
Adult Arrests	15,820		Drug Equipment Violations	842	8	0
Juvenile Arrests	1,082		Betting/Wagering	8	7	0
Unknown Age	0		Operating/Promoting/Assisting Gambling	8	3	0
Arrests per 100,000 population	3,734.1		Gambling Equipment Violations	0	0	0
			Sports Tampering	0	0	0
			Pornography/Obscene Material	50	4	4
			Prostitution	51	25	0
			Assisting or Promoting Prostitution	1	11	0
			Purchasing Prostitution	0	0	0
			Weapon Law Violations	595	191	20
			Animal Cruelty	84	0	0
			Total Group A Offenses	22,185	5,141	677
			Group B Arrests			
			Offense			
			Adult	Juvenile		
Bad Checks	2	0	Hacking/Computer Invasion	0	0	0
Curfew/Loitering/Vagrancy Violations	1	88	Robbery	196	67	36
Disorderly Conduct	343	51	Pocket-picking	85	0	0
Driving Under the Influence	1,814	3	Purse-snatching	10	0	0
Drunkenness	1,830	11	Shoplifting	1,447	345	33
Family Offenses (Nonviolent)	122	5	Theft From Building	684	0	0
Liquor Law Violations	107	25	Theft From Coin Operated Machine or Device	8	2	0
Peeping Tom	3	0	Theft From Motor Vehicle	2,759	0	0
Runaway	0	0	Theft of Motor Vehicle Parts/Accessories	2	0	0
Trespass of Real Property	286	25	All Other Larceny	1,863	514	83
All Other Offenses	6,171	197	Motor Vehicle Theft	602	27	27
Total Group B	10,679	405	Stolen Property Offenses	33	11	3

(*) Offenses are counted using the FBI Units of Count for Crime

(**) The 'Arrests' column shows arrests made for incidents during the selected period, regardless of arrest date. Arrest counts for the same period may change over time.

Warren Co. Sheriff's Office - VA0930000 - NIBRS Agency Crime Overview - 2019

2019 Population Estimate	24,715	Offenses (*)	Arrests (**)	
		Reported	Adult	Juvenile
Law Enforcement Employees		Group A Offenses		
Sworn Male	44	Crimes Against Persons		
Sworn Female	15	Murder and Nonnegligent Manslaughter	1	2
Civilian Male	5	Negligent Manslaughter	0	0
Civilian Female	11	Kidnapping/Abduction	3	1
Total:	75	Forcible Rape	10	1
		Forcible Sodomy	5	0
		Sexual Assault With An Object	5	0
		Forcible Fondling	4	0
		Incest	0	0
Offense Overview		Statutory Rape	0	0
Incident Total	508	Aggravated Assault	12	5
Offense Total	586	Simple Assault	94	37
Group A Crimes per 100,000 population	2,055.4	Intimidation	8	0
		Human Trafficking, Commercial Sex Acts	1	0
		Human Trafficking, Involuntary Servitude	0	0
		Crimes Against Property		
Arrest Overview		Arson	4	2
Total Arrests	529	Bribery	1	0
Adult Arrests	415	Burglary/Breaking & Entering	10	1
Juvenile Arrests	114	Counterfeiting/Forgery	14	6
Unknown Age	0	Destruction/Damage/Vandalism of Property	42	3
Arrests per 100,000 population	2,140.4	Embezzlement	6	1
		Extortion/Blackmail	1	0
		False Pretenses/Swindle/Confidence Game	17	3
		Credit Card/Automatic Teller Fraud	9	0
		Impersonation	3	2
		Welfare Fraud	0	0
		Wire Fraud	3	0
		Identity Theft	6	0
		Hacking/Computer Invasion	1	0
		Robbery	1	2
		Pocket-picking	0	0
		Purse-snatching	0	0
		Shoplifting	26	18
		Theft From Building	12	0
		Theft From Coin Operated Machine or Device	0	0
		Theft From Motor Vehicle	5	1
		Theft of Motor Vehicle Parts/Accessories	3	0
		All Other Larceny	94	11
		Motor Vehicle Theft	5	0
		Stolen Property Offenses	5	2
		Crimes Against Society		
		Drug/Narcotic Violations	121	94
		Drug Equipment Violations	16	3
		Betting/Wagering	0	0
		Operating/Promoting/Assisting Gambling	0	0
		Gambling Equipment Violations	1	0
		Sports Tampering	0	0
		Pornography/Obscene Material	12	0
		Prostitution	0	0
		Assisting or Promoting Prostitution	0	0
		Purchasing Prostitution	0	0
		Weapon Law Violations	22	10
		Animal Cruelty	3	2
		Total Group A Offenses	586	207
				58
Group B Arrests				
Offense	Adult	Juvenile		
Bad Checks	0	0		
Curfew/Loitering/Vagrancy Violations	0	0		
Disorderly Conduct	2	12		
Driving Under the Influence	81	0		
Drunkenness	46	2		
Family Offenses (Nonviolent)	2	0		
Liquor Law Violations	4	0		
Peeping Tom	0	0		
Runaway	0	0		
Trespass of Real Property	5	0		
All Other Offenses	68	42		
Total Group B	208	56		

(*) Offenses are counted using the FBI Units of Count for Crime

(**) The 'Arrests' column shows arrests made for incidents during the selected period, regardless of arrest date. Arrest counts for the same period may change over time.

Warrenton Police Department - VA0300200 - NIBRS Agency Crime Overview - 2019

2019 Population Estimate	9,937	Offenses (*)	Arrests (**)		
		Reported	Adult	Juvenile	
Law Enforcement Employees		Group A Offenses			
Sworn Male	21	Crimes Against Persons			
Sworn Female	2	Murder and Nonnegligent Manslaughter	0	0	0
Civilian Male	0	Negligent Manslaughter	0	0	0
Civilian Female	2	Kidnapping/Abduction	5	3	0
Total:	25	Forcible Rape	8	0	0
		Forcible Sodomy	0	0	0
		Sexual Assault With An Object	1	0	0
		Forcible Fondling	11	1	0
Offense Overview		Incest	0	0	0
Incident Total	391	Statutory Rape	0	0	0
Offense Total	432	Aggravated Assault	5	3	0
Group A Crimes per 100,000 population	3,934.8	Simple Assault	95	31	0
		Intimidation	12	1	0
		Human Trafficking, Commercial Sex Acts	0	0	0
		Human Trafficking, Involuntary Servitude	0	0	0
Arrest Overview		Crimes Against Property			
Total Arrests	236	Arson	0	0	0
Adult Arrests	236	Bribery	0	0	0
Juvenile Arrests	0	Burglary/Breaking & Entering	9	0	0
Unknown Age	0	Counterfeiting/Forgery	11	3	0
Arrests per 100,000 population	2,375.0	Destruction/Damage/Vandalism of Property	66	5	0
		Embezzlement	7	0	0
		Extortion/Blackmail	0	0	0
		False Pretenses/Swindle/Confidence Game	23	1	0
		Credit Card/Automatic Teller Fraud	13	0	0
		Impersonation	1	0	0
		Welfare Fraud	0	0	0
		Wire Fraud	0	0	0
		Identity Theft	3	0	0
		Hacking/Computer Invasion	0	0	0
		Robbery	0	0	0
		Pocket-picking	1	8	0
		Purse-snatching	0	0	0
		Shoplifting	32	3	0
		Theft From Building	0	0	0
		Theft From Coin Operated Machine or Device	0	0	0
		Theft From Motor Vehicle	9	0	0
		Theft of Motor Vehicle Parts/Accessories	2	0	0
		All Other Larceny	51	4	0
		Motor Vehicle Theft	5	0	0
		Stolen Property Offenses	0	0	0
		Crimes Against Society			
		Drug/Narcotic Violations	45	14	0
		Drug Equipment Violations	8	0	0
		Betting/Wagering	0	0	0
		Operating/Promoting/Assisting Gambling	0	0	0
		Gambling Equipment Violations	0	0	0
		Sports Tampering	0	0	0
		Pornography/Obscene Material	4	0	0
		Prostitution	0	0	0
		Assisting or Promoting Prostitution	1	0	0
		Purchasing Prostitution	0	0	0
		Weapon Law Violations	4	1	0
		Animal Cruelty	0	0	0
		Total Group A Offenses	432	78	0
Group B Arrests					
Offense	Adult	Juvenile			
Bad Checks	1	0			
Curfew/Loitering/Vagrancy Violations	0	0			
Disorderly Conduct	3	0			
Driving Under the Influence	32	0			
Drunkenness	95	0			
Family Offenses (Nonviolent)	0	0			
Liquor Law Violations	3	0			
Peeping Tom	0	0			
Runaway	0	0			
Trespass of Real Property	4	0			
All Other Offenses	20	0			
Total Group B	158	0			

(*) Offenses are counted using the FBI Units of Count for Crime

(**) The 'Arrests' column shows arrests made for incidents during the selected period, regardless of arrest date. Arrest counts for the same period may change over time.

Warsaw Police Department - VA0790100 - NIBRS Agency Crime Overview - 2019

2019 Population Estimate	1,489	Offenses (*)	Arrests (**)		
		Reported	Adult	Juvenile	
Law Enforcement Employees		Group A Offenses			
Sworn Male	3	Crimes Against Persons			
Sworn Female	1	Murder and Nonnegligent Manslaughter	0	0	0
Civilian Male	0	Negligent Manslaughter	0	0	0
Civilian Female	0	Kidnapping/Abduction	0	0	0
Total:	4	Forcible Rape	0	0	0
		Forcible Sodomy	0	0	0
		Sexual Assault With An Object	0	0	0
		Forcible Fondling	0	0	0
		Incest	0	0	0
Offense Overview		Statutory Rape	0	0	0
Incident Total	26	Aggravated Assault	0	0	0
Offense Total	30	Simple Assault	6	3	0
Group A Crimes per 100,000 population	1,746.1	Intimidation	0	0	0
		Human Trafficking, Commercial Sex Acts	0	0	0
		Human Trafficking, Involuntary Servitude	0	0	0
		Crimes Against Property			
Arrest Overview		Arson	0	0	0
Total Arrests	14	Bribery	0	0	0
Adult Arrests	14	Burglary/Breaking & Entering	2	0	0
Juvenile Arrests	0	Counterfeiting/Forgery	1	0	0
Unknown Age	0	Destruction/Damage/Vandalism of Property	2	0	0
Arrests per 100,000 population	940.2	Embezzlement	3	1	0
		Extortion/Blackmail	0	0	0
		False Pretenses/Swindle/Confidence Game	1	0	0
		Credit Card/Automatic Teller Fraud	2	0	0
		Impersonation	0	0	0
		Welfare Fraud	0	0	0
		Wire Fraud	0	0	0
		Identity Theft	0	0	0
		Hacking/Computer Invasion	0	0	0
		Robbery	0	0	0
		Pocket-picking	0	0	0
		Purse-snatching	0	0	0
		Shoplifting	3	2	0
		Theft From Building	0	0	0
		Theft From Coin Operated Machine or Device	0	0	0
		Theft From Motor Vehicle	2	0	0
		Theft of Motor Vehicle Parts/Accessories	0	0	0
		All Other Larceny	4	0	0
		Motor Vehicle Theft	1	1	0
		Stolen Property Offenses	0	0	0
		Crimes Against Society			
		Drug/Narcotic Violations	3	1	0
		Drug Equipment Violations	0	0	0
		Betting/Wagering	0	0	0
		Operating/Promoting/Assisting Gambling	0	0	0
		Gambling Equipment Violations	0	0	0
		Sports Tampering	0	0	0
		Pornography/Obscene Material	0	0	0
		Prostitution	0	0	0
		Assisting or Promoting Prostitution	0	0	0
		Purchasing Prostitution	0	0	0
		Weapon Law Violations	0	0	0
		Animal Cruelty	0	0	0
		Total Group A Offenses	30	8	0
Group B Arrests					
Offense	Adult	Juvenile			
Bad Checks	0	0			
Curfew/Loitering/Vagrancy Violations	0	0			
Disorderly Conduct	1	0			
Driving Under the Influence	1	0			
Drunkenness	3	0			
Family Offenses (Nonviolent)	0	0			
Liquor Law Violations	0	0			
Peeping Tom	0	0			
Runaway	0	0			
Trespass of Real Property	0	0			
All Other Offenses	1	0			
Total Group B	6	0			

(*) Offenses are counted using the FBI Units of Count for Crime

(**) The 'Arrests' column shows arrests made for incidents during the selected period, regardless of arrest date. Arrest counts for the same period may change over time.

Washington CO Sheriff's Office - VA0940000 - NIBRS Agency Crime Overview - 2019

2019 Population Estimate	43,235	Offenses (*)	Arrests (**)	
		Reported	Adult	Juvenile
Law Enforcement Employees		Group A Offenses		
Sworn Male	67	Crimes Against Persons		
Sworn Female	7	Murder and Nonnegligent Manslaughter	3	3
Civilian Male	8	Negligent Manslaughter	0	0
Civilian Female	11	Kidnapping/Abduction	7	7
Total:	93	Forcible Rape	8	1
		Forcible Sodomy	4	2
		Sexual Assault With An Object	0	0
		Forcible Fondling	12	0
		Incest	0	0
Offense Overview		Statutory Rape	1	1
Incident Total	1,593	Aggravated Assault	20	11
Offense Total	1,822	Simple Assault	178	82
Group A Crimes per 100,000 population	3,684.5	Intimidation	25	3
		Human Trafficking, Commercial Sex Acts	0	0
		Human Trafficking, Involuntary Servitude	0	0
Arrest Overview		Crimes Against Property		
Total Arrests	938	Arson	2	1
Adult Arrests	927	Bribery	0	0
Juvenile Arrests	11	Burglary/Breaking & Entering	92	31
Unknown Age	0	Counterfeiting/Forgery	41	1
Arrests per 100,000 population	2,169.5	Destruction/Damage/Vandalism of Property	146	13
		Embezzlement	4	3
		Extortion/Blackmail	1	0
		False Pretenses/Swindle/Confidence Game	76	17
		Credit Card/Automatic Teller Fraud	53	3
		Impersonation	36	8
		Welfare Fraud	0	0
		Wire Fraud	2	0
		Identity Theft	6	1
		Hacking/Computer Invasion	0	0
		Robbery	4	1
		Pocket-picking	1	0
		Purse-snatching	0	0
		Shoplifting	160	143
		Theft From Building	6	0
		Theft From Coin Operated Machine or Device	0	0
		Theft From Motor Vehicle	33	2
		Theft of Motor Vehicle Parts/Accessories	23	0
		All Other Larceny	243	56
		Motor Vehicle Theft	57	7
		Stolen Property Offenses	5	5
		Crimes Against Society		
		Drug/Narcotic Violations	462	253
		Drug Equipment Violations	45	3
		Betting/Wagering	0	0
		Operating/Promoting/Assisting Gambling	0	0
		Gambling Equipment Violations	0	0
		Sports Tampering	0	0
		Pornography/Obscene Material	14	1
		Prostitution	0	0
		Assisting or Promoting Prostitution	0	0
		Purchasing Prostitution	0	0
		Weapon Law Violations	49	9
		Animal Cruelty	3	1
		Total Group A Offenses	1,822	669
				9
Group B Arrests				
Offense	Adult	Juvenile		
Bad Checks	4	0		
Curfew/Loitering/Vagrancy Violations	0	0		
Disorderly Conduct	3	0		
Driving Under the Influence	33	0		
Drunkenness	106	0		
Family Offenses (Nonviolent)	0	0		
Liquor Law Violations	2	2		
Peeping Tom	0	0		
Runaway	0	0		
Trespass of Real Property	10	0		
All Other Offenses	100	0		
Total Group B	258	2		

(*) Offenses are counted using the FBI Units of Count for Crime

(**) The 'Arrests' column shows arrests made for incidents during the selected period, regardless of arrest date. Arrest counts for the same period may change over time.

Waverly Police Department - VA0910400 - NIBRS Agency Crime Overview - 2019

2019 Population Estimate	1,971	Offenses (*)	Arrests (**)		
		Reported	Adult	Juvenile	
Law Enforcement Employees		Group A Offenses			
		Crimes Against Persons			
Sworn Male	7	Murder and Nonnegligent Manslaughter	0	0	0
Sworn Female	1	Negligent Manslaughter	0	0	0
Civilian Male	0	Kidnapping/Abduction	2	1	0
Civilian Female	6	Forcible Rape	1	0	0
Total:	14	Forcible Sodomy	0	0	0
		Sexual Assault With An Object	0	0	0
		Forcible Fondling	1	0	0
Offense Overview		Incest	0	0	0
Incident Total	62	Statutory Rape	0	0	0
Offense Total	72	Aggravated Assault	1	0	0
Group A Crimes per 100,000 population	3,145.6	Simple Assault	10	2	0
		Intimidation	0	0	0
		Human Trafficking, Commercial Sex Acts	0	0	0
		Human Trafficking, Involuntary Servitude	0	0	0
Arrest Overview		Crimes Against Property			
Total Arrests	17	Arson	0	0	0
Adult Arrests	17	Bribery	0	0	0
Juvenile Arrests	0	Burglary/Breaking & Entering	4	0	0
Unknown Age	0	Counterfeiting/Forgery	2	1	0
Arrests per 100,000 population	862.5	Destruction/Damage/Vandalism of Property	16	1	0
		Embezzlement	0	0	0
		Extortion/Blackmail	0	0	0
		False Pretenses/Swindle/Confidence Game	1	0	0
		Credit Card/Automatic Teller Fraud	0	0	0
		Impersonation	0	0	0
		Welfare Fraud	1	1	0
		Wire Fraud	1	0	0
		Identity Theft	0	0	0
		Hacking/Computer Invasion	0	0	0
		Robbery	2	1	0
		Pocket-picking	0	0	0
		Purse-snatching	0	0	0
		Shoplifting	2	0	0
		Theft From Building	5	0	0
		Theft From Coin Operated Machine or Device	0	0	0
		Theft From Motor Vehicle	4	0	0
		Theft of Motor Vehicle Parts/Accessories	1	0	0
		All Other Larceny	9	1	0
		Motor Vehicle Theft	4	0	0
		Stolen Property Offenses	1	0	0
		Crimes Against Society			
		Drug/Narcotic Violations	2	0	0
		Drug Equipment Violations	0	0	0
		Betting/Wagering	0	0	0
		Operating/Promoting/Assisting Gambling	0	0	0
		Gambling Equipment Violations	0	0	0
		Sports Tampering	0	0	0
		Pornography/Obscene Material	0	0	0
		Prostitution	0	0	0
		Assisting or Promoting Prostitution	0	0	0
		Purchasing Prostitution	0	0	0
		Weapon Law Violations	2	1	0
		Animal Cruelty	0	0	0
		Total Group A Offenses	72	9	0
Group B Arrests					
Offense	Adult	Juvenile			
Bad Checks	0	0			
Curfew/Loitering/Vagrancy Violations	0	0			
Disorderly Conduct	1	0			
Driving Under the Influence	1	0			
Drunkenness	1	0			
Family Offenses (Nonviolent)	0	0			
Liquor Law Violations	0	0			
Peeping Tom	0	0			
Runaway	0	0			
Trespass of Real Property	1	0			
All Other Offenses	4	0			
Total Group B	8	0			

(*) Offenses are counted using the FBI Units of Count for Crime

(**) The 'Arrests' column shows arrests made for incidents during the selected period, regardless of arrest date. Arrest counts for the same period may change over time.

Waynesboro Police Department - VA1290000 - NIBRS Agency Crime Overview - 2019

2019 Population Estimate		22,183	Offenses (*)	Arrests (**)		
			Reported	Adult	Juvenile	
Law Enforcement Employees			Group A Offenses			
			Crimes Against Persons			
Sworn Male	43		Murder and Nonnegligent Manslaughter	2	3	0
Sworn Female	5		Negligent Manslaughter	1	1	0
Civilian Male	0		Kidnapping/Abduction	10	9	0
Civilian Female	11		Forcible Rape	8	0	0
Total:	59		Forcible Sodomy	4	3	0
			Sexual Assault With An Object	0	0	0
			Forcible Fondling	11	2	0
Offense Overview			Incest	0	0	0
Incident Total	1,261		Statutory Rape	1	1	0
Offense Total	1,440		Aggravated Assault	40	21	0
Group A Crimes per 100,000 population	5,684.5		Simple Assault	275	79	0
			Intimidation	11	2	0
			Human Trafficking, Commercial Sex Acts	0	0	0
			Human Trafficking, Involuntary Servitude	0	0	0
Arrest Overview			Crimes Against Property			
Total Arrests	1,008		Arson	4	1	0
Adult Arrests	1,005		Bribery	0	0	0
Juvenile Arrests	3		Burglary/Breaking & Entering	39	6	0
Unknown Age	0		Counterfeiting/Forgery	35	6	0
Arrests per 100,000 population	4,544.0		Destruction/Damage/Vandalism of Property	132	9	0
			Embezzlement	9	4	0
			Extortion/Blackmail	2	0	0
			False Pretenses/Swindle/Confidence Game	67	4	0
			Credit Card/Automatic Teller Fraud	26	1	0
			Impersonation	1	0	0
			Welfare Fraud	0	0	0
			Wire Fraud	2	0	0
			Identity Theft	0	0	0
			Hacking/Computer Invasion	0	0	0
			Robbery	3	4	0
			Pocket-picking	0	0	0
			Purse-snatching	0	0	0
			Shoplifting	50	23	0
			Theft From Building	10	0	0
			Theft From Coin Operated Machine or Device	3	0	0
			Theft From Motor Vehicle	126	0	0
			Theft of Motor Vehicle Parts/Accessories	21	0	0
			All Other Larceny	190	36	0
			Motor Vehicle Theft	41	12	0
			Stolen Property Offenses	1	3	0
			Crimes Against Society			
			Drug/Narcotic Violations	251	110	0
			Drug Equipment Violations	20	0	0
			Betting/Wagering	0	0	0
			Operating/Promoting/Assisting Gambling	0	0	0
			Gambling Equipment Violations	0	0	0
			Sports Tampering	0	0	0
			Pornography/Obscene Material	9	1	0
			Prostitution	3	0	0
			Assisting or Promoting Prostitution	0	0	0
			Purchasing Prostitution	0	0	0
			Weapon Law Violations	32	10	0
			Animal Cruelty	0	0	0
			Total Group A Offenses	1,440	351	0
Group B Arrests						
Offense	Adult	Juvenile				
Bad Checks	7	0				
Curfew/Loitering/Vagrancy Violations	0	0				
Disorderly Conduct	1	0				
Driving Under the Influence	31	0				
Drunkenness	72	0				
Family Offenses (Nonviolent)	9	0				
Liquor Law Violations	0	0				
Peeping Tom	0	0				
Runaway	0	0				
Trespass of Real Property	7	0				
All Other Offenses	527	3				
Total Group B	654	3				

(*) Offenses are counted using the FBI Units of Count for Crime

(**) The 'Arrests' column shows arrests made for incidents during the selected period, regardless of arrest date. Arrest counts for the same period may change over time.

Weber City Police Department - VA0840200 - NIBRS Agency Crime Overview - 2019

2019 Population Estimate	1,216	Offenses (*)	Arrests (**)	
		Reported	Adult	Juvenile
Law Enforcement Employees		Group A Offenses		
		Crimes Against Persons		
Sworn Male	2	Murder and Nonnegligent Manslaughter	0	0
Sworn Female	1	Negligent Manslaughter	0	0
Civilian Male	0	Kidnapping/Abduction	0	0
Civilian Female	0	Forcible Rape	0	0
Total:	3	Forcible Sodomy	0	0
		Sexual Assault With An Object	0	0
		Forcible Fondling	1	0
		Incest	0	0
Offense Overview		Statutory Rape	0	0
Incident Total	58	Aggravated Assault	0	0
Offense Total	70	Simple Assault	2	2
Group A Crimes per 100,000 population	4,769.7	Intimidation	0	0
		Human Trafficking, Commercial Sex Acts	0	0
		Human Trafficking, Involuntary Servitude	0	0
Arrest Overview		Crimes Against Property		
Total Arrests	67	Arson	0	0
Adult Arrests	63	Bribery	0	0
Juvenile Arrests	4	Burglary/Breaking & Entering	0	0
Unknown Age	0	Counterfeiting/Forgery	0	0
Arrests per 100,000 population	5,509.9	Destruction/Damage/Vandalism of Property	6	3
		Embezzlement	0	0
		Extortion/Blackmail	0	0
		False Pretenses/Swindle/Confidence Game	1	1
		Credit Card/Automatic Teller Fraud	1	0
		Impersonation	1	0
		Welfare Fraud	0	0
		Wire Fraud	0	0
		Identity Theft	2	0
		Hacking/Computer Invasion	0	0
		Robbery	1	0
		Pocket-picking	0	0
		Purse-snatching	0	0
		Shoplifting	1	0
		Theft From Building	1	0
		Theft From Coin Operated Machine or Device	0	0
		Theft From Motor Vehicle	1	0
		Theft of Motor Vehicle Parts/Accessories	2	0
		All Other Larceny	8	1
		Motor Vehicle Theft	0	0
		Stolen Property Offenses	2	1
		Crimes Against Society		
		Drug/Narcotic Violations	29	30
		Drug Equipment Violations	6	1
		Betting/Wagering	0	0
		Operating/Promoting/Assisting Gambling	0	0
		Gambling Equipment Violations	0	0
		Sports Tampering	0	0
		Pornography/Obscene Material	0	0
		Prostitution	0	0
		Assisting or Promoting Prostitution	0	0
		Purchasing Prostitution	0	0
		Weapon Law Violations	5	0
		Animal Cruelty	0	0
		Total Group A Offenses	70	39
			4	4

(*) Offenses are counted using the FBI Units of Count for Crime

(**) The 'Arrests' column shows arrests made for incidents during the selected period, regardless of arrest date. Arrest counts for the same period may change over time.

West Point Police Department - VA0500200 - NIBRS Agency Crime Overview - 2019

2019 Population Estimate	3,261	Offenses (*)			Arrests (**)	
		Group A Offenses	Reported	Adult	Juvenile	
Law Enforcement Employees		Crimes Against Persons				
Sworn Male	8	Murder and Nonnegligent Manslaughter	0	0	0	0
Sworn Female	1	Negligent Manslaughter	0	0	0	0
Civilian Male	0	Kidnapping/Abduction	0	0	0	0
Civilian Female	1	Forcible Rape	0	0	0	0
Total:	10	Forcible Sodomy	1	0	0	0
		Sexual Assault With An Object	0	0	0	0
		Forcible Fondling	2	0	0	0
Offense Overview		Incest	0	0	0	0
Incident Total	97	Statutory Rape	0	0	0	0
Offense Total	105	Aggravated Assault	2	1	0	0
Group A Crimes per 100,000 population	2,974.5	Simple Assault	20	5	0	0
		Intimidation	0	0	0	0
		Human Trafficking, Commercial Sex Acts	0	0	0	0
		Human Trafficking, Involuntary Servitude	0	0	0	0
Arrest Overview		Crimes Against Property				
Total Arrests	37	Arson	0	0	0	0
Adult Arrests	36	Bribery	0	0	0	0
Juvenile Arrests	1	Burglary/Breaking & Entering	9	0	0	0
Unknown Age	0	Counterfeiting/Forgery	3	0	0	0
Arrests per 100,000 population	1,134.6	Destruction/Damage/Vandalism of Property	17	2	0	0
		Embezzlement	2	0	0	0
		Extortion/Blackmail	0	0	0	0
		False Pretenses/Swindle/Confidence Game	4	0	0	0
		Credit Card/Automatic Teller Fraud	13	0	0	0
		Impersonation	0	0	0	0
		Welfare Fraud	0	0	0	0
		Wire Fraud	0	0	0	0
		Identity Theft	0	0	0	0
		Hacking/Computer Invasion	0	0	0	0
		Robbery	0	0	0	0
		Pocket-picking	0	0	0	0
		Purse-snatching	0	0	0	0
		Shoplifting	1	0	0	0
		Theft From Building	0	0	0	0
		Theft From Coin Operated Machine or Device	0	0	0	0
		Theft From Motor Vehicle	7	0	0	0
		Theft of Motor Vehicle Parts/Accessories	0	0	0	0
		All Other Larceny	13	0	0	0
		Motor Vehicle Theft	0	0	0	0
		Stolen Property Offenses	0	0	0	0
		Crimes Against Society				
		Drug/Narcotic Violations	9	4	0	0
		Drug Equipment Violations	1	0	0	0
		Betting/Wagering	0	0	0	0
		Operating/Promoting/Assisting Gambling	0	0	0	0
		Gambling Equipment Violations	0	0	0	0
		Sports Tampering	0	0	0	0
		Pornography/Obscene Material	0	0	0	0
		Prostitution	0	0	0	0
		Assisting or Promoting Prostitution	0	0	0	0
		Purchasing Prostitution	0	0	0	0
		Weapon Law Violations	1	0	0	0
		Animal Cruelty	0	0	0	0
		Total Group A Offenses	105	12	0	0

Group B Arrests	Adult	Juvenile
Bad Checks	0	0
Curfew/Loitering/Vagrancy Violations	0	0
Disorderly Conduct	0	0
Driving Under the Influence	4	0
Drunkenness	2	0
Family Offenses (Nonviolent)	0	0
Liquor Law Violations	1	0
Peeping Tom	0	0
Runaway	0	0
Trespass of Real Property	1	0
All Other Offenses	16	1
Total Group B	24	1

(*) Offenses are counted using the FBI Units of Count for Crime

(**) The 'Arrests' column shows arrests made for incidents during the selected period, regardless of arrest date. Arrest counts for the same period may change over time.

Westmoreland County Sheriffs Office - VA0950000 - NIBRS Agency Crime Overview - 2019

2019 Population Estimate		14,308	Offenses (*)	Arrests (**)	
Law Enforcement Employees			Reported	Adult	Juvenile
Group A Offenses					
Crimes Against Persons					
Sworn Male	23	Murder and Nonnegligent Manslaughter	0	0	0
Sworn Female	4	Negligent Manslaughter	0	0	0
Civilian Male	6	Kidnapping/Abduction	3	3	0
Civilian Female	10	Forcible Rape	4	2	0
Total:	43	Forcible Sodomy	0	0	0
		Sexual Assault With An Object	0	0	0
		Forcible Fondling	0	0	0
		Incest	0	0	0
Offense Overview		Statutory Rape	0	0	0
Incident Total	272	Aggravated Assault	8	4	0
Offense Total	318	Simple Assault	47	29	2
Group A Crimes per 100,000 population	1,901.0	Intimidation	2	2	0
		Human Trafficking, Commercial Sex Acts	0	0	0
		Human Trafficking, Involuntary Servitude	0	0	0
Arrest Overview		Crimes Against Property			
Total Arrests	337	Arson	2	1	0
Adult Arrests	333	Bribery	0	0	0
Juvenile Arrests	4	Burglary/Breaking & Entering	15	7	0
Unknown Age	0	Counterfeiting/Forgery	1	1	0
Arrests per 100,000 population	2,355.3	Destruction/Damage/Vandalism of Property	34	9	0
		Embezzlement	0	0	0
		Extortion/Blackmail	0	0	0
		False Pretenses/Swindle/Confidence Game	3	0	0
		Credit Card/Automatic Teller Fraud	3	0	0
		Impersonation	4	3	0
		Welfare Fraud	0	0	0
		Wire Fraud	1	0	0
		Identity Theft	0	0	0
		Hacking/Computer Invasion	0	0	0
		Robbery	0	0	0
		Pocket-picking	0	0	0
		Purse-snatching	0	0	0
		Shoplifting	0	0	0
		Theft From Building	12	3	0
		Theft From Coin Operated Machine or Device	0	0	0
		Theft From Motor Vehicle	10	0	0
		Theft of Motor Vehicle Parts/Accessories	2	0	0
		All Other Larceny	31	3	1
		Motor Vehicle Theft	3	0	0
		Stolen Property Offenses	4	1	0
		Crimes Against Society			
		Drug/Narcotic Violations	104	93	1
		Drug Equipment Violations	10	2	0
		Betting/Wagering	0	0	0
		Operating/Promoting/Assisting Gambling	0	0	0
		Gambling Equipment Violations	0	0	0
		Sports Tampering	0	0	0
		Pornography/Obscene Material	2	0	0
		Prostitution	0	0	0
		Assisting or Promoting Prostitution	0	0	0
		Purchasing Prostitution	0	0	0
		Weapon Law Violations	13	5	0
		Animal Cruelty	0	0	0
		Total Group A Offenses	318	168	4
Group B Arrests					
Offense	Adult	Juvenile			
Bad Checks	0	0			
Curfew/Loitering/Vagrancy Violations	0	0			
Disorderly Conduct	3	0			
Driving Under the Influence	44	0			
Drunkenness	14	0			
Family Offenses (Nonviolent)	6	0			
Liquor Law Violations	5	0			
Peeping Tom	0	0			
Runaway	0	0			
Trespass of Real Property	0	0			
All Other Offenses	93	0			
Total Group B	165	0			

(*) Offenses are counted using the FBI Units of Count for Crime

(**) The 'Arrests' column shows arrests made for incidents during the selected period, regardless of arrest date. Arrest counts for the same period may change over time.

White Stone Police Department - VA0510300 - NIBRS Agency Crime Overview - 2019

2019 Population Estimate		336	Offenses (*)	Arrests (**)	
			Reported	Adult	Juvenile
Law Enforcement Employees			Group A Offenses		
			Crimes Against Persons		
Sworn Male	0		Murder and Nonnegligent Manslaughter	0	0
Sworn Female	0		Negligent Manslaughter	0	0
Civilian Male	0		Kidnapping/Abduction	0	0
Civilian Female	0		Forcible Rape	0	0
Total:	0		Forcible Sodomy	0	0
			Sexual Assault With An Object	0	0
			Forcible Fondling	0	0
			Incest	0	0
Offense Overview			Statutory Rape	0	0
Incident Total	2		Aggravated Assault	0	0
Offense Total	2		Simple Assault	1	1
Group A Crimes per 100,000 population	595.2		Intimidation	0	0
			Human Trafficking, Commercial Sex Acts	0	0
			Human Trafficking, Involuntary Servitude	0	0
Arrest Overview			Crimes Against Property		
Total Arrests	3		Arson	0	0
Adult Arrests	3		Bribery	0	0
Juvenile Arrests	0		Burglary/Breaking & Entering	0	0
Unknown Age	0		Counterfeiting/Forgery	0	0
Arrests per 100,000 population	892.9		Destruction/Damage/Vandalism of Property	1	0
			Embezzlement	0	0
			Extortion/Blackmail	0	0
			False Pretenses/Swindle/Confidence Game	0	0
			Credit Card/Automatic Teller Fraud	0	0
			Impersonation	0	0
			Welfare Fraud	0	0
			Wire Fraud	0	0
			Identity Theft	0	0
			Hacking/Computer Invasion	0	0
			Robbery	0	0
			Pocket-picking	0	0
			Purse-snatching	0	0
			Shoplifting	0	0
			Theft From Building	0	0
			Theft From Coin Operated Machine or Device	0	0
			Theft From Motor Vehicle	0	0
			Theft of Motor Vehicle Parts/Accessories	0	0
			All Other Larceny	0	0
			Motor Vehicle Theft	0	0
			Stolen Property Offenses	0	0
			Crimes Against Society		
			Drug/Narcotic Violations	0	0
			Drug Equipment Violations	0	0
			Betting/Wagering	0	0
			Operating/Promoting/Assisting Gambling	0	0
			Gambling Equipment Violations	0	0
			Sports Tampering	0	0
			Pornography/Obscene Material	0	0
			Prostitution	0	0
			Assisting or Promoting Prostitution	0	0
			Purchasing Prostitution	0	0
			Weapon Law Violations	0	0
			Animal Cruelty	0	0
			Total Group A Offenses	2	1
					0
Group B Arrests					
Offense	Adult	Juvenile			
Bad Checks	0	0			
Curfew/Loitering/Vagrancy Violations	0	0			
Disorderly Conduct	0	0			
Driving Under the Influence	0	0			
Drunkenness	0	0			
Family Offenses (Nonviolent)	0	0			
Liquor Law Violations	0	0			
Peeping Tom	0	0			
Runaway	0	0			
Trespass of Real Property	0	0			
All Other Offenses	2	0			
Total Group B	2	0			

(*) Offenses are counted using the FBI Units of Count for Crime

(**) The 'Arrests' column shows arrests made for incidents during the selected period, regardless of arrest date. Arrest counts for the same period may change over time.

Williamsburg Police Department - VA1300000 - NIBRS Agency Crime Overview - 2019

2019 Population Estimate	15,383	Offenses (*)	Arrests (**)		
		Reported	Adult	Juvenile	
Law Enforcement Employees		Group A Offenses			
Sworn Male	33	Crimes Against Persons			
Sworn Female	8	Murder and Nonnegligent Manslaughter	0	0	0
Civilian Male	0	Negligent Manslaughter	0	0	0
Civilian Female	2	Kidnapping/Abduction	6	6	0
Total:	43	Forcible Rape	3	1	0
		Forcible Sodomy	0	0	0
Offense Overview		Sexual Assault With An Object	0	0	0
Incident Total	678	Forcible Fondling	8	4	0
Offense Total	770	Incest	0	0	0
Group A Crimes per 100,000 population	4,407.5	Statutory Rape	0	0	0
		Aggravated Assault	14	13	1
		Simple Assault	127	74	5
		Intimidation	31	3	2
		Human Trafficking, Commercial Sex Acts	0	0	0
		Human Trafficking, Involuntary Servitude	0	0	0
Arrest Overview		Crimes Against Property			
Total Arrests	841	Arson	0	0	0
Adult Arrests	827	Bribery	0	0	0
Juvenile Arrests	14	Burglary/Breaking & Entering	13	7	0
Unknown Age	0	Counterfeiting/Forgery	11	4	0
Arrests per 100,000 population	5,467.1	Destruction/Damage/Vandalism of Property	69	5	0
		Embezzlement	7	3	0
		Extortion/Blackmail	1	0	0
		False Pretenses/Swindle/Confidence Game	60	6	0
		Credit Card/Automatic Teller Fraud	14	0	0
		Impersonation	3	3	0
		Welfare Fraud	0	0	0
		Wire Fraud	1	0	0
		Identity Theft	0	0	0
		Hacking/Computer Invasion	0	0	0
		Robbery	5	5	0
		Pocket-picking	2	0	0
		Purse-snatching	2	0	0
		Shoplifting	24	11	0
		Theft From Building	32	0	0
		Theft From Coin Operated Machine or Device	0	0	0
		Theft From Motor Vehicle	44	0	0
		Theft of Motor Vehicle Parts/Accessories	12	0	0
		All Other Larceny	64	32	2
		Motor Vehicle Theft	5	0	0
		Stolen Property Offenses	3	3	0
		Crimes Against Society			
		Drug/Narcotic Violations	155	134	3
		Drug Equipment Violations	20	0	0
		Betting/Wagering	0	0	0
		Operating/Promoting/Assisting Gambling	0	0	0
		Gambling Equipment Violations	0	0	0
		Sports Tampering	0	0	0
		Pornography/Obscene Material	4	0	0
		Prostitution	5	7	0
		Assisting or Promoting Prostitution	0	2	0
		Purchasing Prostitution	2	0	0
		Weapon Law Violations	20	5	0
		Animal Cruelty	3	0	0
		Total Group A Offenses	770	328	13
Group B Arrests					
Offense	Adult	Juvenile			
Bad Checks	0	0			
Curfew/Loitering/Vagrancy Violations	0	0			
Disorderly Conduct	14	1			
Driving Under the Influence	94	0			
Drunkenness	143	0			
Family Offenses (Nonviolent)	2	0			
Liquor Law Violations	11	0			
Peeping Tom	0	0			
Runaway	0	0			
Trespass of Real Property	32	0			
All Other Offenses	203	0			
Total Group B	499	1			

(*) Offenses are counted using the FBI Units of Count for Crime

(**) The 'Arrests' column shows arrests made for incidents during the selected period, regardless of arrest date. Arrest counts for the same period may change over time.

Winchester Police Department - VA1310000 - NIBRS Agency Crime Overview - 2019

2019 Population Estimate	28,180	Offenses (*)	Arrests (**)		
		Reported	Adult	Juvenile	
Law Enforcement Employees		Group A Offenses			
		Crimes Against Persons			
Sworn Male	59	Murder and Nonnegligent Manslaughter	1	1	0
Sworn Female	17	Negligent Manslaughter	0	0	0
Civilian Male	0	Kidnapping/Abduction	9	4	0
Civilian Female	10	Forcible Rape	10	1	0
Total:	86	Forcible Sodomy	2	1	0
		Sexual Assault With An Object	27	0	0
		Forcible Fondling	7	2	0
		Incest	0	0	0
Offense Overview		Statutory Rape	3	0	0
Incident Total	2,120	Aggravated Assault	36	24	0
Offense Total	2,403	Simple Assault	651	178	8
Group A Crimes per 100,000 population	7,523.1	Intimidation	1	1	0
		Human Trafficking, Commercial Sex Acts	0	0	0
		Human Trafficking, Involuntary Servitude	0	0	0
		Crimes Against Property			
Arrest Overview		Arson	5	1	0
Total Arrests	1,850	Bribery	0	0	0
Adult Arrests	1,794	Burglary/Breaking & Entering	78	4	1
Juvenile Arrests	56	Counterfeiting/Forgery	35	0	0
Unknown Age	0	Destruction/Damage/Vandalism of Property	221	18	0
Arrests per 100,000 population	6,564.9	Embezzlement	19	5	0
		Extortion/Blackmail	2	0	0
		False Pretenses/Swindle/Confidence Game	98	7	0
		Credit Card/Automatic Teller Fraud	40	0	0
		Impersonation	0	7	0
		Welfare Fraud	0	0	0
		Wire Fraud	2	0	0
		Identity Theft	15	0	0
		Hacking/Computer Invasion	0	0	0
		Robbery	6	0	1
		Pocket-picking	0	0	0
		Purse-snatching	0	0	0
		Shoplifting	153	63	1
		Theft From Building	0	0	0
		Theft From Coin Operated Machine or Device	0	0	0
		Theft From Motor Vehicle	83	0	0
		Theft of Motor Vehicle Parts/Accessories	9	0	0
		All Other Larceny	324	31	0
		Motor Vehicle Theft	22	0	0
		Stolen Property Offenses	11	4	0
		Crimes Against Society			
		Drug/Narcotic Violations	406	184	2
		Drug Equipment Violations	77	8	0
		Betting/Wagering	0	0	0
		Operating/Promoting/Assisting Gambling	0	0	0
		Gambling Equipment Violations	0	0	0
		Sports Tampering	0	0	0
		Pornography/Obscene Material	5	0	0
		Prostitution	0	0	0
		Assisting or Promoting Prostitution	0	0	0
		Purchasing Prostitution	0	0	0
		Weapon Law Violations	44	13	2
		Animal Cruelty	1	0	0
		Total Group A Offenses	2,403	557	15
		Group B Arrests			
Offense		Adult	Juvenile		
Bad Checks	6	0			
Curfew/Loitering/Vagrancy Violations	0	1			
Disorderly Conduct	9	1			
Driving Under the Influence	132	0			
Drunkenness	482	0			
Family Offenses (Nonviolent)	4	2			
Liquor Law Violations	41	1			
Peeping Tom	0	0			
Runaway	0	0			
Trespass of Real Property	29	0			
All Other Offenses	534	36			
Total Group B	1,237	41			

(*) Offenses are counted using the FBI Units of Count for Crime

(**) The 'Arrests' column shows arrests made for incidents during the selected period, regardless of arrest date. Arrest counts for the same period may change over time.

Windsor Police Department - VA0460200 - NIBRS Agency Crime Overview - 2019

2019 Population Estimate		2,746	Offenses (*)	Arrests (**)	
			Reported	Adult	Juvenile
Law Enforcement Employees			Group A Offenses		
			Crimes Against Persons		
Sworn Male	7		Murder and Nonnegligent Manslaughter	0	0
Sworn Female	0		Negligent Manslaughter	0	0
Civilian Male	0		Kidnapping/Abduction	1	0
Civilian Female	0		Forcible Rape	0	0
Total:	7		Forcible Sodomy	0	1
			Sexual Assault With An Object	1	0
			Forcible Fondling	1	0
			Incest	0	0
			Statutory Rape	0	0
			Aggravated Assault	3	0
			Simple Assault	16	8
			Intimidation	2	1
			Human Trafficking, Commercial Sex Acts	0	0
			Human Trafficking, Involuntary Servitude	0	0
			Crimes Against Property		
			Arson	0	0
			Bribery	0	0
			Burglary/Breaking & Entering	2	0
			Counterfeiting/Forgery	4	1
			Destruction/Damage/Vandalism of Property	10	0
			Embezzlement	1	0
			Extortion/Blackmail	0	0
			False Pretenses/Swindle/Confidence Game	2	0
			Credit Card/Automatic Teller Fraud	1	0
			Impersonation	1	0
			Welfare Fraud	0	0
			Wire Fraud	0	0
			Identity Theft	3	0
			Hacking/Computer Invasion	0	0
			Robbery	0	0
			Pocket-picking	0	0
			Purse-snatching	0	0
			Shoplifting	8	3
			Theft From Building	2	0
			Theft From Coin Operated Machine or Device	0	0
			Theft From Motor Vehicle	2	0
			Theft of Motor Vehicle Parts/Accessories	1	0
			All Other Larceny	5	6
			Motor Vehicle Theft	4	0
			Stolen Property Offenses	1	1
			Crimes Against Society		
			Drug/Narcotic Violations	28	21
			Drug Equipment Violations	1	1
			Betting/Wagering	0	0
			Operating/Promoting/Assisting Gambling	0	0
			Gambling Equipment Violations	0	0
			Sports Tampering	0	0
			Pornography/Obscene Material	0	0
			Prostitution	0	0
			Assisting or Promoting Prostitution	0	0
			Purchasing Prostitution	0	0
			Weapon Law Violations	4	2
			Animal Cruelty	0	0
			Total Group A Offenses	104	46
					1
Offense Overview					
Incident Total	91				
Offense Total	104				
Group A Crimes per 100,000 population	3,313.9				
Arrest Overview					
Total Arrests	63				
Adult Arrests	62				
Juvenile Arrests	1				
Unknown Age	0				
Arrests per 100,000 population	2,294.2				
Group B Arrests					
Offense	Adult	Juvenile			
Bad Checks	0	0			
Curfew/Loitering/Vagrancy Violations	0	0			
Disorderly Conduct	1	0			
Driving Under the Influence	10	0			
Drunkenness	2	0			
Family Offenses (Nonviolent)	1	0			
Liquor Law Violations	0	0			
Peeping Tom	0	0			
Runaway	0	0			
Trespass of Real Property	0	0			
All Other Offenses	2	0			
Total Group B	16	0			

(*) Offenses are counted using the FBI Units of Count for Crime

(**) The 'Arrests' column shows arrests made for incidents during the selected period, regardless of arrest date. Arrest counts for the same period may change over time.

Wise County Sheriff's Office - VA0960000 - NIBRS Agency Crime Overview - 2019

2019 Population Estimate	24,322	Offenses (*)	Arrests (**)		
		Reported	Adult	Juvenile	
Law Enforcement Employees		Group A Offenses			
Sworn Male	48	Crimes Against Persons			
Sworn Female	5	Murder and Nonnegligent Manslaughter	1	1	0
Civilian Male	1	Negligent Manslaughter	0	0	0
Civilian Female	15	Kidnapping/Abduction	11	6	0
Total:	69	Forcible Rape	6	0	0
		Forcible Sodomy	1	0	0
		Sexual Assault With An Object	32	2	0
		Forcible Fondling	1	0	0
Offense Overview		Incest	0	0	0
Incident Total	762	Statutory Rape	0	0	0
Offense Total	947	Aggravated Assault	21	18	0
Group A Crimes per 100,000 population	3,133.0	Simple Assault	186	92	1
		Intimidation	3	1	1
		Human Trafficking, Commercial Sex Acts	0	0	0
		Human Trafficking, Involuntary Servitude	0	0	0
Arrest Overview		Crimes Against Property			
Total Arrests	1,207	Arson	5	1	0
Adult Arrests	1,175	Bribery	0	0	0
Juvenile Arrests	32	Burglary/Breaking & Entering	51	8	0
Unknown Age	0	Counterfeiting/Forgery	5	2	0
Arrests per 100,000 population	4,962.6	Destruction/Damage/Vandalism of Property	116	9	1
		Embezzlement	3	1	0
		Extortion/Blackmail	0	0	0
		False Pretenses/Swindle/Confidence Game	23	2	0
		Credit Card/Automatic Teller Fraud	16	0	0
		Impersonation	2	1	0
		Welfare Fraud	0	0	0
		Wire Fraud	0	0	0
		Identity Theft	2	1	0
		Hacking/Computer Invasion	0	0	0
		Robbery	3	0	0
		Pocket-picking	1	0	0
		Purse-snatching	0	0	0
		Shoplifting	10	5	0
		Theft From Building	5	0	0
		Theft From Coin Operated Machine or Device	0	0	0
		Theft From Motor Vehicle	11	0	0
		Theft of Motor Vehicle Parts/Accessories	1	0	0
		All Other Larceny	138	19	2
		Motor Vehicle Theft	36	1	0
		Stolen Property Offenses	6	4	0
		Crimes Against Society			
		Drug/Narcotic Violations	126	94	1
		Drug Equipment Violations	81	11	0
		Betting/Wagering	0	0	0
		Operating/Promoting/Assisting Gambling	0	0	0
		Gambling Equipment Violations	0	0	0
		Sports Tampering	0	0	0
		Pornography/Obscene Material	5	0	0
		Prostitution	0	0	0
		Assisting or Promoting Prostitution	0	0	0
		Purchasing Prostitution	0	0	0
		Weapon Law Violations	39	11	2
		Animal Cruelty	0	0	0
		Total Group A Offenses	947	290	8
Group B Arrests					
Offense	Adult	Juvenile			
Bad Checks	0	0			
Curfew/Loitering/Vagrancy Violations	0	0			
Disorderly Conduct	8	1			
Driving Under the Influence	38	0			
Drunkenness	102	0			
Family Offenses (Nonviolent)	3	0			
Liquor Law Violations	2	3			
Peeping Tom	0	0			
Runaway	0	0			
Trespass of Real Property	29	0			
All Other Offenses	703	20			
Total Group B	885	24			

(*) Offenses are counted using the FBI Units of Count for Crime

(**) The 'Arrests' column shows arrests made for incidents during the selected period, regardless of arrest date. Arrest counts for the same period may change over time.

Wise Police Department - VA0960600 - NIBRS Agency Crime Overview - 2019

2019 Population Estimate	2,959	Offenses (*)	Arrests (**)	
		Reported	Adult	Juvenile
Law Enforcement Employees		Group A Offenses		
Sworn Male	10	Crimes Against Persons		
Sworn Female	2	Murder and Nonnegligent Manslaughter	0	0
Civilian Male	0	Negligent Manslaughter	0	0
Civilian Female	1	Kidnapping/Abduction	0	0
Total:	13	Forcible Rape	0	0
		Forcible Sodomy	1	0
		Sexual Assault With An Object	0	0
		Forcible Fondling	0	0
		Incest	0	0
Offense Overview		Statutory Rape	1	1
Incident Total	128	Aggravated Assault	2	1
Offense Total	142	Simple Assault	23	14
Group A Crimes per 100,000 population	4,325.8	Intimidation	2	1
		Human Trafficking, Commercial Sex Acts	0	0
		Human Trafficking, Involuntary Servitude	0	0
Arrest Overview		Crimes Against Property		
Total Arrests	70	Arson	0	0
Adult Arrests	70	Bribery	0	0
Juvenile Arrests	0	Burglary/Breaking & Entering	6	0
Unknown Age	0	Counterfeiting/Forgery	7	0
Arrests per 100,000 population	2,365.7	Destruction/Damage/Vandalism of Property	14	0
		Embezzlement	5	1
		Extortion/Blackmail	0	0
		False Pretenses/Swindle/Confidence Game	5	0
		Credit Card/Automatic Teller Fraud	2	0
		Impersonation	0	0
		Welfare Fraud	0	0
		Wire Fraud	0	0
		Identity Theft	1	0
		Hacking/Computer Invasion	0	0
		Robbery	0	0
		Pocket-picking	0	0
		Purse-snatching	0	0
		Shoplifting	4	1
		Theft From Building	7	0
		Theft From Coin Operated Machine or Device	2	0
		Theft From Motor Vehicle	4	0
		Theft of Motor Vehicle Parts/Accessories	0	0
		All Other Larceny	33	2
		Motor Vehicle Theft	5	1
		Stolen Property Offenses	0	0
		Crimes Against Society		
		Drug/Narcotic Violations	14	7
		Drug Equipment Violations	3	2
		Betting/Wagering	0	0
		Operating/Promoting/Assisting Gambling	0	0
		Gambling Equipment Violations	0	0
		Sports Tampering	0	0
		Pornography/Obscene Material	0	0
		Prostitution	0	0
		Assisting or Promoting Prostitution	0	0
		Purchasing Prostitution	0	0
		Weapon Law Violations	1	0
		Animal Cruelty	0	0
		Total Group A Offenses	142	31
				0
Group B Arrests				
Offense	Adult	Juvenile		
Bad Checks	0	0		
Curfew/Loitering/Vagrancy Violations	0	0		
Disorderly Conduct	0	0		
Driving Under the Influence	7	0		
Drunkenness	19	0		
Family Offenses (Nonviolent)	0	0		
Liquor Law Violations	0	0		
Peeping Tom	0	0		
Runaway	0	0		
Trespass of Real Property	3	0		
All Other Offenses	10	0		
Total Group B	39	0		

(*) Offenses are counted using the FBI Units of Count for Crime

(**) The 'Arrests' column shows arrests made for incidents during the selected period, regardless of arrest date. Arrest counts for the same period may change over time.

Woodstock Police Department - VA0850300 - NIBRS Agency Crime Overview - 2019

2019 Population Estimate	5,245	Offenses (*)	Arrests (**)	
		Reported	Adult	Juvenile
Law Enforcement Employees		Group A Offenses		
		Crimes Against Persons		
Sworn Male	17	Murder and Nonnegligent Manslaughter	0	0
Sworn Female	0	Negligent Manslaughter	0	0
Civilian Male	0	Kidnapping/Abduction	0	0
Civilian Female	2	Forcible Rape	4	1
Total:	19	Forcible Sodomy	0	0
		Sexual Assault With An Object	0	0
		Forcible Fondling	8	0
		Incest	0	0
Offense Overview		Statutory Rape	2	1
Incident Total	357	Aggravated Assault	6	2
Offense Total	451	Simple Assault	43	24
Group A Crimes per 100,000 population	6,806.5	Intimidation	0	0
		Human Trafficking, Commercial Sex Acts	0	0
		Human Trafficking, Involuntary Servitude	0	0
Arrest Overview		Crimes Against Property		
Total Arrests	313	Arson	0	0
Adult Arrests	279	Bribery	0	0
Juvenile Arrests	34	Burglary/Breaking & Entering	3	2
Unknown Age	0	Counterfeiting/Forgery	12	2
Arrests per 100,000 population	5,967.6	Destruction/Damage/Vandalism of Property	48	9
		Embezzlement	6	1
		Extortion/Blackmail	1	0
		False Pretenses/Swindle/Confidence Game	14	3
		Credit Card/Automatic Teller Fraud	2	0
		Impersonation	2	1
		Welfare Fraud	0	0
		Wire Fraud	0	0
		Identity Theft	0	0
		Hacking/Computer Invasion	0	0
		Robbery	0	0
		Pocket-picking	0	0
		Purse-snatching	0	0
		Shoplifting	34	24
		Theft From Building	40	10
		Theft From Coin Operated Machine or Device	0	0
		Theft From Motor Vehicle	12	0
		Theft of Motor Vehicle Parts/Accessories	0	0
		All Other Larceny	38	11
		Motor Vehicle Theft	1	0
		Stolen Property Offenses	1	0
		Crimes Against Society		
		Drug/Narcotic Violations	107	102
		Drug Equipment Violations	54	0
		Betting/Wagering	0	0
		Operating/Promoting/Assisting Gambling	0	0
		Gambling Equipment Violations	0	0
		Sports Tampering	0	0
		Pornography/Obscene Material	8	0
		Prostitution	0	0
		Assisting or Promoting Prostitution	0	0
		Purchasing Prostitution	0	0
		Weapon Law Violations	5	2
		Animal Cruelty	0	0
		Total Group A Offenses	451	195
				30
Group B Arrests				
Offense		Adult	Juvenile	
Bad Checks	0	0		
Curfew/Loitering/Vagrancy Violations	0	0		
Disorderly Conduct	7	1		
Driving Under the Influence	7	0		
Drunkenness	42	0		
Family Offenses (Nonviolent)	0	0		
Liquor Law Violations	3	3		
Peeping Tom	0	0		
Runaway	0	0		
Trespass of Real Property	4	0		
All Other Offenses	21	0		
Total Group B	84	4		

(*) Offenses are counted using the FBI Units of Count for Crime

(**) The 'Arrests' column shows arrests made for incidents during the selected period, regardless of arrest date. Arrest counts for the same period may change over time.

Wythe CO Sheriff's Office - VA0970000 - NIBRS Agency Crime Overview - 2019

2019 Population Estimate	19,083	Offenses (*)	Arrests (**)		
		Reported	Adult	Juvenile	
Law Enforcement Employees		Group A Offenses			
Sworn Male	33	Crimes Against Persons			
Sworn Female	2	Murder and Nonnegligent Manslaughter	3	2	0
Civilian Male	1	Negligent Manslaughter	0	0	0
Civilian Female	8	Kidnapping/Abduction	1	0	0
Total:	44	Forcible Rape	3	0	0
		Forcible Sodomy	0	0	0
		Sexual Assault With An Object	12	0	1
		Forcible Fondling	1	0	0
Offense Overview		Incest	0	0	0
Incident Total	628	Statutory Rape	0	0	0
Offense Total	715	Aggravated Assault	6	2	0
Group A Crimes per 100,000 population	3,290.9	Simple Assault	86	34	1
		Intimidation	6	3	0
		Human Trafficking, Commercial Sex Acts	0	0	0
		Human Trafficking, Involuntary Servitude	0	0	0
Arrest Overview		Crimes Against Property			
Total Arrests	401	Arson	3	1	0
Adult Arrests	392	Bribery	0	0	0
Juvenile Arrests	7	Burglary/Breaking & Entering	31	3	0
Unknown Age	2	Counterfeiting/Forgery	10	1	0
Arrests per 100,000 population	2,101.3	Destruction/Damage/Vandalism of Property	44	2	1
		Embezzlement	3	1	0
		Extortion/Blackmail	0	0	0
		False Pretenses/Swindle/Confidence Game	10	1	0
		Credit Card/Automatic Teller Fraud	6	0	0
		Impersonation	10	5	1
		Welfare Fraud	0	0	0
		Wire Fraud	0	0	0
		Identity Theft	0	0	0
		Hacking/Computer Invasion	0	0	0
		Robbery	2	1	0
		Pocket-picking	29	0	0
		Purse-snatching	4	1	0
		Shoplifting	14	7	0
		Theft From Building	22	1	2
		Theft From Coin Operated Machine or Device	0	0	0
		Theft From Motor Vehicle	19	0	0
		Theft of Motor Vehicle Parts/Accessories	2	0	0
		All Other Larceny	54	10	0
		Motor Vehicle Theft	23	0	0
		Stolen Property Offenses	8	6	0
		Crimes Against Society			
		Drug/Narcotic Violations	260	136	0
		Drug Equipment Violations	5	0	0
		Betting/Wagering	0	0	0
		Operating/Promoting/Assisting Gambling	0	0	0
		Gambling Equipment Violations	0	0	0
		Sports Tampering	0	0	0
		Pornography/Obscene Material	12	0	0
		Prostitution	0	0	0
		Assisting or Promoting Prostitution	0	0	0
		Purchasing Prostitution	0	0	0
		Weapon Law Violations	26	6	0
		Animal Cruelty	0	0	0
		Total Group A Offenses	715	223	6
Group B Arrests					
Offense	Adult	Juvenile			
Bad Checks	0	0			
Curfew/Loitering/Vagrancy Violations	0	0			
Disorderly Conduct	6	0			
Driving Under the Influence	47	1			
Drunkenness	69	0			
Family Offenses (Nonviolent)	3	0			
Liquor Law Violations	0	0			
Peeping Tom	0	0			
Runaway	0	0			
Trespass of Real Property	4	0			
All Other Offenses	40	0			
Total Group B	169	1			

(*) Offenses are counted using the FBI Units of Count for Crime

(**) The 'Arrests' column shows arrests made for incidents during the selected period, regardless of arrest date. Arrest counts for the same period may change over time.

Wytheville Police Department - VA0970100 - NIBRS Agency Crime Overview - 2019

2019 Population Estimate		7,941	Offenses (*)	Arrests (**)	
Law Enforcement Employees			Reported	Adult	Juvenile
Group A Offenses					
Crimes Against Persons					
Sworn Male	23	Murder and Nonnegligent Manslaughter	0	0	0
Sworn Female	2	Negligent Manslaughter	0	0	0
Civilian Male	1	Kidnapping/Abduction	3	0	0
Civilian Female	2	Forcible Rape	1	0	0
Total:	28	Forcible Sodomy	0	0	0
		Sexual Assault With An Object	4	0	0
		Forcible Fondling	0	1	0
		Incest	0	0	0
Offense Overview		Statutory Rape	0	0	0
Incident Total	386	Aggravated Assault	0	0	0
Offense Total	420	Simple Assault	44	28	2
Group A Crimes per 100,000 population	4,860.8	Intimidation	1	1	0
		Human Trafficking, Commercial Sex Acts	0	0	0
		Human Trafficking, Involuntary Servitude	0	0	0
Arrest Overview		Crimes Against Property			
Total Arrests	306	Arson	1	0	0
Adult Arrests	304	Bribery	0	0	0
Juvenile Arrests	2	Burglary/Breaking & Entering	22	6	0
Unknown Age	0	Counterfeiting/Forgery	11	2	0
Arrests per 100,000 population	3,853.4	Destruction/Damage/Vandalism of Property	36	3	0
		Embezzlement	2	1	0
		Extortion/Blackmail	0	0	0
		False Pretenses/Swindle/Confidence Game	8	0	0
		Credit Card/Automatic Teller Fraud	14	4	0
		Impersonation	2	0	0
		Welfare Fraud	0	0	0
		Wire Fraud	0	0	0
		Identity Theft	0	0	0
		Hacking/Computer Invasion	0	0	0
		Robbery	1	0	0
		Pocket-picking	7	3	0
		Purse-snatching	4	0	0
		Shoplifting	58	28	0
		Theft From Building	22	1	0
		Theft From Coin Operated Machine or Device	0	0	0
		Theft From Motor Vehicle	26	1	0
		Theft of Motor Vehicle Parts/Accessories	7	0	0
		All Other Larceny	45	6	0
		Motor Vehicle Theft	6	0	0
		Stolen Property Offenses	4	1	0
		Crimes Against Society			
		Drug/Narcotic Violations	82	34	0
		Drug Equipment Violations	0	0	0
		Betting/Wagering	0	0	0
		Operating/Promoting/Assisting Gambling	0	0	0
		Gambling Equipment Violations	0	0	0
		Sports Tampering	0	0	0
		Pornography/Obscene Material	3	2	0
		Prostitution	0	0	0
		Assisting or Promoting Prostitution	0	0	0
		Purchasing Prostitution	0	0	0
		Weapon Law Violations	6	0	0
		Animal Cruelty	0	0	0
		Total Group A Offenses	420	122	2
Group B Arrests					
Offense	Adult	Juvenile			
Bad Checks	0	0			
Curfew/Loitering/Vagrancy Violations	0	0			
Disorderly Conduct	7	0			
Driving Under the Influence	12	0			
Drunkenness	67	0			
Family Offenses (Nonviolent)	1	0			
Liquor Law Violations	1	0			
Peeping Tom	0	0			
Runaway	0	0			
Trespass of Real Property	9	0			
All Other Offenses	85	0			
Total Group B	182	0			

(*) Offenses are counted using the FBI Units of Count for Crime

(**) The 'Arrests' column shows arrests made for incidents during the selected period, regardless of arrest date. Arrest counts for the same period may change over time.

York - Poquoson Sheriff's Office - VA0980000 - NIBRS Agency Crime Overview - 2019

2019 Population Estimate		69,407	Offenses (*)	Arrests (**)	
Law Enforcement Employees			Reported	Adult	Juvenile
Group A Offenses					
Crimes Against Persons					
Sworn Male	62	Murder and Nonnegligent Manslaughter	0	0	0
Sworn Female	12	Negligent Manslaughter	0	0	0
Civilian Male	0	Kidnapping/Abduction	15	12	1
Civilian Female	8	Forcible Rape	13	1	0
Total:	82	Forcible Sodomy	4	0	0
		Sexual Assault With An Object	3	1	1
		Forcible Fondling	39	4	2
		Incest	0	0	0
Offense Overview		Statutory Rape	0	0	0
Incident Total	2,365	Aggravated Assault	51	17	0
Offense Total	2,606	Simple Assault	434	133	40
Group A Crimes per 100,000 population	3,407.4	Intimidation	59	7	2
		Human Trafficking, Commercial Sex Acts	0	0	0
		Human Trafficking, Involuntary Servitude	0	0	0
Arrest Overview		Crimes Against Property			
Total Arrests	1,558	Arson	5	1	0
Adult Arrests	1,390	Bribery	0	0	0
Juvenile Arrests	168	Burglary/Breaking & Entering	52	6	0
Unknown Age	0	Counterfeiting/Forgery	21	3	0
Arrests per 100,000 population	2,244.7	Destruction/Damage/Vandalism of Property	377	53	23
		Embezzlement	35	14	0
		Extortion/Blackmail	3	1	0
		False Pretenses/Swindle/Confidence Game	150	13	0
		Credit Card/Automatic Teller Fraud	87	4	0
		Impersonation	12	3	0
		Welfare Fraud	0	0	0
		Wire Fraud	8	0	0
		Identity Theft	10	0	0
		Hacking/Computer Invasion	2	0	0
		Robbery	7	3	0
		Pocket-picking	0	0	0
		Purse-snatching	1	0	0
		Shoplifting	237	123	1
		Theft From Building	46	0	0
		Theft From Coin Operated Machine or Device	0	0	0
		Theft From Motor Vehicle	190	0	0
		Theft of Motor Vehicle Parts/Accessories	35	0	0
		All Other Larceny	291	157	18
		Motor Vehicle Theft	32	0	0
		Stolen Property Offenses	15	6	0
		Crimes Against Society			
		Drug/Narcotic Violations	279	226	30
		Drug Equipment Violations	20	2	0
		Betting/Wagering	0	0	0
		Operating/Promoting/Assisting Gambling	0	0	0
		Gambling Equipment Violations	0	0	0
		Sports Tampering	0	0	0
		Pornography/Obscene Material	16	0	0
		Prostitution	1	0	0
		Assisting or Promoting Prostitution	0	0	0
		Purchasing Prostitution	0	0	0
		Weapon Law Violations	52	15	2
		Animal Cruelty	4	2	0
		Total Group A Offenses	2,606	807	120
Group B Arrests					
Offense	Adult	Juvenile			
Bad Checks	2	0			
Curfew/Loitering/Vagrancy Violations	0	3			
Disorderly Conduct	6	5			
Driving Under the Influence	133	0			
Drunkenness	95	0			
Family Offenses (Nonviolent)	11	1			
Liquor Law Violations	19	9			
Peeping Tom	0	0			
Runaway	0	0			
Trespass of Real Property	14	7			
All Other Offenses	303	23			
Total Group B	583	48			

(*) Offenses are counted using the FBI Units of Count for Crime

(**) The 'Arrests' column shows arrests made for incidents during the selected period, regardless of arrest date. Arrest counts for the same period may change over time.

Alcoholic Beverage Control Authority - VA0430300 - NIBRS Agency Crime Overview - 2019

2019 Population Estimate	N/A	Offenses (*)			Arrests (**)	
		Group A Offenses	Reported	Adult	Juvenile	
Law Enforcement Employees		Crimes Against Persons				
Sworn Male	79	Murder and Nonnegligent Manslaughter	0	0	0	0
Sworn Female	20	Negligent Manslaughter	0	0	0	0
Civilian Male	24	Kidnapping/Abduction	0	0	0	0
Civilian Female	42	Forcible Rape	0	0	0	0
Total:	165	Forcible Sodomy	0	0	0	0
		Sexual Assault With An Object	0	0	0	0
		Forcible Fondling	0	0	0	0
Offense Overview		Incest	0	0	0	0
Incident Total	33	Statutory Rape	0	0	0	0
Offense Total	38	Aggravated Assault	0	0	0	0
Group A Crimes per 100,000 population	N/A	Simple Assault	0	0	0	0
		Intimidation	0	0	0	0
		Human Trafficking, Commercial Sex Acts	0	0	0	0
		Human Trafficking, Involuntary Servitude	0	0	0	0
Arrest Overview		Crimes Against Property				
Total Arrests	443	Arson	0	0	0	0
Adult Arrests	437	Bribery	0	0	0	0
Juvenile Arrests	6	Burglary/Breaking & Entering	1	0	0	0
Unknown Age	0	Counterfeiting/Forgery	5	0	0	0
Arrests per 100,000 population	N/A	Destruction/Damage/Vandalism of Property	0	0	0	0
		Embezzlement	5	0	0	0
		Extortion/Blackmail	0	0	0	0
		False Pretenses/Swindle/Confidence Game	0	0	0	0
		Credit Card/Automatic Teller Fraud	2	0	0	0
		Impersonation	0	0	0	0
		Welfare Fraud	0	0	0	0
		Wire Fraud	0	0	0	0
		Identity Theft	0	0	0	0
		Hacking/Computer Invasion	0	0	0	0
		Robbery	0	0	0	0
		Pocket-picking	0	0	0	0
		Purse-snatching	0	0	0	0
		Shoplifting	9	0	0	0
		Theft From Building	0	0	0	0
		Theft From Coin Operated Machine or Device	0	0	0	0
		Theft From Motor Vehicle	0	0	0	0
		Theft of Motor Vehicle Parts/Accessories	0	0	0	0
		All Other Larceny	14	0	0	0
		Motor Vehicle Theft	0	0	0	0
		Stolen Property Offenses	0	0	0	0
		Crimes Against Society				
		Drug/Narcotic Violations	1	0	0	0
		Drug Equipment Violations	0	0	0	0
		Betting/Wagering	0	0	0	0
		Operating/Promoting/Assisting Gambling	0	0	0	0
		Gambling Equipment Violations	0	0	0	0
		Sports Tampering	0	0	0	0
		Pornography/Obscene Material	0	0	0	0
		Prostitution	0	0	0	0
		Assisting or Promoting Prostitution	0	0	0	0
		Purchasing Prostitution	0	0	0	0
		Weapon Law Violations	1	0	0	0
		Animal Cruelty	0	0	0	0
		Total Group A Offenses	38	0	0	0

Group B Arrests	Adult	Juvenile
Bad Checks	0	0
Curfew/Loitering/Vagrancy Violations	0	0
Disorderly Conduct	0	0
Driving Under the Influence	0	0
Drunkenness	0	0
Family Offenses (Nonviolent)	0	0
Liquor Law Violations	349	6
Peeping Tom	0	0
Runaway	0	0
Trespass of Real Property	0	0
All Other Offenses	88	0
Total Group B	437	6

(*) Offenses are counted using the FBI Units of Count for Crime

(**) The 'Arrests' column shows arrests made for incidents during the selected period, regardless of arrest date. Arrest counts for the same period may change over time.

Capitol Police - VA1220300 - NIBRS Agency Crime Overview - 2019

2019 Population Estimate	N/A	Offenses (*)		Arrests (**)	
		Group A Offenses	Reported	Adult	Juvenile
Law Enforcement Employees		Crimes Against Persons			
Sworn Male	71	Murder and Nonnegligent Manslaughter	0	0	0
Sworn Female	6	Negligent Manslaughter	0	0	0
Civilian Male	1	Kidnapping/Abduction	0	0	0
Civilian Female	13	Forcible Rape	0	0	0
Total:	91	Forcible Sodomy	0	0	0
		Sexual Assault With An Object	0	0	0
		Forcible Fondling	0	0	0
Offense Overview		Incest	0	0	0
Incident Total	72	Statutory Rape	0	0	0
Offense Total	77	Aggravated Assault	0	0	0
Group A Crimes per 100,000 population	N/A	Simple Assault	1	0	0
		Intimidation	23	0	0
		Human Trafficking, Commercial Sex Acts	0	0	0
		Human Trafficking, Involuntary Servitude	0	0	0
Arrest Overview		Crimes Against Property			
Total Arrests	46	Arson	0	0	0
Adult Arrests	46	Bribery	0	0	0
Juvenile Arrests	0	Burglary/Breaking & Entering	0	0	0
Unknown Age	0	Counterfeiting/Forgery	2	0	0
Arrests per 100,000 population	N/A	Destruction/Damage/Vandalism of Property	11	0	0
		Embezzlement	1	0	0
		Extortion/Blackmail	0	0	0
		False Pretenses/Swindle/Confidence Game	4	1	0
		Credit Card/Automatic Teller Fraud	0	0	0
		Impersonation	4	3	0
		Welfare Fraud	0	0	0
		Wire Fraud	0	0	0
		Identity Theft	0	0	0
		Hacking/Computer Invasion	0	0	0
		Robbery	0	0	0
		Pocket-picking	0	0	0
		Purse-snatching	0	0	0
		Shoplifting	1	1	0
		Theft From Building	10	2	0
		Theft From Coin Operated Machine or Device	0	0	0
		Theft From Motor Vehicle	0	0	0
		Theft of Motor Vehicle Parts/Accessories	0	0	0
		All Other Larceny	11	1	0
		Motor Vehicle Theft	0	0	0
		Stolen Property Offenses	1	0	0
		Crimes Against Society			
		Drug/Narcotic Violations	8	6	0
		Drug Equipment Violations	0	0	0
		Betting/Wagering	0	0	0
		Operating/Promoting/Assisting Gambling	0	0	0
		Gambling Equipment Violations	0	0	0
		Sports Tampering	0	0	0
		Pornography/Obscene Material	0	0	0
		Prostitution	0	0	0
		Assisting or Promoting Prostitution	0	0	0
		Purchasing Prostitution	0	0	0
		Weapon Law Violations	0	0	0
		Animal Cruelty	0	0	0
		Total Group A Offenses	77	14	0
Group B Arrests					
Offense	Adult	Juvenile			
Bad Checks	0	0			
Curfew/Loitering/Vagrancy Violations	0	0			
Disorderly Conduct	1	0			
Driving Under the Influence	16	0			
Drunkenness	6	0			
Family Offenses (Nonviolent)	0	0			
Liquor Law Violations	1	0			
Peeping Tom	0	0			
Runaway	0	0			
Trespass of Real Property	2	0			
All Other Offenses	6	0			
Total Group B	32	0			

(*) Offenses are counted using the FBI Units of Count for Crime

(**) The 'Arrests' column shows arrests made for incidents during the selected period, regardless of arrest date. Arrest counts for the same period may change over time.

Department Of Conservation And Recreation Law Enfo - VA1221000 - NIBRS Agency Crime Overview - 2019

2019 Population Estimate	N/A	Offenses (*)			Arrests (**)	
		Group A Offenses	Reported	Adult	Juvenile	
Law Enforcement Employees		Crimes Against Persons				
Sworn Male	90	Murder and Nonnegligent Manslaughter	0	0	0	0
Sworn Female	12	Negligent Manslaughter	0	0	0	0
Civilian Male	102	Kidnapping/Abduction	0	0	0	0
Civilian Female	78	Forcible Rape	1	0	0	0
Total:	282	Forcible Sodomy	0	0	0	0
		Sexual Assault With An Object	0	0	0	0
		Forcible Fondling	1	0	0	0
Offense Overview		Incest	0	0	0	0
Incident Total	112	Statutory Rape	1	0	0	0
Offense Total	117	Aggravated Assault	0	0	0	0
Group A Crimes per 100,000 population	N/A	Simple Assault	12	1	0	0
		Intimidation	1	1	0	0
		Human Trafficking, Commercial Sex Acts	0	0	0	0
		Human Trafficking, Involuntary Servitude	0	0	0	0
Arrest Overview		Crimes Against Property				
Total Arrests	399	Arson	0	0	0	0
Adult Arrests	398	Bribery	0	0	0	0
Juvenile Arrests	1	Burglary/Breaking & Entering	2	0	0	0
Unknown Age	0	Counterfeiting/Forgery	5	2	0	0
Arrests per 100,000 population	N/A	Destruction/Damage/Vandalism of Property	10	1	0	0
		Embezzlement	1	0	0	0
		Extortion/Blackmail	0	0	0	0
		False Pretenses/Swindle/Confidence Game	3	1	0	0
		Credit Card/Automatic Teller Fraud	0	0	0	0
		Impersonation	0	0	0	0
		Welfare Fraud	0	0	0	0
		Wire Fraud	0	0	0	0
		Identity Theft	0	0	0	0
		Hacking/Computer Invasion	0	0	0	0
		Robbery	0	0	0	0
		Pocket-picking	4	0	0	0
		Purse-snatching	0	0	0	0
		Shoplifting	2	0	0	0
		Theft From Building	0	0	0	0
		Theft From Coin Operated Machine or Device	1	0	0	0
		Theft From Motor Vehicle	4	0	0	0
		Theft of Motor Vehicle Parts/Accessories	0	0	0	0
		All Other Larceny	28	0	0	0
		Motor Vehicle Theft	0	0	0	0
		Stolen Property Offenses	0	0	0	0
		Crimes Against Society				
		Drug/Narcotic Violations	39	26	0	0
		Drug Equipment Violations	2	1	0	0
		Betting/Wagering	0	0	0	0
		Operating/Promoting/Assisting Gambling	0	0	0	0
		Gambling Equipment Violations	0	0	0	0
		Sports Tampering	0	0	0	0
		Pornography/Obscene Material	0	0	0	0
		Prostitution	0	0	0	0
		Assisting or Promoting Prostitution	0	0	0	0
		Purchasing Prostitution	0	0	0	0
		Weapon Law Violations	0	0	0	0
		Animal Cruelty	0	0	0	0
		Total Group A Offenses	117	33	0	0
Group B Arrests						
Offense	Adult	Juvenile				
Bad Checks	0	0				
Curfew/Loitering/Vagrancy Violations	0	0				
Disorderly Conduct	0	0				
Driving Under the Influence	8	0				
Drunkenness	13	0				
Family Offenses (Nonviolent)	0	0				
Liquor Law Violations	34	0				
Peeping Tom	0	0				
Runaway	0	0				
Trespass of Real Property	4	0				
All Other Offenses	306	1				
Total Group B	365	1				

(*) Offenses are counted using the FBI Units of Count for Crime

(**) The 'Arrests' column shows arrests made for incidents during the selected period, regardless of arrest date. Arrest counts for the same period may change over time.

Department Of Game And Inland Fisheries - VA1220500 - NIBRS Agency Crime Overview - 2019

2019 Population Estimate	N/A	Offenses (*)		Arrests (**)	
		Group A Offenses	Reported	Adult	Juvenile
Law Enforcement Employees		Crimes Against Persons			
Sworn Male	154	Murder and Nonnegligent Manslaughter	0	0	0
Sworn Female	9	Negligent Manslaughter	0	0	0
Civilian Male	5	Kidnapping/Abduction	0	0	0
Civilian Female	13	Forcible Rape	0	0	0
Total:	181	Forcible Sodomy	0	0	0
		Sexual Assault With An Object	0	0	0
		Forcible Fondling	0	0	0
Offense Overview		Incest	0	0	0
Incident Total	549	Statutory Rape	0	0	0
Offense Total	604	Aggravated Assault	5	3	0
Group A Crimes per 100,000 population	N/A	Simple Assault	2	2	0
		Intimidation	1	0	0
		Human Trafficking, Commercial Sex Acts	0	0	0
		Human Trafficking, Involuntary Servitude	0	0	0
Arrest Overview		Crimes Against Property			
Total Arrests	6,410	Arson	0	0	0
Adult Arrests	6,308	Bribery	0	0	0
Juvenile Arrests	102	Burglary/Breaking & Entering	0	0	0
Unknown Age	0	Counterfeiting/Forgery	7	4	1
Arrests per 100,000 population	N/A	Destruction/Damage/Vandalism of Property	29	15	2
		Embezzlement	0	0	0
		Extortion/Blackmail	0	0	0
		False Pretenses/Swindle/Confidence Game	38	30	1
		Credit Card/Automatic Teller Fraud	0	0	0
		Impersonation	11	6	0
		Welfare Fraud	0	0	0
		Wire Fraud	0	0	0
		Identity Theft	0	0	0
		Hacking/Computer Invasion	0	0	0
		Robbery	0	0	0
		Pocket-picking	0	0	0
		Purse-snatching	0	0	0
		Shoplifting	0	0	0
		Theft From Building	0	0	0
		Theft From Coin Operated Machine or Device	0	0	0
		Theft From Motor Vehicle	0	0	0
		Theft of Motor Vehicle Parts/Accessories	0	0	0
		All Other Larceny	36	18	0
		Motor Vehicle Theft	2	1	0
		Stolen Property Offenses	6	7	0
		Crimes Against Society			
		Drug/Narcotic Violations	175	159	5
		Drug Equipment Violations	7	3	0
		Betting/Wagering	0	0	0
		Operating/Promoting/Assisting Gambling	0	0	0
		Gambling Equipment Violations	0	0	0
		Sports Tampering	0	0	0
		Pornography/Obscene Material	0	0	0
		Prostitution	0	0	0
		Assisting or Promoting Prostitution	0	0	0
		Purchasing Prostitution	0	0	0
		Weapon Law Violations	285	228	6
		Animal Cruelty	0	0	0
		Total Group A Offenses	604	476	15
Group B Arrests					
Offense	Adult	Juvenile			
Bad Checks	0	0			
Curfew/Loitering/Vagrancy Violations	0	0			
Disorderly Conduct	0	0			
Driving Under the Influence	72	0			
Drunkenness	10	0			
Family Offenses (Nonviolent)	0	0			
Liquor Law Violations	95	8			
Peeping Tom	0	0			
Runaway	0	0			
Trespass of Real Property	427	11			
All Other Offenses	5,228	68			
Total Group B	5,832	87			

(*) Offenses are counted using the FBI Units of Count for Crime

(**) The 'Arrests' column shows arrests made for incidents during the selected period, regardless of arrest date. Arrest counts for the same period may change over time.

Department Of Motor Vehicles Law Enforcement - VADMRH00 - NIBRS Agency Crime Overview - 2019

2019 Population Estimate	N/A	Offenses (*)			Arrests (**)	
		Group A Offenses	Reported	Adult	Juvenile	
Law Enforcement Employees		Crimes Against Persons				
Sworn Male	65	Murder and Nonnegligent Manslaughter	0	0	0	0
Sworn Female	9	Negligent Manslaughter	0	0	0	0
Civilian Male	0	Kidnapping/Abduction	0	0	0	0
Civilian Female	14	Forcible Rape	0	0	0	0
Total:	88	Forcible Sodomy	0	0	0	0
		Sexual Assault With An Object	0	0	0	0
		Forcible Fondling	0	0	0	0
Offense Overview		Incest	0	0	0	0
Incident Total	645	Statutory Rape	0	0	0	0
Offense Total	767	Aggravated Assault	0	0	0	0
Group A Crimes per 100,000 population	N/A	Simple Assault	7	1	0	0
		Intimidation	0	0	0	0
		Human Trafficking, Commercial Sex Acts	0	0	0	0
		Human Trafficking, Involuntary Servitude	0	0	0	0
Arrest Overview		Crimes Against Property				
Total Arrests	260	Arson	1	0	0	0
Adult Arrests	260	Bribery	1	1	0	0
Juvenile Arrests	0	Burglary/Breaking & Entering	0	0	0	0
Unknown Age	0	Counterfeiting/Forgery	391	47	0	0
Arrests per 100,000 population	N/A	Destruction/Damage/Vandalism of Property	8	3	0	0
		Embezzlement	41	3	0	0
		Extortion/Blackmail	0	0	0	0
		False Pretenses/Swindle/Confidence Game	221	21	0	0
		Credit Card/Automatic Teller Fraud	0	0	0	0
		Impersonation	3	1	0	0
		Welfare Fraud	0	0	0	0
		Wire Fraud	0	0	0	0
		Identity Theft	0	0	0	0
		Hacking/Computer Invasion	0	0	0	0
		Robbery	0	0	0	0
		Pocket-picking	0	0	0	0
		Purse-snatching	0	0	0	0
		Shoplifting	0	0	0	0
		Theft From Building	0	0	0	0
		Theft From Coin Operated Machine or Device	0	0	0	0
		Theft From Motor Vehicle	0	0	0	0
		Theft of Motor Vehicle Parts/Accessories	0	0	0	0
		All Other Larceny	10	0	0	0
		Motor Vehicle Theft	42	0	0	0
		Stolen Property Offenses	37	0	0	0
		Crimes Against Society				
		Drug/Narcotic Violations	3	1	0	0
		Drug Equipment Violations	0	0	0	0
		Betting/Wagering	0	0	0	0
		Operating/Promoting/Assisting Gambling	0	0	0	0
		Gambling Equipment Violations	0	0	0	0
		Sports Tampering	0	0	0	0
		Pornography/Obscene Material	1	0	0	0
		Prostitution	0	0	0	0
		Assisting or Promoting Prostitution	0	0	0	0
		Purchasing Prostitution	0	0	0	0
		Weapon Law Violations	1	0	0	0
		Animal Cruelty	0	0	0	0
		Total Group A Offenses	767	78	0	0
Group B Arrests						
Offense	Adult	Juvenile				
Bad Checks	3	0				
Curfew/Loitering/Vagrancy Violations	0	0				
Disorderly Conduct	4	0				
Driving Under the Influence	1	0				
Drunkenness	0	0				
Family Offenses (Nonviolent)	0	0				
Liquor Law Violations	0	0				
Peeping Tom	0	0				
Runaway	0	0				
Trespass of Real Property	0	0				
All Other Offenses	174	0				
Total Group B	182	0				

(*) Offenses are counted using the FBI Units of Count for Crime

(**) The 'Arrests' column shows arrests made for incidents during the selected period, regardless of arrest date. Arrest counts for the same period may change over time.

Metropolitan Washington Airports Authority Police - VAMWA0000 - NIBRS Agency Crime Overview - 2019

2019 Population Estimate	N/A	Offenses (*)			Arrests (**)	
		Group A Offenses	Reported	Adult	Juvenile	
Law Enforcement Employees		Crimes Against Persons				
Sworn Male	154	Murder and Nonnegligent Manslaughter	0	0	0	0
Sworn Female	54	Negligent Manslaughter	0	0	0	0
Civilian Male	6	Kidnapping/Abduction	0	0	0	0
Civilian Female	7	Forcible Rape	0	0	0	0
Total:	221	Forcible Sodomy	0	0	0	0
		Sexual Assault With An Object	0	0	0	0
		Forcible Fondling	0	0	0	0
Offense Overview		Incest	0	0	0	0
Incident Total	1,261	Statutory Rape	0	0	0	0
Offense Total	1,274	Aggravated Assault	2	2	0	0
Group A Crimes per 100,000 population	N/A	Simple Assault	22	4	0	0
		Intimidation	2	1	0	0
		Human Trafficking, Commercial Sex Acts	0	0	0	0
		Human Trafficking, Involuntary Servitude	0	0	0	0
Arrest Overview		Crimes Against Property				
Total Arrests	579	Arson	0	0	0	0
Adult Arrests	573	Bribery	0	0	0	0
Juvenile Arrests	2	Burglary/Breaking & Entering	0	0	0	0
Unknown Age	4	Counterfeiting/Forgery	25	8	0	0
Arrests per 100,000 population	N/A	Destruction/Damage/Vandalism of Property	35	4	0	0
		Embezzlement	3	1	0	0
		Extortion/Blackmail	0	0	0	0
		False Pretenses/Swindle/Confidence Game	99	4	0	0
		Credit Card/Automatic Teller Fraud	4	0	0	0
		Impersonation	4	0	0	0
		Welfare Fraud	0	0	0	0
		Wire Fraud	0	0	0	0
		Identity Theft	0	0	0	0
		Hacking/Computer Invasion	0	0	0	0
		Robbery	0	0	0	0
		Pocket-picking	0	0	0	0
		Purse-snatching	0	0	0	0
		Shoplifting	4	0	0	0
		Theft From Building	0	0	0	0
		Theft From Coin Operated Machine or Device	0	0	0	0
		Theft From Motor Vehicle	21	0	0	0
		Theft of Motor Vehicle Parts/Accessories	0	0	0	0
		All Other Larceny	255	13	1	1
		Motor Vehicle Theft	40	9	0	0
		Stolen Property Offenses	2	1	0	0
		Crimes Against Society				
		Drug/Narcotic Violations	139	134	0	0
		Drug Equipment Violations	4	3	0	0
		Betting/Wagering	0	0	0	0
		Operating/Promoting/Assisting Gambling	0	0	0	0
		Gambling Equipment Violations	0	0	0	0
		Sports Tampering	0	0	0	0
		Pornography/Obscene Material	0	0	0	0
		Prostitution	0	0	0	0
		Assisting or Promoting Prostitution	10	4	0	0
		Purchasing Prostitution	0	0	0	0
		Weapon Law Violations	603	59	0	0
		Animal Cruelty	0	0	0	0
		Total Group A Offenses	1,274	247	1	1
Group B Arrests						
Offense	Adult	Juvenile				
Bad Checks	0	0				
Curfew/Loitering/Vagrancy Violations	0	0				
Disorderly Conduct	14	0				
Driving Under the Influence	71	0				
Drunkenness	128	0				
Family Offenses (Nonviolent)	0	0				
Liquor Law Violations	5	0				
Peeping Tom	0	0				
Runaway	0	0				
Trespass of Real Property	20	0				
All Other Offenses	88	1				
Total Group B	326	1				

(*) Offenses are counted using the FBI Units of Count for Crime

(**) The 'Arrests' column shows arrests made for incidents during the selected period, regardless of arrest date. Arrest counts for the same period may change over time.

Norfolk Airport Authority Police Department - VA1300900 - NIBRS Agency Crime Overview - 2019

2019 Population Estimate	N/A		Offenses (*)	Arrests (**)	
			Reported	Adult	Juvenile
Law Enforcement Employees		Group A Offenses			
Sworn Male	31	Crimes Against Persons			
Sworn Female	5	Murder and Nonnegligent Manslaughter	0	0	0
Civilian Male	2	Negligent Manslaughter	0	0	0
Civilian Female	6	Kidnapping/Abduction	0	0	0
Total:	44	Forcible Rape	0	0	0
		Forcible Sodomy	0	0	0
		Sexual Assault With An Object	0	0	0
		Forcible Fondling	1	0	0
Offense Overview		Incest	0	0	0
Incident Total	110	Statutory Rape	0	0	0
Offense Total	112	Aggravated Assault	1	0	0
Group A Crimes per 100,000 population	N/A	Simple Assault	6	0	0
		Intimidation	2	0	0
		Human Trafficking, Commercial Sex Acts	0	0	0
		Human Trafficking, Involuntary Servitude	0	0	0
Arrest Overview		Crimes Against Property			
Total Arrests	34	Arson	0	0	0
Adult Arrests	34	Bribery	0	0	0
Juvenile Arrests	0	Burglary/Breaking & Entering	0	0	0
Unknown Age	0	Counterfeiting/Forgery	3	0	0
Arrests per 100,000 population	N/A	Destruction/Damage/Vandalism of Property	2	0	0
		Embezzlement	2	0	0
		Extortion/Blackmail	0	0	0
		False Pretenses/Swindle/Confidence Game	2	0	0
		Credit Card/Automatic Teller Fraud	0	0	0
		Impersonation	0	0	0
		Welfare Fraud	0	0	0
		Wire Fraud	0	0	0
		Identity Theft	0	0	0
		Hacking/Computer Invasion	0	0	0
		Robbery	0	0	0
		Pocket-picking	0	0	0
		Purse-snatching	0	0	0
		Shoplifting	0	0	0
		Theft From Building	12	0	0
		Theft From Coin Operated Machine or Device	0	0	0
		Theft From Motor Vehicle	5	0	0
		Theft of Motor Vehicle Parts/Accessories	3	0	0
		All Other Larceny	48	0	0
		Motor Vehicle Theft	9	0	0
		Stolen Property Offenses	1	1	0
		Crimes Against Society			
		Drug/Narcotic Violations	3	2	0
		Drug Equipment Violations	1	0	0
		Betting/Wagering	0	0	0
		Operating/Promoting/Assisting Gambling	0	0	0
		Gambling Equipment Violations	0	0	0
		Sports Tampering	0	0	0
		Pornography/Obscene Material	0	0	0
		Prostitution	0	0	0
		Assisting or Promoting Prostitution	0	0	0
		Purchasing Prostitution	0	0	0
		Weapon Law Violations	11	12	0
		Animal Cruelty	0	0	0
		Total Group A Offenses	112	15	0
Group B Arrests					
Offense	Adult	Juvenile			
Bad Checks	0	0			
Curfew/Loitering/Vagrancy Violations	0	0			
Disorderly Conduct	2	0			
Driving Under the Influence	4	0			
Drunkenness	7	0			
Family Offenses (Nonviolent)	0	0			
Liquor Law Violations	0	0			
Peeping Tom	0	0			
Runaway	0	0			
Trespass of Real Property	5	0			
All Other Offenses	1	0			
Total Group B	19	0			

(*) Offenses are counted using the FBI Units of Count for Crime

(**) The 'Arrests' column shows arrests made for incidents during the selected period, regardless of arrest date. Arrest counts for the same period may change over time.

Richmond International Airport Police - VA1220400 - NIBRS Agency Crime Overview - 2019

2019 Population Estimate	N/A	Offenses (*)		Arrests (**)	
		Group A Offenses	Reported	Adult	Juvenile
Law Enforcement Employees		Crimes Against Persons			
Sworn Male	28	Murder and Nonnegligent Manslaughter	0	0	0
Sworn Female	2	Negligent Manslaughter	0	0	0
Civilian Male	2	Kidnapping/Abduction	0	0	0
Civilian Female	7	Forcible Rape	0	0	0
Total:	39	Forcible Sodomy	0	0	0
		Sexual Assault With An Object	0	0	0
		Forcible Fondling	1	0	0
Offense Overview		Incest	0	0	0
Incident Total	133	Statutory Rape	0	0	0
Offense Total	139	Aggravated Assault	0	0	0
Group A Crimes per 100,000 population	N/A	Simple Assault	14	2	0
		Intimidation	0	0	0
		Human Trafficking, Commercial Sex Acts	0	0	0
		Human Trafficking, Involuntary Servitude	0	0	0
Arrest Overview		Crimes Against Property			
Total Arrests	87	Arson	0	0	0
Adult Arrests	86	Bribery	0	0	0
Juvenile Arrests	1	Burglary/Breaking & Entering	0	0	0
Unknown Age	0	Counterfeiting/Forgery	2	3	0
Arrests per 100,000 population	N/A	Destruction/Damage/Vandalism of Property	8	0	0
		Embezzlement	0	0	0
		Extortion/Blackmail	0	0	0
		False Pretenses/Swindle/Confidence Game	35	1	0
		Credit Card/Automatic Teller Fraud	4	3	0
		Impersonation	0	0	0
		Welfare Fraud	0	0	0
		Wire Fraud	0	0	0
		Identity Theft	0	0	0
		Hacking/Computer Invasion	0	0	0
		Robbery	0	0	0
		Pocket-picking	0	0	0
		Purse-snatching	0	0	0
		Shoplifting	0	0	0
		Theft From Building	0	0	0
		Theft From Coin Operated Machine or Device	0	0	0
		Theft From Motor Vehicle	2	0	0
		Theft of Motor Vehicle Parts/Accessories	2	0	0
		All Other Larceny	24	2	0
		Motor Vehicle Theft	4	0	0
		Stolen Property Offenses	1	0	0
		Crimes Against Society			
		Drug/Narcotic Violations	28	26	0
		Drug Equipment Violations	0	0	0
		Betting/Wagering	0	0	0
		Operating/Promoting/Assisting Gambling	0	0	0
		Gambling Equipment Violations	0	0	0
		Sports Tampering	0	0	0
		Pornography/Obscene Material	0	0	0
		Prostitution	0	0	0
		Assisting or Promoting Prostitution	0	0	0
		Purchasing Prostitution	0	0	0
		Weapon Law Violations	14	15	0
		Animal Cruelty	0	0	0
		Total Group A Offenses	139	52	0
Group B Arrests					
Offense	Adult	Juvenile			
Bad Checks	0	0			
Curfew/Loitering/Vagrancy Violations	0	0			
Disorderly Conduct	2	0			
Driving Under the Influence	5	0			
Drunkenness	17	0			
Family Offenses (Nonviolent)	0	0			
Liquor Law Violations	0	0			
Peeping Tom	0	0			
Runaway	0	0			
Trespass of Real Property	3	0			
All Other Offenses	7	1			
Total Group B	34	1			

(*) Offenses are counted using the FBI Units of Count for Crime

(**) The 'Arrests' column shows arrests made for incidents during the selected period, regardless of arrest date. Arrest counts for the same period may change over time.

Virginia Marine PD¹⁰ - VA1160300 - NIBRS Agency Crime Overview - 2019

2019 Population Estimate	N/A	Offenses (*)		Arrests (**)	
		Group A Offenses	Reported	Adult	Juvenile
Law Enforcement Employees		Crimes Against Persons			
Sworn Male	70	Murder and Nonnegligent Manslaughter	0	0	0
Sworn Female	1	Negligent Manslaughter	0	0	0
Civilian Male	6	Kidnapping/Abduction	0	0	0
Civilian Female	3	Forcible Rape	0	0	0
Total:	80	Forcible Sodomy	0	0	0
		Sexual Assault With An Object	0	0	0
		Forcible Fondling	0	0	0
Offense Overview		Incest	0	0	0
Incident Total	11	Statutory Rape	0	0	0
Offense Total	14	Aggravated Assault	0	0	0
Group A Crimes per 100,000 population	N/A	Simple Assault	0	0	0
		Intimidation	0	0	0
		Human Trafficking, Commercial Sex Acts	0	0	0
		Human Trafficking, Involuntary Servitude	0	0	0
Arrest Overview		Crimes Against Property			
Total Arrests	361	Arson	0	0	0
Adult Arrests	360	Bribery	0	0	0
Juvenile Arrests	1	Burglary/Breaking & Entering	0	0	0
Unknown Age	0	Counterfeiting/Forgery	0	0	0
Arrests per 100,000 population	N/A	Destruction/Damage/Vandalism of Property	1	0	0
		Embezzlement	0	0	0
		Extortion/Blackmail	0	0	0
		False Pretenses/Swindle/Confidence Game	0	0	0
		Credit Card/Automatic Teller Fraud	0	0	0
		Impersonation	0	0	0
		Welfare Fraud	0	0	0
		Wire Fraud	0	0	0
		Identity Theft	0	0	0
		Hacking/Computer Invasion	0	0	0
		Robbery	0	0	0
		Pocket-picking	0	0	0
		Purse-snatching	0	0	0
		Shoplifting	0	0	0
		Theft From Building	0	0	0
		Theft From Coin Operated Machine or Device	0	0	0
		Theft From Motor Vehicle	2	0	0
		Theft of Motor Vehicle Parts/Accessories	0	0	0
		All Other Larceny	3	0	0
		Motor Vehicle Theft	1	0	0
		Stolen Property Offenses	0	0	0
		Crimes Against Society			
		Drug/Narcotic Violations	4	0	0
		Drug Equipment Violations	2	0	0
		Betting/Wagering	0	0	0
		Operating/Promoting/Assisting Gambling	0	0	0
		Gambling Equipment Violations	0	0	0
		Sports Tampering	0	0	0
		Pornography/Obscene Material	0	0	0
		Prostitution	0	0	0
		Assisting or Promoting Prostitution	0	0	0
		Purchasing Prostitution	0	0	0
		Weapon Law Violations	1	0	0
		Animal Cruelty	0	0	0
		Total Group A Offenses	14	0	0
Group B Arrests					
Offense	Adult	Juvenile			
Bad Checks	0	0			
Curfew/Loitering/Vagrancy Violations	0	0			
Disorderly Conduct	0	0			
Driving Under the Influence	0	0			
Drunkenness	0	0			
Family Offenses (Nonviolent)	0	0			
Liquor Law Violations	1	0			
Peeping Tom	0	0			
Runaway	0	0			
Trespass of Real Property	27	1			
All Other Offenses	332	0			
Total Group B	360	1			

(*) Offenses are counted using the FBI Units of Count for Crime

(**) The 'Arrests' column shows arrests made for incidents during the selected period, regardless of arrest date. Arrest counts for the same period may change over time.

Virginia Port Authority - VA1300500 - NIBRS Agency Crime Overview - 2019

2019 Population Estimate	N/A	Offenses (*)		Arrests (**)	
		Group A Offenses	Reported	Adult	Juvenile
Law Enforcement Employees		Crimes Against Persons			
Sworn Male	28	Murder and Nonnegligent Manslaughter	0	0	0
Sworn Female	12	Negligent Manslaughter	0	0	0
Civilian Male	4	Kidnapping/Abduction	0	0	0
Civilian Female	12	Forcible Rape	0	0	0
Total:	56	Forcible Sodomy	0	0	0
		Sexual Assault With An Object	0	0	0
		Forcible Fondling	0	0	0
Offense Overview		Incest	0	0	0
Incident Total	9	Statutory Rape	0	0	0
Offense Total	9	Aggravated Assault	0	0	0
Group A Crimes per 100,000 population	N/A	Simple Assault	0	0	0
		Intimidation	0	0	0
		Human Trafficking, Commercial Sex Acts	0	0	0
		Human Trafficking, Involuntary Servitude	0	0	0
Arrest Overview		Crimes Against Property			
Total Arrests	3	Arson	0	0	0
Adult Arrests	3	Bribery	0	0	0
Juvenile Arrests	0	Burglary/Breaking & Entering	0	0	0
Unknown Age	0	Counterfeiting/Forgery	0	0	0
Arrests per 100,000 population	N/A	Destruction/Damage/Vandalism of Property	5	0	0
		Embezzlement	0	0	0
		Extortion/Blackmail	0	0	0
		False Pretenses/Swindle/Confidence Game	0	0	0
		Credit Card/Automatic Teller Fraud	0	0	0
		Impersonation	0	0	0
		Welfare Fraud	0	0	0
		Wire Fraud	0	0	0
		Identity Theft	0	0	0
		Hacking/Computer Invasion	0	0	0
		Robbery	0	0	0
		Pocket-picking	0	0	0
		Purse-snatching	0	0	0
		Shoplifting	0	0	0
		Theft From Building	1	0	0
		Theft From Coin Operated Machine or Device	0	0	0
		Theft From Motor Vehicle	0	0	0
		Theft of Motor Vehicle Parts/Accessories	2	0	0
		All Other Larceny	1	0	0
		Motor Vehicle Theft	0	0	0
		Stolen Property Offenses	0	0	0
		Crimes Against Society			
		Drug/Narcotic Violations	0	0	0
		Drug Equipment Violations	0	0	0
		Betting/Wagering	0	0	0
		Operating/Promoting/Assisting Gambling	0	0	0
		Gambling Equipment Violations	0	0	0
		Sports Tampering	0	0	0
		Pornography/Obscene Material	0	0	0
		Prostitution	0	0	0
		Assisting or Promoting Prostitution	0	0	0
		Purchasing Prostitution	0	0	0
		Weapon Law Violations	0	0	0
		Animal Cruelty	0	0	0
		Total Group A Offenses	9	0	0

Group B Arrests	Adult	Juvenile
Bad Checks	0	0
Curfew/Loitering/Vagrancy Violations	0	0
Disorderly Conduct	0	0
Driving Under the Influence	2	0
Drunkenness	0	0
Family Offenses (Nonviolent)	0	0
Liquor Law Violations	0	0
Peeping Tom	0	0
Runaway	0	0
Trespass of Real Property	0	0
All Other Offenses	1	0
Total Group B	3	0

(*) Offenses are counted using the FBI Units of Count for Crime

(**) The 'Arrests' column shows arrests made for incidents during the selected period, regardless of arrest date. Arrest counts for the same period may change over time.

Christopher Newport University Police Department - VA1160400 - NIBRS Agency Crime Overview - 2019

2019 Population Estimate	N/A	Offenses (*)			Arrests (**)	
		Group A Offenses	Reported	Adult	Juvenile	
Law Enforcement Employees		Crimes Against Persons				
Sworn Male	18	Murder and Nonnegligent Manslaughter	0	0	0	0
Sworn Female	2	Negligent Manslaughter	0	0	0	0
Civilian Male	2	Kidnapping/Abduction	1	0	0	0
Civilian Female	8	Forcible Rape	3	0	0	0
Total:	30	Forcible Sodomy	0	0	0	0
		Sexual Assault With An Object	0	0	0	0
		Forcible Fondling	0	0	0	0
Offense Overview		Incest	0	0	0	0
Incident Total	124	Statutory Rape	0	0	0	0
Offense Total	144	Aggravated Assault	0	0	0	0
Group A Crimes per 100,000 population	N/A	Simple Assault	9	0	0	0
		Intimidation	2	0	0	0
		Human Trafficking, Commercial Sex Acts	0	0	0	0
		Human Trafficking, Involuntary Servitude	0	0	0	0
Arrest Overview		Crimes Against Property				
Total Arrests	17	Arson	2	0	0	0
Adult Arrests	17	Bribery	0	0	0	0
Juvenile Arrests	0	Burglary/Breaking & Entering	0	0	0	0
Unknown Age	0	Counterfeiting/Forgery	2	1	0	0
Arrests per 100,000 population	N/A	Destruction/Damage/Vandalism of Property	21	0	0	0
		Embezzlement	0	0	0	0
		Extortion/Blackmail	0	0	0	0
		False Pretenses/Swindle/Confidence Game	2	0	0	0
		Credit Card/Automatic Teller Fraud	0	0	0	0
		Impersonation	0	0	0	0
		Welfare Fraud	0	0	0	0
		Wire Fraud	0	0	0	0
		Identity Theft	0	0	0	0
		Hacking/Computer Invasion	0	0	0	0
		Robbery	0	0	0	0
		Pocket-picking	0	0	0	0
		Purse-snatching	0	0	0	0
		Shoplifting	0	0	0	0
		Theft From Building	6	0	0	0
		Theft From Coin Operated Machine or Device	0	0	0	0
		Theft From Motor Vehicle	4	0	0	0
		Theft of Motor Vehicle Parts/Accessories	2	0	0	0
		All Other Larceny	42	0	0	0
		Motor Vehicle Theft	1	0	0	0
		Stolen Property Offenses	6	0	0	0
		Crimes Against Society				
		Drug/Narcotic Violations	27	0	0	0
		Drug Equipment Violations	12	0	0	0
		Betting/Wagering	0	0	0	0
		Operating/Promoting/Assisting Gambling	0	0	0	0
		Gambling Equipment Violations	0	0	0	0
		Sports Tampering	0	0	0	0
		Pornography/Obscene Material	0	0	0	0
		Prostitution	0	0	0	0
		Assisting or Promoting Prostitution	0	0	0	0
		Purchasing Prostitution	0	0	0	0
		Weapon Law Violations	2	2	0	0
		Animal Cruelty	0	0	0	0
		Total Group A Offenses	144	3	0	0
Group B Arrests						
Offense	Adult	Juvenile				
Bad Checks	0	0				
Curfew/Loitering/Vagrancy Violations	0	0				
Disorderly Conduct	2	0				
Driving Under the Influence	2	0				
Drunkenness	3	0				
Family Offenses (Nonviolent)	0	0				
Liquor Law Violations	1	0				
Peeping Tom	0	0				
Runaway	0	0				
Trespass of Real Property	0	0				
All Other Offenses	6	0				
Total Group B	14	0				

(*) Offenses are counted using the FBI Units of Count for Crime

(**) The 'Arrests' column shows arrests made for incidents during the selected period, regardless of arrest date. Arrest counts for the same period may change over time.

Eastern Virginia Medical School Police Department - VA1170800 - NIBRS Agency Crime Overview - 2019

2019 Population Estimate	N/A	Offenses (*)			Arrests (**)	
		Group A Offenses	Reported	Adult	Juvenile	
Law Enforcement Employees		Crimes Against Persons				
Sworn Male	19	Murder and Nonnegligent Manslaughter	0	0	0	0
Sworn Female	1	Negligent Manslaughter	0	0	0	0
Civilian Male	17	Kidnapping/Abduction	0	0	0	0
Civilian Female	13	Forcible Rape	0	0	0	0
Total:	50	Forcible Sodomy	0	0	0	0
		Sexual Assault With An Object	0	0	0	0
		Forcible Fondling	0	0	0	0
Offense Overview		Incest	0	0	0	0
Incident Total	60	Statutory Rape	0	0	0	0
Offense Total	62	Aggravated Assault	0	0	0	0
Group A Crimes per 100,000 population	N/A	Simple Assault	11	2	0	0
		Intimidation	4	0	0	0
		Human Trafficking, Commercial Sex Acts	0	0	0	0
		Human Trafficking, Involuntary Servitude	0	0	0	0
Arrest Overview		Crimes Against Property				
Total Arrests	7	Arson	0	0	0	0
Adult Arrests	7	Bribery	0	0	0	0
Juvenile Arrests	0	Burglary/Breaking & Entering	0	0	0	0
Unknown Age	0	Counterfeiting/Forgery	0	0	0	0
Arrests per 100,000 population	N/A	Destruction/Damage/Vandalism of Property	9	0	0	0
		Embezzlement	0	0	0	0
		Extortion/Blackmail	0	0	0	0
		False Pretenses/Swindle/Confidence Game	0	0	0	0
		Credit Card/Automatic Teller Fraud	0	0	0	0
		Impersonation	0	0	0	0
		Welfare Fraud	0	0	0	0
		Wire Fraud	0	0	0	0
		Identity Theft	0	0	0	0
		Hacking/Computer Invasion	0	0	0	0
		Robbery	1	0	0	0
		Pocket-picking	0	0	0	0
		Purse-snatching	0	0	0	0
		Shoplifting	1	1	0	0
		Theft From Building	18	0	0	0
		Theft From Coin Operated Machine or Device	0	0	0	0
		Theft From Motor Vehicle	8	0	0	0
		Theft of Motor Vehicle Parts/Accessories	2	0	0	0
		All Other Larceny	7	0	0	0
		Motor Vehicle Theft	0	0	0	0
		Stolen Property Offenses	0	0	0	0
		Crimes Against Society				
		Drug/Narcotic Violations	1	0	0	0
		Drug Equipment Violations	0	0	0	0
		Betting/Wagering	0	0	0	0
		Operating/Promoting/Assisting Gambling	0	0	0	0
		Gambling Equipment Violations	0	0	0	0
		Sports Tampering	0	0	0	0
		Pornography/Obscene Material	0	0	0	0
		Prostitution	0	0	0	0
		Assisting or Promoting Prostitution	0	0	0	0
		Purchasing Prostitution	0	0	0	0
		Weapon Law Violations	0	0	0	0
		Animal Cruelty	0	0	0	0
		Total Group A Offenses	62	3	0	0
Group B Arrests						
Offense	Adult	Juvenile				
Bad Checks	0	0				
Curfew/Loitering/Vagrancy Violations	0	0				
Disorderly Conduct	1	0				
Driving Under the Influence	0	0				
Drunkenness	3	0				
Family Offenses (Nonviolent)	0	0				
Liquor Law Violations	0	0				
Peeping Tom	0	0				
Runaway	0	0				
Trespass of Real Property	0	0				
All Other Offenses	0	0				
Total Group B	4	0				

(*) Offenses are counted using the FBI Units of Count for Crime

(**) The 'Arrests' column shows arrests made for incidents during the selected period, regardless of arrest date. Arrest counts for the same period may change over time.

Emory & Henry College Police Department - VA0940400 - NIBRS Agency Crime Overview - 2019

2019 Population Estimate	N/A	Offenses (*)			Arrests (**)	
		Group A Offenses	Reported	Adult	Juvenile	
Law Enforcement Employees		Crimes Against Persons				
Sworn Male	3	Murder and Nonnegligent Manslaughter	0	0	0	0
Sworn Female	0	Negligent Manslaughter	0	0	0	0
Civilian Male	0	Kidnapping/Abduction	0	0	0	0
Civilian Female	0	Forcible Rape	0	0	0	0
Total:	3	Forcible Sodomy	0	0	0	0
		Sexual Assault With An Object	0	0	0	0
		Forcible Fondling	0	0	0	0
Offense Overview		Incest	0	0	0	0
Incident Total	6	Statutory Rape	0	0	0	0
Offense Total	7	Aggravated Assault	0	0	0	0
Group A Crimes per 100,000 population	N/A	Simple Assault	0	0	0	0
		Intimidation	0	0	0	0
		Human Trafficking, Commercial Sex Acts	0	0	0	0
		Human Trafficking, Involuntary Servitude	0	0	0	0
Arrest Overview		Crimes Against Property				
Total Arrests	3	Arson	0	0	0	0
Adult Arrests	3	Bribery	0	0	0	0
Juvenile Arrests	0	Burglary/Breaking & Entering	1	1	0	0
Unknown Age	0	Counterfeiting/Forgery	0	0	0	0
Arrests per 100,000 population	N/A	Destruction/Damage/Vandalism of Property	0	0	0	0
		Embezzlement	0	0	0	0
		Extortion/Blackmail	0	0	0	0
		False Pretenses/Swindle/Confidence Game	0	0	0	0
		Credit Card/Automatic Teller Fraud	0	0	0	0
		Impersonation	0	0	0	0
		Welfare Fraud	0	0	0	0
		Wire Fraud	0	0	0	0
		Identity Theft	0	0	0	0
		Hacking/Computer Invasion	0	0	0	0
		Robbery	0	0	0	0
		Pocket-picking	0	0	0	0
		Purse-snatching	0	0	0	0
		Shoplifting	0	0	0	0
		Theft From Building	3	0	0	0
		Theft From Coin Operated Machine or Device	0	0	0	0
		Theft From Motor Vehicle	0	0	0	0
		Theft of Motor Vehicle Parts/Accessories	0	0	0	0
		All Other Larceny	0	0	0	0
		Motor Vehicle Theft	0	0	0	0
		Stolen Property Offenses	0	0	0	0
		Crimes Against Society				
		Drug/Narcotic Violations	3	2	0	0
		Drug Equipment Violations	0	0	0	0
		Betting/Wagering	0	0	0	0
		Operating/Promoting/Assisting Gambling	0	0	0	0
		Gambling Equipment Violations	0	0	0	0
		Sports Tampering	0	0	0	0
		Pornography/Obscene Material	0	0	0	0
		Prostitution	0	0	0	0
		Assisting or Promoting Prostitution	0	0	0	0
		Purchasing Prostitution	0	0	0	0
		Weapon Law Violations	0	0	0	0
		Animal Cruelty	0	0	0	0
		Total Group A Offenses	7	3	0	0

(*) Offenses are counted using the FBI Units of Count for Crime

(**) The 'Arrests' column shows arrests made for incidents during the selected period, regardless of arrest date. Arrest counts for the same period may change over time.

Ferrum College Police Department¹¹ - VA0330300 - NIBRS Agency Crime Overview - 2019

2019 Population Estimate	N/A		Offenses (*)	Arrests (**)	
			Reported	Adult	Juvenile
Law Enforcement Employees		Group A Offenses			
		Crimes Against Persons			
Sworn Male	9	Murder and Nonnegligent Manslaughter	0	0	0
Sworn Female	0	Negligent Manslaughter	0	0	0
Civilian Male	0	Kidnapping/Abduction	0	0	0
Civilian Female	0	Forcible Rape	0	0	0
Total:	9	Forcible Sodomy	0	0	0
		Sexual Assault With An Object	0	0	0
		Forcible Fondling	0	0	0
Offense Overview		Incest	0	0	0
Incident Total	3	Statutory Rape	0	0	0
Offense Total	3	Aggravated Assault	0	0	0
Group A Crimes per 100,000 population	N/A	Simple Assault	0	0	0
		Intimidation	0	0	0
		Human Trafficking, Commercial Sex Acts	0	0	0
		Human Trafficking, Involuntary Servitude	0	0	0
Arrest Overview		Crimes Against Property			
Total Arrests	0	Arson	0	0	0
Adult Arrests	0	Bribery	0	0	0
Juvenile Arrests	0	Burglary/Breaking & Entering	0	0	0
Unknown Age	0	Counterfeiting/Forgery	0	0	0
Arrests per 100,000 population	N/A	Destruction/Damage/Vandalism of Property	0	0	0
		Embezzlement	0	0	0
		Extortion/Blackmail	0	0	0
		False Pretenses/Swindle/Confidence Game	0	0	0
		Credit Card/Automatic Teller Fraud	0	0	0
		Impersonation	0	0	0
		Welfare Fraud	0	0	0
		Wire Fraud	0	0	0
		Identity Theft	0	0	0
		Hacking/Computer Invasion	0	0	0
		Robbery	0	0	0
		Pocket-picking	0	0	0
		Purse-snatching	0	0	0
		Shoplifting	0	0	0
		Theft From Building	0	0	0
		Theft From Coin Operated Machine or Device	1	0	0
		Theft From Motor Vehicle	0	0	0
		Theft of Motor Vehicle Parts/Accessories	0	0	0
		All Other Larceny	2	0	0
		Motor Vehicle Theft	0	0	0
		Stolen Property Offenses	0	0	0
		Crimes Against Society			
		Drug/Narcotic Violations	0	0	0
		Drug Equipment Violations	0	0	0
		Betting/Wagering	0	0	0
		Operating/Promoting/Assisting Gambling	0	0	0
		Gambling Equipment Violations	0	0	0
		Sports Tampering	0	0	0
		Pornography/Obscene Material	0	0	0
		Prostitution	0	0	0
		Assisting or Promoting Prostitution	0	0	0
		Purchasing Prostitution	0	0	0
		Weapon Law Violations	0	0	0
		Animal Cruelty	0	0	0
		Total Group A Offenses	3	0	0

(*) Offenses are counted using the FBI Units of Count for Crime

(**) The 'Arrests' column shows arrests made for incidents during the selected period, regardless of arrest date. Arrest counts for the same period may change over time.

George Mason University Police Department - VA0290400 - NIBRS Agency Crime Overview - 2019

2019 Population Estimate	N/A	Offenses (*)			Arrests (**)	
		Group A Offenses	Reported	Adult	Juvenile	
Law Enforcement Employees		Crimes Against Persons				
Sworn Male	33	Murder and Nonnegligent Manslaughter	0	0	0	0
Sworn Female	9	Negligent Manslaughter	0	0	0	0
Civilian Male	10	Kidnapping/Abduction	1	0	0	0
Civilian Female	5	Forcible Rape	3	0	0	0
Total:	57	Forcible Sodomy	1	0	0	0
		Sexual Assault With An Object	1	0	0	0
		Forcible Fondling	1	0	0	0
Offense Overview		Incest	0	0	0	0
Incident Total	330	Statutory Rape	0	0	0	0
Offense Total	436	Aggravated Assault	0	0	0	0
Group A Crimes per 100,000 population	N/A	Simple Assault	54	3	0	0
		Intimidation	2	0	0	0
		Human Trafficking, Commercial Sex Acts	0	0	0	0
		Human Trafficking, Involuntary Servitude	0	0	0	0
Arrest Overview		Crimes Against Property				
Total Arrests	121	Arson	0	0	0	0
Adult Arrests	121	Bribery	0	0	0	0
Juvenile Arrests	0	Burglary/Breaking & Entering	5	0	0	0
Unknown Age	0	Counterfeiting/Forgery	4	1	0	0
Arrests per 100,000 population	N/A	Destruction/Damage/Vandalism of Property	43	1	0	0
		Embezzlement	0	0	0	0
		Extortion/Blackmail	0	0	0	0
		False Pretenses/Swindle/Confidence Game	6	1	0	0
		Credit Card/Automatic Teller Fraud	20	0	0	0
		Impersonation	0	0	0	0
		Welfare Fraud	0	0	0	0
		Wire Fraud	2	0	0	0
		Identity Theft	0	0	0	0
		Hacking/Computer Invasion	0	0	0	0
		Robbery	1	0	0	0
		Pocket-picking	0	0	0	0
		Purse-snatching	0	0	0	0
		Shoplifting	3	0	0	0
		Theft From Building	44	0	0	0
		Theft From Coin Operated Machine or Device	0	0	0	0
		Theft From Motor Vehicle	9	0	0	0
		Theft of Motor Vehicle Parts/Accessories	3	0	0	0
		All Other Larceny	24	1	0	0
		Motor Vehicle Theft	0	0	0	0
		Stolen Property Offenses	0	2	0	0
		Crimes Against Society				
		Drug/Narcotic Violations	128	37	0	0
		Drug Equipment Violations	77	0	0	0
		Betting/Wagering	0	0	0	0
		Operating/Promoting/Assisting Gambling	0	0	0	0
		Gambling Equipment Violations	0	0	0	0
		Sports Tampering	0	0	0	0
		Pornography/Obscene Material	0	0	0	0
		Prostitution	0	0	0	0
		Assisting or Promoting Prostitution	0	0	0	0
		Purchasing Prostitution	0	0	0	0
		Weapon Law Violations	4	2	0	0
		Animal Cruelty	0	0	0	0
		Total Group A Offenses	436	48	0	0
Group B Arrests						
Offense	Adult	Juvenile				
Bad Checks	0	0				
Curfew/Loitering/Vagrancy Violations	0	0				
Disorderly Conduct	2	0				
Driving Under the Influence	16	0				
Drunkenness	21	0				
Family Offenses (Nonviolent)	0	0				
Liquor Law Violations	12	0				
Peeping Tom	0	0				
Runaway	0	0				
Trespass of Real Property	8	0				
All Other Offenses	14	0				
Total Group B	73	0				

(*) Offenses are counted using the FBI Units of Count for Crime

(**) The 'Arrests' column shows arrests made for incidents during the selected period, regardless of arrest date. Arrest counts for the same period may change over time.

Germanna Community College Police Department - VA0880300 - NIBRS Agency Crime Overview - 2019

2019 Population Estimate	N/A	Offenses (*)			Arrests (**)	
		Group A Offenses	Reported	Adult	Juvenile	
Law Enforcement Employees		Crimes Against Persons				
Sworn Male	2	Murder and Nonnegligent Manslaughter	0	0	0	0
Sworn Female	1	Negligent Manslaughter	0	0	0	0
Civilian Male	5	Kidnapping/Abduction	0	0	0	0
Civilian Female	1	Forcible Rape	0	0	0	0
Total:	9	Forcible Sodomy	0	0	0	0
		Sexual Assault With An Object	0	0	0	0
		Forcible Fondling	0	0	0	0
Offense Overview		Incest	0	0	0	0
Incident Total	21	Statutory Rape	0	0	0	0
Offense Total	21	Aggravated Assault	0	0	0	0
Group A Crimes per 100,000 population	N/A	Simple Assault	2	0	0	0
		Intimidation	0	0	0	0
		Human Trafficking, Commercial Sex Acts	0	0	0	0
		Human Trafficking, Involuntary Servitude	0	0	0	0
Arrest Overview		Crimes Against Property				
Total Arrests	0	Arson	0	0	0	0
Adult Arrests	0	Bribery	0	0	0	0
Juvenile Arrests	0	Burglary/Breaking & Entering	0	0	0	0
Unknown Age	0	Counterfeiting/Forgery	0	0	0	0
Arrests per 100,000 population	N/A	Destruction/Damage/Vandalism of Property	13	0	0	0
		Embezzlement	0	0	0	0
		Extortion/Blackmail	0	0	0	0
		False Pretenses/Swindle/Confidence Game	0	0	0	0
		Credit Card/Automatic Teller Fraud	0	0	0	0
		Impersonation	0	0	0	0
		Welfare Fraud	0	0	0	0
		Wire Fraud	1	0	0	0
		Identity Theft	0	0	0	0
		Hacking/Computer Invasion	0	0	0	0
		Robbery	0	0	0	0
		Pocket-picking	0	0	0	0
		Purse-snatching	0	0	0	0
		Shoplifting	0	0	0	0
		Theft From Building	2	0	0	0
		Theft From Coin Operated Machine or Device	0	0	0	0
		Theft From Motor Vehicle	0	0	0	0
		Theft of Motor Vehicle Parts/Accessories	0	0	0	0
		All Other Larceny	2	0	0	0
		Motor Vehicle Theft	0	0	0	0
		Stolen Property Offenses	0	0	0	0
		Crimes Against Society				
		Drug/Narcotic Violations	1	0	0	0
		Drug Equipment Violations	0	0	0	0
		Betting/Wagering	0	0	0	0
		Operating/Promoting/Assisting Gambling	0	0	0	0
		Gambling Equipment Violations	0	0	0	0
		Sports Tampering	0	0	0	0
		Pornography/Obscene Material	0	0	0	0
		Prostitution	0	0	0	0
		Assisting or Promoting Prostitution	0	0	0	0
		Purchasing Prostitution	0	0	0	0
		Weapon Law Violations	0	0	0	0
		Animal Cruelty	0	0	0	0
		Total Group A Offenses	21	0	0	0

Group B Arrests		
Offense	Adult	Juvenile
Bad Checks	0	0
Curfew/Loitering/Vagrancy Violations	0	0
Disorderly Conduct	0	0
Driving Under the Influence	0	0
Drunkenness	0	0
Family Offenses (Nonviolent)	0	0
Liquor Law Violations	0	0
Peeping Tom	0	0
Runaway	0	0
Trespass of Real Property	0	0
All Other Offenses	0	0
Total Group B	0	0

(*) Offenses are counted using the FBI Units of Count for Crime

(**) The 'Arrests' column shows arrests made for incidents during the selected period, regardless of arrest date. Arrest counts for the same period may change over time.

Hampton University Police - VA1110400 - NIBRS Agency Crime Overview - 2019

2019 Population Estimate	N/A	Offenses (*)		Arrests (**)	
		Group A Offenses	Reported	Adult	Juvenile
Law Enforcement Employees		Crimes Against Persons			
Sworn Male	9	Murder and Nonnegligent Manslaughter	0	0	0
Sworn Female	3	Negligent Manslaughter	0	0	0
Civilian Male	7	Kidnapping/Abduction	0	0	0
Civilian Female	9	Forcible Rape	0	0	0
Total:	28	Forcible Sodomy	0	0	0
		Sexual Assault With An Object	0	0	0
		Forcible Fondling	2	0	0
Offense Overview		Incest	0	0	0
Incident Total	88	Statutory Rape	0	0	0
Offense Total	93	Aggravated Assault	1	0	0
Group A Crimes per 100,000 population	N/A	Simple Assault	9	0	0
		Intimidation	4	0	0
		Human Trafficking, Commercial Sex Acts	0	0	0
		Human Trafficking, Involuntary Servitude	0	0	0
Arrest Overview		Crimes Against Property			
Total Arrests	15	Arson	1	0	0
Adult Arrests	15	Bribery	0	0	0
Juvenile Arrests	0	Burglary/Breaking & Entering	5	0	0
Unknown Age	0	Counterfeiting/Forgery	0	0	0
Arrests per 100,000 population	N/A	Destruction/Damage/Vandalism of Property	16	1	0
		Embezzlement	0	0	0
		Extortion/Blackmail	0	0	0
		False Pretenses/Swindle/Confidence Game	0	0	0
		Credit Card/Automatic Teller Fraud	8	0	0
		Impersonation	0	0	0
		Welfare Fraud	0	0	0
		Wire Fraud	0	0	0
		Identity Theft	0	0	0
		Hacking/Computer Invasion	0	0	0
		Robbery	1	0	0
		Pocket-picking	0	0	0
		Purse-snatching	0	0	0
		Shoplifting	0	0	0
		Theft From Building	9	0	0
		Theft From Coin Operated Machine or Device	0	0	0
		Theft From Motor Vehicle	4	0	0
		Theft of Motor Vehicle Parts/Accessories	0	0	0
		All Other Larceny	23	0	0
		Motor Vehicle Theft	1	0	0
		Stolen Property Offenses	0	0	0
		Crimes Against Society			
		Drug/Narcotic Violations	5	2	0
		Drug Equipment Violations	2	0	0
		Betting/Wagering	0	0	0
		Operating/Promoting/Assisting Gambling	0	0	0
		Gambling Equipment Violations	0	0	0
		Sports Tampering	0	0	0
		Pornography/Obscene Material	1	0	0
		Prostitution	0	0	0
		Assisting or Promoting Prostitution	0	0	0
		Purchasing Prostitution	0	0	0
		Weapon Law Violations	1	1	0
		Animal Cruelty	0	0	0
		Total Group A Offenses	93	4	0
Group B Arrests					
Offense	Adult	Juvenile			
Bad Checks	0	0			
Curfew/Loitering/Vagrancy Violations	0	0			
Disorderly Conduct	2	0			
Driving Under the Influence	1	0			
Drunkenness	1	0			
Family Offenses (Nonviolent)	0	0			
Liquor Law Violations	0	0			
Peeping Tom	0	0			
Runaway	0	0			
Trespass of Real Property	4	0			
All Other Offenses	3	0			
Total Group B	11	0			

(*) Offenses are counted using the FBI Units of Count for Crime

(**) The 'Arrests' column shows arrests made for incidents during the selected period, regardless of arrest date. Arrest counts for the same period may change over time.

J. Sargeant Reynolds Community College - VA0430700 - NIBRS Agency Crime Overview - 2019

2019 Population Estimate	N/A	Offenses (*)			Arrests (**)	
		Group A Offenses	Reported	Adult	Juvenile	
Law Enforcement Employees		Crimes Against Persons				
Sworn Male	12	Murder and Nonnegligent Manslaughter	0	0	0	0
Sworn Female	1	Negligent Manslaughter	0	0	0	0
Civilian Male	2	Kidnapping/Abduction	0	0	0	0
Civilian Female	4	Forcible Rape	0	0	0	0
Total:	19	Forcible Sodomy	0	0	0	0
		Sexual Assault With An Object	0	0	0	0
		Forcible Fondling	0	0	0	0
Offense Overview		Incest	0	0	0	0
Incident Total	21	Statutory Rape	0	0	0	0
Offense Total	21	Aggravated Assault	0	0	0	0
Group A Crimes per 100,000 population	N/A	Simple Assault	1	1	0	0
		Intimidation	1	0	0	0
		Human Trafficking, Commercial Sex Acts	0	0	0	0
		Human Trafficking, Involuntary Servitude	0	0	0	0
Arrest Overview		Crimes Against Property				
Total Arrests	4	Arson	0	0	0	0
Adult Arrests	4	Bribery	0	0	0	0
Juvenile Arrests	0	Burglary/Breaking & Entering	0	0	0	0
Unknown Age	0	Counterfeiting/Forgery	0	0	0	0
Arrests per 100,000 population	N/A	Destruction/Damage/Vandalism of Property	11	0	0	0
		Embezzlement	0	0	0	0
		Extortion/Blackmail	0	0	0	0
		False Pretenses/Swindle/Confidence Game	0	0	0	0
		Credit Card/Automatic Teller Fraud	0	0	0	0
		Impersonation	0	0	0	0
		Welfare Fraud	0	0	0	0
		Wire Fraud	0	0	0	0
		Identity Theft	0	0	0	0
		Hacking/Computer Invasion	0	0	0	0
		Robbery	0	0	0	0
		Pocket-picking	0	0	0	0
		Purse-snatching	0	0	0	0
		Shoplifting	0	0	0	0
		Theft From Building	0	0	0	0
		Theft From Coin Operated Machine or Device	0	0	0	0
		Theft From Motor Vehicle	2	0	0	0
		Theft of Motor Vehicle Parts/Accessories	0	0	0	0
		All Other Larceny	5	0	0	0
		Motor Vehicle Theft	1	0	0	0
		Stolen Property Offenses	0	0	0	0
		Crimes Against Society				
		Drug/Narcotic Violations	0	0	0	0
		Drug Equipment Violations	0	0	0	0
		Betting/Wagering	0	0	0	0
		Operating/Promoting/Assisting Gambling	0	0	0	0
		Gambling Equipment Violations	0	0	0	0
		Sports Tampering	0	0	0	0
		Pornography/Obscene Material	0	0	0	0
		Prostitution	0	0	0	0
		Assisting or Promoting Prostitution	0	0	0	0
		Purchasing Prostitution	0	0	0	0
		Weapon Law Violations	0	0	0	0
		Animal Cruelty	0	0	0	0
		Total Group A Offenses	21	1	0	0

Group B Arrests	Adult	Juvenile
Bad Checks	0	0
Curfew/Loitering/Vagrancy Violations	0	0
Disorderly Conduct	0	0
Driving Under the Influence	0	0
Drunkenness	1	0
Family Offenses (Nonviolent)	0	0
Liquor Law Violations	0	0
Peeping Tom	0	0
Runaway	0	0
Trespass of Real Property	0	0
All Other Offenses	2	0
Total Group B	3	0

(*) Offenses are counted using the FBI Units of Count for Crime

(**) The 'Arrests' column shows arrests made for incidents during the selected period, regardless of arrest date. Arrest counts for the same period may change over time.

James Madison University Police - VA0820600 - NIBRS Agency Crime Overview - 2019

2019 Population Estimate	N/A	Offenses (*)			Arrests (**)	
		Group A Offenses	Reported	Adult	Juvenile	
Law Enforcement Employees		Crimes Against Persons				
Sworn Male	31	Murder and Nonnegligent Manslaughter	0	0	0	0
Sworn Female	3	Negligent Manslaughter	0	0	0	0
Civilian Male	1	Kidnapping/Abduction	0	0	0	0
Civilian Female	8	Forcible Rape	2	1	0	0
Total:	43	Forcible Sodomy	0	0	0	0
		Sexual Assault With An Object	0	0	0	0
		Forcible Fondling	0	0	0	0
Offense Overview		Incest	0	0	0	0
Incident Total	217	Statutory Rape	0	0	0	0
Offense Total	287	Aggravated Assault	0	0	0	0
Group A Crimes per 100,000 population	N/A	Simple Assault	20	3	0	0
		Intimidation	6	1	0	0
		Human Trafficking, Commercial Sex Acts	0	0	0	0
		Human Trafficking, Involuntary Servitude	0	0	0	0
Arrest Overview		Crimes Against Property				
Total Arrests	130	Arson	0	0	0	0
Adult Arrests	129	Bribery	0	0	0	0
Juvenile Arrests	1	Burglary/Breaking & Entering	5	0	0	0
Unknown Age	0	Counterfeiting/Forgery	3	3	0	0
Arrests per 100,000 population	N/A	Destruction/Damage/Vandalism of Property	32	0	0	0
		Embezzlement	0	0	0	0
		Extortion/Blackmail	1	0	0	0
		False Pretenses/Swindle/Confidence Game	1	0	0	0
		Credit Card/Automatic Teller Fraud	12	0	0	0
		Impersonation	0	0	0	0
		Welfare Fraud	0	0	0	0
		Wire Fraud	3	0	0	0
		Identity Theft	0	0	0	0
		Hacking/Computer Invasion	0	0	0	0
		Robbery	0	0	0	0
		Pocket-picking	0	0	0	0
		Purse-snatching	0	0	0	0
		Shoplifting	0	0	0	0
		Theft From Building	38	0	0	0
		Theft From Coin Operated Machine or Device	0	0	0	0
		Theft From Motor Vehicle	8	0	0	0
		Theft of Motor Vehicle Parts/Accessories	3	0	0	0
		All Other Larceny	36	1	0	0
		Motor Vehicle Theft	0	0	0	0
		Stolen Property Offenses	0	0	0	0
		Crimes Against Society				
		Drug/Narcotic Violations	64	73	1	0
		Drug Equipment Violations	53	0	0	0
		Betting/Wagering	0	0	0	0
		Operating/Promoting/Assisting Gambling	0	0	0	0
		Gambling Equipment Violations	0	0	0	0
		Sports Tampering	0	0	0	0
		Pornography/Obscene Material	0	0	0	0
		Prostitution	0	0	0	0
		Assisting or Promoting Prostitution	0	0	0	0
		Purchasing Prostitution	0	0	0	0
		Weapon Law Violations	0	0	0	0
		Animal Cruelty	0	0	0	0
		Total Group A Offenses	287	82	1	

Group B Arrests	Adult	Juvenile
Bad Checks	0	0
Curfew/Loitering/Vagrancy Violations	0	0
Disorderly Conduct	0	0
Driving Under the Influence	1	0
Drunkenness	38	0
Family Offenses (Nonviolent)	0	0
Liquor Law Violations	7	0
Peeping Tom	0	0
Runaway	0	0
Trespass of Real Property	1	0
All Other Offenses	0	0
Total Group B	47	0

(*) Offenses are counted using the FBI Units of Count for Crime

(**) The 'Arrests' column shows arrests made for incidents during the selected period, regardless of arrest date. Arrest counts for the same period may change over time.

Longwood University Police Department - VA0730200 - NIBRS Agency Crime Overview - 2019

2019 Population Estimate	N/A	Offenses (*)			Arrests (**)	
		Group A Offenses	Reported	Adult	Juvenile	
Law Enforcement Employees		Crimes Against Persons				
Sworn Male	15	Murder and Nonnegligent Manslaughter	0	0	0	0
Sworn Female	2	Negligent Manslaughter	0	0	0	0
Civilian Male	0	Kidnapping/Abduction	0	0	0	0
Civilian Female	2	Forcible Rape	0	0	0	0
Total:	19	Forcible Sodomy	0	0	0	0
		Sexual Assault With An Object	0	0	0	0
		Forcible Fondling	0	0	0	0
Offense Overview		Incest	0	0	0	0
Incident Total	82	Statutory Rape	0	0	0	0
Offense Total	86	Aggravated Assault	2	0	0	0
Group A Crimes per 100,000 population	N/A	Simple Assault	4	1	0	0
		Intimidation	8	0	0	0
		Human Trafficking, Commercial Sex Acts	0	0	0	0
		Human Trafficking, Involuntary Servitude	0	0	0	0
Arrest Overview		Crimes Against Property				
Total Arrests	42	Arson	0	0	0	0
Adult Arrests	42	Bribery	0	0	0	0
Juvenile Arrests	0	Burglary/Breaking & Entering	0	0	0	0
Unknown Age	0	Counterfeiting/Forgery	3	1	0	0
Arrests per 100,000 population	N/A	Destruction/Damage/Vandalism of Property	16	1	0	0
		Embezzlement	2	0	0	0
		Extortion/Blackmail	0	0	0	0
		False Pretenses/Swindle/Confidence Game	0	0	0	0
		Credit Card/Automatic Teller Fraud	1	0	0	0
		Impersonation	1	0	0	0
		Welfare Fraud	0	0	0	0
		Wire Fraud	0	0	0	0
		Identity Theft	1	0	0	0
		Hacking/Computer Invasion	0	0	0	0
		Robbery	0	0	0	0
		Pocket-picking	0	0	0	0
		Purse-snatching	0	0	0	0
		Shoplifting	0	0	0	0
		Theft From Building	5	0	0	0
		Theft From Coin Operated Machine or Device	0	0	0	0
		Theft From Motor Vehicle	2	0	0	0
		Theft of Motor Vehicle Parts/Accessories	0	0	0	0
		All Other Larceny	20	0	0	0
		Motor Vehicle Theft	0	0	0	0
		Stolen Property Offenses	0	0	0	0
		Crimes Against Society				
		Drug/Narcotic Violations	17	7	0	0
		Drug Equipment Violations	1	0	0	0
		Betting/Wagering	0	0	0	0
		Operating/Promoting/Assisting Gambling	0	0	0	0
		Gambling Equipment Violations	0	0	0	0
		Sports Tampering	0	0	0	0
		Pornography/Obscene Material	0	0	0	0
		Prostitution	0	0	0	0
		Assisting or Promoting Prostitution	0	0	0	0
		Purchasing Prostitution	0	0	0	0
		Weapon Law Violations	3	2	0	0
		Animal Cruelty	0	0	0	0
		Total Group A Offenses	86	12	0	0
Group B Arrests						
Offense	Adult	Juvenile				
Bad Checks	0	0				
Curfew/Loitering/Vagrancy Violations	0	0				
Disorderly Conduct	0	0				
Driving Under the Influence	3	0				
Drunkenness	12	0				
Family Offenses (Nonviolent)	0	0				
Liquor Law Violations	8	0				
Peeping Tom	0	0				
Runaway	0	0				
Trespass of Real Property	4	0				
All Other Offenses	3	0				
Total Group B	30	0				

(*) Offenses are counted using the FBI Units of Count for Crime

(**) The 'Arrests' column shows arrests made for incidents during the selected period, regardless of arrest date. Arrest counts for the same period may change over time.

Lord Fairfax Community College Police Department - VA0340400 - NIBRS Agency Crime Overview - 2019

2019 Population Estimate	N/A	Offenses (*)			Arrests (**)	
		Group A Offenses	Reported	Adult	Juvenile	
Law Enforcement Employees		Crimes Against Persons				
Sworn Male	4	Murder and Nonnegligent Manslaughter	0	0	0	0
Sworn Female	1	Negligent Manslaughter	0	0	0	0
Civilian Male	0	Kidnapping/Abduction	0	0	0	0
Civilian Female	0	Forcible Rape	0	0	0	0
Total:	5	Forcible Sodomy	0	0	0	0
		Sexual Assault With An Object	0	0	0	0
		Forcible Fondling	0	0	0	0
Offense Overview		Incest	0	0	0	0
Incident Total	8	Statutory Rape	0	0	0	0
Offense Total	8	Aggravated Assault	0	0	0	0
Group A Crimes per 100,000 population	N/A	Simple Assault	0	0	0	0
		Intimidation	0	0	0	0
		Human Trafficking, Commercial Sex Acts	0	0	0	0
		Human Trafficking, Involuntary Servitude	0	0	0	0
Arrest Overview		Crimes Against Property				
Total Arrests	3	Arson	0	0	0	0
Adult Arrests	2	Bribery	0	0	0	0
Juvenile Arrests	0	Burglary/Breaking & Entering	0	0	0	0
Unknown Age	1	Counterfeiting/Forgery	0	0	0	0
Arrests per 100,000 population	N/A	Destruction/Damage/Vandalism of Property	1	0	0	0
		Embezzlement	0	0	0	0
		Extortion/Blackmail	0	0	0	0
		False Pretenses/Swindle/Confidence Game	1	0	0	0
		Credit Card/Automatic Teller Fraud	0	0	0	0
		Impersonation	0	0	0	0
		Welfare Fraud	0	0	0	0
		Wire Fraud	0	0	0	0
		Identity Theft	0	0	0	0
		Hacking/Computer Invasion	0	0	0	0
		Robbery	0	0	0	0
		Pocket-picking	0	0	0	0
		Purse-snatching	0	0	0	0
		Shoplifting	0	0	0	0
		Theft From Building	0	0	0	0
		Theft From Coin Operated Machine or Device	0	0	0	0
		Theft From Motor Vehicle	0	0	0	0
		Theft of Motor Vehicle Parts/Accessories	0	0	0	0
		All Other Larceny	5	1	0	0
		Motor Vehicle Theft	0	0	0	0
		Stolen Property Offenses	1	0	0	0
		Crimes Against Society				
		Drug/Narcotic Violations	0	0	0	0
		Drug Equipment Violations	0	0	0	0
		Betting/Wagering	0	0	0	0
		Operating/Promoting/Assisting Gambling	0	0	0	0
		Gambling Equipment Violations	0	0	0	0
		Sports Tampering	0	0	0	0
		Pornography/Obscene Material	0	0	0	0
		Prostitution	0	0	0	0
		Assisting or Promoting Prostitution	0	0	0	0
		Purchasing Prostitution	0	0	0	0
		Weapon Law Violations	0	0	0	0
		Animal Cruelty	0	0	0	0
		Total Group A Offenses	8	1	0	0

Group B Arrests	Adult	Juvenile
Bad Checks	0	0
Curfew/Loitering/Vagrancy Violations	0	0
Disorderly Conduct	0	0
Driving Under the Influence	0	0
Drunkenness	0	0
Family Offenses (Nonviolent)	0	0
Liquor Law Violations	0	0
Peeping Tom	0	0
Runaway	0	0
Trespass of Real Property	0	0
All Other Offenses	1	0
Total Group B	1	0

(*) Offenses are counted using the FBI Units of Count for Crime

(**) The 'Arrests' column shows arrests made for incidents during the selected period, regardless of arrest date. Arrest counts for the same period may change over time.

Norfolk State University Police Department - VA1170400 - NIBRS Agency Crime Overview - 2019

2019 Population Estimate	N/A		Offenses (*)	Arrests (**)	
		Group A Offenses	Reported	Adult	Juvenile
Law Enforcement Employees		Crimes Against Persons			
Sworn Male	21	Murder and Nonnegligent Manslaughter	0	0	0
Sworn Female	3	Negligent Manslaughter	0	0	0
Civilian Male	7	Kidnapping/Abduction	0	0	0
Civilian Female	15	Forcible Rape	4	0	0
Total:	46	Forcible Sodomy	0	0	0
		Sexual Assault With An Object	0	0	0
		Forcible Fondling	0	0	0
Offense Overview		Incest	0	0	0
Incident Total	194	Statutory Rape	0	0	0
Offense Total	203	Aggravated Assault	0	0	0
Group A Crimes per 100,000 population	N/A	Simple Assault	22	0	0
		Intimidation	5	0	0
		Human Trafficking, Commercial Sex Acts	0	0	0
		Human Trafficking, Involuntary Servitude	0	0	0
Arrest Overview		Crimes Against Property			
Total Arrests	36	Arson	0	0	0
Adult Arrests	36	Bribery	0	0	0
Juvenile Arrests	0	Burglary/Breaking & Entering	12	0	0
Unknown Age	0	Counterfeiting/Forgery	0	0	0
Arrests per 100,000 population	N/A	Destruction/Damage/Vandalism of Property	27	2	0
		Embezzlement	0	0	0
		Extortion/Blackmail	0	0	0
		False Pretenses/Swindle/Confidence Game	0	0	0
		Credit Card/Automatic Teller Fraud	6	0	0
		Impersonation	0	0	0
		Welfare Fraud	0	0	0
		Wire Fraud	0	0	0
		Identity Theft	0	0	0
		Hacking/Computer Invasion	0	0	0
		Robbery	4	0	0
		Pocket-picking	0	0	0
		Purse-snatching	0	0	0
		Shoplifting	1	0	0
		Theft From Building	22	0	0
		Theft From Coin Operated Machine or Device	0	0	0
		Theft From Motor Vehicle	11	0	0
		Theft of Motor Vehicle Parts/Accessories	4	0	0
		All Other Larceny	26	1	0
		Motor Vehicle Theft	3	1	0
		Stolen Property Offenses	0	0	0
		Crimes Against Society			
		Drug/Narcotic Violations	50	10	0
		Drug Equipment Violations	2	0	0
		Betting/Wagering	0	0	0
		Operating/Promoting/Assisting Gambling	0	0	0
		Gambling Equipment Violations	0	0	0
		Sports Tampering	0	0	0
		Pornography/Obscene Material	0	0	0
		Prostitution	0	0	0
		Assisting or Promoting Prostitution	0	0	0
		Purchasing Prostitution	0	0	0
		Weapon Law Violations	4	0	0
		Animal Cruelty	0	0	0
		Total Group A Offenses	203	14	0
Group B Arrests					
Offense	Adult	Juvenile			
Bad Checks	0	0			
Curfew/Loitering/Vagrancy Violations	0	0			
Disorderly Conduct	1	0			
Driving Under the Influence	0	0			
Drunkenness	2	0			
Family Offenses (Nonviolent)	0	0			
Liquor Law Violations	5	0			
Peeping Tom	0	0			
Runaway	0	0			
Trespass of Real Property	0	0			
All Other Offenses	14	0			
Total Group B	22	0			

(*) Offenses are counted using the FBI Units of Count for Crime

(**) The 'Arrests' column shows arrests made for incidents during the selected period, regardless of arrest date. Arrest counts for the same period may change over time.

Northern VA Comm College Police Department - VA0290500 - NIBRS Agency Crime Overview - 2019

2019 Population Estimate	N/A		Offenses (*)	Arrests (**)	
			Reported	Adult	Juvenile
Law Enforcement Employees		Group A Offenses			
		Crimes Against Persons			
Sworn Male	41	Murder and Nonnegligent Manslaughter	0	0	0
Sworn Female	7	Negligent Manslaughter	0	0	0
Civilian Male	4	Kidnapping/Abduction	0	0	0
Civilian Female	5	Forcible Rape	0	0	0
Total:	57	Forcible Sodomy	0	0	0
		Sexual Assault With An Object	0	0	0
		Forcible Fondling	2	0	0
Offense Overview		Incest	0	0	0
Incident Total	69	Statutory Rape	0	0	0
Offense Total	72	Aggravated Assault	0	0	0
Group A Crimes per 100,000 population	N/A	Simple Assault	7	1	0
		Intimidation	2	1	0
		Human Trafficking, Commercial Sex Acts	0	0	0
		Human Trafficking, Involuntary Servitude	0	0	0
Arrest Overview		Crimes Against Property			
Total Arrests	19	Arson	0	0	0
Adult Arrests	19	Bribery	0	0	0
Juvenile Arrests	0	Burglary/Breaking & Entering	0	0	0
Unknown Age	0	Counterfeiting/Forgery	1	0	0
Arrests per 100,000 population	N/A	Destruction/Damage/Vandalism of Property	13	0	0
		Embezzlement	0	0	0
		Extortion/Blackmail	0	0	0
		False Pretenses/Swindle/Confidence Game	2	0	0
		Credit Card/Automatic Teller Fraud	0	0	0
		Impersonation	0	0	0
		Welfare Fraud	0	0	0
		Wire Fraud	0	0	0
		Identity Theft	0	0	0
		Hacking/Computer Invasion	0	0	0
		Robbery	0	0	0
		Pocket-picking	0	0	0
		Purse-snatching	0	0	0
		Shoplifting	1	1	0
		Theft From Building	9	1	0
		Theft From Coin Operated Machine or Device	0	0	0
		Theft From Motor Vehicle	0	0	0
		Theft of Motor Vehicle Parts/Accessories	2	0	0
		All Other Larceny	18	3	0
		Motor Vehicle Theft	0	0	0
		Stolen Property Offenses	1	0	0
		Crimes Against Society			
		Drug/Narcotic Violations	13	5	0
		Drug Equipment Violations	0	0	0
		Betting/Wagering	0	0	0
		Operating/Promoting/Assisting Gambling	0	0	0
		Gambling Equipment Violations	0	0	0
		Sports Tampering	0	0	0
		Pornography/Obscene Material	0	0	0
		Prostitution	0	0	0
		Assisting or Promoting Prostitution	0	0	0
		Purchasing Prostitution	0	0	0
		Weapon Law Violations	1	1	0
		Animal Cruelty	0	0	0
		Total Group A Offenses	72	13	0
Group B Arrests					
Offense	Adult	Juvenile			
Bad Checks	0	0			
Curfew/Loitering/Vagrancy Violations	0	0			
Disorderly Conduct	0	0			
Driving Under the Influence	2	0			
Drunkenness	1	0			
Family Offenses (Nonviolent)	0	0			
Liquor Law Violations	0	0			
Peeping Tom	0	0			
Runaway	0	0			
Trespass of Real Property	0	0			
All Other Offenses	3	0			
Total Group B	6	0			

(*) Offenses are counted using the FBI Units of Count for Crime

(**) The 'Arrests' column shows arrests made for incidents during the selected period, regardless of arrest date. Arrest counts for the same period may change over time.

Old Dominion University Police Department - VA1300700 - NIBRS Agency Crime Overview - 2019

2019 Population Estimate	N/A	Offenses (*)			Arrests (**)	
		Group A Offenses	Reported	Adult	Juvenile	
Law Enforcement Employees		Crimes Against Persons				
Sworn Male	33	Murder and Nonnegligent Manslaughter	0	0	0	0
Sworn Female	12	Negligent Manslaughter	0	0	0	0
Civilian Male	3	Kidnapping/Abduction	9	5	0	0
Civilian Female	10	Forcible Rape	9	0	0	0
Total:	58	Forcible Sodomy	0	0	0	0
		Sexual Assault With An Object	0	0	0	0
		Forcible Fondling	7	0	0	0
Offense Overview		Incest	0	0	0	0
Incident Total	473	Statutory Rape	0	0	0	0
Offense Total	583	Aggravated Assault	21	2	0	0
Group A Crimes per 100,000 population	N/A	Simple Assault	52	1	0	0
		Intimidation	14	0	0	0
		Human Trafficking, Commercial Sex Acts	0	0	0	0
		Human Trafficking, Involuntary Servitude	0	0	0	0
Arrest Overview		Crimes Against Property				
Total Arrests	68	Arson	1	0	0	0
Adult Arrests	65	Bribery	0	0	0	0
Juvenile Arrests	3	Burglary/Breaking & Entering	15	0	0	0
Unknown Age	0	Counterfeiting/Forgery	13	0	0	0
Arrests per 100,000 population	N/A	Destruction/Damage/Vandalism of Property	112	5	0	0
		Embezzlement	1	1	0	0
		Extortion/Blackmail	0	0	0	0
		False Pretenses/Swindle/Confidence Game	11	0	0	0
		Credit Card/Automatic Teller Fraud	18	0	0	0
		Impersonation	8	0	0	0
		Welfare Fraud	0	0	0	0
		Wire Fraud	0	0	0	0
		Identity Theft	0	0	0	0
		Hacking/Computer Invasion	0	0	0	0
		Robbery	4	5	1	1
		Pocket-picking	2	1	0	0
		Purse-snatching	0	0	0	0
		Shoplifting	1	0	0	0
		Theft From Building	0	0	0	0
		Theft From Coin Operated Machine or Device	0	0	0	0
		Theft From Motor Vehicle	0	0	0	0
		Theft of Motor Vehicle Parts/Accessories	0	0	0	0
		All Other Larceny	229	1	0	0
		Motor Vehicle Theft	6	0	0	0
		Stolen Property Offenses	5	1	0	0
		Crimes Against Society				
		Drug/Narcotic Violations	28	6	0	0
		Drug Equipment Violations	2	0	0	0
		Betting/Wagering	0	0	0	0
		Operating/Promoting/Assisting Gambling	0	0	0	0
		Gambling Equipment Violations	0	0	0	0
		Sports Tampering	0	0	0	0
		Pornography/Obscene Material	1	0	0	0
		Prostitution	0	0	0	0
		Assisting or Promoting Prostitution	0	0	0	0
		Purchasing Prostitution	0	0	0	0
		Weapon Law Violations	14	2	0	0
		Animal Cruelty	0	0	0	0
		Total Group A Offenses	583	30	1	1
Group B Arrests						
Offense	Adult	Juvenile				
Bad Checks	0	0				
Curfew/Loitering/Vagrancy Violations	0	1				
Disorderly Conduct	2	0				
Driving Under the Influence	6	0				
Drunkenness	9	0				
Family Offenses (Nonviolent)	0	0				
Liquor Law Violations	12	0				
Peeping Tom	0	0				
Runaway	0	0				
Trespass of Real Property	4	0				
All Other Offenses	2	1				
Total Group B	35	2				

(*) Offenses are counted using the FBI Units of Count for Crime

(**) The 'Arrests' column shows arrests made for incidents during the selected period, regardless of arrest date. Arrest counts for the same period may change over time.

Radford University Police Department - VA1300200 - NIBRS Agency Crime Overview - 2019

2019 Population Estimate	N/A	Offenses (*)			Arrests (**)	
		Group A Offenses	Reported	Adult	Juvenile	
Law Enforcement Employees		Crimes Against Persons				
Sworn Male	19	Murder and Nonnegligent Manslaughter	0	0	0	0
Sworn Female	3	Negligent Manslaughter	0	0	0	0
Civilian Male	1	Kidnapping/Abduction	0	0	0	0
Civilian Female	7	Forcible Rape	9	0	0	0
Total:	30	Forcible Sodomy	1	0	0	0
		Sexual Assault With An Object	1	0	0	0
		Forcible Fondling	1	0	0	0
Offense Overview		Incest	0	0	0	0
Incident Total	276	Statutory Rape	0	0	0	0
Offense Total	344	Aggravated Assault	0	0	0	0
Group A Crimes per 100,000 population	N/A	Simple Assault	28	1	0	0
		Intimidation	25	0	0	0
		Human Trafficking, Commercial Sex Acts	0	0	0	0
		Human Trafficking, Involuntary Servitude	0	0	0	0
Arrest Overview		Crimes Against Property				
Total Arrests	57	Arson	1	0	0	0
Adult Arrests	57	Bribery	0	0	0	0
Juvenile Arrests	0	Burglary/Breaking & Entering	2	0	0	0
Unknown Age	0	Counterfeiting/Forgery	1	0	0	0
Arrests per 100,000 population	N/A	Destruction/Damage/Vandalism of Property	70	1	0	0
		Embezzlement	0	0	0	0
		Extortion/Blackmail	3	0	0	0
		False Pretenses/Swindle/Confidence Game	1	0	0	0
		Credit Card/Automatic Teller Fraud	1	0	0	0
		Impersonation	0	0	0	0
		Welfare Fraud	0	0	0	0
		Wire Fraud	0	0	0	0
		Identity Theft	0	0	0	0
		Hacking/Computer Invasion	0	0	0	0
		Robbery	0	0	0	0
		Pocket-picking	0	0	0	0
		Purse-snatching	0	0	0	0
		Shoplifting	9	0	0	0
		Theft From Building	26	0	0	0
		Theft From Coin Operated Machine or Device	0	0	0	0
		Theft From Motor Vehicle	5	0	0	0
		Theft of Motor Vehicle Parts/Accessories	0	0	0	0
		All Other Larceny	13	0	0	0
		Motor Vehicle Theft	0	0	0	0
		Stolen Property Offenses	0	0	0	0
		Crimes Against Society				
		Drug/Narcotic Violations	94	5	0	0
		Drug Equipment Violations	51	1	0	0
		Betting/Wagering	0	0	0	0
		Operating/Promoting/Assisting Gambling	0	0	0	0
		Gambling Equipment Violations	0	0	0	0
		Sports Tampering	0	0	0	0
		Pornography/Obscene Material	1	0	0	0
		Prostitution	0	0	0	0
		Assisting or Promoting Prostitution	0	0	0	0
		Purchasing Prostitution	0	0	0	0
		Weapon Law Violations	1	0	0	0
		Animal Cruelty	0	0	0	0
		Total Group A Offenses	344	8	0	0
Group B Arrests						
Offense	Adult	Juvenile				
Bad Checks	0	0				
Curfew/Loitering/Vagrancy Violations	0	0				
Disorderly Conduct	0	0				
Driving Under the Influence	2	0				
Drunkenness	12	0				
Family Offenses (Nonviolent)	0	0				
Liquor Law Violations	34	0				
Peeping Tom	0	0				
Runaway	0	0				
Trespass of Real Property	0	0				
All Other Offenses	1	0				
Total Group B	49	0				

(*) Offenses are counted using the FBI Units of Count for Crime

(**) The 'Arrests' column shows arrests made for incidents during the selected period, regardless of arrest date. Arrest counts for the same period may change over time.

Richard Bland College Police Department - VA0740200 - NIBRS Agency Crime Overview - 2019

2019 Population Estimate	N/A	Offenses (*)			Arrests (**)	
		Group A Offenses	Reported	Adult	Juvenile	
Law Enforcement Employees		Crimes Against Persons				
Sworn Male	4	Murder and Nonnegligent Manslaughter	0	0	0	0
Sworn Female	0	Negligent Manslaughter	0	0	0	0
Civilian Male	0	Kidnapping/Abduction	0	0	0	0
Civilian Female	1	Forcible Rape	1	0	0	0
Total:	5	Forcible Sodomy	0	0	0	0
		Sexual Assault With An Object	0	0	0	0
		Forcible Fondling	1	0	0	0
Offense Overview		Incest	0	0	0	0
Incident Total	58	Statutory Rape	0	0	0	0
Offense Total	66	Aggravated Assault	0	0	0	0
Group A Crimes per 100,000 population	N/A	Simple Assault	12	0	0	0
		Intimidation	1	0	0	0
		Human Trafficking, Commercial Sex Acts	0	0	0	0
		Human Trafficking, Involuntary Servitude	0	0	0	0
Arrest Overview		Crimes Against Property				
Total Arrests	0	Arson	0	0	0	0
Adult Arrests	0	Bribery	0	0	0	0
Juvenile Arrests	0	Burglary/Breaking & Entering	2	0	0	0
Unknown Age	0	Counterfeiting/Forgery	0	0	0	0
Arrests per 100,000 population	N/A	Destruction/Damage/Vandalism of Property	20	0	0	0
		Embezzlement	0	0	0	0
		Extortion/Blackmail	0	0	0	0
		False Pretenses/Swindle/Confidence Game	0	0	0	0
		Credit Card/Automatic Teller Fraud	0	0	0	0
		Impersonation	0	0	0	0
		Welfare Fraud	0	0	0	0
		Wire Fraud	1	0	0	0
		Identity Theft	0	0	0	0
		Hacking/Computer Invasion	0	0	0	0
		Robbery	0	0	0	0
		Pocket-picking	0	0	0	0
		Purse-snatching	0	0	0	0
		Shoplifting	0	0	0	0
		Theft From Building	13	0	0	0
		Theft From Coin Operated Machine or Device	0	0	0	0
		Theft From Motor Vehicle	1	0	0	0
		Theft of Motor Vehicle Parts/Accessories	0	0	0	0
		All Other Larceny	3	0	0	0
		Motor Vehicle Theft	0	0	0	0
		Stolen Property Offenses	0	0	0	0
		Crimes Against Society				
		Drug/Narcotic Violations	10	0	0	0
		Drug Equipment Violations	1	0	0	0
		Betting/Wagering	0	0	0	0
		Operating/Promoting/Assisting Gambling	0	0	0	0
		Gambling Equipment Violations	0	0	0	0
		Sports Tampering	0	0	0	0
		Pornography/Obscene Material	0	0	0	0
		Prostitution	0	0	0	0
		Assisting or Promoting Prostitution	0	0	0	0
		Purchasing Prostitution	0	0	0	0
		Weapon Law Violations	0	0	0	0
		Animal Cruelty	0	0	0	0
		Total Group A Offenses	66	0	0	0

Group B Arrests	Adult	Juvenile
Bad Checks	0	0
Curfew/Loitering/Vagrancy Violations	0	0
Disorderly Conduct	0	0
Driving Under the Influence	0	0
Drunkenness	0	0
Family Offenses (Nonviolent)	0	0
Liquor Law Violations	0	0
Peeping Tom	0	0
Runaway	0	0
Trespass of Real Property	0	0
All Other Offenses	0	0
Total Group B	0	0

(*) Offenses are counted using the FBI Units of Count for Crime

(**) The 'Arrests' column shows arrests made for incidents during the selected period, regardless of arrest date. Arrest counts for the same period may change over time.

Thomas Nelson Comm. College Police⁰ - VA1110300 - NIBRS Agency Crime Overview - 2019

2019 Population Estimate	N/A		Offenses (*)	Arrests (**)	
			Reported	Adult	Juvenile
Law Enforcement Employees		Group A Offenses			
		Crimes Against Persons			
Sworn Male	6	Murder and Nonnegligent Manslaughter	0	0	0
Sworn Female	1	Negligent Manslaughter	0	0	0
Civilian Male	1	Kidnapping/Abduction	0	0	0
Civilian Female	2	Forcible Rape	0	0	0
Total:	10	Forcible Sodomy	0	0	0
		Sexual Assault With An Object	0	0	0
		Forcible Fondling	0	0	0
Offense Overview		Incest	0	0	0
Incident Total	0	Statutory Rape	0	0	0
Offense Total	0	Aggravated Assault	0	0	0
Group A Crimes per 100,000 population	N/A	Simple Assault	0	0	0
		Intimidation	0	0	0
		Human Trafficking, Commercial Sex Acts	0	0	0
		Human Trafficking, Involuntary Servitude	0	0	0
Arrest Overview		Crimes Against Property			
Total Arrests	0	Arson	0	0	0
Adult Arrests	0	Bribery	0	0	0
Juvenile Arrests	0	Burglary/Breaking & Entering	0	0	0
Unknown Age	0	Counterfeiting/Forgery	0	0	0
Arrests per 100,000 population	N/A	Destruction/Damage/Vandalism of Property	0	0	0
		Embezzlement	0	0	0
		Extortion/Blackmail	0	0	0
		False Pretenses/Swindle/Confidence Game	0	0	0
		Credit Card/Automatic Teller Fraud	0	0	0
		Impersonation	0	0	0
		Welfare Fraud	0	0	0
		Wire Fraud	0	0	0
		Identity Theft	0	0	0
		Hacking/Computer Invasion	0	0	0
		Robbery	0	0	0
		Pocket-picking	0	0	0
		Purse-snatching	0	0	0
		Shoplifting	0	0	0
		Theft From Building	0	0	0
		Theft From Coin Operated Machine or Device	0	0	0
		Theft From Motor Vehicle	0	0	0
		Theft of Motor Vehicle Parts/Accessories	0	0	0
		All Other Larceny	0	0	0
		Motor Vehicle Theft	0	0	0
		Stolen Property Offenses	0	0	0
		Crimes Against Society			
		Drug/Narcotic Violations	0	0	0
		Drug Equipment Violations	0	0	0
		Betting/Wagering	0	0	0
		Operating/Promoting/Assisting Gambling	0	0	0
		Gambling Equipment Violations	0	0	0
		Sports Tampering	0	0	0
		Pornography/Obscene Material	0	0	0
		Prostitution	0	0	0
		Assisting or Promoting Prostitution	0	0	0
		Purchasing Prostitution	0	0	0
		Weapon Law Violations	0	0	0
		Animal Cruelty	0	0	0
		Total Group A Offenses	0	0	0

(*) Offenses are counted using the FBI Units of Count for Crime

(**) The 'Arrests' column shows arrests made for incidents during the selected period, regardless of arrest date. Arrest counts for the same period may change over time.

University Of Mary Washington Police Department - VA1090100 - NIBRS Agency Crime Overview - 2019

2019 Population Estimate	N/A	Offenses (*)			Arrests (**)	
		Group A Offenses	Reported	Adult	Juvenile	
Law Enforcement Employees		Crimes Against Persons				
Sworn Male	16	Murder and Nonnegligent Manslaughter	0	0	0	0
Sworn Female	2	Negligent Manslaughter	0	0	0	0
Civilian Male	2	Kidnapping/Abduction	0	0	0	0
Civilian Female	2	Forcible Rape	2	0	0	0
Total:	22	Forcible Sodomy	0	0	0	0
		Sexual Assault With An Object	0	0	0	0
		Forcible Fondling	3	0	0	0
Offense Overview		Incest	0	0	0	0
Incident Total	89	Statutory Rape	0	0	0	0
Offense Total	93	Aggravated Assault	1	0	0	0
Group A Crimes per 100,000 population	N/A	Simple Assault	8	0	0	0
		Intimidation	2	0	0	0
		Human Trafficking, Commercial Sex Acts	0	0	0	0
		Human Trafficking, Involuntary Servitude	0	0	0	0
Arrest Overview		Crimes Against Property				
Total Arrests	8	Arson	0	0	0	0
Adult Arrests	8	Bribery	0	0	0	0
Juvenile Arrests	0	Burglary/Breaking & Entering	0	0	0	0
Unknown Age	0	Counterfeiting/Forgery	2	0	0	0
Arrests per 100,000 population	N/A	Destruction/Damage/Vandalism of Property	27	0	0	0
		Embezzlement	0	0	0	0
		Extortion/Blackmail	0	0	0	0
		False Pretenses/Swindle/Confidence Game	0	0	0	0
		Credit Card/Automatic Teller Fraud	0	0	0	0
		Impersonation	1	1	0	0
		Welfare Fraud	0	0	0	0
		Wire Fraud	0	0	0	0
		Identity Theft	0	0	0	0
		Hacking/Computer Invasion	0	0	0	0
		Robbery	0	0	0	0
		Pocket-picking	0	0	0	0
		Purse-snatching	0	0	0	0
		Shoplifting	0	0	0	0
		Theft From Building	0	0	0	0
		Theft From Coin Operated Machine or Device	0	0	0	0
		Theft From Motor Vehicle	0	0	0	0
		Theft of Motor Vehicle Parts/Accessories	0	0	0	0
		All Other Larceny	34	1	0	0
		Motor Vehicle Theft	0	0	0	0
		Stolen Property Offenses	0	0	0	0
		Crimes Against Society				
		Drug/Narcotic Violations	12	0	0	0
		Drug Equipment Violations	1	0	0	0
		Betting/Wagering	0	0	0	0
		Operating/Promoting/Assisting Gambling	0	0	0	0
		Gambling Equipment Violations	0	0	0	0
		Sports Tampering	0	0	0	0
		Pornography/Obscene Material	0	0	0	0
		Prostitution	0	0	0	0
		Assisting or Promoting Prostitution	0	0	0	0
		Purchasing Prostitution	0	0	0	0
		Weapon Law Violations	0	0	0	0
		Animal Cruelty	0	0	0	0
		Total Group A Offenses	93	2	0	0

Group B Arrests	Adult	Juvenile
Bad Checks	0	0
Curfew/Loitering/Vagrancy Violations	0	0
Disorderly Conduct	0	0
Driving Under the Influence	0	0
Drunkenness	2	0
Family Offenses (Nonviolent)	0	0
Liquor Law Violations	0	0
Peeping Tom	0	0
Runaway	0	0
Trespass of Real Property	3	0
All Other Offenses	1	0
Total Group B	6	0

(*) Offenses are counted using the FBI Units of Count for Crime

(**) The 'Arrests' column shows arrests made for incidents during the selected period, regardless of arrest date. Arrest counts for the same period may change over time.

University Of Richmond Police Department - VA1300400 - NIBRS Agency Crime Overview - 2019

2019 Population Estimate	N/A	Offenses (*)			Arrests (**)	
		Group A Offenses	Reported	Adult	Juvenile	
Law Enforcement Employees		Crimes Against Persons				
Sworn Male	18	Murder and Nonnegligent Manslaughter	0	0	0	0
Sworn Female	4	Negligent Manslaughter	0	0	0	0
Civilian Male	7	Kidnapping/Abduction	0	0	0	0
Civilian Female	5	Forcible Rape	4	0	0	0
Total:	34	Forcible Sodomy	1	0	0	0
		Sexual Assault With An Object	1	0	0	0
		Forcible Fondling	2	0	0	0
Offense Overview		Incest	0	0	0	0
Incident Total	174	Statutory Rape	0	0	0	0
Offense Total	211	Aggravated Assault	0	0	0	0
Group A Crimes per 100,000 population	N/A	Simple Assault	5	0	0	0
		Intimidation	4	0	0	0
		Human Trafficking, Commercial Sex Acts	0	0	0	0
		Human Trafficking, Involuntary Servitude	0	0	0	0
Arrest Overview		Crimes Against Property				
Total Arrests	18	Arson	2	0	0	0
Adult Arrests	18	Bribery	0	0	0	0
Juvenile Arrests	0	Burglary/Breaking & Entering	12	0	0	0
Unknown Age	0	Counterfeiting/Forgery	1	0	0	0
Arrests per 100,000 population	N/A	Destruction/Damage/Vandalism of Property	44	2	0	0
		Embezzlement	0	0	0	0
		Extortion/Blackmail	2	0	0	0
		False Pretenses/Swindle/Confidence Game	0	0	0	0
		Credit Card/Automatic Teller Fraud	2	0	0	0
		Impersonation	0	0	0	0
		Welfare Fraud	0	0	0	0
		Wire Fraud	0	0	0	0
		Identity Theft	0	0	0	0
		Hacking/Computer Invasion	0	0	0	0
		Robbery	0	0	0	0
		Pocket-picking	0	0	0	0
		Purse-snatching	0	0	0	0
		Shoplifting	1	0	0	0
		Theft From Building	54	0	0	0
		Theft From Coin Operated Machine or Device	1	0	0	0
		Theft From Motor Vehicle	5	0	0	0
		Theft of Motor Vehicle Parts/Accessories	1	0	0	0
		All Other Larceny	9	0	0	0
		Motor Vehicle Theft	1	0	0	0
		Stolen Property Offenses	0	0	0	0
		Crimes Against Society				
		Drug/Narcotic Violations	32	10	0	0
		Drug Equipment Violations	27	0	0	0
		Betting/Wagering	0	0	0	0
		Operating/Promoting/Assisting Gambling	0	0	0	0
		Gambling Equipment Violations	0	0	0	0
		Sports Tampering	0	0	0	0
		Pornography/Obscene Material	0	0	0	0
		Prostitution	0	0	0	0
		Assisting or Promoting Prostitution	0	0	0	0
		Purchasing Prostitution	0	0	0	0
		Weapon Law Violations	0	0	0	0
		Animal Cruelty	0	0	0	0
		Total Group A Offenses	211	12	0	0

Group B Arrests	Adult	Juvenile
Bad Checks	1	0
Curfew/Loitering/Vagrancy Violations	0	0
Disorderly Conduct	0	0
Driving Under the Influence	1	0
Drunkenness	2	0
Family Offenses (Nonviolent)	0	0
Liquor Law Violations	0	0
Peeping Tom	0	0
Runaway	0	0
Trespass of Real Property	0	0
All Other Offenses	2	0
Total Group B	6	0

(*) Offenses are counted using the FBI Units of Count for Crime

(**) The 'Arrests' column shows arrests made for incidents during the selected period, regardless of arrest date. Arrest counts for the same period may change over time.

University Of Virginia Police Department - VA0020100 - NIBRS Agency Crime Overview - 2019

2019 Population Estimate	N/A	Offenses (*)			Arrests (**)	
		Group A Offenses	Reported	Adult	Juvenile	
Law Enforcement Employees		Crimes Against Persons				
Sworn Male	43	Murder and Nonnegligent Manslaughter	0	0	0	0
Sworn Female	10	Negligent Manslaughter	0	0	0	0
Civilian Male	51	Kidnapping/Abduction	1	0	0	0
Civilian Female	19	Forcible Rape	8	1	0	0
Total:	123	Forcible Sodomy	1	0	0	0
		Sexual Assault With An Object	0	0	0	0
		Forcible Fondling	4	0	0	0
Offense Overview		Incest	0	0	0	0
Incident Total	444	Statutory Rape	0	0	0	0
Offense Total	491	Aggravated Assault	8	2	0	0
Group A Crimes per 100,000 population	N/A	Simple Assault	103	5	0	0
		Intimidation	31	0	0	0
		Human Trafficking, Commercial Sex Acts	0	0	0	0
		Human Trafficking, Involuntary Servitude	0	0	0	0
Arrest Overview		Crimes Against Property				
Total Arrests	84	Arson	0	0	0	0
Adult Arrests	84	Bribery	0	0	0	0
Juvenile Arrests	0	Burglary/Breaking & Entering	8	0	0	0
Unknown Age	0	Counterfeiting/Forgery	19	1	0	0
Arrests per 100,000 population	N/A	Destruction/Damage/Vandalism of Property	61	1	0	0
		Embezzlement	1	0	0	0
		Extortion/Blackmail	0	0	0	0
		False Pretenses/Swindle/Confidence Game	11	0	0	0
		Credit Card/Automatic Teller Fraud	10	0	0	0
		Impersonation	18	1	0	0
		Welfare Fraud	0	0	0	0
		Wire Fraud	5	0	0	0
		Identity Theft	0	0	0	0
		Hacking/Computer Invasion	0	0	0	0
		Robbery	2	2	0	0
		Pocket-picking	1	0	0	0
		Purse-snatching	0	0	0	0
		Shoplifting	9	1	0	0
		Theft From Building	81	0	0	0
		Theft From Coin Operated Machine or Device	0	0	0	0
		Theft From Motor Vehicle	18	0	0	0
		Theft of Motor Vehicle Parts/Accessories	8	0	0	0
		All Other Larceny	52	2	0	0
		Motor Vehicle Theft	6	0	0	0
		Stolen Property Offenses	0	0	0	0
		Crimes Against Society				
		Drug/Narcotic Violations	21	1	0	0
		Drug Equipment Violations	2	0	0	0
		Betting/Wagering	0	0	0	0
		Operating/Promoting/Assisting Gambling	0	0	0	0
		Gambling Equipment Violations	0	0	0	0
		Sports Tampering	0	0	0	0
		Pornography/Obscene Material	1	1	0	0
		Prostitution	0	0	0	0
		Assisting or Promoting Prostitution	0	0	0	0
		Purchasing Prostitution	0	0	0	0
		Weapon Law Violations	1	0	0	0
		Animal Cruelty	0	0	0	0
		Total Group A Offenses	491	18	0	0
Group B Arrests						
Offense	Adult	Juvenile				
Bad Checks	0	0				
Curfew/Loitering/Vagrancy Violations	0	0				
Disorderly Conduct	0	0				
Driving Under the Influence	6	0				
Drunkenness	40	0				
Family Offenses (Nonviolent)	0	0				
Liquor Law Violations	3	0				
Peeping Tom	0	0				
Runaway	0	0				
Trespass of Real Property	13	0				
All Other Offenses	4	0				
Total Group B	66	0				

(*) Offenses are counted using the FBI Units of Count for Crime

(**) The 'Arrests' column shows arrests made for incidents during the selected period, regardless of arrest date. Arrest counts for the same period may change over time.

UVA's College At Wise Police - VA0960700 - NIBRS Agency Crime Overview - 2019

2019 Population Estimate	N/A	Offenses (*)		Arrests (**)	
		Group A Offenses	Reported	Adult	Juvenile
Law Enforcement Employees		Crimes Against Persons			
Sworn Male	9	Murder and Nonnegligent Manslaughter	0	0	0
Sworn Female	0	Negligent Manslaughter	0	0	0
Civilian Male	0	Kidnapping/Abduction	1	0	0
Civilian Female	1	Forcible Rape	0	0	0
Total:	10	Forcible Sodomy	0	0	0
		Sexual Assault With An Object	0	0	0
		Forcible Fondling	0	0	0
Offense Overview		Incest	0	0	0
Incident Total	30	Statutory Rape	0	0	0
Offense Total	31	Aggravated Assault	0	0	0
Group A Crimes per 100,000 population	N/A	Simple Assault	6	2	0
		Intimidation	1	0	0
		Human Trafficking, Commercial Sex Acts	0	0	0
		Human Trafficking, Involuntary Servitude	0	0	0
Arrest Overview		Crimes Against Property			
Total Arrests	8	Arson	0	0	0
Adult Arrests	6	Bribery	0	0	0
Juvenile Arrests	2	Burglary/Breaking & Entering	1	0	0
Unknown Age	0	Counterfeiting/Forgery	0	0	0
Arrests per 100,000 population	N/A	Destruction/Damage/Vandalism of Property	7	0	2
		Embezzlement	0	0	0
		Extortion/Blackmail	0	0	0
		False Pretenses/Swindle/Confidence Game	0	0	0
		Credit Card/Automatic Teller Fraud	0	0	0
		Impersonation	0	0	0
		Welfare Fraud	0	0	0
		Wire Fraud	1	0	0
		Identity Theft	0	0	0
		Hacking/Computer Invasion	0	0	0
		Robbery	0	0	0
		Pocket-picking	0	0	0
		Purse-snatching	0	0	0
		Shoplifting	0	0	0
		Theft From Building	1	0	0
		Theft From Coin Operated Machine or Device	0	0	0
		Theft From Motor Vehicle	3	0	0
		Theft of Motor Vehicle Parts/Accessories	0	0	0
		All Other Larceny	7	0	0
		Motor Vehicle Theft	0	0	0
		Stolen Property Offenses	0	0	0
		Crimes Against Society			
		Drug/Narcotic Violations	3	0	0
		Drug Equipment Violations	0	0	0
		Betting/Wagering	0	0	0
		Operating/Promoting/Assisting Gambling	0	0	0
		Gambling Equipment Violations	0	0	0
		Sports Tampering	0	0	0
		Pornography/Obscene Material	0	0	0
		Prostitution	0	0	0
		Assisting or Promoting Prostitution	0	0	0
		Purchasing Prostitution	0	0	0
		Weapon Law Violations	0	0	0
		Animal Cruelty	0	0	0
		Total Group A Offenses	31	2	2
Group B Arrests					
Offense	Adult	Juvenile			
Bad Checks	0	0			
Curfew/Loitering/Vagrancy Violations	0	0			
Disorderly Conduct	0	0			
Driving Under the Influence	0	0			
Drunkenness	0	0			
Family Offenses (Nonviolent)	0	0			
Liquor Law Violations	2	0			
Peeping Tom	0	0			
Runaway	0	0			
Trespass of Real Property	0	0			
All Other Offenses	2	0			
Total Group B	4	0			

(*) Offenses are counted using the FBI Units of Count for Crime

(**) The 'Arrests' column shows arrests made for incidents during the selected period, regardless of arrest date. Arrest counts for the same period may change over time.

VCU Campus Police Department - VA1300300 - NIBRS Agency Crime Overview - 2019

2019 Population Estimate	N/A	Offenses (*)		Arrests (**)	
		Group A Offenses	Reported	Adult	Juvenile
Law Enforcement Employees		Crimes Against Persons			
Sworn Male	72	Murder and Nonnegligent Manslaughter	0	0	0
Sworn Female	21	Negligent Manslaughter	0	0	0
Civilian Male	6	Kidnapping/Abduction	3	2	0
Civilian Female	22	Forcible Rape	3	0	0
Total:	121	Forcible Sodomy	1	0	0
		Sexual Assault With An Object	1	0	0
		Forcible Fondling	12	2	0
Offense Overview		Incest	0	0	0
Incident Total	1,285	Statutory Rape	0	0	0
Offense Total	1,410	Aggravated Assault	7	4	0
Group A Crimes per 100,000 population	N/A	Simple Assault	281	63	0
		Intimidation	72	2	0
		Human Trafficking, Commercial Sex Acts	0	0	0
		Human Trafficking, Involuntary Servitude	0	0	0
Arrest Overview		Crimes Against Property			
Total Arrests	799	Arson	1	1	0
Adult Arrests	797	Bribery	0	0	0
Juvenile Arrests	2	Burglary/Breaking & Entering	15	4	0
Unknown Age	0	Counterfeiting/Forgery	9	1	0
Arrests per 100,000 population	N/A	Destruction/Damage/Vandalism of Property	153	9	0
		Embezzlement	2	0	0
		Extortion/Blackmail	1	0	0
		False Pretenses/Swindle/Confidence Game	15	0	0
		Credit Card/Automatic Teller Fraud	20	0	0
		Impersonation	4	1	0
		Welfare Fraud	0	0	0
		Wire Fraud	0	0	0
		Identity Theft	4	0	0
		Hacking/Computer Invasion	0	0	0
		Robbery	3	1	0
		Pocket-picking	1	0	0
		Purse-snatching	1	0	0
		Shoplifting	32	3	0
		Theft From Building	323	0	0
		Theft From Coin Operated Machine or Device	0	0	0
		Theft From Motor Vehicle	61	0	0
		Theft of Motor Vehicle Parts/Accessories	6	0	0
		All Other Larceny	163	32	1
		Motor Vehicle Theft	5	3	0
		Stolen Property Offenses	3	1	0
		Crimes Against Society			
		Drug/Narcotic Violations	165	131	0
		Drug Equipment Violations	13	1	0
		Betting/Wagering	0	0	0
		Operating/Promoting/Assisting Gambling	0	0	0
		Gambling Equipment Violations	0	0	0
		Sports Tampering	0	0	0
		Pornography/Obscene Material	2	2	0
		Prostitution	0	0	0
		Assisting or Promoting Prostitution	0	0	0
		Purchasing Prostitution	0	0	0
		Weapon Law Violations	28	10	0
		Animal Cruelty	0	0	0
		Total Group A Offenses	1,410	273	1
Group B Arrests					
Offense	Adult	Juvenile			
Bad Checks	0	0			
Curfew/Loitering/Vagrancy Violations	0	0			
Disorderly Conduct	33	0			
Driving Under the Influence	62	0			
Drunkenness	79	0			
Family Offenses (Nonviolent)	1	0			
Liquor Law Violations	117	1			
Peeping Tom	0	0			
Runaway	0	0			
Trespass of Real Property	153	0			
All Other Offenses	79	0			
Total Group B	524	1			

(*) Offenses are counted using the FBI Units of Count for Crime

(**) The 'Arrests' column shows arrests made for incidents during the selected period, regardless of arrest date. Arrest counts for the same period may change over time.

Virginia State University Police Department - VA1190200 - NIBRS Agency Crime Overview - 2019

2019 Population Estimate	N/A	Offenses (*)			Arrests (**)	
		Group A Offenses	Reported	Adult	Juvenile	
Law Enforcement Employees		Crimes Against Persons				
Sworn Male	15	Murder and Nonnegligent Manslaughter	0	0	0	0
Sworn Female	5	Negligent Manslaughter	0	0	0	0
Civilian Male	8	Kidnapping/Abduction	0	0	0	0
Civilian Female	7	Forcible Rape	3	0	0	0
Total:	35	Forcible Sodomy	0	0	0	0
		Sexual Assault With An Object	0	0	0	0
		Forcible Fondling	0	0	0	0
Offense Overview		Incest	0	0	0	0
Incident Total	143	Statutory Rape	0	0	0	0
Offense Total	155	Aggravated Assault	1	1	0	0
Group A Crimes per 100,000 population	N/A	Simple Assault	26	8	0	0
		Intimidation	23	0	0	0
		Human Trafficking, Commercial Sex Acts	0	0	0	0
		Human Trafficking, Involuntary Servitude	0	0	0	0
Arrest Overview		Crimes Against Property				
Total Arrests	47	Arson	0	0	0	0
Adult Arrests	47	Bribery	0	0	0	0
Juvenile Arrests	0	Burglary/Breaking & Entering	4	0	0	0
Unknown Age	0	Counterfeiting/Forgery	4	0	0	0
Arrests per 100,000 population	N/A	Destruction/Damage/Vandalism of Property	20	6	0	0
		Embezzlement	0	0	0	0
		Extortion/Blackmail	0	0	0	0
		False Pretenses/Swindle/Confidence Game	0	0	0	0
		Credit Card/Automatic Teller Fraud	3	0	0	0
		Impersonation	0	0	0	0
		Welfare Fraud	0	0	0	0
		Wire Fraud	1	0	0	0
		Identity Theft	0	0	0	0
		Hacking/Computer Invasion	0	0	0	0
		Robbery	0	0	0	0
		Pocket-picking	0	0	0	0
		Purse-snatching	0	0	0	0
		Shoplifting	0	0	0	0
		Theft From Building	21	0	0	0
		Theft From Coin Operated Machine or Device	1	0	0	0
		Theft From Motor Vehicle	1	1	0	0
		Theft of Motor Vehicle Parts/Accessories	1	0	0	0
		All Other Larceny	11	2	0	0
		Motor Vehicle Theft	3	0	0	0
		Stolen Property Offenses	1	0	0	0
		Crimes Against Society				
		Drug/Narcotic Violations	26	11	0	0
		Drug Equipment Violations	1	0	0	0
		Betting/Wagering	1	2	0	0
		Operating/Promoting/Assisting Gambling	0	0	0	0
		Gambling Equipment Violations	1	0	0	0
		Sports Tampering	0	0	0	0
		Pornography/Obscene Material	0	0	0	0
		Prostitution	0	0	0	0
		Assisting or Promoting Prostitution	0	0	0	0
		Purchasing Prostitution	0	0	0	0
		Weapon Law Violations	2	1	0	0
		Animal Cruelty	0	0	0	0
		Total Group A Offenses	155	32	0	0
Group B Arrests						
Offense	Adult	Juvenile				
Bad Checks	0	0				
Curfew/Loitering/Vagrancy Violations	0	0				
Disorderly Conduct	2	0				
Driving Under the Influence	2	0				
Drunkenness	0	0				
Family Offenses (Nonviolent)	0	0				
Liquor Law Violations	0	0				
Peeping Tom	0	0				
Runaway	0	0				
Trespass of Real Property	7	0				
All Other Offenses	4	0				
Total Group B	15	0				

(*) Offenses are counted using the FBI Units of Count for Crime

(**) The 'Arrests' column shows arrests made for incidents during the selected period, regardless of arrest date. Arrest counts for the same period may change over time.

Virginia Tech Police Department - VA0600400 - NIBRS Agency Crime Overview - 2019

2019 Population Estimate	N/A	Offenses (*)		Arrests (**)	
		Group A Offenses	Reported	Adult	Juvenile
Law Enforcement Employees		Crimes Against Persons			
Sworn Male	40	Murder and Nonnegligent Manslaughter	0	0	0
Sworn Female	5	Negligent Manslaughter	0	0	0
Civilian Male	12	Kidnapping/Abduction	4	0	0
Civilian Female	7	Forcible Rape	2	0	0
Total:	64	Forcible Sodomy	1	0	0
		Sexual Assault With An Object	0	0	0
		Forcible Fondling	1	0	0
Offense Overview		Incest	0	0	0
Incident Total	533	Statutory Rape	0	0	0
Offense Total	567	Aggravated Assault	2	2	0
Group A Crimes per 100,000 population	N/A	Simple Assault	35	6	0
		Intimidation	12	2	0
		Human Trafficking, Commercial Sex Acts	0	0	0
		Human Trafficking, Involuntary Servitude	0	0	0
Arrest Overview		Crimes Against Property			
Total Arrests	333	Arson	0	0	0
Adult Arrests	331	Bribery	0	0	0
Juvenile Arrests	2	Burglary/Breaking & Entering	11	0	0
Unknown Age	0	Counterfeiting/Forgery	24	12	0
Arrests per 100,000 population	N/A	Destruction/Damage/Vandalism of Property	112	8	0
		Embezzlement	1	1	0
		Extortion/Blackmail	1	0	0
		False Pretenses/Swindle/Confidence Game	7	1	0
		Credit Card/Automatic Teller Fraud	10	1	0
		Impersonation	5	4	0
		Welfare Fraud	0	0	0
		Wire Fraud	8	0	0
		Identity Theft	2	0	0
		Hacking/Computer Invasion	0	0	0
		Robbery	1	1	0
		Pocket-picking	6	1	0
		Purse-snatching	0	0	0
		Shoplifting	2	0	0
		Theft From Building	105	8	0
		Theft From Coin Operated Machine or Device	3	0	0
		Theft From Motor Vehicle	8	1	0
		Theft of Motor Vehicle Parts/Accessories	0	0	0
		All Other Larceny	59	0	0
		Motor Vehicle Theft	2	1	0
		Stolen Property Offenses	1	0	0
		Crimes Against Society			
		Drug/Narcotic Violations	134	74	0
		Drug Equipment Violations	0	0	0
		Betting/Wagering	0	0	0
		Operating/Promoting/Assisting Gambling	0	0	0
		Gambling Equipment Violations	0	0	0
		Sports Tampering	0	0	0
		Pornography/Obscene Material	6	2	0
		Prostitution	0	0	0
		Assisting or Promoting Prostitution	0	0	0
		Purchasing Prostitution	0	0	0
		Weapon Law Violations	2	1	0
		Animal Cruelty	0	0	0
		Total Group A Offenses	567	126	0
Group B Arrests					
Offense	Adult	Juvenile			
Bad Checks	0	0			
Curfew/Loitering/Vagrancy Violations	0	0			
Disorderly Conduct	1	0			
Driving Under the Influence	20	1			
Drunkenness	141	0			
Family Offenses (Nonviolent)	0	0			
Liquor Law Violations	33	1			
Peeping Tom	0	0			
Runaway	0	0			
Trespass of Real Property	2	0			
All Other Offenses	8	0			
Total Group B	205	2			

(*) Offenses are counted using the FBI Units of Count for Crime

(**) The 'Arrests' column shows arrests made for incidents during the selected period, regardless of arrest date. Arrest counts for the same period may change over time.

Virginia Western Community College Police - VA1230200 - NIBRS Agency Crime Overview - 2019

2019 Population Estimate	N/A		Offenses (*)	Arrests (**)	
			Reported	Adult	Juvenile
Law Enforcement Employees		Group A Offenses			
		Crimes Against Persons			
Sworn Male	8	Murder and Nonnegligent Manslaughter	0	0	0
Sworn Female	0	Negligent Manslaughter	0	0	0
Civilian Male	0	Kidnapping/Abduction	0	0	0
Civilian Female	0	Forcible Rape	0	0	0
Total:	8	Forcible Sodomy	0	0	0
		Sexual Assault With An Object	0	0	0
		Forcible Fondling	0	0	0
Offense Overview		Incest	0	0	0
Incident Total	7	Statutory Rape	0	0	0
Offense Total	7	Aggravated Assault	0	0	0
Group A Crimes per 100,000 population	N/A	Simple Assault	4	0	0
		Intimidation	0	0	0
		Human Trafficking, Commercial Sex Acts	0	0	0
		Human Trafficking, Involuntary Servitude	0	0	0
Arrest Overview		Crimes Against Property			
Total Arrests	0	Arson	0	0	0
Adult Arrests	0	Bribery	0	0	0
Juvenile Arrests	0	Burglary/Breaking & Entering	0	0	0
Unknown Age	0	Counterfeiting/Forgery	0	0	0
Arrests per 100,000 population	N/A	Destruction/Damage/Vandalism of Property	1	0	0
		Embezzlement	0	0	0
		Extortion/Blackmail	0	0	0
		False Pretenses/Swindle/Confidence Game	0	0	0
		Credit Card/Automatic Teller Fraud	0	0	0
		Impersonation	0	0	0
		Welfare Fraud	0	0	0
		Wire Fraud	0	0	0
		Identity Theft	0	0	0
		Hacking/Computer Invasion	0	0	0
		Robbery	0	0	0
		Pocket-picking	0	0	0
		Purse-snatching	0	0	0
		Shoplifting	0	0	0
		Theft From Building	2	0	0
		Theft From Coin Operated Machine or Device	0	0	0
		Theft From Motor Vehicle	0	0	0
		Theft of Motor Vehicle Parts/Accessories	0	0	0
		All Other Larceny	0	0	0
		Motor Vehicle Theft	0	0	0
		Stolen Property Offenses	0	0	0
		Crimes Against Society			
		Drug/Narcotic Violations	0	0	0
		Drug Equipment Violations	0	0	0
		Betting/Wagering	0	0	0
		Operating/Promoting/Assisting Gambling	0	0	0
		Gambling Equipment Violations	0	0	0
		Sports Tampering	0	0	0
		Pornography/Obscene Material	0	0	0
		Prostitution	0	0	0
		Assisting or Promoting Prostitution	0	0	0
		Purchasing Prostitution	0	0	0
		Weapon Law Violations	0	0	0
		Animal Cruelty	0	0	0
		Total Group A Offenses	7	0	0

(*) Offenses are counted using the FBI Units of Count for Crime

(**) The 'Arrests' column shows arrests made for incidents during the selected period, regardless of arrest date. Arrest counts for the same period may change over time.

VMI Police Department - VA0810300 - NIBRS Agency Crime Overview - 2019

2019 Population Estimate	N/A	Offenses (*)		Arrests (**)	
		Group A Offenses	Reported	Adult	Juvenile
Law Enforcement Employees		Crimes Against Persons			
Sworn Male	10	Murder and Nonnegligent Manslaughter	0	0	0
Sworn Female	1	Negligent Manslaughter	0	0	0
Civilian Male	0	Kidnapping/Abduction	0	0	0
Civilian Female	1	Forcible Rape	3	0	0
Total:	12	Forcible Sodomy	1	0	0
		Sexual Assault With An Object	0	0	0
		Forcible Fondling	1	0	0
Offense Overview		Incest	0	0	0
Incident Total	36	Statutory Rape	1	0	0
Offense Total	40	Aggravated Assault	0	0	0
Group A Crimes per 100,000 population	N/A	Simple Assault	1	0	0
		Intimidation	1	0	0
		Human Trafficking, Commercial Sex Acts	0	0	0
		Human Trafficking, Involuntary Servitude	0	0	0
Arrest Overview		Crimes Against Property			
Total Arrests	0	Arson	0	0	0
Adult Arrests	0	Bribery	0	0	0
Juvenile Arrests	0	Burglary/Breaking & Entering	3	0	0
Unknown Age	0	Counterfeiting/Forgery	0	0	0
Arrests per 100,000 population	N/A	Destruction/Damage/Vandalism of Property	11	0	0
		Embezzlement	1	0	0
		Extortion/Blackmail	0	0	0
		False Pretenses/Swindle/Confidence Game	0	0	0
		Credit Card/Automatic Teller Fraud	0	0	0
		Impersonation	0	0	0
		Welfare Fraud	0	0	0
		Wire Fraud	0	0	0
		Identity Theft	0	0	0
		Hacking/Computer Invasion	0	0	0
		Robbery	0	0	0
		Pocket-picking	4	0	0
		Purse-snatching	0	0	0
		Shoplifting	2	0	0
		Theft From Building	5	0	0
		Theft From Coin Operated Machine or Device	0	0	0
		Theft From Motor Vehicle	2	0	0
		Theft of Motor Vehicle Parts/Accessories	2	0	0
		All Other Larceny	2	0	0
		Motor Vehicle Theft	0	0	0
		Stolen Property Offenses	0	0	0
Group B Arrests		Crimes Against Society			
Offense	Adult	Juvenile			
Bad Checks	0	0	Drug/Narcotic Violations	0	0
Curfew/Loitering/Vagrancy Violations	0	0	Drug Equipment Violations	0	0
Disorderly Conduct	0	0	Betting/Wagering	0	0
Driving Under the Influence	0	0	Operating/Promoting/Assisting Gambling	0	0
Drunkenness	0	0	Gambling Equipment Violations	0	0
Family Offenses (Nonviolent)	0	0	Sports Tampering	0	0
Liquor Law Violations	0	0	Pornography/Obscene Material	0	0
Peeping Tom	0	0	Prostitution	0	0
Runaway	0	0	Assisting or Promoting Prostitution	0	0
Trespass of Real Property	0	0	Purchasing Prostitution	0	0
All Other Offenses	0	0	Weapon Law Violations	0	0
Total Group B	0	0	Animal Cruelty	0	0
			Total Group A Offenses	40	0

(*) Offenses are counted using the FBI Units of Count for Crime

(**) The 'Arrests' column shows arrests made for incidents during the selected period, regardless of arrest date. Arrest counts for the same period may change over time.

William & Mary Police Department - VA1300100 - NIBRS Agency Crime Overview - 2019

2019 Population Estimate	N/A	Offenses (*)		Arrests (**)		
		Reported	Adult	Juvenile		
Law Enforcement Employees		Group A Offenses				
		Crimes Against Persons				
Sworn Male	14	Murder and Nonnegligent Manslaughter	0	0	0	
Sworn Female	7	Negligent Manslaughter	0	0	0	
Civilian Male	2	Kidnapping/Abduction	0	0	0	
Civilian Female	5	Forcible Rape	0	0	0	
Total:	28	Forcible Sodomy	0	0	0	
		Sexual Assault With An Object	0	0	0	
		Forcible Fondling	1	0	0	
Offense Overview		Incest	0	0	0	
Incident Total	143	Statutory Rape	0	0	0	
Offense Total	154	Aggravated Assault	0	0	0	
Group A Crimes per 100,000 population	N/A	Simple Assault	3	0	0	
		Intimidation	3	0	0	
		Human Trafficking, Commercial Sex Acts	0	0	0	
		Human Trafficking, Involuntary Servitude	0	0	0	
Arrest Overview		Crimes Against Property				
Total Arrests	27	Arson	0	0	0	
Adult Arrests	27	Bribery	0	0	0	
Juvenile Arrests	0	Burglary/Breaking & Entering	11	1	0	
Unknown Age	0	Counterfeiting/Forgery	2	1	0	
Arrests per 100,000 population	N/A	Destruction/Damage/Vandalism of Property	32	3	0	
		Embezzlement	0	0	0	
		Extortion/Blackmail	1	0	0	
		False Pretenses/Swindle/Confidence Game	2	1	0	
		Credit Card/Automatic Teller Fraud	4	0	0	
		Impersonation	0	0	0	
		Welfare Fraud	0	0	0	
		Wire Fraud	3	0	0	
		Identity Theft	0	0	0	
		Hacking/Computer Invasion	0	0	0	
		Robbery	0	0	0	
		Pocket-picking	0	0	0	
		Purse-snatching	0	0	0	
		Shoplifting	1	1	0	
		Theft From Building	4	1	0	
		Theft From Coin Operated Machine or Device	0	0	0	
		Theft From Motor Vehicle	1	0	0	
		Theft of Motor Vehicle Parts/Accessories	0	0	0	
		All Other Larceny	63	2	0	
		Motor Vehicle Theft	0	0	0	
		Stolen Property Offenses	0	0	0	
		Crimes Against Society				
		Drug/Narcotic Violations	17	6	0	
		Drug Equipment Violations	6	0	0	
		Betting/Wagering	0	0	0	
		Operating/Promoting/Assisting Gambling	0	0	0	
		Gambling Equipment Violations	0	0	0	
		Sports Tampering	0	0	0	
		Pornography/Obscene Material	0	0	0	
		Prostitution	0	0	0	
		Assisting or Promoting Prostitution	0	0	0	
		Purchasing Prostitution	0	0	0	
		Weapon Law Violations	0	0	0	
		Animal Cruelty	0	0	0	
		Total Group A Offenses	154	16	0	
Group B Arrests						
Offense	Adult	Juvenile				
Bad Checks	0	0				
Curfew/Loitering/Vagrancy Violations	0	0				
Disorderly Conduct	1	0				
Driving Under the Influence	1	0				
Drunkenness	4	0				
Family Offenses (Nonviolent)	0	0				
Liquor Law Violations	2	0				
Peeping Tom	0	0				
Runaway	0	0				
Trespass of Real Property	3	0				
All Other Offenses	0	0				
Total Group B	11	0				

(*) Offenses are counted using the FBI Units of Count for Crime

(**) The 'Arrests' column shows arrests made for incidents during the selected period, regardless of arrest date. Arrest counts for the same period may change over time.

State Police - Accomack CO - VA001SP00 - NIBRS Agency Crime Overview - 2019

2019 Population Estimate	N/A	Offenses (*)		Arrests (**)	
		Group A Offenses	Reported	Adult	Juvenile
Law Enforcement Employees		Crimes Against Persons			
Sworn Male	0	Murder and Nonnegligent Manslaughter	3	0	0
Sworn Female	0	Negligent Manslaughter	0	0	0
Civilian Male	0	Kidnapping/Abduction	5	1	0
Civilian Female	0	Forcible Rape	0	0	0
Total:	0	Forcible Sodomy	0	0	0
		Sexual Assault With An Object	0	0	0
		Forcible Fondling	0	0	0
Offense Overview		Incest	0	0	0
Incident Total	135	Statutory Rape	0	0	0
Offense Total	157	Aggravated Assault	14	8	0
Group A Crimes per 100,000 population	N/A	Simple Assault	5	3	0
		Intimidation	0	0	0
		Human Trafficking, Commercial Sex Acts	0	0	0
		Human Trafficking, Involuntary Servitude	0	0	0
Arrest Overview		Crimes Against Property			
Total Arrests	207	Arson	5	0	0
Adult Arrests	203	Bribery	0	0	0
Juvenile Arrests	1	Burglary/Breaking & Entering	0	0	0
Unknown Age	3	Counterfeiting/Forgery	16	13	0
Arrests per 100,000 population	N/A	Destruction/Damage/Vandalism of Property	5	0	0
		Embezzlement	1	0	0
		Extortion/Blackmail	0	0	0
		False Pretenses/Swindle/Confidence Game	15	6	0
		Credit Card/Automatic Teller Fraud	1	0	0
		Impersonation	2	2	0
		Welfare Fraud	0	0	0
		Wire Fraud	0	0	0
		Identity Theft	0	0	0
		Hacking/Computer Invasion	0	0	0
		Robbery	0	0	0
		Pocket-picking	1	0	0
		Purse-snatching	0	0	0
		Shoplifting	2	1	0
		Theft From Building	0	0	0
		Theft From Coin Operated Machine or Device	0	0	0
		Theft From Motor Vehicle	0	0	0
		Theft of Motor Vehicle Parts/Accessories	0	0	0
		All Other Larceny	10	1	0
		Motor Vehicle Theft	1	0	0
		Stolen Property Offenses	2	0	0
		Crimes Against Society			
		Drug/Narcotic Violations	61	44	0
		Drug Equipment Violations	1	0	0
		Betting/Wagering	0	0	0
		Operating/Promoting/Assisting Gambling	0	0	0
		Gambling Equipment Violations	0	0	0
		Sports Tampering	0	0	0
		Pornography/Obscene Material	0	0	0
		Prostitution	0	0	0
		Assisting or Promoting Prostitution	0	0	0
		Purchasing Prostitution	0	0	0
		Weapon Law Violations	7	3	0
		Animal Cruelty	0	0	0
		Total Group A Offenses	157	82	0
Group B Arrests					
Offense	Adult	Juvenile			
Bad Checks	0	0			
Curfew/Loitering/Vagrancy Violations	0	0			
Disorderly Conduct	2	0			
Driving Under the Influence	59	1			
Drunkenness	23	0			
Family Offenses (Nonviolent)	0	0			
Liquor Law Violations	5	0			
Peeping Tom	0	0			
Runaway	0	0			
Trespass of Real Property	0	0			
All Other Offenses	32	0			
Total Group B	121	1			

(*) Offenses are counted using the FBI Units of Count for Crime

(**) The 'Arrests' column shows arrests made for incidents during the selected period, regardless of arrest date. Arrest counts for the same period may change over time.

State Police - Albemarle CO - VA002SP00 - NIBRS Agency Crime Overview - 2019

2019 Population Estimate	N/A	Offenses (*)		Arrests (**)		
		Reported	Adult	Juvenile		
Law Enforcement Employees		Group A Offenses				
		Crimes Against Persons				
Sworn Male	0	Murder and Nonnegligent Manslaughter	0	0	0	
Sworn Female	0	Negligent Manslaughter	0	0	0	
Civilian Male	0	Kidnapping/Abduction	0	0	0	
Civilian Female	0	Forcible Rape	0	0	0	
Total:	0	Forcible Sodomy	0	0	0	
		Sexual Assault With An Object	0	0	0	
		Forcible Fondling	0	0	0	
Offense Overview		Incest	0	0	0	
Incident Total	78	Statutory Rape	0	0	0	
Offense Total	93	Aggravated Assault	2	1	0	
Group A Crimes per 100,000 population	N/A	Simple Assault	1	1	0	
		Intimidation	1	0	0	
		Human Trafficking, Commercial Sex Acts	0	0	0	
		Human Trafficking, Involuntary Servitude	1	0	0	
Arrest Overview		Crimes Against Property				
Total Arrests	72	Arson	0	0	0	
Adult Arrests	69	Bribery	0	0	0	
Juvenile Arrests	3	Burglary/Breaking & Entering	0	0	0	
Unknown Age	0	Counterfeiting/Forgery	0	0	0	
Arrests per 100,000 population	N/A	Destruction/Damage/Vandalism of Property	0	0	0	
		Embezzlement	0	0	0	
		Extortion/Blackmail	0	0	0	
		False Pretenses/Swindle/Confidence Game	17	5	0	
		Credit Card/Automatic Teller Fraud	0	0	0	
		Impersonation	0	0	0	
		Welfare Fraud	0	0	0	
		Wire Fraud	0	0	0	
		Identity Theft	0	0	0	
		Hacking/Computer Invasion	0	0	0	
		Robbery	0	0	0	
		Pocket-picking	0	0	0	
		Purse-snatching	0	0	0	
		Shoplifting	0	0	0	
		Theft From Building	0	0	0	
		Theft From Coin Operated Machine or Device	0	0	0	
		Theft From Motor Vehicle	0	0	0	
		Theft of Motor Vehicle Parts/Accessories	0	0	0	
		All Other Larceny	3	0	0	
		Motor Vehicle Theft	2	0	1	
		Stolen Property Offenses	2	1	0	
		Crimes Against Society				
		Drug/Narcotic Violations	45	20	2	
		Drug Equipment Violations	0	0	0	
		Betting/Wagering	0	0	0	
		Operating/Promoting/Assisting Gambling	0	0	0	
		Gambling Equipment Violations	0	0	0	
		Sports Tampering	0	0	0	
		Pornography/Obscene Material	0	0	0	
		Prostitution	0	0	0	
		Assisting or Promoting Prostitution	0	0	0	
		Purchasing Prostitution	0	0	0	
		Weapon Law Violations	19	1	0	
		Animal Cruelty	0	0	0	
		Total Group A Offenses	93	29	3	
Group B Arrests						
Offense	Adult	Juvenile				
Bad Checks	0	0				
Curfew/Loitering/Vagrancy Violations	1	0				
Disorderly Conduct	0	0				
Driving Under the Influence	29	0				
Drunkenness	4	0				
Family Offenses (Nonviolent)	0	0				
Liquor Law Violations	1	0				
Peeping Tom	0	0				
Runaway	0	0				
Trespass of Real Property	0	0				
All Other Offenses	5	0				
Total Group B	40	0				

(*) Offenses are counted using the FBI Units of Count for Crime

(**) The 'Arrests' column shows arrests made for incidents during the selected period, regardless of arrest date. Arrest counts for the same period may change over time.

State Police - Alexandria - VA099SP00 - NIBRS Agency Crime Overview - 2019

2019 Population Estimate	N/A	Offenses (*)		Arrests (**)	
		Group A Offenses	Reported	Adult	Juvenile
Law Enforcement Employees		Crimes Against Persons			
Sworn Male	0	Murder and Nonnegligent Manslaughter	0	0	0
Sworn Female	0	Negligent Manslaughter	0	0	0
Civilian Male	0	Kidnapping/Abduction	0	0	0
Civilian Female	0	Forcible Rape	0	0	0
Total:	0	Forcible Sodomy	0	0	0
		Sexual Assault With An Object	0	0	0
		Forcible Fondling	0	0	0
Offense Overview		Incest	0	0	0
Incident Total	32	Statutory Rape	0	0	0
Offense Total	38	Aggravated Assault	6	2	0
Group A Crimes per 100,000 population	N/A	Simple Assault	1	0	0
		Intimidation	0	0	0
		Human Trafficking, Commercial Sex Acts	0	0	0
		Human Trafficking, Involuntary Servitude	0	0	0
Arrest Overview		Crimes Against Property			
Total Arrests	47	Arson	0	0	0
Adult Arrests	46	Bribery	0	0	0
Juvenile Arrests	1	Burglary/Breaking & Entering	0	0	0
Unknown Age	0	Counterfeiting/Forgery	3	3	0
Arrests per 100,000 population	N/A	Destruction/Damage/Vandalism of Property	0	0	0
		Embezzlement	0	0	0
		Extortion/Blackmail	0	0	0
		False Pretenses/Swindle/Confidence Game	7	1	0
		Credit Card/Automatic Teller Fraud	0	0	0
		Impersonation	1	0	0
		Welfare Fraud	0	0	0
		Wire Fraud	0	0	0
		Identity Theft	0	0	0
		Hacking/Computer Invasion	0	0	0
		Robbery	0	0	0
		Pocket-picking	0	0	0
		Purse-snatching	0	0	0
		Shoplifting	0	0	0
		Theft From Building	0	0	0
		Theft From Coin Operated Machine or Device	0	0	0
		Theft From Motor Vehicle	0	0	0
		Theft of Motor Vehicle Parts/Accessories	0	0	0
		All Other Larceny	3	0	0
		Motor Vehicle Theft	2	1	0
		Stolen Property Offenses	1	0	0
		Crimes Against Society			
		Drug/Narcotic Violations	12	6	0
		Drug Equipment Violations	0	0	0
		Betting/Wagering	0	0	0
		Operating/Promoting/Assisting Gambling	0	0	0
		Gambling Equipment Violations	0	0	0
		Sports Tampering	0	0	0
		Pornography/Obscene Material	0	0	0
		Prostitution	0	0	0
		Assisting or Promoting Prostitution	0	0	0
		Purchasing Prostitution	0	0	0
		Weapon Law Violations	2	0	0
		Animal Cruelty	0	0	0
		Total Group A Offenses	38	13	0
Group B Arrests					
Offense	Adult	Juvenile			
Bad Checks	0	0			
Curfew/Loitering/Vagrancy Violations	0	0			
Disorderly Conduct	0	0			
Driving Under the Influence	20	0			
Drunkenness	0	0			
Family Offenses (Nonviolent)	0	0			
Liquor Law Violations	3	0			
Peeping Tom	0	0			
Runaway	0	0			
Trespass of Real Property	1	0			
All Other Offenses	9	1			
Total Group B	33	1			

(*) Offenses are counted using the FBI Units of Count for Crime

(**) The 'Arrests' column shows arrests made for incidents during the selected period, regardless of arrest date. Arrest counts for the same period may change over time.

State Police - Alleghany CO - VA003SP00 - NIBRS Agency Crime Overview - 2019

2019 Population Estimate	N/A	Offenses (*)		Arrests (**)		
		Reported	Adult	Juvenile		
Law Enforcement Employees		Group A Offenses				
		Crimes Against Persons				
Sworn Male	0	Murder and Nonnegligent Manslaughter	0	0	0	
Sworn Female	0	Negligent Manslaughter	0	0	0	
Civilian Male	0	Kidnapping/Abduction	0	0	0	
Civilian Female	0	Forcible Rape	0	0	0	
Total:	0	Forcible Sodomy	0	0	0	
		Sexual Assault With An Object	0	0	0	
		Forcible Fondling	1	0	0	
Offense Overview		Incest	0	0	0	
Incident Total	90	Statutory Rape	0	0	0	
Offense Total	110	Aggravated Assault	11	4	0	
Group A Crimes per 100,000 population	N/A	Simple Assault	4	2	0	
		Intimidation	0	0	0	
		Human Trafficking, Commercial Sex Acts	0	0	0	
		Human Trafficking, Involuntary Servitude	0	0	0	
Arrest Overview		Crimes Against Property				
Total Arrests	92	Arson	0	0	0	
Adult Arrests	90	Bribery	0	0	0	
Juvenile Arrests	1	Burglary/Breaking & Entering	0	0	0	
Unknown Age	1	Counterfeiting/Forgery	1	0	0	
Arrests per 100,000 population	N/A	Destruction/Damage/Vandalism of Property	1	0	0	
		Embezzlement	0	0	0	
		Extortion/Blackmail	0	0	0	
		False Pretenses/Swindle/Confidence Game	6	2	0	
		Credit Card/Automatic Teller Fraud	0	0	0	
		Impersonation	1	1	0	
		Welfare Fraud	0	0	0	
		Wire Fraud	0	0	0	
		Identity Theft	0	0	0	
		Hacking/Computer Invasion	0	0	0	
		Robbery	0	0	0	
		Pocket-picking	0	0	0	
		Purse-snatching	0	0	0	
		Shoplifting	1	1	0	
		Theft From Building	0	0	0	
		Theft From Coin Operated Machine or Device	0	0	0	
		Theft From Motor Vehicle	0	0	0	
		Theft of Motor Vehicle Parts/Accessories	0	0	0	
		All Other Larceny	3	1	0	
		Motor Vehicle Theft	0	0	0	
		Stolen Property Offenses	2	1	0	
		Crimes Against Society				
		Drug/Narcotic Violations	70	61	1	
		Drug Equipment Violations	1	0	0	
		Betting/Wagering	0	0	0	
		Operating/Promoting/Assisting Gambling	0	0	0	
		Gambling Equipment Violations	0	0	0	
		Sports Tampering	0	0	0	
		Pornography/Obscene Material	0	0	0	
		Prostitution	0	0	0	
		Assisting or Promoting Prostitution	0	0	0	
		Purchasing Prostitution	0	0	0	
		Weapon Law Violations	8	0	0	
		Animal Cruelty	0	0	0	
		Total Group A Offenses	110	73	1	
Group B Arrests						
Offense	Adult	Juvenile				
Bad Checks	0	0				
Curfew/Loitering/Vagrancy Violations	0	0				
Disorderly Conduct	0	0				
Driving Under the Influence	11	0				
Drunkenness	1	0				
Family Offenses (Nonviolent)	0	0				
Liquor Law Violations	0	0				
Peeping Tom	0	0				
Runaway	0	0				
Trespass of Real Property	0	0				
All Other Offenses	5	0				
Total Group B	17	0				

(*) Offenses are counted using the FBI Units of Count for Crime

(**) The 'Arrests' column shows arrests made for incidents during the selected period, regardless of arrest date. Arrest counts for the same period may change over time.

State Police - Amelia CO - VA004SP00 - NIBRS Agency Crime Overview - 2019

2019 Population Estimate	N/A	Offenses (*)			Arrests (**)	
		Group A Offenses	Reported	Adult	Juvenile	
Law Enforcement Employees		Crimes Against Persons				
Sworn Male	0	Murder and Nonnegligent Manslaughter	0	0	0	0
Sworn Female	0	Negligent Manslaughter	0	0	0	0
Civilian Male	0	Kidnapping/Abduction	0	0	0	0
Civilian Female	0	Forcible Rape	0	0	0	0
Total:	0	Forcible Sodomy	0	0	0	0
		Sexual Assault With An Object	0	0	0	0
		Forcible Fondling	0	0	0	0
Offense Overview		Incest	0	0	0	0
Incident Total	24	Statutory Rape	0	0	0	0
Offense Total	24	Aggravated Assault	0	0	0	0
Group A Crimes per 100,000 population	N/A	Simple Assault	1	1	0	0
		Intimidation	0	0	0	0
		Human Trafficking, Commercial Sex Acts	0	0	0	0
		Human Trafficking, Involuntary Servitude	0	0	0	0
Arrest Overview		Crimes Against Property				
Total Arrests	25	Arson	0	0	0	0
Adult Arrests	25	Bribery	0	0	0	0
Juvenile Arrests	0	Burglary/Breaking & Entering	0	0	0	0
Unknown Age	0	Counterfeiting/Forgery	0	0	0	0
Arrests per 100,000 population	N/A	Destruction/Damage/Vandalism of Property	1	0	0	0
		Embezzlement	0	0	0	0
		Extortion/Blackmail	0	0	0	0
		False Pretenses/Swindle/Confidence Game	1	1	0	0
		Credit Card/Automatic Teller Fraud	0	0	0	0
		Impersonation	0	0	0	0
		Welfare Fraud	0	0	0	0
		Wire Fraud	0	0	0	0
		Identity Theft	0	0	0	0
		Hacking/Computer Invasion	0	0	0	0
		Robbery	0	0	0	0
		Pocket-picking	0	0	0	0
		Purse-snatching	0	0	0	0
		Shoplifting	0	0	0	0
		Theft From Building	0	0	0	0
		Theft From Coin Operated Machine or Device	0	0	0	0
		Theft From Motor Vehicle	0	0	0	0
		Theft of Motor Vehicle Parts/Accessories	0	0	0	0
		All Other Larceny	2	0	0	0
		Motor Vehicle Theft	0	0	0	0
		Stolen Property Offenses	0	0	0	0
		Crimes Against Society				
		Drug/Narcotic Violations	19	16	0	0
		Drug Equipment Violations	0	0	0	0
		Betting/Wagering	0	0	0	0
		Operating/Promoting/Assisting Gambling	0	0	0	0
		Gambling Equipment Violations	0	0	0	0
		Sports Tampering	0	0	0	0
		Pornography/Obscene Material	0	0	0	0
		Prostitution	0	0	0	0
		Assisting or Promoting Prostitution	0	0	0	0
		Purchasing Prostitution	0	0	0	0
		Weapon Law Violations	0	0	0	0
		Animal Cruelty	0	0	0	0
		Total Group A Offenses	24	18	0	0
Group B Arrests						
Offense	Adult	Juvenile				
Bad Checks	0	0				
Curfew/Loitering/Vagrancy Violations	0	0				
Disorderly Conduct	0	0				
Driving Under the Influence	7	0				
Drunkenness	0	0				
Family Offenses (Nonviolent)	0	0				
Liquor Law Violations	0	0				
Peeping Tom	0	0				
Runaway	0	0				
Trespass of Real Property	0	0				
All Other Offenses	0	0				
Total Group B	7	0				

(*) Offenses are counted using the FBI Units of Count for Crime

(**) The 'Arrests' column shows arrests made for incidents during the selected period, regardless of arrest date. Arrest counts for the same period may change over time.

State Police - Amherst CO - VA005SP00 - NIBRS Agency Crime Overview - 2019

2019 Population Estimate	N/A	Offenses (*)		Arrests (**)	
		Group A Offenses	Reported	Adult	Juvenile
Law Enforcement Employees		Crimes Against Persons			
Sworn Male	0	Murder and Nonnegligent Manslaughter	0	0	0
Sworn Female	0	Negligent Manslaughter	0	0	0
Civilian Male	0	Kidnapping/Abduction	0	0	0
Civilian Female	0	Forcible Rape	0	0	0
Total:	0	Forcible Sodomy	0	0	0
		Sexual Assault With An Object	0	0	0
		Forcible Fondling	1	0	0
Offense Overview		Incest	0	0	0
Incident Total	33	Statutory Rape	0	0	0
Offense Total	36	Aggravated Assault	0	0	0
Group A Crimes per 100,000 population	N/A	Simple Assault	0	0	0
		Intimidation	1	0	0
		Human Trafficking, Commercial Sex Acts	0	0	0
		Human Trafficking, Involuntary Servitude	0	0	0
Arrest Overview		Crimes Against Property			
Total Arrests	33	Arson	0	0	0
Adult Arrests	32	Bribery	0	0	0
Juvenile Arrests	1	Burglary/Breaking & Entering	0	0	0
Unknown Age	0	Counterfeiting/Forgery	0	0	0
Arrests per 100,000 population	N/A	Destruction/Damage/Vandalism of Property	0	0	0
		Embezzlement	0	0	0
		Extortion/Blackmail	0	0	0
		False Pretenses/Swindle/Confidence Game	7	0	0
		Credit Card/Automatic Teller Fraud	0	0	0
		Impersonation	1	1	0
		Welfare Fraud	0	0	0
		Wire Fraud	0	0	0
		Identity Theft	0	0	0
		Hacking/Computer Invasion	0	0	0
		Robbery	0	0	0
		Pocket-picking	0	0	0
		Purse-snatching	0	0	0
		Shoplifting	0	0	0
		Theft From Building	0	0	0
		Theft From Coin Operated Machine or Device	0	0	0
		Theft From Motor Vehicle	0	0	0
		Theft of Motor Vehicle Parts/Accessories	0	0	0
		All Other Larceny	1	0	0
		Motor Vehicle Theft	0	0	0
		Stolen Property Offenses	1	1	0
		Crimes Against Society			
		Drug/Narcotic Violations	21	11	0
		Drug Equipment Violations	0	0	0
		Betting/Wagering	0	0	0
		Operating/Promoting/Assisting Gambling	0	0	0
		Gambling Equipment Violations	0	0	0
		Sports Tampering	0	0	0
		Pornography/Obscene Material	0	0	0
		Prostitution	0	0	0
		Assisting or Promoting Prostitution	0	0	0
		Purchasing Prostitution	0	0	0
		Weapon Law Violations	3	0	0
		Animal Cruelty	0	0	0
		Total Group A Offenses	36	13	0

Group B Arrests	Adult	Juvenile
Bad Checks	0	0
Curfew/Loitering/Vagrancy Violations	0	0
Disorderly Conduct	0	0
Driving Under the Influence	16	0
Drunkenness	0	0
Family Offenses (Nonviolent)	0	0
Liquor Law Violations	0	0
Peeping Tom	0	0
Runaway	0	0
Trespass of Real Property	0	0
All Other Offenses	3	1
Total Group B	19	1

(*) Offenses are counted using the FBI Units of Count for Crime

(**) The 'Arrests' column shows arrests made for incidents during the selected period, regardless of arrest date. Arrest counts for the same period may change over time.

State Police - Appomattox CO - VA006SP00 - NIBRS Agency Crime Overview - 2019

2019 Population Estimate	N/A	Offenses (*)		Arrests (**)		
		Reported	Adult	Juvenile		
Law Enforcement Employees		Group A Offenses				
		Crimes Against Persons				
Sworn Male	0	Murder and Nonnegligent Manslaughter	0	0	0	
Sworn Female	0	Negligent Manslaughter	0	0	0	
Civilian Male	0	Kidnapping/Abduction	0	0	0	
Civilian Female	0	Forcible Rape	0	0	0	
Total:	0	Forcible Sodomy	0	0	0	
		Sexual Assault With An Object	0	0	0	
		Forcible Fondling	1	0	0	
Offense Overview		Incest	0	0	0	
Incident Total	26	Statutory Rape	0	0	0	
Offense Total	28	Aggravated Assault	1	0	0	
Group A Crimes per 100,000 population	N/A	Simple Assault	0	0	0	
		Intimidation	0	0	0	
		Human Trafficking, Commercial Sex Acts	0	0	0	
		Human Trafficking, Involuntary Servitude	0	0	0	
Arrest Overview		Crimes Against Property				
Total Arrests	19	Arson	0	0	0	
Adult Arrests	19	Bribery	0	0	0	
Juvenile Arrests	0	Burglary/Breaking & Entering	0	0	0	
Unknown Age	0	Counterfeiting/Forgery	2	0	0	
Arrests per 100,000 population	N/A	Destruction/Damage/Vandalism of Property	2	0	0	
		Embezzlement	0	0	0	
		Extortion/Blackmail	0	0	0	
		False Pretenses/Swindle/Confidence Game	5	0	0	
		Credit Card/Automatic Teller Fraud	0	0	0	
		Impersonation	0	0	0	
		Welfare Fraud	0	0	0	
		Wire Fraud	0	0	0	
		Identity Theft	0	0	0	
		Hacking/Computer Invasion	0	0	0	
		Robbery	0	0	0	
		Pocket-picking	0	0	0	
		Purse-snatching	0	0	0	
		Shoplifting	0	0	0	
		Theft From Building	0	0	0	
		Theft From Coin Operated Machine or Device	0	0	0	
		Theft From Motor Vehicle	0	0	0	
		Theft of Motor Vehicle Parts/Accessories	0	0	0	
		All Other Larceny	2	0	0	
		Motor Vehicle Theft	0	0	0	
		Stolen Property Offenses	0	0	0	
		Crimes Against Society				
		Drug/Narcotic Violations	13	7	0	
		Drug Equipment Violations	0	0	0	
		Betting/Wagering	0	0	0	
		Operating/Promoting/Assisting Gambling	0	0	0	
		Gambling Equipment Violations	0	0	0	
		Sports Tampering	0	0	0	
		Pornography/Obscene Material	0	0	0	
		Prostitution	0	0	0	
		Assisting or Promoting Prostitution	0	0	0	
		Purchasing Prostitution	0	0	0	
		Weapon Law Violations	2	1	0	
		Animal Cruelty	0	0	0	
		Total Group A Offenses	28	8	0	
Group B Arrests						
Offense	Adult	Juvenile				
Bad Checks	0	0				
Curfew/Loitering/Vagrancy Violations	0	0				
Disorderly Conduct	0	0				
Driving Under the Influence	10	0				
Drunkenness	0	0				
Family Offenses (Nonviolent)	0	0				
Liquor Law Violations	0	0				
Peeping Tom	0	0				
Runaway	0	0				
Trespass of Real Property	0	0				
All Other Offenses	1	0				
Total Group B	11	0				

(*) Offenses are counted using the FBI Units of Count for Crime

(**) The 'Arrests' column shows arrests made for incidents during the selected period, regardless of arrest date. Arrest counts for the same period may change over time.

State Police - Arlington CO - VA007SP00 - NIBRS Agency Crime Overview - 2019

2019 Population Estimate	N/A	Offenses (*)		Arrests (**)		
		Reported	Adult	Juvenile		
Law Enforcement Employees		Group A Offenses				
		Crimes Against Persons				
Sworn Male	0	Murder and Nonnegligent Manslaughter	0	0	0	
Sworn Female	0	Negligent Manslaughter	0	0	0	
Civilian Male	0	Kidnapping/Abduction	0	0	0	
Civilian Female	0	Forcible Rape	0	0	0	
Total:	0	Forcible Sodomy	0	0	0	
		Sexual Assault With An Object	0	0	0	
		Forcible Fondling	0	0	0	
Offense Overview		Incest	0	0	0	
Incident Total	57	Statutory Rape	0	0	0	
Offense Total	67	Aggravated Assault	2	0	0	
Group A Crimes per 100,000 population	N/A	Simple Assault	8	2	0	
		Intimidation	0	0	0	
		Human Trafficking, Commercial Sex Acts	0	0	0	
		Human Trafficking, Involuntary Servitude	0	0	0	
Arrest Overview		Crimes Against Property				
Total Arrests	86	Arson	0	0	0	
Adult Arrests	84	Bribery	0	0	0	
Juvenile Arrests	2	Burglary/Breaking & Entering	0	0	0	
Unknown Age	0	Counterfeiting/Forgery	2	1	0	
Arrests per 100,000 population	N/A	Destruction/Damage/Vandalism of Property	1	0	0	
		Embezzlement	0	0	0	
		Extortion/Blackmail	0	0	0	
		False Pretenses/Swindle/Confidence Game	9	3	0	
		Credit Card/Automatic Teller Fraud	0	0	0	
		Impersonation	4	2	0	
		Welfare Fraud	0	0	0	
		Wire Fraud	0	0	0	
		Identity Theft	2	1	0	
		Hacking/Computer Invasion	0	0	0	
		Robbery	0	0	0	
		Pocket-picking	0	0	0	
		Purse-snatching	0	0	0	
		Shoplifting	0	0	0	
		Theft From Building	0	0	0	
		Theft From Coin Operated Machine or Device	0	0	0	
		Theft From Motor Vehicle	0	0	0	
		Theft of Motor Vehicle Parts/Accessories	0	0	0	
		All Other Larceny	1	0	0	
		Motor Vehicle Theft	2	1	0	
		Stolen Property Offenses	1	0	0	
		Crimes Against Society				
		Drug/Narcotic Violations	24	15	0	
		Drug Equipment Violations	0	0	0	
		Betting/Wagering	0	0	0	
		Operating/Promoting/Assisting Gambling	0	0	0	
		Gambling Equipment Violations	0	0	0	
		Sports Tampering	0	0	0	
		Pornography/Obscene Material	3	0	0	
		Prostitution	0	0	0	
		Assisting or Promoting Prostitution	0	0	0	
		Purchasing Prostitution	0	0	0	
		Weapon Law Violations	8	2	0	
		Animal Cruelty	0	0	0	
		Total Group A Offenses	67	27	0	

Group B Arrests		
Offense	Adult	Juvenile
Bad Checks	0	0
Curfew/Loitering/Vagrancy Violations	0	0
Disorderly Conduct	0	0
Driving Under the Influence	31	0
Drunkenness	4	0
Family Offenses (Nonviolent)	0	0
Liquor Law Violations	1	0
Peeping Tom	0	0
Runaway	0	0
Trespass of Real Property	0	0
All Other Offenses	21	2
Total Group B	57	2

(*) Offenses are counted using the FBI Units of Count for Crime

(**) The 'Arrests' column shows arrests made for incidents during the selected period, regardless of arrest date. Arrest counts for the same period may change over time.

State Police - Augusta CO - VA008SP00 - NIBRS Agency Crime Overview - 2019

2019 Population Estimate	N/A	Offenses (*)		Arrests (**)	
		Group A Offenses	Reported	Adult	Juvenile
Law Enforcement Employees		Crimes Against Persons			
Sworn Male	0	Murder and Nonnegligent Manslaughter	0	0	0
Sworn Female	0	Negligent Manslaughter	1	1	0
Civilian Male	0	Kidnapping/Abduction	0	0	0
Civilian Female	0	Forcible Rape	0	0	0
Total:	0	Forcible Sodomy	0	0	0
		Sexual Assault With An Object	0	0	0
		Forcible Fondling	1	0	0
Offense Overview		Incest	0	0	0
Incident Total	217	Statutory Rape	0	0	0
Offense Total	235	Aggravated Assault	7	2	0
Group A Crimes per 100,000 population	N/A	Simple Assault	2	2	0
		Intimidation	4	0	0
		Human Trafficking, Commercial Sex Acts	0	0	0
		Human Trafficking, Involuntary Servitude	0	0	0
Arrest Overview		Crimes Against Property			
Total Arrests	172	Arson	2	0	0
Adult Arrests	165	Bribery	0	0	0
Juvenile Arrests	3	Burglary/Breaking & Entering	0	0	0
Unknown Age	4	Counterfeiting/Forgery	2	2	0
Arrests per 100,000 population	N/A	Destruction/Damage/Vandalism of Property	3	1	0
		Embezzlement	0	0	0
		Extortion/Blackmail	1	0	0
		False Pretenses/Swindle/Confidence Game	24	12	0
		Credit Card/Automatic Teller Fraud	0	0	0
		Impersonation	3	1	0
		Welfare Fraud	0	0	0
		Wire Fraud	0	0	0
		Identity Theft	0	0	0
		Hacking/Computer Invasion	0	0	0
		Robbery	0	0	0
		Pocket-picking	1	0	0
		Purse-snatching	0	0	0
		Shoplifting	0	0	0
		Theft From Building	0	0	0
		Theft From Coin Operated Machine or Device	0	0	0
		Theft From Motor Vehicle	0	0	0
		Theft of Motor Vehicle Parts/Accessories	0	0	0
		All Other Larceny	4	0	0
		Motor Vehicle Theft	1	0	0
		Stolen Property Offenses	1	0	0
		Crimes Against Society			
		Drug/Narcotic Violations	165	57	2
		Drug Equipment Violations	3	1	0
		Betting/Wagering	0	0	0
		Operating/Promoting/Assisting Gambling	0	0	0
		Gambling Equipment Violations	0	0	0
		Sports Tampering	0	0	0
		Pornography/Obscene Material	2	0	0
		Prostitution	0	0	0
		Assisting or Promoting Prostitution	0	0	0
		Purchasing Prostitution	0	0	0
		Weapon Law Violations	8	2	0
		Animal Cruelty	0	0	0
		Total Group A Offenses	235	81	2
Group B Arrests					
Offense	Adult	Juvenile			
Bad Checks	0	0			
Curfew/Loitering/Vagrancy Violations	0	0			
Disorderly Conduct	1	0			
Driving Under the Influence	62	0			
Drunkenness	5	0			
Family Offenses (Nonviolent)	0	0			
Liquor Law Violations	1	0			
Peeping Tom	0	0			
Runaway	0	0			
Trespass of Real Property	0	0			
All Other Offenses	15	1			
Total Group B	84	1			

(*) Offenses are counted using the FBI Units of Count for Crime

(**) The 'Arrests' column shows arrests made for incidents during the selected period, regardless of arrest date. Arrest counts for the same period may change over time.

State Police - Bath CO - VA009SP00 - NIBRS Agency Crime Overview - 2019

2019 Population Estimate	N/A	Offenses (*)		Arrests (**)	
		Group A Offenses	Reported	Adult	Juvenile
Law Enforcement Employees		Crimes Against Persons			
Sworn Male	0	Murder and Nonnegligent Manslaughter	0	0	0
Sworn Female	0	Negligent Manslaughter	0	0	0
Civilian Male	0	Kidnapping/Abduction	0	0	0
Civilian Female	0	Forcible Rape	0	0	0
Total:	0	Forcible Sodomy	0	0	0
		Sexual Assault With An Object	0	0	0
		Forcible Fondling	0	0	0
Offense Overview		Incest	0	0	0
Incident Total	26	Statutory Rape	0	0	0
Offense Total	30	Aggravated Assault	0	0	0
Group A Crimes per 100,000 population	N/A	Simple Assault	0	0	0
		Intimidation	1	0	0
		Human Trafficking, Commercial Sex Acts	0	0	0
		Human Trafficking, Involuntary Servitude	0	0	0
Arrest Overview		Crimes Against Property			
Total Arrests	18	Arson	0	0	0
Adult Arrests	18	Bribery	0	0	0
Juvenile Arrests	0	Burglary/Breaking & Entering	0	0	0
Unknown Age	0	Counterfeiting/Forgery	0	0	0
Arrests per 100,000 population	N/A	Destruction/Damage/Vandalism of Property	0	0	0
		Embezzlement	0	0	0
		Extortion/Blackmail	0	0	0
		False Pretenses/Swindle/Confidence Game	0	0	0
		Credit Card/Automatic Teller Fraud	0	0	0
		Impersonation	0	0	0
		Welfare Fraud	0	0	0
		Wire Fraud	0	0	0
		Identity Theft	0	0	0
		Hacking/Computer Invasion	1	1	0
		Robbery	0	0	0
		Pocket-picking	0	0	0
		Purse-snatching	0	0	0
		Shoplifting	0	0	0
		Theft From Building	0	0	0
		Theft From Coin Operated Machine or Device	0	0	0
		Theft From Motor Vehicle	0	0	0
		Theft of Motor Vehicle Parts/Accessories	0	0	0
		All Other Larceny	0	0	0
		Motor Vehicle Theft	0	0	0
		Stolen Property Offenses	0	0	0
		Crimes Against Society			
		Drug/Narcotic Violations	24	8	0
		Drug Equipment Violations	1	0	0
		Betting/Wagering	0	0	0
		Operating/Promoting/Assisting Gambling	0	0	0
		Gambling Equipment Violations	0	0	0
		Sports Tampering	0	0	0
		Pornography/Obscene Material	0	0	0
		Prostitution	0	0	0
		Assisting or Promoting Prostitution	0	0	0
		Purchasing Prostitution	0	0	0
		Weapon Law Violations	3	1	0
		Animal Cruelty	0	0	0
		Total Group A Offenses	30	10	0

(*) Offenses are counted using the FBI Units of Count for Crime

(**) The 'Arrests' column shows arrests made for incidents during the selected period, regardless of arrest date. Arrest counts for the same period may change over time.

State Police - Bedford CO - VA010SP00 - NIBRS Agency Crime Overview - 2019

2019 Population Estimate	N/A	Offenses (*)		Arrests (**)	
		Group A Offenses	Reported	Adult	Juvenile
Law Enforcement Employees		Crimes Against Persons			
Sworn Male	0	Murder and Nonnegligent Manslaughter	0	0	0
Sworn Female	0	Negligent Manslaughter	0	0	0
Civilian Male	0	Kidnapping/Abduction	0	0	0
Civilian Female	0	Forcible Rape	1	0	0
Total:	0	Forcible Sodomy	0	0	0
		Sexual Assault With An Object	0	0	0
		Forcible Fondling	2	1	0
Offense Overview		Incest	0	0	0
Incident Total	74	Statutory Rape	0	0	0
Offense Total	89	Aggravated Assault	14	3	0
Group A Crimes per 100,000 population	N/A	Simple Assault	1	1	0
		Intimidation	1	0	0
		Human Trafficking, Commercial Sex Acts	0	0	0
		Human Trafficking, Involuntary Servitude	0	0	0
Arrest Overview		Crimes Against Property			
Total Arrests	64	Arson	0	0	0
Adult Arrests	61	Bribery	0	0	0
Juvenile Arrests	3	Burglary/Breaking & Entering	0	0	0
Unknown Age	0	Counterfeiting/Forgery	2	0	0
Arrests per 100,000 population	N/A	Destruction/Damage/Vandalism of Property	3	1	0
		Embezzlement	0	0	0
		Extortion/Blackmail	0	0	0
		False Pretenses/Swindle/Confidence Game	25	2	0
		Credit Card/Automatic Teller Fraud	0	0	0
		Impersonation	0	0	0
		Welfare Fraud	0	0	0
		Wire Fraud	0	0	0
		Identity Theft	0	0	0
		Hacking/Computer Invasion	0	0	0
		Robbery	0	0	0
		Pocket-picking	0	0	0
		Purse-snatching	0	0	0
		Shoplifting	0	0	0
		Theft From Building	0	0	0
		Theft From Coin Operated Machine or Device	0	0	0
		Theft From Motor Vehicle	0	0	0
		Theft of Motor Vehicle Parts/Accessories	0	0	0
		All Other Larceny	4	0	0
		Motor Vehicle Theft	1	0	0
		Stolen Property Offenses	0	0	0
		Crimes Against Society			
		Drug/Narcotic Violations	29	9	3
		Drug Equipment Violations	0	0	0
		Betting/Wagering	0	0	0
		Operating/Promoting/Assisting Gambling	0	0	0
		Gambling Equipment Violations	0	0	0
		Sports Tampering	0	0	0
		Pornography/Obscene Material	1	0	0
		Prostitution	0	0	0
		Assisting or Promoting Prostitution	0	0	0
		Purchasing Prostitution	0	0	0
		Weapon Law Violations	5	1	0
		Animal Cruelty	0	0	0
		Total Group A Offenses	89	18	3

Group B Arrests	Adult	Juvenile
Bad Checks	0	0
Curfew/Loitering/Vagrancy Violations	0	0
Disorderly Conduct	0	0
Driving Under the Influence	35	0
Drunkenness	1	0
Family Offenses (Nonviolent)	0	0
Liquor Law Violations	0	0
Peeping Tom	0	0
Runaway	0	0
Trespass of Real Property	0	0
All Other Offenses	7	0
Total Group B	43	0

(*) Offenses are counted using the FBI Units of Count for Crime

(**) The 'Arrests' column shows arrests made for incidents during the selected period, regardless of arrest date. Arrest counts for the same period may change over time.

State Police - Bland CO - VA011SP00 - NIBRS Agency Crime Overview - 2019

2019 Population Estimate	N/A	Offenses (*)		Arrests (**)	
		Group A Offenses	Reported	Adult	Juvenile
Law Enforcement Employees		Crimes Against Persons			
Sworn Male	0	Murder and Nonnegligent Manslaughter	0	0	0
Sworn Female	0	Negligent Manslaughter	0	0	0
Civilian Male	0	Kidnapping/Abduction	0	0	0
Civilian Female	0	Forcible Rape	2	0	0
Total:	0	Forcible Sodomy	0	0	0
		Sexual Assault With An Object	0	0	0
		Forcible Fondling	0	0	0
Offense Overview		Incest	0	0	0
Incident Total	35	Statutory Rape	0	0	0
Offense Total	45	Aggravated Assault	5	1	0
Group A Crimes per 100,000 population	N/A	Simple Assault	2	1	0
		Intimidation	0	0	0
		Human Trafficking, Commercial Sex Acts	0	0	0
		Human Trafficking, Involuntary Servitude	0	0	0
Arrest Overview		Crimes Against Property			
Total Arrests	38	Arson	0	0	0
Adult Arrests	37	Bribery	0	0	0
Juvenile Arrests	1	Burglary/Breaking & Entering	1	0	0
Unknown Age	0	Counterfeiting/Forgery	0	0	0
Arrests per 100,000 population	N/A	Destruction/Damage/Vandalism of Property	1	0	0
		Embezzlement	1	0	0
		Extortion/Blackmail	0	0	0
		False Pretenses/Swindle/Confidence Game	2	0	0
		Credit Card/Automatic Teller Fraud	0	0	0
		Impersonation	0	0	0
		Welfare Fraud	0	0	0
		Wire Fraud	0	0	0
		Identity Theft	0	0	0
		Hacking/Computer Invasion	0	0	0
		Robbery	0	0	0
		Pocket-picking	0	0	0
		Purse-snatching	0	0	0
		Shoplifting	0	0	0
		Theft From Building	0	0	0
		Theft From Coin Operated Machine or Device	0	0	0
		Theft From Motor Vehicle	0	0	0
		Theft of Motor Vehicle Parts/Accessories	0	0	0
		All Other Larceny	1	1	0
		Motor Vehicle Theft	1	1	0
		Stolen Property Offenses	0	0	0
		Crimes Against Society			
		Drug/Narcotic Violations	23	20	1
		Drug Equipment Violations	2	0	0
		Betting/Wagering	0	0	0
		Operating/Promoting/Assisting Gambling	0	0	0
		Gambling Equipment Violations	0	0	0
		Sports Tampering	0	0	0
		Pornography/Obscene Material	1	0	0
		Prostitution	0	0	0
		Assisting or Promoting Prostitution	0	0	0
		Purchasing Prostitution	0	0	0
		Weapon Law Violations	2	1	0
		Animal Cruelty	1	1	0
		Total Group A Offenses	45	26	1
Group B Arrests					
Offense	Adult	Juvenile			
Bad Checks	0	0			
Curfew/Loitering/Vagrancy Violations	0	0			
Disorderly Conduct	0	0			
Driving Under the Influence	6	0			
Drunkenness	2	0			
Family Offenses (Nonviolent)	0	0			
Liquor Law Violations	0	0			
Peeping Tom	0	0			
Runaway	0	0			
Trespass of Real Property	0	0			
All Other Offenses	3	0			
Total Group B	11	0			

(*) Offenses are counted using the FBI Units of Count for Crime

(**) The 'Arrests' column shows arrests made for incidents during the selected period, regardless of arrest date. Arrest counts for the same period may change over time.

State Police - Botetourt CO - VA012SP00 - NIBRS Agency Crime Overview - 2019

2019 Population Estimate	N/A	Offenses (*)		Arrests (**)	
		Group A Offenses	Reported	Adult	Juvenile
Law Enforcement Employees		Crimes Against Persons			
Sworn Male	0	Murder and Nonnegligent Manslaughter	0	0	0
Sworn Female	0	Negligent Manslaughter	0	0	0
Civilian Male	0	Kidnapping/Abduction	0	0	0
Civilian Female	0	Forcible Rape	0	0	0
Total:	0	Forcible Sodomy	0	0	0
		Sexual Assault With An Object	0	0	0
		Forcible Fondling	0	0	0
Offense Overview		Incest	0	0	0
Incident Total	91	Statutory Rape	0	0	0
Offense Total	103	Aggravated Assault	6	2	0
Group A Crimes per 100,000 population	N/A	Simple Assault	0	0	0
		Intimidation	0	0	0
		Human Trafficking, Commercial Sex Acts	0	0	0
		Human Trafficking, Involuntary Servitude	0	0	0
Arrest Overview		Crimes Against Property			
Total Arrests	140	Arson	0	0	0
Adult Arrests	138	Bribery	0	0	0
Juvenile Arrests	2	Burglary/Breaking & Entering	1	0	0
Unknown Age	0	Counterfeiting/Forgery	0	0	0
Arrests per 100,000 population	N/A	Destruction/Damage/Vandalism of Property	0	0	0
		Embezzlement	0	0	0
		Extortion/Blackmail	0	0	0
		False Pretenses/Swindle/Confidence Game	7	3	0
		Credit Card/Automatic Teller Fraud	0	0	0
		Impersonation	1	1	0
		Welfare Fraud	0	0	0
		Wire Fraud	0	0	0
		Identity Theft	0	0	0
		Hacking/Computer Invasion	0	0	0
		Robbery	0	0	0
		Pocket-picking	0	0	0
		Purse-snatching	0	0	0
		Shoplifting	0	0	0
		Theft From Building	0	0	0
		Theft From Coin Operated Machine or Device	0	0	0
		Theft From Motor Vehicle	0	0	0
		Theft of Motor Vehicle Parts/Accessories	0	0	0
		All Other Larceny	1	0	0
		Motor Vehicle Theft	1	1	0
		Stolen Property Offenses	2	1	0
		Crimes Against Society			
		Drug/Narcotic Violations	73	74	2
		Drug Equipment Violations	7	2	0
		Betting/Wagering	0	0	0
		Operating/Promoting/Assisting Gambling	0	0	0
		Gambling Equipment Violations	0	0	0
		Sports Tampering	0	0	0
		Pornography/Obscene Material	1	0	0
		Prostitution	0	0	0
		Assisting or Promoting Prostitution	0	0	0
		Purchasing Prostitution	0	0	0
		Weapon Law Violations	3	0	0
		Animal Cruelty	0	0	0
		Total Group A Offenses	103	84	2
Group B Arrests					
Offense	Adult	Juvenile			
Bad Checks	0	0			
Curfew/Loitering/Vagrancy Violations	0	0			
Disorderly Conduct	0	0			
Driving Under the Influence	42	0			
Drunkenness	2	0			
Family Offenses (Nonviolent)	0	0			
Liquor Law Violations	0	0			
Peeping Tom	0	0			
Runaway	0	0			
Trespass of Real Property	0	0			
All Other Offenses	10	0			
Total Group B	54	0			

(*) Offenses are counted using the FBI Units of Count for Crime

(**) The 'Arrests' column shows arrests made for incidents during the selected period, regardless of arrest date. Arrest counts for the same period may change over time.

State Police - Bristol - VA100SP00 - NIBRS Agency Crime Overview - 2019

2019 Population Estimate	N/A	Offenses (*)		Arrests (**)	
		Group A Offenses	Reported	Adult	Juvenile
Law Enforcement Employees		Crimes Against Persons			
Sworn Male	0	Murder and Nonnegligent Manslaughter	0	0	0
Sworn Female	0	Negligent Manslaughter	1	0	0
Civilian Male	0	Kidnapping/Abduction	1	1	0
Civilian Female	0	Forcible Rape	0	0	0
Total:	0	Forcible Sodomy	0	0	0
		Sexual Assault With An Object	0	0	0
		Forcible Fondling	0	0	0
Offense Overview		Incest	0	0	0
Incident Total	23	Statutory Rape	0	0	0
Offense Total	26	Aggravated Assault	1	0	0
Group A Crimes per 100,000 population	N/A	Simple Assault	1	0	0
		Intimidation	0	0	0
		Human Trafficking, Commercial Sex Acts	0	0	0
		Human Trafficking, Involuntary Servitude	0	0	0
Arrest Overview		Crimes Against Property			
Total Arrests	19	Arson	0	0	0
Adult Arrests	19	Bribery	0	0	0
Juvenile Arrests	0	Burglary/Breaking & Entering	0	0	0
Unknown Age	0	Counterfeiting/Forgery	0	0	0
Arrests per 100,000 population	N/A	Destruction/Damage/Vandalism of Property	0	0	0
		Embezzlement	0	0	0
		Extortion/Blackmail	0	0	0
		False Pretenses/Swindle/Confidence Game	10	4	0
		Credit Card/Automatic Teller Fraud	0	0	0
		Impersonation	0	0	0
		Welfare Fraud	0	0	0
		Wire Fraud	0	0	0
		Identity Theft	0	0	0
		Hacking/Computer Invasion	0	0	0
		Robbery	0	0	0
		Pocket-picking	0	0	0
		Purse-snatching	0	0	0
		Shoplifting	0	0	0
		Theft From Building	0	0	0
		Theft From Coin Operated Machine or Device	0	0	0
		Theft From Motor Vehicle	0	0	0
		Theft of Motor Vehicle Parts/Accessories	0	0	0
		All Other Larceny	1	0	0
		Motor Vehicle Theft	1	0	0
		Stolen Property Offenses	0	0	0
		Crimes Against Society			
		Drug/Narcotic Violations	7	4	0
		Drug Equipment Violations	1	0	0
		Betting/Wagering	0	0	0
		Operating/Promoting/Assisting Gambling	0	0	0
		Gambling Equipment Violations	0	0	0
		Sports Tampering	0	0	0
		Pornography/Obscene Material	0	0	0
		Prostitution	0	0	0
		Assisting or Promoting Prostitution	0	0	0
		Purchasing Prostitution	0	0	0
		Weapon Law Violations	2	1	0
		Animal Cruelty	0	0	0
		Total Group A Offenses	26	10	0

(*) Offenses are counted using the FBI Units of Count for Crime

(**) The 'Arrests' column shows arrests made for incidents during the selected period, regardless of arrest date. Arrest counts for the same period may change over time.

State Police - Brunswick CO - VA013SP00 - NIBRS Agency Crime Overview - 2019

2019 Population Estimate	N/A	Offenses (*)		Arrests (**)		
		Reported	Adult	Juvenile		
Law Enforcement Employees		Group A Offenses				
		Crimes Against Persons				
Sworn Male	0	Murder and Nonnegligent Manslaughter	0	0	0	
Sworn Female	0	Negligent Manslaughter	0	0	0	
Civilian Male	0	Kidnapping/Abduction	0	0	0	
Civilian Female	0	Forcible Rape	0	0	0	
Total:	0	Forcible Sodomy	0	0	0	
		Sexual Assault With An Object	0	0	0	
		Forcible Fondling	0	0	0	
Offense Overview		Incest	0	0	0	
Incident Total	30	Statutory Rape	0	0	0	
Offense Total	31	Aggravated Assault	1	1	0	
Group A Crimes per 100,000 population	N/A	Simple Assault	0	0	0	
		Intimidation	0	0	0	
		Human Trafficking, Commercial Sex Acts	0	0	0	
		Human Trafficking, Involuntary Servitude	0	0	0	
Arrest Overview		Crimes Against Property				
Total Arrests	45	Arson	0	0	0	
Adult Arrests	45	Bribery	0	0	0	
Juvenile Arrests	0	Burglary/Breaking & Entering	0	0	0	
Unknown Age	0	Counterfeiting/Forgery	0	0	0	
Arrests per 100,000 population	N/A	Destruction/Damage/Vandalism of Property	1	0	0	
		Embezzlement	0	0	0	
		Extortion/Blackmail	0	0	0	
		False Pretenses/Swindle/Confidence Game	0	0	0	
		Credit Card/Automatic Teller Fraud	0	0	0	
		Impersonation	0	0	0	
		Welfare Fraud	0	0	0	
		Wire Fraud	0	0	0	
		Identity Theft	0	0	0	
		Hacking/Computer Invasion	0	0	0	
		Robbery	0	0	0	
		Pocket-picking	0	0	0	
		Purse-snatching	0	0	0	
		Shoplifting	0	0	0	
		Theft From Building	0	0	0	
		Theft From Coin Operated Machine or Device	0	0	0	
		Theft From Motor Vehicle	0	0	0	
		Theft of Motor Vehicle Parts/Accessories	0	0	0	
		All Other Larceny	0	0	0	
		Motor Vehicle Theft	0	0	0	
		Stolen Property Offenses	2	1	0	
		Crimes Against Society				
		Drug/Narcotic Violations	25	20	0	
		Drug Equipment Violations	0	0	0	
		Betting/Wagering	0	0	0	
		Operating/Promoting/Assisting Gambling	0	0	0	
		Gambling Equipment Violations	0	0	0	
		Sports Tampering	0	0	0	
		Pornography/Obscene Material	1	0	0	
		Prostitution	0	0	0	
		Assisting or Promoting Prostitution	0	0	0	
		Purchasing Prostitution	0	0	0	
		Weapon Law Violations	1	0	0	
		Animal Cruelty	0	0	0	
		Total Group A Offenses	31	22	0	
Group B Arrests						
Offense	Adult	Juvenile				
Bad Checks	0	0				
Curfew/Loitering/Vagrancy Violations	0	0				
Disorderly Conduct	0	0				
Driving Under the Influence	14	0				
Drunkenness	0	0				
Family Offenses (Nonviolent)	0	0				
Liquor Law Violations	1	0				
Peeping Tom	0	0				
Runaway	0	0				
Trespass of Real Property	0	0				
All Other Offenses	8	0				
Total Group B	23	0				

(*) Offenses are counted using the FBI Units of Count for Crime

(**) The 'Arrests' column shows arrests made for incidents during the selected period, regardless of arrest date. Arrest counts for the same period may change over time.

State Police - Buchanan CO - VA014SP00 - NIBRS Agency Crime Overview - 2019

2019 Population Estimate	N/A	Offenses (*)		Arrests (**)	
		Group A Offenses	Reported	Adult	Juvenile
Law Enforcement Employees		Crimes Against Persons			
Sworn Male	0	Murder and Nonnegligent Manslaughter	0	0	0
Sworn Female	0	Negligent Manslaughter	0	0	0
Civilian Male	0	Kidnapping/Abduction	0	0	0
Civilian Female	0	Forcible Rape	0	0	0
Total:	0	Forcible Sodomy	0	0	0
		Sexual Assault With An Object	0	0	0
		Forcible Fondling	0	0	0
Offense Overview		Incest	0	0	0
Incident Total	50	Statutory Rape	0	0	0
Offense Total	62	Aggravated Assault	3	2	0
Group A Crimes per 100,000 population	N/A	Simple Assault	2	2	0
		Intimidation	0	0	0
		Human Trafficking, Commercial Sex Acts	0	0	0
		Human Trafficking, Involuntary Servitude	0	0	0
Arrest Overview		Crimes Against Property			
Total Arrests	66	Arson	10	0	0
Adult Arrests	66	Bribery	0	0	0
Juvenile Arrests	0	Burglary/Breaking & Entering	0	0	0
Unknown Age	0	Counterfeiting/Forgery	5	4	0
Arrests per 100,000 population	N/A	Destruction/Damage/Vandalism of Property	4	0	0
		Embezzlement	0	0	0
		Extortion/Blackmail	0	0	0
		False Pretenses/Swindle/Confidence Game	6	1	0
		Credit Card/Automatic Teller Fraud	0	0	0
		Impersonation	5	1	0
		Welfare Fraud	0	0	0
		Wire Fraud	0	0	0
		Identity Theft	0	0	0
		Hacking/Computer Invasion	0	0	0
		Robbery	0	0	0
		Pocket-picking	0	0	0
		Purse-snatching	0	0	0
		Shoplifting	1	1	0
		Theft From Building	0	0	0
		Theft From Coin Operated Machine or Device	0	0	0
		Theft From Motor Vehicle	0	0	0
		Theft of Motor Vehicle Parts/Accessories	0	0	0
		All Other Larceny	9	1	0
		Motor Vehicle Theft	1	2	0
		Stolen Property Offenses	0	0	0
		Crimes Against Society			
		Drug/Narcotic Violations	10	9	0
		Drug Equipment Violations	3	1	0
		Betting/Wagering	0	0	0
		Operating/Promoting/Assisting Gambling	0	0	0
		Gambling Equipment Violations	0	0	0
		Sports Tampering	0	0	0
		Pornography/Obscene Material	0	0	0
		Prostitution	0	0	0
		Assisting or Promoting Prostitution	0	0	0
		Purchasing Prostitution	0	0	0
		Weapon Law Violations	3	0	0
		Animal Cruelty	0	0	0
		Total Group A Offenses	62	24	0

Group B Arrests	Adult	Juvenile
Bad Checks	0	0
Curfew/Loitering/Vagrancy Violations	0	0
Disorderly Conduct	0	0
Driving Under the Influence	34	0
Drunkenness	2	0
Family Offenses (Nonviolent)	0	0
Liquor Law Violations	0	0
Peeping Tom	0	0
Runaway	0	0
Trespass of Real Property	0	0
All Other Offenses	6	0
Total Group B	42	0

(*) Offenses are counted using the FBI Units of Count for Crime

(**) The 'Arrests' column shows arrests made for incidents during the selected period, regardless of arrest date. Arrest counts for the same period may change over time.

State Police - Buckingham CO - VA015SP00 - NIBRS Agency Crime Overview - 2019

2019 Population Estimate	N/A	Offenses (*)			Arrests (**)	
		Group A Offenses	Reported	Adult	Juvenile	
Law Enforcement Employees		Crimes Against Persons				
Sworn Male	0	Murder and Nonnegligent Manslaughter	0	0	0	0
Sworn Female	0	Negligent Manslaughter	1	1	0	0
Civilian Male	0	Kidnapping/Abduction	1	1	0	0
Civilian Female	0	Forcible Rape	1	1	0	0
Total:	0	Forcible Sodomy	1	0	0	0
		Sexual Assault With An Object	0	0	0	0
		Forcible Fondling	0	0	0	0
Offense Overview		Incest	0	0	0	0
Incident Total	61	Statutory Rape	1	0	0	0
Offense Total	78	Aggravated Assault	8	0	0	0
Group A Crimes per 100,000 population	N/A	Simple Assault	4	2	0	0
		Intimidation	0	0	0	0
		Human Trafficking, Commercial Sex Acts	0	0	0	0
		Human Trafficking, Involuntary Servitude	0	0	0	0
Arrest Overview		Crimes Against Property				
Total Arrests	80	Arson	1	0	0	0
Adult Arrests	79	Bribery	0	0	0	0
Juvenile Arrests	0	Burglary/Breaking & Entering	1	1	0	0
Unknown Age	1	Counterfeiting/Forgery	1	2	0	0
Arrests per 100,000 population	N/A	Destruction/Damage/Vandalism of Property	1	0	0	0
		Embezzlement	0	0	0	0
		Extortion/Blackmail	0	0	0	0
		False Pretenses/Swindle/Confidence Game	2	0	0	0
		Credit Card/Automatic Teller Fraud	0	0	0	0
		Impersonation	0	0	0	0
		Welfare Fraud	0	0	0	0
		Wire Fraud	0	0	0	0
		Identity Theft	0	0	0	0
		Hacking/Computer Invasion	0	0	0	0
		Robbery	0	0	0	0
		Pocket-picking	0	0	0	0
		Purse-snatching	0	0	0	0
		Shoplifting	0	0	0	0
		Theft From Building	0	0	0	0
		Theft From Coin Operated Machine or Device	0	0	0	0
		Theft From Motor Vehicle	0	0	0	0
		Theft of Motor Vehicle Parts/Accessories	0	0	0	0
		All Other Larceny	4	2	0	0
		Motor Vehicle Theft	1	0	0	0
		Stolen Property Offenses	1	1	0	0
		Crimes Against Society				
		Drug/Narcotic Violations	45	26	0	0
		Drug Equipment Violations	0	0	0	0
		Betting/Wagering	0	0	0	0
		Operating/Promoting/Assisting Gambling	0	0	0	0
		Gambling Equipment Violations	0	0	0	0
		Sports Tampering	0	0	0	0
		Pornography/Obscene Material	1	0	0	0
		Prostitution	0	0	0	0
		Assisting or Promoting Prostitution	0	0	0	0
		Purchasing Prostitution	0	0	0	0
		Weapon Law Violations	3	0	0	0
		Animal Cruelty	0	0	0	0
		Total Group A Offenses	78	37	0	0
Group B Arrests						
Offense	Adult	Juvenile				
Bad Checks	0	0				
Curfew/Loitering/Vagrancy Violations	0	0				
Disorderly Conduct	0	0				
Driving Under the Influence	34	0				
Drunkenness	1	0				
Family Offenses (Nonviolent)	0	0				
Liquor Law Violations	0	0				
Peeping Tom	0	0				
Runaway	0	0				
Trespass of Real Property	0	0				
All Other Offenses	7	0				
Total Group B	42	0				

(*) Offenses are counted using the FBI Units of Count for Crime

(**) The 'Arrests' column shows arrests made for incidents during the selected period, regardless of arrest date. Arrest counts for the same period may change over time.

State Police - Buena Vista - VA101SP00 - NIBRS Agency Crime Overview - 2019

2019 Population Estimate	N/A	Offenses (*)		Arrests (**)	
		Group A Offenses	Reported	Adult	Juvenile
Law Enforcement Employees		Crimes Against Persons			
Sworn Male	0	Murder and Nonnegligent Manslaughter	0	0	0
Sworn Female	0	Negligent Manslaughter	0	0	0
Civilian Male	0	Kidnapping/Abduction	0	0	0
Civilian Female	0	Forcible Rape	0	0	0
Total:	0	Forcible Sodomy	0	0	0
		Sexual Assault With An Object	0	0	0
		Forcible Fondling	0	0	0
Offense Overview		Incest	0	0	0
Incident Total	30	Statutory Rape	0	0	0
Offense Total	33	Aggravated Assault	0	0	0
Group A Crimes per 100,000 population	N/A	Simple Assault	0	0	0
		Intimidation	0	0	0
		Human Trafficking, Commercial Sex Acts	0	0	0
		Human Trafficking, Involuntary Servitude	0	0	0
Arrest Overview		Crimes Against Property			
Total Arrests	3	Arson	0	0	0
Adult Arrests	3	Bribery	0	0	0
Juvenile Arrests	0	Burglary/Breaking & Entering	0	0	0
Unknown Age	0	Counterfeiting/Forgery	0	0	0
Arrests per 100,000 population	N/A	Destruction/Damage/Vandalism of Property	0	0	0
		Embezzlement	0	0	0
		Extortion/Blackmail	0	0	0
		False Pretenses/Swindle/Confidence Game	0	0	0
		Credit Card/Automatic Teller Fraud	0	0	0
		Impersonation	0	0	0
		Welfare Fraud	0	0	0
		Wire Fraud	0	0	0
		Identity Theft	0	0	0
		Hacking/Computer Invasion	0	0	0
		Robbery	0	0	0
		Pocket-picking	0	0	0
		Purse-snatching	0	0	0
		Shoplifting	0	0	0
		Theft From Building	0	0	0
		Theft From Coin Operated Machine or Device	0	0	0
		Theft From Motor Vehicle	0	0	0
		Theft of Motor Vehicle Parts/Accessories	0	0	0
		All Other Larceny	0	0	0
		Motor Vehicle Theft	0	0	0
		Stolen Property Offenses	0	0	0
		Crimes Against Society			
		Drug/Narcotic Violations	30	2	0
		Drug Equipment Violations	2	0	0
		Betting/Wagering	0	0	0
		Operating/Promoting/Assisting Gambling	0	0	0
		Gambling Equipment Violations	0	0	0
		Sports Tampering	0	0	0
		Pornography/Obscene Material	0	0	0
		Prostitution	0	0	0
		Assisting or Promoting Prostitution	0	0	0
		Purchasing Prostitution	0	0	0
		Weapon Law Violations	1	0	0
		Animal Cruelty	0	0	0
		Total Group A Offenses	33	2	0

Group B Arrests		
Offense	Adult	Juvenile
Bad Checks	0	0
Curfew/Loitering/Vagrancy Violations	0	0
Disorderly Conduct	0	0
Driving Under the Influence	1	0
Drunkenness	0	0
Family Offenses (Nonviolent)	0	0
Liquor Law Violations	0	0
Peeping Tom	0	0
Runaway	0	0
Trespass of Real Property	0	0
All Other Offenses	0	0
Total Group B	1	0

(*) Offenses are counted using the FBI Units of Count for Crime

(**) The 'Arrests' column shows arrests made for incidents during the selected period, regardless of arrest date. Arrest counts for the same period may change over time.

State Police - Campbell CO - VA016SP00 - NIBRS Agency Crime Overview - 2019

2019 Population Estimate	N/A	Offenses (*)			Arrests (**)	
		Group A Offenses	Reported	Adult	Juvenile	
Law Enforcement Employees		Crimes Against Persons				
Sworn Male	0	Murder and Nonnegligent Manslaughter	0	0	0	0
Sworn Female	0	Negligent Manslaughter	0	0	0	0
Civilian Male	0	Kidnapping/Abduction	0	0	0	0
Civilian Female	0	Forcible Rape	0	0	0	0
Total:	0	Forcible Sodomy	0	0	0	0
		Sexual Assault With An Object	0	0	0	0
		Forcible Fondling	0	0	0	0
Offense Overview		Incest	0	0	0	0
Incident Total	96	Statutory Rape	0	0	0	0
Offense Total	107	Aggravated Assault	5	1	0	0
Group A Crimes per 100,000 population	N/A	Simple Assault	1	0	0	0
		Intimidation	0	0	0	0
		Human Trafficking, Commercial Sex Acts	0	0	0	0
		Human Trafficking, Involuntary Servitude	0	0	0	0
Arrest Overview		Crimes Against Property				
Total Arrests	76	Arson	1	0	0	0
Adult Arrests	76	Bribery	0	0	0	0
Juvenile Arrests	0	Burglary/Breaking & Entering	0	0	0	0
Unknown Age	0	Counterfeiting/Forgery	2	2	0	0
Arrests per 100,000 population	N/A	Destruction/Damage/Vandalism of Property	0	0	0	0
		Embezzlement	0	0	0	0
		Extortion/Blackmail	0	0	0	0
		False Pretenses/Swindle/Confidence Game	9	1	0	0
		Credit Card/Automatic Teller Fraud	0	0	0	0
		Impersonation	0	0	0	0
		Welfare Fraud	0	0	0	0
		Wire Fraud	0	0	0	0
		Identity Theft	0	0	0	0
		Hacking/Computer Invasion	0	0	0	0
		Robbery	0	0	0	0
		Pocket-picking	0	0	0	0
		Purse-snatching	0	0	0	0
		Shoplifting	0	0	0	0
		Theft From Building	0	0	0	0
		Theft From Coin Operated Machine or Device	0	0	0	0
		Theft From Motor Vehicle	0	0	0	0
		Theft of Motor Vehicle Parts/Accessories	0	0	0	0
		All Other Larceny	4	1	0	0
		Motor Vehicle Theft	0	0	0	0
		Stolen Property Offenses	2	0	0	0
		Crimes Against Society				
		Drug/Narcotic Violations	76	23	0	0
		Drug Equipment Violations	0	0	0	0
		Betting/Wagering	0	0	0	0
		Operating/Promoting/Assisting Gambling	0	0	0	0
		Gambling Equipment Violations	0	0	0	0
		Sports Tampering	0	0	0	0
		Pornography/Obscene Material	0	0	0	0
		Prostitution	0	0	0	0
		Assisting or Promoting Prostitution	0	0	0	0
		Purchasing Prostitution	0	0	0	0
		Weapon Law Violations	7	1	0	0
		Animal Cruelty	0	0	0	0
		Total Group A Offenses	107	29	0	0
Group B Arrests						
Offense	Adult	Juvenile				
Bad Checks	0	0				
Curfew/Loitering/Vagrancy Violations	0	0				
Disorderly Conduct	0	0				
Driving Under the Influence	42	0				
Drunkenness	2	0				
Family Offenses (Nonviolent)	0	0				
Liquor Law Violations	0	0				
Peeping Tom	0	0				
Runaway	0	0				
Trespass of Real Property	0	0				
All Other Offenses	3	0				
Total Group B	47	0				

(*) Offenses are counted using the FBI Units of Count for Crime

(**) The 'Arrests' column shows arrests made for incidents during the selected period, regardless of arrest date. Arrest counts for the same period may change over time.

State Police - Caroline CO - VA017SP00 - NIBRS Agency Crime Overview - 2019

2019 Population Estimate	N/A	Offenses (*)		Arrests (**)	
		Group A Offenses	Reported	Adult	Juvenile
Law Enforcement Employees		Crimes Against Persons			
Sworn Male	0	Murder and Nonnegligent Manslaughter	0	0	0
Sworn Female	0	Negligent Manslaughter	0	0	0
Civilian Male	0	Kidnapping/Abduction	0	0	0
Civilian Female	0	Forcible Rape	0	0	0
Total:	0	Forcible Sodomy	0	0	0
		Sexual Assault With An Object	0	0	0
		Forcible Fondling	0	0	0
Offense Overview		Incest	0	0	0
Incident Total	73	Statutory Rape	0	0	0
Offense Total	98	Aggravated Assault	12	3	0
Group A Crimes per 100,000 population	N/A	Simple Assault	9	4	0
		Intimidation	1	1	0
		Human Trafficking, Commercial Sex Acts	0	0	0
		Human Trafficking, Involuntary Servitude	0	0	0
Arrest Overview		Crimes Against Property			
Total Arrests	68	Arson	0	0	0
Adult Arrests	65	Bribery	0	0	0
Juvenile Arrests	3	Burglary/Breaking & Entering	1	0	0
Unknown Age	0	Counterfeiting/Forgery	4	2	0
Arrests per 100,000 population	N/A	Destruction/Damage/Vandalism of Property	6	1	0
		Embezzlement	1	0	0
		Extortion/Blackmail	0	0	0
		False Pretenses/Swindle/Confidence Game	6	2	0
		Credit Card/Automatic Teller Fraud	0	0	0
		Impersonation	1	0	0
		Welfare Fraud	0	0	0
		Wire Fraud	0	0	0
		Identity Theft	0	0	0
		Hacking/Computer Invasion	0	0	0
		Robbery	0	0	0
		Pocket-picking	2	0	0
		Purse-snatching	0	0	0
		Shoplifting	0	0	0
		Theft From Building	0	0	0
		Theft From Coin Operated Machine or Device	0	0	0
		Theft From Motor Vehicle	0	0	0
		Theft of Motor Vehicle Parts/Accessories	0	0	0
		All Other Larceny	11	2	0
		Motor Vehicle Theft	12	0	0
		Stolen Property Offenses	3	0	0
		Crimes Against Society			
		Drug/Narcotic Violations	25	20	1
		Drug Equipment Violations	1	0	0
		Betting/Wagering	0	0	0
		Operating/Promoting/Assisting Gambling	0	0	0
		Gambling Equipment Violations	0	0	0
		Sports Tampering	0	0	0
		Pornography/Obscene Material	0	0	0
		Prostitution	0	0	0
		Assisting or Promoting Prostitution	0	0	0
		Purchasing Prostitution	0	0	0
		Weapon Law Violations	3	2	0
		Animal Cruelty	0	0	0
		Total Group A Offenses	98	37	1
Group B Arrests					
Offense	Adult	Juvenile			
Bad Checks	0	0			
Curfew/Loitering/Vagrancy Violations	0	0			
Disorderly Conduct	0	0			
Driving Under the Influence	16	0			
Drunkenness	3	0			
Family Offenses (Nonviolent)	0	0			
Liquor Law Violations	2	2			
Peeping Tom	0	0			
Runaway	0	0			
Trespass of Real Property	0	0			
All Other Offenses	7	0			
Total Group B	28	2			

(*) Offenses are counted using the FBI Units of Count for Crime

(**) The 'Arrests' column shows arrests made for incidents during the selected period, regardless of arrest date. Arrest counts for the same period may change over time.

State Police - Carroll CO - VA018SP00 - NIBRS Agency Crime Overview - 2019

2019 Population Estimate	N/A	Offenses (*)		Arrests (**)	
		Group A Offenses	Reported	Adult	Juvenile
Law Enforcement Employees		Crimes Against Persons			
Sworn Male	0	Murder and Nonnegligent Manslaughter	1	0	0
Sworn Female	0	Negligent Manslaughter	0	0	0
Civilian Male	0	Kidnapping/Abduction	2	0	0
Civilian Female	0	Forcible Rape	0	0	0
Total:	0	Forcible Sodomy	0	0	0
		Sexual Assault With An Object	0	0	0
		Forcible Fondling	1	0	0
Offense Overview		Incest	0	0	0
Incident Total	120	Statutory Rape	0	0	0
Offense Total	137	Aggravated Assault	1	0	0
Group A Crimes per 100,000 population	N/A	Simple Assault	1	1	0
		Intimidation	0	0	0
		Human Trafficking, Commercial Sex Acts	0	0	0
		Human Trafficking, Involuntary Servitude	0	0	0
Arrest Overview		Crimes Against Property			
Total Arrests	124	Arson	1	0	0
Adult Arrests	123	Bribery	0	0	0
Juvenile Arrests	1	Burglary/Breaking & Entering	1	0	0
Unknown Age	0	Counterfeiting/Forgery	1	0	0
Arrests per 100,000 population	N/A	Destruction/Damage/Vandalism of Property	3	2	0
		Embezzlement	0	0	0
		Extortion/Blackmail	0	0	0
		False Pretenses/Swindle/Confidence Game	20	14	0
		Credit Card/Automatic Teller Fraud	1	0	0
		Impersonation	2	0	0
		Welfare Fraud	0	0	0
		Wire Fraud	0	0	0
		Identity Theft	0	0	0
		Hacking/Computer Invasion	0	0	0
		Robbery	1	0	0
		Pocket-picking	1	0	0
		Purse-snatching	0	0	0
		Shoplifting	0	0	0
		Theft From Building	0	0	0
		Theft From Coin Operated Machine or Device	0	0	0
		Theft From Motor Vehicle	0	0	0
		Theft of Motor Vehicle Parts/Accessories	0	0	0
		All Other Larceny	7	0	0
		Motor Vehicle Theft	2	1	0
		Stolen Property Offenses	2	2	0
		Crimes Against Society			
		Drug/Narcotic Violations	74	68	1
		Drug Equipment Violations	1	0	0
		Betting/Wagering	0	0	0
		Operating/Promoting/Assisting Gambling	0	0	0
		Gambling Equipment Violations	0	0	0
		Sports Tampering	0	0	0
		Pornography/Obscene Material	4	0	0
		Prostitution	0	0	0
		Assisting or Promoting Prostitution	0	0	0
		Purchasing Prostitution	0	0	0
		Weapon Law Violations	10	5	0
		Animal Cruelty	0	0	0
		Total Group A Offenses	137	93	1
Group B Arrests					
Offense	Adult	Juvenile			
Bad Checks	0	0			
Curfew/Loitering/Vagrancy Violations	0	0			
Disorderly Conduct	0	0			
Driving Under the Influence	24	0			
Drunkenness	3	0			
Family Offenses (Nonviolent)	0	0			
Liquor Law Violations	0	0			
Peeping Tom	0	0			
Runaway	0	0			
Trespass of Real Property	0	0			
All Other Offenses	3	0			
Total Group B	30	0			

(*) Offenses are counted using the FBI Units of Count for Crime

(**) The 'Arrests' column shows arrests made for incidents during the selected period, regardless of arrest date. Arrest counts for the same period may change over time.

State Police - Charles City CO - VA019SP00 - NIBRS Agency Crime Overview - 2019

2019 Population Estimate	N/A	Offenses (*)		Arrests (**)	
		Group A Offenses	Reported	Adult	Juvenile
Law Enforcement Employees		Crimes Against Persons			
Sworn Male	0	Murder and Nonnegligent Manslaughter	0	0	0
Sworn Female	0	Negligent Manslaughter	0	0	0
Civilian Male	0	Kidnapping/Abduction	0	0	0
Civilian Female	0	Forcible Rape	0	0	0
Total:	0	Forcible Sodomy	0	0	0
		Sexual Assault With An Object	0	0	0
		Forcible Fondling	0	0	0
Offense Overview		Incest	0	0	0
Incident Total	4	Statutory Rape	0	0	0
Offense Total	8	Aggravated Assault	0	0	0
Group A Crimes per 100,000 population	N/A	Simple Assault	4	1	0
		Intimidation	0	0	0
		Human Trafficking, Commercial Sex Acts	0	0	0
		Human Trafficking, Involuntary Servitude	0	0	0
Arrest Overview		Crimes Against Property			
Total Arrests	6	Arson	0	0	0
Adult Arrests	6	Bribery	0	0	0
Juvenile Arrests	0	Burglary/Breaking & Entering	0	0	0
Unknown Age	0	Counterfeiting/Forgery	0	0	0
Arrests per 100,000 population	N/A	Destruction/Damage/Vandalism of Property	2	0	0
		Embezzlement	1	0	0
		Extortion/Blackmail	0	0	0
		False Pretenses/Swindle/Confidence Game	0	0	0
		Credit Card/Automatic Teller Fraud	0	0	0
		Impersonation	0	0	0
		Welfare Fraud	0	0	0
		Wire Fraud	0	0	0
		Identity Theft	0	0	0
		Hacking/Computer Invasion	0	0	0
		Robbery	0	0	0
		Pocket-picking	0	0	0
		Purse-snatching	0	0	0
		Shoplifting	0	0	0
		Theft From Building	0	0	0
		Theft From Coin Operated Machine or Device	0	0	0
		Theft From Motor Vehicle	0	0	0
		Theft of Motor Vehicle Parts/Accessories	0	0	0
		All Other Larceny	0	0	0
		Motor Vehicle Theft	0	0	0
		Stolen Property Offenses	0	0	0
		Crimes Against Society			
		Drug/Narcotic Violations	1	0	0
		Drug Equipment Violations	0	0	0
		Betting/Wagering	0	0	0
		Operating/Promoting/Assisting Gambling	0	0	0
		Gambling Equipment Violations	0	0	0
		Sports Tampering	0	0	0
		Pornography/Obscene Material	0	0	0
		Prostitution	0	0	0
		Assisting or Promoting Prostitution	0	0	0
		Purchasing Prostitution	0	0	0
		Weapon Law Violations	0	0	0
		Animal Cruelty	0	0	0
		Total Group A Offenses	8	1	0

Group B Arrests	Adult	Juvenile
Bad Checks	0	0
Curfew/Loitering/Vagrancy Violations	0	0
Disorderly Conduct	0	0
Driving Under the Influence	2	0
Drunkenness	0	0
Family Offenses (Nonviolent)	0	0
Liquor Law Violations	0	0
Peeping Tom	0	0
Runaway	0	0
Trespass of Real Property	0	0
All Other Offenses	3	0
Total Group B	5	0

(*) Offenses are counted using the FBI Units of Count for Crime

(**) The 'Arrests' column shows arrests made for incidents during the selected period, regardless of arrest date. Arrest counts for the same period may change over time.

State Police - Charlotte CO - VA020SP00 - NIBRS Agency Crime Overview - 2019

2019 Population Estimate	N/A	Offenses (*)		Arrests (**)	
		Group A Offenses	Reported	Adult	Juvenile
Law Enforcement Employees		Crimes Against Persons			
Sworn Male	0	Murder and Nonnegligent Manslaughter	0	0	0
Sworn Female	0	Negligent Manslaughter	0	0	0
Civilian Male	0	Kidnapping/Abduction	0	0	0
Civilian Female	0	Forcible Rape	0	0	0
Total:	0	Forcible Sodomy	0	0	0
		Sexual Assault With An Object	0	0	0
		Forcible Fondling	0	0	0
Offense Overview		Incest	0	0	0
Incident Total	53	Statutory Rape	0	0	0
Offense Total	60	Aggravated Assault	1	0	0
Group A Crimes per 100,000 population	N/A	Simple Assault	4	2	0
		Intimidation	0	0	0
		Human Trafficking, Commercial Sex Acts	0	0	0
		Human Trafficking, Involuntary Servitude	0	0	0
Arrest Overview		Crimes Against Property			
Total Arrests	38	Arson	1	0	0
Adult Arrests	37	Bribery	0	0	0
Juvenile Arrests	1	Burglary/Breaking & Entering	0	0	0
Unknown Age	0	Counterfeiting/Forgery	1	0	0
Arrests per 100,000 population	N/A	Destruction/Damage/Vandalism of Property	1	0	0
		Embezzlement	0	0	0
		Extortion/Blackmail	0	0	0
		False Pretenses/Swindle/Confidence Game	2	0	0
		Credit Card/Automatic Teller Fraud	0	0	0
		Impersonation	0	0	0
		Welfare Fraud	0	0	0
		Wire Fraud	0	0	0
		Identity Theft	0	0	0
		Hacking/Computer Invasion	0	0	0
		Robbery	0	0	0
		Pocket-picking	0	0	0
		Purse-snatching	0	0	0
		Shoplifting	0	0	0
		Theft From Building	0	0	0
		Theft From Coin Operated Machine or Device	0	0	0
		Theft From Motor Vehicle	0	0	0
		Theft of Motor Vehicle Parts/Accessories	0	0	0
		All Other Larceny	2	3	0
		Motor Vehicle Theft	1	0	0
		Stolen Property Offenses	0	0	0
		Crimes Against Society			
		Drug/Narcotic Violations	47	11	1
		Drug Equipment Violations	0	0	0
		Betting/Wagering	0	0	0
		Operating/Promoting/Assisting Gambling	0	0	0
		Gambling Equipment Violations	0	0	0
		Sports Tampering	0	0	0
		Pornography/Obscene Material	0	0	0
		Prostitution	0	0	0
		Assisting or Promoting Prostitution	0	0	0
		Purchasing Prostitution	0	0	0
		Weapon Law Violations	0	0	0
		Animal Cruelty	0	0	0
		Total Group A Offenses	60	16	1
Group B Arrests					
Offense	Adult	Juvenile			
Bad Checks	0	0			
Curfew/Loitering/Vagrancy Violations	0	0			
Disorderly Conduct	0	0			
Driving Under the Influence	20	0			
Drunkenness	0	0			
Family Offenses (Nonviolent)	0	0			
Liquor Law Violations	0	0			
Peeping Tom	0	0			
Runaway	0	0			
Trespass of Real Property	0	0			
All Other Offenses	1	0			
Total Group B	21	0			

(*) Offenses are counted using the FBI Units of Count for Crime

(**) The 'Arrests' column shows arrests made for incidents during the selected period, regardless of arrest date. Arrest counts for the same period may change over time.

State Police - Charlottesville - VA102SP00 - NIBRS Agency Crime Overview - 2019

2019 Population Estimate	N/A	Offenses (*)		Arrests (**)	
		Group A Offenses	Reported	Adult	Juvenile
Law Enforcement Employees		Crimes Against Persons			
Sworn Male	0	Murder and Nonnegligent Manslaughter	0	0	0
Sworn Female	0	Negligent Manslaughter	0	0	0
Civilian Male	0	Kidnapping/Abduction	0	0	0
Civilian Female	0	Forcible Rape	1	0	0
Total:	0	Forcible Sodomy	0	0	0
		Sexual Assault With An Object	0	0	0
		Forcible Fondling	0	0	0
Offense Overview		Incest	0	0	0
Incident Total	21	Statutory Rape	0	0	0
Offense Total	23	Aggravated Assault	0	0	0
Group A Crimes per 100,000 population	N/A	Simple Assault	0	0	0
		Intimidation	0	0	0
		Human Trafficking, Commercial Sex Acts	0	0	0
		Human Trafficking, Involuntary Servitude	0	0	0
Arrest Overview		Crimes Against Property			
Total Arrests	14	Arson	0	0	0
Adult Arrests	14	Bribery	0	0	0
Juvenile Arrests	0	Burglary/Breaking & Entering	0	0	0
Unknown Age	0	Counterfeiting/Forgery	0	0	0
Arrests per 100,000 population	N/A	Destruction/Damage/Vandalism of Property	0	0	0
		Embezzlement	0	0	0
		Extortion/Blackmail	0	0	0
		False Pretenses/Swindle/Confidence Game	3	1	0
		Credit Card/Automatic Teller Fraud	0	0	0
		Impersonation	0	0	0
		Welfare Fraud	0	0	0
		Wire Fraud	0	0	0
		Identity Theft	0	0	0
		Hacking/Computer Invasion	0	0	0
		Robbery	0	0	0
		Pocket-picking	0	0	0
		Purse-snatching	0	0	0
		Shoplifting	0	0	0
		Theft From Building	0	0	0
		Theft From Coin Operated Machine or Device	0	0	0
		Theft From Motor Vehicle	0	0	0
		Theft of Motor Vehicle Parts/Accessories	0	0	0
		All Other Larceny	1	0	0
		Motor Vehicle Theft	0	0	0
		Stolen Property Offenses	0	0	0
		Crimes Against Society			
		Drug/Narcotic Violations	15	8	0
		Drug Equipment Violations	0	0	0
		Betting/Wagering	0	0	0
		Operating/Promoting/Assisting Gambling	0	0	0
		Gambling Equipment Violations	0	0	0
		Sports Tampering	0	0	0
		Pornography/Obscene Material	0	0	0
		Prostitution	0	0	0
		Assisting or Promoting Prostitution	0	0	0
		Purchasing Prostitution	0	0	0
		Weapon Law Violations	3	0	0
		Animal Cruelty	0	0	0
		Total Group A Offenses	23	9	0
Group B Arrests					
Offense	Adult	Juvenile			
Bad Checks	0	0			
Curfew/Loitering/Vagrancy Violations	0	0			
Disorderly Conduct	0	0			
Driving Under the Influence	2	0			
Drunkenness	0	0			
Family Offenses (Nonviolent)	0	0			
Liquor Law Violations	0	0			
Peeping Tom	0	0			
Runaway	0	0			
Trespass of Real Property	0	0			
All Other Offenses	3	0			
Total Group B	5	0			

(*) Offenses are counted using the FBI Units of Count for Crime

(**) The 'Arrests' column shows arrests made for incidents during the selected period, regardless of arrest date. Arrest counts for the same period may change over time.

State Police - Chesapeake - VA103SP00 - NIBRS Agency Crime Overview - 2019

2019 Population Estimate	N/A	Offenses (*)		Arrests (**)		
		Reported	Adult	Juvenile		
Law Enforcement Employees		Group A Offenses				
		Crimes Against Persons				
Sworn Male	0	Murder and Nonnegligent Manslaughter	0	0	0	
Sworn Female	0	Negligent Manslaughter	0	0	0	
Civilian Male	0	Kidnapping/Abduction	0	0	0	
Civilian Female	0	Forcible Rape	0	0	0	
Total:	0	Forcible Sodomy	0	0	0	
		Sexual Assault With An Object	0	0	0	
		Forcible Fondling	0	0	0	
Offense Overview		Incest	0	0	0	
Incident Total	150	Statutory Rape	0	0	0	
Offense Total	168	Aggravated Assault	8	5	0	
Group A Crimes per 100,000 population	N/A	Simple Assault	3	2	0	
		Intimidation	0	0	0	
		Human Trafficking, Commercial Sex Acts	0	0	0	
		Human Trafficking, Involuntary Servitude	0	0	0	
Arrest Overview		Crimes Against Property				
Total Arrests	166	Arson	0	0	0	
Adult Arrests	165	Bribery	0	0	0	
Juvenile Arrests	1	Burglary/Breaking & Entering	0	0	0	
Unknown Age	0	Counterfeiting/Forgery	5	3	0	
Arrests per 100,000 population	N/A	Destruction/Damage/Vandalism of Property	2	1	0	
		Embezzlement	0	0	0	
		Extortion/Blackmail	1	0	0	
		False Pretenses/Swindle/Confidence Game	62	32	0	
		Credit Card/Automatic Teller Fraud	0	0	0	
		Impersonation	5	1	0	
		Welfare Fraud	0	0	0	
		Wire Fraud	0	0	0	
		Identity Theft	0	0	0	
		Hacking/Computer Invasion	0	0	0	
		Robbery	0	0	0	
		Pocket-picking	0	0	0	
		Purse-snatching	0	0	0	
		Shoplifting	0	0	0	
		Theft From Building	0	0	0	
		Theft From Coin Operated Machine or Device	0	0	0	
		Theft From Motor Vehicle	0	0	0	
		Theft of Motor Vehicle Parts/Accessories	0	0	0	
		All Other Larceny	3	1	0	
		Motor Vehicle Theft	7	1	0	
		Stolen Property Offenses	9	5	1	
		Crimes Against Society				
		Drug/Narcotic Violations	45	30	0	
		Drug Equipment Violations	1	0	0	
		Betting/Wagering	0	0	0	
		Operating/Promoting/Assisting Gambling	0	0	0	
		Gambling Equipment Violations	0	0	0	
		Sports Tampering	0	0	0	
		Pornography/Obscene Material	0	0	0	
		Prostitution	0	0	0	
		Assisting or Promoting Prostitution	0	0	0	
		Purchasing Prostitution	0	0	0	
		Weapon Law Violations	17	7	0	
		Animal Cruelty	0	0	0	
		Total Group A Offenses	168	88	1	
Group B Arrests						
Offense	Adult	Juvenile				
Bad Checks	0	0				
Curfew/Loitering/Vagrancy Violations	1	0				
Disorderly Conduct	0	0				
Driving Under the Influence	55	0				
Drunkenness	2	0				
Family Offenses (Nonviolent)	0	0				
Liquor Law Violations	0	0				
Peeping Tom	0	0				
Runaway	0	0				
Trespass of Real Property	0	0				
All Other Offenses	19	0				
Total Group B	77	0				

(*) Offenses are counted using the FBI Units of Count for Crime

(**) The 'Arrests' column shows arrests made for incidents during the selected period, regardless of arrest date. Arrest counts for the same period may change over time.

State Police - Chesterfield CO - VA021SP00 - NIBRS Agency Crime Overview - 2019

2019 Population Estimate	N/A	Offenses (*)		Arrests (**)	
		Group A Offenses	Reported	Adult	Juvenile
Law Enforcement Employees		Crimes Against Persons			
Sworn Male	0	Murder and Nonnegligent Manslaughter	0	0	0
Sworn Female	0	Negligent Manslaughter	0	0	0
Civilian Male	0	Kidnapping/Abduction	0	0	0
Civilian Female	0	Forcible Rape	0	0	0
Total:	0	Forcible Sodomy	0	0	0
		Sexual Assault With An Object	0	0	0
		Forcible Fondling	1	0	0
Offense Overview		Incest	0	0	0
Incident Total	269	Statutory Rape	0	0	0
Offense Total	332	Aggravated Assault	9	4	0
Group A Crimes per 100,000 population	N/A	Simple Assault	8	1	0
		Intimidation	1	0	0
		Human Trafficking, Commercial Sex Acts	0	0	0
		Human Trafficking, Involuntary Servitude	0	0	0
Arrest Overview		Crimes Against Property			
Total Arrests	374	Arson	0	0	0
Adult Arrests	367	Bribery	1	0	0
Juvenile Arrests	7	Burglary/Breaking & Entering	0	0	0
Unknown Age	0	Counterfeiting/Forgery	10	7	0
Arrests per 100,000 population	N/A	Destruction/Damage/Vandalism of Property	4	0	0
		Embezzlement	0	0	0
		Extortion/Blackmail	0	0	0
		False Pretenses/Swindle/Confidence Game	26	8	0
		Credit Card/Automatic Teller Fraud	0	0	0
		Impersonation	17	13	1
		Welfare Fraud	0	0	0
		Wire Fraud	0	0	0
		Identity Theft	9	0	0
		Hacking/Computer Invasion	1	0	0
		Robbery	2	0	0
		Pocket-picking	0	0	0
		Purse-snatching	0	0	0
		Shoplifting	0	0	0
		Theft From Building	0	0	0
		Theft From Coin Operated Machine or Device	0	0	0
		Theft From Motor Vehicle	0	0	0
		Theft of Motor Vehicle Parts/Accessories	0	0	0
		All Other Larceny	10	4	0
		Motor Vehicle Theft	5	2	0
		Stolen Property Offenses	3	1	1
		Crimes Against Society			
		Drug/Narcotic Violations	187	150	0
		Drug Equipment Violations	10	0	0
		Betting/Wagering	0	0	0
		Operating/Promoting/Assisting Gambling	0	0	0
		Gambling Equipment Violations	0	0	0
		Sports Tampering	0	0	0
		Pornography/Obscene Material	1	1	0
		Prostitution	0	0	0
		Assisting or Promoting Prostitution	0	0	0
		Purchasing Prostitution	0	0	0
		Weapon Law Violations	27	6	0
		Animal Cruelty	0	0	0
		Total Group A Offenses	332	197	2
Group B Arrests					
Offense	Adult	Juvenile			
Bad Checks	0	0			
Curfew/Loitering/Vagrancy Violations	0	2			
Disorderly Conduct	0	0			
Driving Under the Influence	122	2			
Drunkenness	1	0			
Family Offenses (Nonviolent)	0	0			
Liquor Law Violations	4	0			
Peeping Tom	0	0			
Runaway	0	0			
Trespass of Real Property	0	0			
All Other Offenses	43	1			
Total Group B	170	5			

(*) Offenses are counted using the FBI Units of Count for Crime

(**) The 'Arrests' column shows arrests made for incidents during the selected period, regardless of arrest date. Arrest counts for the same period may change over time.

State Police - Clarke CO - VA022SP00 - NIBRS Agency Crime Overview - 2019

2019 Population Estimate	N/A	Offenses (*)		Arrests (**)	
		Group A Offenses	Reported	Adult	Juvenile
Law Enforcement Employees		Crimes Against Persons			
Sworn Male	0	Murder and Nonnegligent Manslaughter	1	1	0
Sworn Female	0	Negligent Manslaughter	0	0	0
Civilian Male	0	Kidnapping/Abduction	0	0	0
Civilian Female	0	Forcible Rape	0	0	0
Total:	0	Forcible Sodomy	0	0	0
		Sexual Assault With An Object	0	0	0
		Forcible Fondling	0	0	0
Offense Overview		Incest	0	0	0
Incident Total	40	Statutory Rape	0	0	0
Offense Total	54	Aggravated Assault	1	1	0
Group A Crimes per 100,000 population	N/A	Simple Assault	0	0	0
		Intimidation	1	0	0
		Human Trafficking, Commercial Sex Acts	0	0	0
		Human Trafficking, Involuntary Servitude	0	0	0
Arrest Overview		Crimes Against Property			
Total Arrests	40	Arson	0	0	0
Adult Arrests	40	Bribery	0	0	0
Juvenile Arrests	0	Burglary/Breaking & Entering	0	0	0
Unknown Age	0	Counterfeiting/Forgery	3	2	0
Arrests per 100,000 population	N/A	Destruction/Damage/Vandalism of Property	2	0	0
		Embezzlement	0	0	0
		Extortion/Blackmail	0	0	0
		False Pretenses/Swindle/Confidence Game	1	0	0
		Credit Card/Automatic Teller Fraud	0	0	0
		Impersonation	2	1	0
		Welfare Fraud	0	0	0
		Wire Fraud	0	0	0
		Identity Theft	1	0	0
		Hacking/Computer Invasion	0	0	0
		Robbery	0	0	0
		Pocket-picking	0	0	0
		Purse-snatching	0	0	0
		Shoplifting	0	0	0
		Theft From Building	0	0	0
		Theft From Coin Operated Machine or Device	0	0	0
		Theft From Motor Vehicle	0	0	0
		Theft of Motor Vehicle Parts/Accessories	0	0	0
		All Other Larceny	0	0	0
		Motor Vehicle Theft	0	0	0
		Stolen Property Offenses	0	0	0
		Crimes Against Society			
		Drug/Narcotic Violations	31	17	0
		Drug Equipment Violations	5	2	0
		Betting/Wagering	0	0	0
		Operating/Promoting/Assisting Gambling	0	0	0
		Gambling Equipment Violations	0	0	0
		Sports Tampering	0	0	0
		Pornography/Obscene Material	1	0	0
		Prostitution	0	0	0
		Assisting or Promoting Prostitution	0	0	0
		Purchasing Prostitution	0	0	0
		Weapon Law Violations	5	0	0
		Animal Cruelty	0	0	0
		Total Group A Offenses	54	24	0
Group B Arrests					
Offense	Adult	Juvenile			
Bad Checks	0	0			
Curfew/Loitering/Vagrancy Violations	0	0			
Disorderly Conduct	0	0			
Driving Under the Influence	9	0			
Drunkenness	0	0			
Family Offenses (Nonviolent)	0	0			
Liquor Law Violations	0	0			
Peeping Tom	0	0			
Runaway	0	0			
Trespass of Real Property	0	0			
All Other Offenses	7	0			
Total Group B	16	0			

(*) Offenses are counted using the FBI Units of Count for Crime

(**) The 'Arrests' column shows arrests made for incidents during the selected period, regardless of arrest date. Arrest counts for the same period may change over time.

State Police - Clifton Forge - VA104SP00 - NIBRS Agency Crime Overview - 2019

2019 Population Estimate	N/A	Offenses (*)		Arrests (**)		
		Reported	Adult	Juvenile		
Law Enforcement Employees		Group A Offenses				
		Crimes Against Persons				
Sworn Male	0	Murder and Nonnegligent Manslaughter	0	0	0	
Sworn Female	0	Negligent Manslaughter	0	0	0	
Civilian Male	0	Kidnapping/Abduction	0	0	0	
Civilian Female	0	Forcible Rape	0	0	0	
Total:	0	Forcible Sodomy	0	0	0	
		Sexual Assault With An Object	0	0	0	
		Forcible Fondling	0	0	0	
Offense Overview		Incest	0	0	0	
Incident Total	0	Statutory Rape	0	0	0	
Offense Total	0	Aggravated Assault	0	0	0	
Group A Crimes per 100,000 population	N/A	Simple Assault	0	0	0	
		Intimidation	0	0	0	
		Human Trafficking, Commercial Sex Acts	0	0	0	
		Human Trafficking, Involuntary Servitude	0	0	0	
Arrest Overview		Crimes Against Property				
Total Arrests	0	Arson	0	0	0	
Adult Arrests	0	Bribery	0	0	0	
Juvenile Arrests	0	Burglary/Breaking & Entering	0	0	0	
Unknown Age	0	Counterfeiting/Forgery	0	0	0	
Arrests per 100,000 population	N/A	Destruction/Damage/Vandalism of Property	0	0	0	
		Embezzlement	0	0	0	
		Extortion/Blackmail	0	0	0	
		False Pretenses/Swindle/Confidence Game	0	0	0	
		Credit Card/Automatic Teller Fraud	0	0	0	
		Impersonation	0	0	0	
		Welfare Fraud	0	0	0	
		Wire Fraud	0	0	0	
		Identity Theft	0	0	0	
		Hacking/Computer Invasion	0	0	0	
		Robbery	0	0	0	
		Pocket-picking	0	0	0	
		Purse-snatching	0	0	0	
		Shoplifting	0	0	0	
		Theft From Building	0	0	0	
		Theft From Coin Operated Machine or Device	0	0	0	
		Theft From Motor Vehicle	0	0	0	
		Theft of Motor Vehicle Parts/Accessories	0	0	0	
		All Other Larceny	0	0	0	
		Motor Vehicle Theft	0	0	0	
		Stolen Property Offenses	0	0	0	
		Crimes Against Society				
		Drug/Narcotic Violations	0	0	0	
		Drug Equipment Violations	0	0	0	
		Betting/Wagering	0	0	0	
		Operating/Promoting/Assisting Gambling	0	0	0	
		Gambling Equipment Violations	0	0	0	
		Sports Tampering	0	0	0	
		Pornography/Obscene Material	0	0	0	
		Prostitution	0	0	0	
		Assisting or Promoting Prostitution	0	0	0	
		Purchasing Prostitution	0	0	0	
		Weapon Law Violations	0	0	0	
		Animal Cruelty	0	0	0	
		Total Group A Offenses	0	0	0	

(*) Offenses are counted using the FBI Units of Count for Crime

(**) The 'Arrests' column shows arrests made for incidents during the selected period, regardless of arrest date. Arrest counts for the same period may change over time.

State Police - Colonial Heights - VA105SP00 - NIBRS Agency Crime Overview - 2019

2019 Population Estimate	N/A	Offenses (*)		Arrests (**)	
		Group A Offenses	Reported	Adult	Juvenile
Law Enforcement Employees		Crimes Against Persons			
Sworn Male	0	Murder and Nonnegligent Manslaughter	0	0	0
Sworn Female	0	Negligent Manslaughter	0	0	0
Civilian Male	0	Kidnapping/Abduction	0	0	0
Civilian Female	0	Forcible Rape	0	0	0
Total:	0	Forcible Sodomy	1	0	0
		Sexual Assault With An Object	0	0	0
		Forcible Fondling	0	0	0
Offense Overview		Incest	0	0	0
Incident Total	56	Statutory Rape	0	0	0
Offense Total	64	Aggravated Assault	3	0	0
Group A Crimes per 100,000 population	N/A	Simple Assault	0	0	0
		Intimidation	0	0	0
		Human Trafficking, Commercial Sex Acts	0	0	0
		Human Trafficking, Involuntary Servitude	0	0	0
Arrest Overview		Crimes Against Property			
Total Arrests	29	Arson	0	0	0
Adult Arrests	29	Bribery	0	0	0
Juvenile Arrests	0	Burglary/Breaking & Entering	0	0	0
Unknown Age	0	Counterfeiting/Forgery	1	1	0
Arrests per 100,000 population	N/A	Destruction/Damage/Vandalism of Property	0	0	0
		Embezzlement	0	0	0
		Extortion/Blackmail	1	0	0
		False Pretenses/Swindle/Confidence Game	24	6	0
		Credit Card/Automatic Teller Fraud	0	0	0
		Impersonation	1	0	0
		Welfare Fraud	0	0	0
		Wire Fraud	0	0	0
		Identity Theft	1	0	0
		Hacking/Computer Invasion	0	0	0
		Robbery	0	0	0
		Pocket-picking	0	0	0
		Purse-snatching	0	0	0
		Shoplifting	0	0	0
		Theft From Building	0	0	0
		Theft From Coin Operated Machine or Device	0	0	0
		Theft From Motor Vehicle	0	0	0
		Theft of Motor Vehicle Parts/Accessories	0	0	0
		All Other Larceny	0	0	0
		Motor Vehicle Theft	1	0	0
		Stolen Property Offenses	0	0	0
		Crimes Against Society			
		Drug/Narcotic Violations	13	4	0
		Drug Equipment Violations	0	0	0
		Betting/Wagering	0	0	0
		Operating/Promoting/Assisting Gambling	0	0	0
		Gambling Equipment Violations	0	0	0
		Sports Tampering	0	0	0
		Pornography/Obscene Material	0	0	0
		Prostitution	0	0	0
		Assisting or Promoting Prostitution	0	0	0
		Purchasing Prostitution	0	0	0
		Weapon Law Violations	18	9	0
		Animal Cruelty	0	0	0
		Total Group A Offenses	64	20	0

Group B Arrests	Adult	Juvenile
Bad Checks	0	0
Curfew/Loitering/Vagrancy Violations	0	0
Disorderly Conduct	0	0
Driving Under the Influence	6	0
Drunkenness	0	0
Family Offenses (Nonviolent)	0	0
Liquor Law Violations	0	0
Peeping Tom	0	0
Runaway	0	0
Trespass of Real Property	0	0
All Other Offenses	3	0
Total Group B	9	0

(*) Offenses are counted using the FBI Units of Count for Crime

(**) The 'Arrests' column shows arrests made for incidents during the selected period, regardless of arrest date. Arrest counts for the same period may change over time.

State Police - Covington - VA106SP00 - NIBRS Agency Crime Overview - 2019

2019 Population Estimate	N/A	Offenses (*)		Arrests (**)	
		Group A Offenses	Reported	Adult	Juvenile
Law Enforcement Employees		Crimes Against Persons			
Sworn Male	0	Murder and Nonnegligent Manslaughter	0	0	0
Sworn Female	0	Negligent Manslaughter	0	0	0
Civilian Male	0	Kidnapping/Abduction	1	0	0
Civilian Female	0	Forcible Rape	0	0	0
Total:	0	Forcible Sodomy	0	0	0
		Sexual Assault With An Object	0	0	0
		Forcible Fondling	0	0	0
Offense Overview		Incest	0	0	0
Incident Total	29	Statutory Rape	0	0	0
Offense Total	35	Aggravated Assault	0	0	0
Group A Crimes per 100,000 population	N/A	Simple Assault	1	0	0
		Intimidation	0	0	0
		Human Trafficking, Commercial Sex Acts	0	0	0
		Human Trafficking, Involuntary Servitude	0	0	0
Arrest Overview		Crimes Against Property			
Total Arrests	16	Arson	0	0	0
Adult Arrests	16	Bribery	0	0	0
Juvenile Arrests	0	Burglary/Breaking & Entering	0	0	0
Unknown Age	0	Counterfeiting/Forgery	0	0	0
Arrests per 100,000 population	N/A	Destruction/Damage/Vandalism of Property	0	0	0
		Embezzlement	0	0	0
		Extortion/Blackmail	0	0	0
		False Pretenses/Swindle/Confidence Game	5	1	0
		Credit Card/Automatic Teller Fraud	0	0	0
		Impersonation	1	0	0
		Welfare Fraud	0	0	0
		Wire Fraud	0	0	0
		Identity Theft	0	0	0
		Hacking/Computer Invasion	0	0	0
		Robbery	0	0	0
		Pocket-picking	0	0	0
		Purse-snatching	0	0	0
		Shoplifting	0	0	0
		Theft From Building	0	0	0
		Theft From Coin Operated Machine or Device	0	0	0
		Theft From Motor Vehicle	0	0	0
		Theft of Motor Vehicle Parts/Accessories	0	0	0
		All Other Larceny	0	0	0
		Motor Vehicle Theft	0	0	0
		Stolen Property Offenses	0	0	0
		Crimes Against Society			
		Drug/Narcotic Violations	22	13	0
		Drug Equipment Violations	0	0	0
		Betting/Wagering	0	0	0
		Operating/Promoting/Assisting Gambling	0	0	0
		Gambling Equipment Violations	0	0	0
		Sports Tampering	0	0	0
		Pornography/Obscene Material	1	0	0
		Prostitution	0	0	0
		Assisting or Promoting Prostitution	0	0	0
		Purchasing Prostitution	0	0	0
		Weapon Law Violations	4	0	0
		Animal Cruelty	0	0	0
		Total Group A Offenses	35	14	0
Group B Arrests					
Offense	Adult	Juvenile			
Bad Checks	0	0			
Curfew/Loitering/Vagrancy Violations	0	0			
Disorderly Conduct	0	0			
Driving Under the Influence	0	0			
Drunkenness	0	0			
Family Offenses (Nonviolent)	0	0			
Liquor Law Violations	0	0			
Peeping Tom	0	0			
Runaway	0	0			
Trespass of Real Property	0	0			
All Other Offenses	2	0			
Total Group B	2	0			

(*) Offenses are counted using the FBI Units of Count for Crime

(**) The 'Arrests' column shows arrests made for incidents during the selected period, regardless of arrest date. Arrest counts for the same period may change over time.

State Police - Craig CO - VA023SP00 - NIBRS Agency Crime Overview - 2019

2019 Population Estimate	N/A	Offenses (*)		Arrests (**)	
		Group A Offenses	Reported	Adult	Juvenile
Law Enforcement Employees		Crimes Against Persons			
Sworn Male	0	Murder and Nonnegligent Manslaughter	0	0	0
Sworn Female	0	Negligent Manslaughter	0	0	0
Civilian Male	0	Kidnapping/Abduction	0	0	0
Civilian Female	0	Forcible Rape	0	0	0
Total:	0	Forcible Sodomy	1	0	1
		Sexual Assault With An Object	0	0	0
		Forcible Fondling	0	0	0
Offense Overview		Incest	0	0	0
Incident Total	25	Statutory Rape	0	0	0
Offense Total	32	Aggravated Assault	0	0	0
Group A Crimes per 100,000 population	N/A	Simple Assault	0	0	0
		Intimidation	0	0	0
		Human Trafficking, Commercial Sex Acts	0	0	0
		Human Trafficking, Involuntary Servitude	0	0	0
Arrest Overview		Crimes Against Property			
Total Arrests	8	Arson	0	0	0
Adult Arrests	7	Bribery	0	0	0
Juvenile Arrests	1	Burglary/Breaking & Entering	1	0	0
Unknown Age	0	Counterfeiting/Forgery	0	0	0
Arrests per 100,000 population	N/A	Destruction/Damage/Vandalism of Property	2	0	0
		Embezzlement	0	0	0
		Extortion/Blackmail	0	0	0
		False Pretenses/Swindle/Confidence Game	1	0	0
		Credit Card/Automatic Teller Fraud	0	0	0
		Impersonation	0	0	0
		Welfare Fraud	0	0	0
		Wire Fraud	0	0	0
		Identity Theft	0	0	0
		Hacking/Computer Invasion	0	0	0
		Robbery	0	0	0
		Pocket-picking	0	0	0
		Purse-snatching	0	0	0
		Shoplifting	0	0	0
		Theft From Building	0	0	0
		Theft From Coin Operated Machine or Device	0	0	0
		Theft From Motor Vehicle	0	0	0
		Theft of Motor Vehicle Parts/Accessories	0	0	0
		All Other Larceny	4	0	0
		Motor Vehicle Theft	1	0	0
		Stolen Property Offenses	1	2	0
		Crimes Against Society			
		Drug/Narcotic Violations	18	1	0
		Drug Equipment Violations	1	0	0
		Betting/Wagering	0	0	0
		Operating/Promoting/Assisting Gambling	0	0	0
		Gambling Equipment Violations	0	0	0
		Sports Tampering	0	0	0
		Pornography/Obscene Material	0	0	0
		Prostitution	0	0	0
		Assisting or Promoting Prostitution	0	0	0
		Purchasing Prostitution	0	0	0
		Weapon Law Violations	2	0	0
		Animal Cruelty	0	0	0
		Total Group A Offenses	32	3	1

Group B Arrests	Adult	Juvenile
Bad Checks	0	0
Curfew/Loitering/Vagrancy Violations	0	0
Disorderly Conduct	0	0
Driving Under the Influence	4	0
Drunkenness	0	0
Family Offenses (Nonviolent)	0	0
Liquor Law Violations	0	0
Peeping Tom	0	0
Runaway	0	0
Trespass of Real Property	0	0
All Other Offenses	0	0
Total Group B	4	0

(*) Offenses are counted using the FBI Units of Count for Crime

(**) The 'Arrests' column shows arrests made for incidents during the selected period, regardless of arrest date. Arrest counts for the same period may change over time.

State Police - Culpeper CO - VA024SP00 - NIBRS Agency Crime Overview - 2019

2019 Population Estimate	N/A	Offenses (*)		Arrests (**)	
		Group A Offenses	Reported	Adult	Juvenile
Law Enforcement Employees		Crimes Against Persons			
Sworn Male	0	Murder and Nonnegligent Manslaughter	0	0	0
Sworn Female	0	Negligent Manslaughter	3	1	0
Civilian Male	0	Kidnapping/Abduction	0	0	0
Civilian Female	0	Forcible Rape	0	0	0
Total:	0	Forcible Sodomy	0	0	0
		Sexual Assault With An Object	0	0	0
		Forcible Fondling	0	0	0
Offense Overview		Incest	0	0	0
Incident Total	127	Statutory Rape	0	0	0
Offense Total	131	Aggravated Assault	0	0	0
Group A Crimes per 100,000 population	N/A	Simple Assault	1	0	0
		Intimidation	0	0	0
		Human Trafficking, Commercial Sex Acts	0	0	0
		Human Trafficking, Involuntary Servitude	0	0	0
Arrest Overview		Crimes Against Property			
Total Arrests	49	Arson	1	0	0
Adult Arrests	48	Bribery	0	0	0
Juvenile Arrests	1	Burglary/Breaking & Entering	0	0	0
Unknown Age	0	Counterfeiting/Forgery	2	0	0
Arrests per 100,000 population	N/A	Destruction/Damage/Vandalism of Property	1	1	0
		Embezzlement	1	1	0
		Extortion/Blackmail	1	1	0
		False Pretenses/Swindle/Confidence Game	9	1	0
		Credit Card/Automatic Teller Fraud	0	0	0
		Impersonation	0	0	0
		Welfare Fraud	0	0	0
		Wire Fraud	0	0	0
		Identity Theft	1	0	0
		Hacking/Computer Invasion	0	0	0
		Robbery	0	0	0
		Pocket-picking	0	0	0
		Purse-snatching	0	0	0
		Shoplifting	0	0	0
		Theft From Building	0	0	0
		Theft From Coin Operated Machine or Device	0	0	0
		Theft From Motor Vehicle	0	0	0
		Theft of Motor Vehicle Parts/Accessories	0	0	0
		All Other Larceny	1	0	0
		Motor Vehicle Theft	0	0	0
		Stolen Property Offenses	2	0	1
		Crimes Against Society			
		Drug/Narcotic Violations	108	24	0
		Drug Equipment Violations	0	0	0
		Betting/Wagering	0	0	0
		Operating/Promoting/Assisting Gambling	0	0	0
		Gambling Equipment Violations	0	0	0
		Sports Tampering	0	0	0
		Pornography/Obscene Material	0	0	0
		Prostitution	0	0	0
		Assisting or Promoting Prostitution	0	0	0
		Purchasing Prostitution	0	0	0
		Weapon Law Violations	0	0	0
		Animal Cruelty	0	0	0
		Total Group A Offenses	131	29	1
Group B Arrests					
Offense	Adult	Juvenile			
Bad Checks	0	0			
Curfew/Loitering/Vagrancy Violations	1	0			
Disorderly Conduct	0	0			
Driving Under the Influence	12	0			
Drunkenness	0	0			
Family Offenses (Nonviolent)	0	0			
Liquor Law Violations	0	0			
Peeping Tom	0	0			
Runaway	0	0			
Trespass of Real Property	0	0			
All Other Offenses	6	0			
Total Group B	19	0			

(*) Offenses are counted using the FBI Units of Count for Crime

(**) The 'Arrests' column shows arrests made for incidents during the selected period, regardless of arrest date. Arrest counts for the same period may change over time.

State Police - Cumberland CO - VA025SP00 - NIBRS Agency Crime Overview - 2019

2019 Population Estimate	N/A	Offenses (*)		Arrests (**)	
		Group A Offenses	Reported	Adult	Juvenile
Law Enforcement Employees		Crimes Against Persons			
Sworn Male	0	Murder and Nonnegligent Manslaughter	1	0	0
Sworn Female	0	Negligent Manslaughter	0	0	0
Civilian Male	0	Kidnapping/Abduction	0	0	0
Civilian Female	0	Forcible Rape	0	0	0
Total:	0	Forcible Sodomy	0	0	0
		Sexual Assault With An Object	0	0	0
		Forcible Fondling	0	0	0
Offense Overview		Incest	0	0	0
Incident Total	47	Statutory Rape	0	0	0
Offense Total	54	Aggravated Assault	0	0	0
Group A Crimes per 100,000 population	N/A	Simple Assault	2	0	0
		Intimidation	0	0	0
		Human Trafficking, Commercial Sex Acts	0	0	0
		Human Trafficking, Involuntary Servitude	0	0	0
Arrest Overview		Crimes Against Property			
Total Arrests	23	Arson	0	0	0
Adult Arrests	22	Bribery	0	0	0
Juvenile Arrests	1	Burglary/Breaking & Entering	0	0	0
Unknown Age	0	Counterfeiting/Forgery	2	1	0
Arrests per 100,000 population	N/A	Destruction/Damage/Vandalism of Property	0	0	0
		Embezzlement	1	0	0
		Extortion/Blackmail	0	0	0
		False Pretenses/Swindle/Confidence Game	2	0	0
		Credit Card/Automatic Teller Fraud	0	0	0
		Impersonation	1	0	0
		Welfare Fraud	0	0	0
		Wire Fraud	0	0	0
		Identity Theft	2	0	0
		Hacking/Computer Invasion	0	0	0
		Robbery	0	0	0
		Pocket-picking	0	0	0
		Purse-snatching	0	0	0
		Shoplifting	0	0	0
		Theft From Building	0	0	0
		Theft From Coin Operated Machine or Device	0	0	0
		Theft From Motor Vehicle	0	0	0
		Theft of Motor Vehicle Parts/Accessories	0	0	0
		All Other Larceny	0	0	0
		Motor Vehicle Theft	0	0	0
		Stolen Property Offenses	0	0	0
		Crimes Against Society			
		Drug/Narcotic Violations	35	10	1
		Drug Equipment Violations	0	0	0
		Betting/Wagering	0	0	0
		Operating/Promoting/Assisting Gambling	0	0	0
		Gambling Equipment Violations	0	0	0
		Sports Tampering	0	0	0
		Pornography/Obscene Material	0	0	0
		Prostitution	0	0	0
		Assisting or Promoting Prostitution	0	0	0
		Purchasing Prostitution	0	0	0
		Weapon Law Violations	8	1	0
		Animal Cruelty	0	0	0
		Total Group A Offenses	54	12	1
Group B Arrests					
Offense	Adult	Juvenile			
Bad Checks	0	0			
Curfew/Loitering/Vagrancy Violations	0	0			
Disorderly Conduct	0	0			
Driving Under the Influence	4	0			
Drunkenness	0	0			
Family Offenses (Nonviolent)	1	0			
Liquor Law Violations	1	0			
Peeping Tom	0	0			
Runaway	0	0			
Trespass of Real Property	0	0			
All Other Offenses	4	0			
Total Group B	10	0			

(*) Offenses are counted using the FBI Units of Count for Crime

(**) The 'Arrests' column shows arrests made for incidents during the selected period, regardless of arrest date. Arrest counts for the same period may change over time.

State Police - Danville - VA107SP00 - NIBRS Agency Crime Overview - 2019

2019 Population Estimate	N/A	Offenses (*)			Arrests (**)	
		Group A Offenses	Reported	Adult	Juvenile	
Law Enforcement Employees		Crimes Against Persons				
Sworn Male	0	Murder and Nonnegligent Manslaughter	0	0	0	0
Sworn Female	0	Negligent Manslaughter	0	0	0	0
Civilian Male	0	Kidnapping/Abduction	0	0	0	0
Civilian Female	0	Forcible Rape	0	0	0	0
Total:	0	Forcible Sodomy	0	0	0	0
		Sexual Assault With An Object	0	0	0	0
		Forcible Fondling	0	0	0	0
Offense Overview		Incest	0	0	0	0
Incident Total	79	Statutory Rape	0	0	0	0
Offense Total	84	Aggravated Assault	2	0	0	0
Group A Crimes per 100,000 population	N/A	Simple Assault	0	0	0	0
		Intimidation	0	0	0	0
		Human Trafficking, Commercial Sex Acts	0	0	0	0
		Human Trafficking, Involuntary Servitude	0	0	0	0
Arrest Overview		Crimes Against Property				
Total Arrests	20	Arson	0	0	0	0
Adult Arrests	20	Bribery	0	0	0	0
Juvenile Arrests	0	Burglary/Breaking & Entering	0	0	0	0
Unknown Age	0	Counterfeiting/Forgery	1	0	0	0
Arrests per 100,000 population	N/A	Destruction/Damage/Vandalism of Property	0	0	0	0
		Embezzlement	0	0	0	0
		Extortion/Blackmail	0	0	0	0
		False Pretenses/Swindle/Confidence Game	43	5	0	0
		Credit Card/Automatic Teller Fraud	0	0	0	0
		Impersonation	2	1	0	0
		Welfare Fraud	0	0	0	0
		Wire Fraud	0	0	0	0
		Identity Theft	0	0	0	0
		Hacking/Computer Invasion	0	0	0	0
		Robbery	0	0	0	0
		Pocket-picking	0	0	0	0
		Purse-snatching	0	0	0	0
		Shoplifting	0	0	0	0
		Theft From Building	0	0	0	0
		Theft From Coin Operated Machine or Device	0	0	0	0
		Theft From Motor Vehicle	0	0	0	0
		Theft of Motor Vehicle Parts/Accessories	0	0	0	0
		All Other Larceny	2	0	0	0
		Motor Vehicle Theft	0	0	0	0
		Stolen Property Offenses	0	0	0	0
		Crimes Against Society				
		Drug/Narcotic Violations	27	7	0	0
		Drug Equipment Violations	1	1	0	0
		Betting/Wagering	0	0	0	0
		Operating/Promoting/Assisting Gambling	0	0	0	0
		Gambling Equipment Violations	0	0	0	0
		Sports Tampering	0	0	0	0
		Pornography/Obscene Material	0	0	0	0
		Prostitution	0	0	0	0
		Assisting or Promoting Prostitution	0	0	0	0
		Purchasing Prostitution	0	0	0	0
		Weapon Law Violations	6	3	0	0
		Animal Cruelty	0	0	0	0
		Total Group A Offenses	84	17	0	0
Group B Arrests						
Offense	Adult	Juvenile				
Bad Checks	0	0				
Curfew/Loitering/Vagrancy Violations	0	0				
Disorderly Conduct	0	0				
Driving Under the Influence	1	0				
Drunkenness	0	0				
Family Offenses (Nonviolent)	0	0				
Liquor Law Violations	0	0				
Peeping Tom	0	0				
Runaway	0	0				
Trespass of Real Property	0	0				
All Other Offenses	2	0				
Total Group B	3	0				

(*) Offenses are counted using the FBI Units of Count for Crime

(**) The 'Arrests' column shows arrests made for incidents during the selected period, regardless of arrest date. Arrest counts for the same period may change over time.

State Police - Dickenson CO - VA026SP00 - NIBRS Agency Crime Overview - 2019

2019 Population Estimate	N/A	Offenses (*)			Arrests (**)	
		Group A Offenses	Reported	Adult	Juvenile	
Law Enforcement Employees		Crimes Against Persons				
Sworn Male	0	Murder and Nonnegligent Manslaughter	0	0	0	0
Sworn Female	0	Negligent Manslaughter	0	0	0	0
Civilian Male	0	Kidnapping/Abduction	1	1	0	0
Civilian Female	0	Forcible Rape	0	0	0	0
Total:	0	Forcible Sodomy	0	0	0	0
		Sexual Assault With An Object	1	0	0	0
		Forcible Fondling	0	0	0	0
Offense Overview		Incest	0	0	0	0
Incident Total	30	Statutory Rape	0	0	0	0
Offense Total	35	Aggravated Assault	3	0	0	0
Group A Crimes per 100,000 population	N/A	Simple Assault	3	2	0	0
		Intimidation	0	0	0	0
		Human Trafficking, Commercial Sex Acts	0	0	0	0
		Human Trafficking, Involuntary Servitude	0	0	0	0
Arrest Overview		Crimes Against Property				
Total Arrests	29	Arson	1	0	0	0
Adult Arrests	29	Bribery	0	0	0	0
Juvenile Arrests	0	Burglary/Breaking & Entering	0	0	0	0
Unknown Age	0	Counterfeiting/Forgery	0	0	0	0
Arrests per 100,000 population	N/A	Destruction/Damage/Vandalism of Property	1	0	0	0
		Embezzlement	0	0	0	0
		Extortion/Blackmail	0	0	0	0
		False Pretenses/Swindle/Confidence Game	1	0	0	0
		Credit Card/Automatic Teller Fraud	0	0	0	0
		Impersonation	0	0	0	0
		Welfare Fraud	0	0	0	0
		Wire Fraud	0	0	0	0
		Identity Theft	0	0	0	0
		Hacking/Computer Invasion	1	0	0	0
		Robbery	0	0	0	0
		Pocket-picking	0	0	0	0
		Purse-snatching	0	0	0	0
		Shoplifting	0	0	0	0
		Theft From Building	0	0	0	0
		Theft From Coin Operated Machine or Device	0	0	0	0
		Theft From Motor Vehicle	0	0	0	0
		Theft of Motor Vehicle Parts/Accessories	0	0	0	0
		All Other Larceny	3	0	0	0
		Motor Vehicle Theft	0	0	0	0
		Stolen Property Offenses	0	0	0	0
		Crimes Against Society				
		Drug/Narcotic Violations	14	9	0	0
		Drug Equipment Violations	6	3	0	0
		Betting/Wagering	0	0	0	0
		Operating/Promoting/Assisting Gambling	0	0	0	0
		Gambling Equipment Violations	0	0	0	0
		Sports Tampering	0	0	0	0
		Pornography/Obscene Material	0	0	0	0
		Prostitution	0	0	0	0
		Assisting or Promoting Prostitution	0	0	0	0
		Purchasing Prostitution	0	0	0	0
		Weapon Law Violations	0	0	0	0
		Animal Cruelty	0	0	0	0
		Total Group A Offenses	35	15	0	0
Group B Arrests						
Offense	Adult	Juvenile				
Bad Checks	0	0				
Curfew/Loitering/Vagrancy Violations	0	0				
Disorderly Conduct	0	0				
Driving Under the Influence	13	0				
Drunkenness	1	0				
Family Offenses (Nonviolent)	0	0				
Liquor Law Violations	0	0				
Peeping Tom	0	0				
Runaway	0	0				
Trespass of Real Property	0	0				
All Other Offenses	0	0				
Total Group B	14	0				

(*) Offenses are counted using the FBI Units of Count for Crime

(**) The 'Arrests' column shows arrests made for incidents during the selected period, regardless of arrest date. Arrest counts for the same period may change over time.

State Police - Dinwiddie CO - VA027SP00 - NIBRS Agency Crime Overview - 2019

2019 Population Estimate	N/A	Offenses (*)			Arrests (**)	
		Group A Offenses	Reported	Adult	Juvenile	
Law Enforcement Employees		Crimes Against Persons				
Sworn Male	0	Murder and Nonnegligent Manslaughter	0	0	0	0
Sworn Female	0	Negligent Manslaughter	0	0	0	0
Civilian Male	0	Kidnapping/Abduction	0	0	0	0
Civilian Female	0	Forcible Rape	3	0	0	0
Total:	0	Forcible Sodomy	2	0	0	0
		Sexual Assault With An Object	0	0	0	0
		Forcible Fondling	0	0	0	0
Offense Overview		Incest	0	0	0	0
Incident Total	30	Statutory Rape	0	0	0	0
Offense Total	31	Aggravated Assault	5	1	0	0
Group A Crimes per 100,000 population	N/A	Simple Assault	15	1	0	0
		Intimidation	0	0	0	0
		Human Trafficking, Commercial Sex Acts	0	0	0	0
		Human Trafficking, Involuntary Servitude	0	0	0	0
Arrest Overview		Crimes Against Property				
Total Arrests	23	Arson	0	0	0	0
Adult Arrests	23	Bribery	0	0	0	0
Juvenile Arrests	0	Burglary/Breaking & Entering	0	0	0	0
Unknown Age	0	Counterfeiting/Forgery	1	0	0	0
Arrests per 100,000 population	N/A	Destruction/Damage/Vandalism of Property	0	0	0	0
		Embezzlement	0	0	0	0
		Extortion/Blackmail	0	0	0	0
		False Pretenses/Swindle/Confidence Game	0	0	0	0
		Credit Card/Automatic Teller Fraud	0	0	0	0
		Impersonation	0	0	0	0
		Welfare Fraud	0	0	0	0
		Wire Fraud	0	0	0	0
		Identity Theft	0	0	0	0
		Hacking/Computer Invasion	0	0	0	0
		Robbery	0	0	0	0
		Pocket-picking	0	0	0	0
		Purse-snatching	0	0	0	0
		Shoplifting	0	0	0	0
		Theft From Building	0	0	0	0
		Theft From Coin Operated Machine or Device	0	0	0	0
		Theft From Motor Vehicle	0	0	0	0
		Theft of Motor Vehicle Parts/Accessories	0	0	0	0
		All Other Larceny	1	0	0	0
		Motor Vehicle Theft	0	0	0	0
		Stolen Property Offenses	1	0	0	0
		Crimes Against Society				
		Drug/Narcotic Violations	3	2	0	0
		Drug Equipment Violations	0	0	0	0
		Betting/Wagering	0	0	0	0
		Operating/Promoting/Assisting Gambling	0	0	0	0
		Gambling Equipment Violations	0	0	0	0
		Sports Tampering	0	0	0	0
		Pornography/Obscene Material	0	0	0	0
		Prostitution	0	0	0	0
		Assisting or Promoting Prostitution	0	0	0	0
		Purchasing Prostitution	0	0	0	0
		Weapon Law Violations	0	0	0	0
		Animal Cruelty	0	0	0	0
		Total Group A Offenses	31	4	0	0

Group B Arrests	Adult	Juvenile
Bad Checks	0	0
Curfew/Loitering/Vagrancy Violations	0	0
Disorderly Conduct	1	0
Driving Under the Influence	13	0
Drunkenness	1	0
Family Offenses (Nonviolent)	0	0
Liquor Law Violations	0	0
Peeping Tom	0	0
Runaway	0	0
Trespass of Real Property	0	0
All Other Offenses	4	0
Total Group B	19	0

(*) Offenses are counted using the FBI Units of Count for Crime

(**) The 'Arrests' column shows arrests made for incidents during the selected period, regardless of arrest date. Arrest counts for the same period may change over time.

State Police - Emporia - VA040S100 - NIBRS Agency Crime Overview - 2019

2019 Population Estimate	N/A	Offenses (*)		Arrests (**)	
		Group A Offenses	Reported	Adult	Juvenile
Law Enforcement Employees		Crimes Against Persons			
Sworn Male	0	Murder and Nonnegligent Manslaughter	0	0	0
Sworn Female	0	Negligent Manslaughter	0	0	0
Civilian Male	0	Kidnapping/Abduction	0	0	0
Civilian Female	0	Forcible Rape	0	0	0
Total:	0	Forcible Sodomy	0	0	0
		Sexual Assault With An Object	0	0	0
		Forcible Fondling	0	0	0
Offense Overview		Incest	0	0	0
Incident Total	45	Statutory Rape	0	0	0
Offense Total	45	Aggravated Assault	0	0	0
Group A Crimes per 100,000 population	N/A	Simple Assault	0	0	0
		Intimidation	0	0	0
		Human Trafficking, Commercial Sex Acts	0	0	0
		Human Trafficking, Involuntary Servitude	0	0	0
Arrest Overview		Crimes Against Property			
Total Arrests	16	Arson	0	0	0
Adult Arrests	16	Bribery	0	0	0
Juvenile Arrests	0	Burglary/Breaking & Entering	0	0	0
Unknown Age	0	Counterfeiting/Forgery	0	0	0
Arrests per 100,000 population	N/A	Destruction/Damage/Vandalism of Property	0	0	0
		Embezzlement	0	0	0
		Extortion/Blackmail	0	0	0
		False Pretenses/Swindle/Confidence Game	2	0	0
		Credit Card/Automatic Teller Fraud	0	0	0
		Impersonation	1	0	0
		Welfare Fraud	0	0	0
		Wire Fraud	0	0	0
		Identity Theft	0	0	0
		Hacking/Computer Invasion	0	0	0
		Robbery	0	0	0
		Pocket-picking	0	0	0
		Purse-snatching	0	0	0
		Shoplifting	0	0	0
		Theft From Building	0	0	0
		Theft From Coin Operated Machine or Device	0	0	0
		Theft From Motor Vehicle	0	0	0
		Theft of Motor Vehicle Parts/Accessories	0	0	0
		All Other Larceny	0	0	0
		Motor Vehicle Theft	0	0	0
		Stolen Property Offenses	1	0	0
		Crimes Against Society			
		Drug/Narcotic Violations	40	6	0
		Drug Equipment Violations	0	0	0
		Betting/Wagering	0	0	0
		Operating/Promoting/Assisting Gambling	0	0	0
		Gambling Equipment Violations	0	0	0
		Sports Tampering	0	0	0
		Pornography/Obscene Material	0	0	0
		Prostitution	0	0	0
		Assisting or Promoting Prostitution	0	0	0
		Purchasing Prostitution	0	0	0
		Weapon Law Violations	1	1	0
		Animal Cruelty	0	0	0
		Total Group A Offenses	45	7	0

(*) Offenses are counted using the FBI Units of Count for Crime

(**) The 'Arrests' column shows arrests made for incidents during the selected period, regardless of arrest date. Arrest counts for the same period may change over time.

State Police - Essex CO - VA028SP00 - NIBRS Agency Crime Overview - 2019

2019 Population Estimate	N/A	Offenses (*)		Arrests (**)	
		Group A Offenses	Reported	Adult	Juvenile
Law Enforcement Employees		Crimes Against Persons			
Sworn Male	0	Murder and Nonnegligent Manslaughter	0	0	0
Sworn Female	0	Negligent Manslaughter	0	0	0
Civilian Male	0	Kidnapping/Abduction	0	0	0
Civilian Female	0	Forcible Rape	0	0	0
Total:	0	Forcible Sodomy	0	0	0
		Sexual Assault With An Object	0	0	0
		Forcible Fondling	0	0	0
Offense Overview		Incest	0	0	0
Incident Total	24	Statutory Rape	0	0	0
Offense Total	27	Aggravated Assault	1	1	0
Group A Crimes per 100,000 population	N/A	Simple Assault	2	0	0
		Intimidation	0	0	0
		Human Trafficking, Commercial Sex Acts	0	0	0
		Human Trafficking, Involuntary Servitude	0	0	0
Arrest Overview		Crimes Against Property			
Total Arrests	25	Arson	0	0	0
Adult Arrests	25	Bribery	0	0	0
Juvenile Arrests	0	Burglary/Breaking & Entering	0	0	0
Unknown Age	0	Counterfeiting/Forgery	1	1	0
Arrests per 100,000 population	N/A	Destruction/Damage/Vandalism of Property	0	0	0
		Embezzlement	0	0	0
		Extortion/Blackmail	0	0	0
		False Pretenses/Swindle/Confidence Game	0	0	0
		Credit Card/Automatic Teller Fraud	0	0	0
		Impersonation	1	0	0
		Welfare Fraud	0	0	0
		Wire Fraud	0	0	0
		Identity Theft	0	0	0
		Hacking/Computer Invasion	0	0	0
		Robbery	0	0	0
		Pocket-picking	0	0	0
		Purse-snatching	0	0	0
		Shoplifting	0	0	0
		Theft From Building	0	0	0
		Theft From Coin Operated Machine or Device	0	0	0
		Theft From Motor Vehicle	0	0	0
		Theft of Motor Vehicle Parts/Accessories	0	0	0
		All Other Larceny	0	0	0
		Motor Vehicle Theft	0	0	0
		Stolen Property Offenses	0	0	0
		Crimes Against Society			
		Drug/Narcotic Violations	20	16	0
		Drug Equipment Violations	1	0	0
		Betting/Wagering	0	0	0
		Operating/Promoting/Assisting Gambling	0	0	0
		Gambling Equipment Violations	0	0	0
		Sports Tampering	0	0	0
		Pornography/Obscene Material	0	0	0
		Prostitution	0	0	0
		Assisting or Promoting Prostitution	0	0	0
		Purchasing Prostitution	0	0	0
		Weapon Law Violations	1	0	0
		Animal Cruelty	0	0	0
		Total Group A Offenses	27	18	0
Group B Arrests					
Offense	Adult	Juvenile			
Bad Checks	0	0			
Curfew/Loitering/Vagrancy Violations	0	0			
Disorderly Conduct	0	0			
Driving Under the Influence	5	0			
Drunkenness	0	0			
Family Offenses (Nonviolent)	0	0			
Liquor Law Violations	0	0			
Peeping Tom	0	0			
Runaway	0	0			
Trespass of Real Property	0	0			
All Other Offenses	2	0			
Total Group B	7	0			

(*) Offenses are counted using the FBI Units of Count for Crime

(**) The 'Arrests' column shows arrests made for incidents during the selected period, regardless of arrest date. Arrest counts for the same period may change over time.

State Police - Fairfax - VA1075S00 - NIBRS Agency Crime Overview - 2019

2019 Population Estimate	N/A	Offenses (*)		Arrests (**)	
		Group A Offenses	Reported	Adult	Juvenile
Law Enforcement Employees		Crimes Against Persons			
Sworn Male	0	Murder and Nonnegligent Manslaughter	0	0	0
Sworn Female	0	Negligent Manslaughter	0	0	0
Civilian Male	0	Kidnapping/Abduction	0	0	0
Civilian Female	0	Forcible Rape	0	0	0
Total:	0	Forcible Sodomy	0	0	0
		Sexual Assault With An Object	0	0	0
		Forcible Fondling	0	0	0
Offense Overview		Incest	0	0	0
Incident Total	1	Statutory Rape	0	0	0
Offense Total	1	Aggravated Assault	0	0	0
Group A Crimes per 100,000 population	N/A	Simple Assault	0	0	0
		Intimidation	0	0	0
		Human Trafficking, Commercial Sex Acts	0	0	0
		Human Trafficking, Involuntary Servitude	0	0	0
Arrest Overview		Crimes Against Property			
Total Arrests	3	Arson	0	0	0
Adult Arrests	3	Bribery	0	0	0
Juvenile Arrests	0	Burglary/Breaking & Entering	0	0	0
Unknown Age	0	Counterfeiting/Forgery	0	0	0
Arrests per 100,000 population	N/A	Destruction/Damage/Vandalism of Property	0	0	0
		Embezzlement	0	0	0
		Extortion/Blackmail	0	0	0
		False Pretenses/Swindle/Confidence Game	0	0	0
		Credit Card/Automatic Teller Fraud	0	0	0
		Impersonation	0	0	0
		Welfare Fraud	0	0	0
		Wire Fraud	0	0	0
		Identity Theft	0	0	0
		Hacking/Computer Invasion	0	0	0
		Robbery	0	0	0
		Pocket-picking	0	0	0
		Purse-snatching	0	0	0
		Shoplifting	0	0	0
		Theft From Building	0	0	0
		Theft From Coin Operated Machine or Device	0	0	0
		Theft From Motor Vehicle	0	0	0
		Theft of Motor Vehicle Parts/Accessories	0	0	0
		All Other Larceny	0	0	0
		Motor Vehicle Theft	0	0	0
		Stolen Property Offenses	0	0	0
		Crimes Against Society			
		Drug/Narcotic Violations	1	0	0
		Drug Equipment Violations	0	0	0
		Betting/Wagering	0	0	0
		Operating/Promoting/Assisting Gambling	0	0	0
		Gambling Equipment Violations	0	0	0
		Sports Tampering	0	0	0
		Pornography/Obscene Material	0	0	0
		Prostitution	0	0	0
		Assisting or Promoting Prostitution	0	0	0
		Purchasing Prostitution	0	0	0
		Weapon Law Violations	0	0	0
		Animal Cruelty	0	0	0
		Total Group A Offenses	1	0	0

Group B Arrests	Adult	Juvenile
Bad Checks	0	0
Curfew/Loitering/Vagrancy Violations	0	0
Disorderly Conduct	0	0
Driving Under the Influence	2	0
Drunkenness	0	0
Family Offenses (Nonviolent)	0	0
Liquor Law Violations	0	0
Peeping Tom	0	0
Runaway	0	0
Trespass of Real Property	0	0
All Other Offenses	1	0
Total Group B	3	0

(*) Offenses are counted using the FBI Units of Count for Crime

(**) The 'Arrests' column shows arrests made for incidents during the selected period, regardless of arrest date. Arrest counts for the same period may change over time.

State Police - Fairfax CO - VA029SP00 - NIBRS Agency Crime Overview - 2019

2019 Population Estimate	N/A	Offenses (*)		Arrests (**)	
		Group A Offenses	Reported	Adult	Juvenile
Law Enforcement Employees		Crimes Against Persons			
Sworn Male	0	Murder and Nonnegligent Manslaughter	0	0	0
Sworn Female	0	Negligent Manslaughter	0	0	0
Civilian Male	0	Kidnapping/Abduction	4	1	0
Civilian Female	0	Forcible Rape	1	1	0
Total:	0	Forcible Sodomy	0	0	0
		Sexual Assault With An Object	1	0	0
		Forcible Fondling	0	0	0
Offense Overview		Incest	0	0	0
Incident Total	395	Statutory Rape	0	0	0
Offense Total	456	Aggravated Assault	46	8	0
Group A Crimes per 100,000 population	N/A	Simple Assault	35	12	0
		Intimidation	1	0	0
		Human Trafficking, Commercial Sex Acts	0	0	0
		Human Trafficking, Involuntary Servitude	0	0	0
Arrest Overview		Crimes Against Property			
Total Arrests	538	Arson	0	0	0
Adult Arrests	528	Bribery	0	0	0
Juvenile Arrests	9	Burglary/Breaking & Entering	0	0	0
Unknown Age	1	Counterfeiting/Forgery	16	6	0
Arrests per 100,000 population	N/A	Destruction/Damage/Vandalism of Property	6	2	0
		Embezzlement	1	0	0
		Extortion/Blackmail	0	0	0
		False Pretenses/Swindle/Confidence Game	96	24	0
		Credit Card/Automatic Teller Fraud	1	0	0
		Impersonation	15	8	0
		Welfare Fraud	0	0	0
		Wire Fraud	0	0	0
		Identity Theft	3	0	0
		Hacking/Computer Invasion	0	0	0
		Robbery	1	0	0
		Pocket-picking	0	0	0
		Purse-snatching	0	0	0
		Shoplifting	0	0	0
		Theft From Building	0	0	0
		Theft From Coin Operated Machine or Device	0	0	0
		Theft From Motor Vehicle	0	0	0
		Theft of Motor Vehicle Parts/Accessories	0	0	0
		All Other Larceny	12	7	0
		Motor Vehicle Theft	13	7	0
		Stolen Property Offenses	9	3	1
		Crimes Against Society			
		Drug/Narcotic Violations	175	123	2
		Drug Equipment Violations	9	3	0
		Betting/Wagering	0	0	0
		Operating/Promoting/Assisting Gambling	0	0	0
		Gambling Equipment Violations	0	0	0
		Sports Tampering	0	0	0
		Pornography/Obscene Material	2	0	0
		Prostitution	0	0	0
		Assisting or Promoting Prostitution	0	0	0
		Purchasing Prostitution	0	0	0
		Weapon Law Violations	9	1	0
		Animal Cruelty	0	0	0
		Total Group A Offenses	456	206	3
Group B Arrests					
Offense	Adult	Juvenile			
Bad Checks	0	0			
Curfew/Loitering/Vagrancy Violations	0	0			
Disorderly Conduct	0	0			
Driving Under the Influence	226	0			
Drunkenness	14	0			
Family Offenses (Nonviolent)	0	0			
Liquor Law Violations	3	0			
Peeping Tom	0	0			
Runaway	0	0			
Trespass of Real Property	0	0			
All Other Offenses	79	6			
Total Group B	322	6			

(*) Offenses are counted using the FBI Units of Count for Crime

(**) The 'Arrests' column shows arrests made for incidents during the selected period, regardless of arrest date. Arrest counts for the same period may change over time.

State Police - Falls Church - VA108SP00 - NIBRS Agency Crime Overview - 2019

2019 Population Estimate	N/A	Offenses (*)		Arrests (**)	
		Group A Offenses	Reported	Adult	Juvenile
Law Enforcement Employees		Crimes Against Persons			
Sworn Male	0	Murder and Nonnegligent Manslaughter	0	0	0
Sworn Female	0	Negligent Manslaughter	0	0	0
Civilian Male	0	Kidnapping/Abduction	0	0	0
Civilian Female	0	Forcible Rape	0	0	0
Total:	0	Forcible Sodomy	0	0	0
		Sexual Assault With An Object	0	0	0
		Forcible Fondling	0	0	0
Offense Overview		Incest	0	0	0
Incident Total	1	Statutory Rape	0	0	0
Offense Total	1	Aggravated Assault	0	0	0
Group A Crimes per 100,000 population	N/A	Simple Assault	0	0	0
		Intimidation	0	0	0
		Human Trafficking, Commercial Sex Acts	0	0	0
		Human Trafficking, Involuntary Servitude	0	0	0
Arrest Overview		Crimes Against Property			
Total Arrests	0	Arson	0	0	0
Adult Arrests	0	Bribery	0	0	0
Juvenile Arrests	0	Burglary/Breaking & Entering	0	0	0
Unknown Age	0	Counterfeiting/Forgery	0	0	0
Arrests per 100,000 population	N/A	Destruction/Damage/Vandalism of Property	0	0	0
		Embezzlement	0	0	0
		Extortion/Blackmail	0	0	0
		False Pretenses/Swindle/Confidence Game	0	0	0
		Credit Card/Automatic Teller Fraud	0	0	0
		Impersonation	0	0	0
		Welfare Fraud	0	0	0
		Wire Fraud	0	0	0
		Identity Theft	0	0	0
		Hacking/Computer Invasion	0	0	0
		Robbery	0	0	0
		Pocket-picking	0	0	0
		Purse-snatching	0	0	0
		Shoplifting	0	0	0
		Theft From Building	0	0	0
		Theft From Coin Operated Machine or Device	0	0	0
		Theft From Motor Vehicle	0	0	0
		Theft of Motor Vehicle Parts/Accessories	0	0	0
		All Other Larceny	0	0	0
		Motor Vehicle Theft	0	0	0
		Stolen Property Offenses	0	0	0
		Crimes Against Society			
		Drug/Narcotic Violations	1	0	0
		Drug Equipment Violations	0	0	0
		Betting/Wagering	0	0	0
		Operating/Promoting/Assisting Gambling	0	0	0
		Gambling Equipment Violations	0	0	0
		Sports Tampering	0	0	0
		Pornography/Obscene Material	0	0	0
		Prostitution	0	0	0
		Assisting or Promoting Prostitution	0	0	0
		Purchasing Prostitution	0	0	0
		Weapon Law Violations	0	0	0
		Animal Cruelty	0	0	0
		Total Group A Offenses	1	0	0

(*) Offenses are counted using the FBI Units of Count for Crime

(**) The 'Arrests' column shows arrests made for incidents during the selected period, regardless of arrest date. Arrest counts for the same period may change over time.

State Police - Fauquier CO - VA030SP00 - NIBRS Agency Crime Overview - 2019

2019 Population Estimate	N/A	Offenses (*)		Arrests (**)	
		Group A Offenses	Reported	Adult	Juvenile
Law Enforcement Employees		Crimes Against Persons			
Sworn Male	0	Murder and Nonnegligent Manslaughter	0	0	0
Sworn Female	0	Negligent Manslaughter	0	0	0
Civilian Male	0	Kidnapping/Abduction	0	0	0
Civilian Female	0	Forcible Rape	0	0	0
Total:	0	Forcible Sodomy	0	0	0
		Sexual Assault With An Object	0	0	0
		Forcible Fondling	1	0	0
Offense Overview		Incest	0	0	0
Incident Total	87	Statutory Rape	0	0	0
Offense Total	101	Aggravated Assault	3	0	0
Group A Crimes per 100,000 population	N/A	Simple Assault	3	2	0
		Intimidation	1	1	0
		Human Trafficking, Commercial Sex Acts	0	0	0
		Human Trafficking, Involuntary Servitude	0	0	0
Arrest Overview		Crimes Against Property			
Total Arrests	47	Arson	0	0	0
Adult Arrests	46	Bribery	0	0	0
Juvenile Arrests	1	Burglary/Breaking & Entering	0	0	0
Unknown Age	0	Counterfeiting/Forgery	2	0	0
Arrests per 100,000 population	N/A	Destruction/Damage/Vandalism of Property	1	0	0
		Embezzlement	0	0	0
		Extortion/Blackmail	0	0	0
		False Pretenses/Swindle/Confidence Game	7	0	0
		Credit Card/Automatic Teller Fraud	0	0	0
		Impersonation	3	0	0
		Welfare Fraud	0	0	0
		Wire Fraud	0	0	0
		Identity Theft	1	0	0
		Hacking/Computer Invasion	0	0	0
		Robbery	0	0	0
		Pocket-picking	0	0	0
		Purse-snatching	0	0	0
		Shoplifting	0	0	0
		Theft From Building	0	0	0
		Theft From Coin Operated Machine or Device	0	0	0
		Theft From Motor Vehicle	0	0	0
		Theft of Motor Vehicle Parts/Accessories	0	0	0
		All Other Larceny	1	0	0
		Motor Vehicle Theft	2	1	0
		Stolen Property Offenses	0	0	0
		Crimes Against Society			
		Drug/Narcotic Violations	66	21	1
		Drug Equipment Violations	5	0	0
		Betting/Wagering	0	0	0
		Operating/Promoting/Assisting Gambling	0	0	0
		Gambling Equipment Violations	0	0	0
		Sports Tampering	0	0	0
		Pornography/Obscene Material	1	0	0
		Prostitution	0	0	0
		Assisting or Promoting Prostitution	0	0	0
		Purchasing Prostitution	0	0	0
		Weapon Law Violations	4	0	0
		Animal Cruelty	0	0	0
		Total Group A Offenses	101	25	1
Group B Arrests					
Offense	Adult	Juvenile			
Bad Checks	0	0			
Curfew/Loitering/Vagrancy Violations	0	0			
Disorderly Conduct	0	0			
Driving Under the Influence	20	0			
Drunkenness	0	0			
Family Offenses (Nonviolent)	0	0			
Liquor Law Violations	0	0			
Peeping Tom	0	0			
Runaway	0	0			
Trespass of Real Property	0	0			
All Other Offenses	1	0			
Total Group B	21	0			

(*) Offenses are counted using the FBI Units of Count for Crime

(**) The 'Arrests' column shows arrests made for incidents during the selected period, regardless of arrest date. Arrest counts for the same period may change over time.

State Police - Floyd CO - VA031SP00 - NIBRS Agency Crime Overview - 2019

2019 Population Estimate	N/A	Offenses (*)		Arrests (**)	
		Group A Offenses	Reported	Adult	Juvenile
Law Enforcement Employees		Crimes Against Persons			
Sworn Male	0	Murder and Nonnegligent Manslaughter	1	0	0
Sworn Female	0	Negligent Manslaughter	0	0	0
Civilian Male	0	Kidnapping/Abduction	0	0	0
Civilian Female	0	Forcible Rape	0	0	0
Total:	0	Forcible Sodomy	0	0	0
		Sexual Assault With An Object	0	0	0
		Forcible Fondling	0	0	0
Offense Overview		Incest	0	0	0
Incident Total	20	Statutory Rape	0	0	0
Offense Total	22	Aggravated Assault	2	1	0
Group A Crimes per 100,000 population	N/A	Simple Assault	1	1	0
		Intimidation	0	0	0
		Human Trafficking, Commercial Sex Acts	0	0	0
		Human Trafficking, Involuntary Servitude	0	0	0
Arrest Overview		Crimes Against Property			
Total Arrests	18	Arson	0	0	0
Adult Arrests	17	Bribery	0	0	0
Juvenile Arrests	1	Burglary/Breaking & Entering	1	0	0
Unknown Age	0	Counterfeiting/Forgery	0	0	0
Arrests per 100,000 population	N/A	Destruction/Damage/Vandalism of Property	0	0	0
		Embezzlement	0	0	0
		Extortion/Blackmail	0	0	0
		False Pretenses/Swindle/Confidence Game	2	0	0
		Credit Card/Automatic Teller Fraud	0	0	0
		Impersonation	0	0	0
		Welfare Fraud	0	0	0
		Wire Fraud	0	0	0
		Identity Theft	0	0	0
		Hacking/Computer Invasion	0	0	0
		Robbery	0	0	0
		Pocket-picking	0	0	0
		Purse-snatching	0	0	0
		Shoplifting	0	0	0
		Theft From Building	0	0	0
		Theft From Coin Operated Machine or Device	0	0	0
		Theft From Motor Vehicle	0	0	0
		Theft of Motor Vehicle Parts/Accessories	0	0	0
		All Other Larceny	3	0	0
		Motor Vehicle Theft	1	1	0
		Stolen Property Offenses	0	0	0
		Crimes Against Society			
		Drug/Narcotic Violations	8	6	0
		Drug Equipment Violations	0	0	0
		Betting/Wagering	0	0	0
		Operating/Promoting/Assisting Gambling	0	0	0
		Gambling Equipment Violations	0	0	0
		Sports Tampering	0	0	0
		Pornography/Obscene Material	1	0	0
		Prostitution	0	0	0
		Assisting or Promoting Prostitution	0	0	0
		Purchasing Prostitution	0	0	0
		Weapon Law Violations	2	0	0
		Animal Cruelty	0	0	0
		Total Group A Offenses	22	9	0

Group B Arrests	Adult	Juvenile
Bad Checks	0	0
Curfew/Loitering/Vagrancy Violations	0	0
Disorderly Conduct	0	0
Driving Under the Influence	6	0
Drunkenness	0	0
Family Offenses (Nonviolent)	0	0
Liquor Law Violations	0	0
Peeping Tom	0	0
Runaway	0	0
Trespass of Real Property	0	0
All Other Offenses	2	1
Total Group B	8	1

(*) Offenses are counted using the FBI Units of Count for Crime

(**) The 'Arrests' column shows arrests made for incidents during the selected period, regardless of arrest date. Arrest counts for the same period may change over time.

State Police - Fluvanna CO - VA032SP00 - NIBRS Agency Crime Overview - 2019

2019 Population Estimate	N/A	Offenses (*)		Arrests (**)		
		Reported	Adult	Juvenile		
Law Enforcement Employees		Group A Offenses				
		Crimes Against Persons				
Sworn Male	0	Murder and Nonnegligent Manslaughter	0	0	0	
Sworn Female	0	Negligent Manslaughter	0	0	0	
Civilian Male	0	Kidnapping/Abduction	0	0	0	
Civilian Female	0	Forcible Rape	0	0	0	
Total:	0	Forcible Sodomy	0	0	0	
		Sexual Assault With An Object	0	0	0	
		Forcible Fondling	1	0	0	
Offense Overview		Incest	0	0	0	
Incident Total	25	Statutory Rape	0	0	0	
Offense Total	35	Aggravated Assault	5	1	0	
Group A Crimes per 100,000 population	N/A	Simple Assault	0	0	0	
		Intimidation	1	0	0	
		Human Trafficking, Commercial Sex Acts	0	0	0	
		Human Trafficking, Involuntary Servitude	0	0	0	
Arrest Overview		Crimes Against Property				
Total Arrests	18	Arson	1	0	0	
Adult Arrests	16	Bribery	0	0	0	
Juvenile Arrests	1	Burglary/Breaking & Entering	0	0	0	
Unknown Age	1	Counterfeiting/Forgery	1	1	0	
Arrests per 100,000 population	N/A	Destruction/Damage/Vandalism of Property	0	0	0	
		Embezzlement	1	0	0	
		Extortion/Blackmail	0	0	0	
		False Pretenses/Swindle/Confidence Game	1	0	0	
		Credit Card/Automatic Teller Fraud	0	0	0	
		Impersonation	0	0	0	
		Welfare Fraud	0	0	0	
		Wire Fraud	0	0	0	
		Identity Theft	0	0	0	
		Hacking/Computer Invasion	0	0	0	
		Robbery	0	0	0	
		Pocket-picking	0	0	0	
		Purse-snatching	0	0	0	
		Shoplifting	0	0	0	
		Theft From Building	0	0	0	
		Theft From Coin Operated Machine or Device	0	0	0	
		Theft From Motor Vehicle	0	0	0	
		Theft of Motor Vehicle Parts/Accessories	0	0	0	
		All Other Larceny	2	1	0	
		Motor Vehicle Theft	1	0	1	
		Stolen Property Offenses	1	0	0	
		Crimes Against Society				
		Drug/Narcotic Violations	15	9	0	
		Drug Equipment Violations	0	0	0	
		Betting/Wagering	0	0	0	
		Operating/Promoting/Assisting Gambling	0	0	0	
		Gambling Equipment Violations	0	0	0	
		Sports Tampering	0	0	0	
		Pornography/Obscene Material	0	0	0	
		Prostitution	0	0	0	
		Assisting or Promoting Prostitution	0	0	0	
		Purchasing Prostitution	0	0	0	
		Weapon Law Violations	5	0	0	
		Animal Cruelty	0	0	0	
		Total Group A Offenses	35	12	1	
Group B Arrests						
Offense	Adult	Juvenile				
Bad Checks	0	0				
Curfew/Loitering/Vagrancy Violations	0	0				
Disorderly Conduct	0	0				
Driving Under the Influence	2	0				
Drunkenness	0	0				
Family Offenses (Nonviolent)	0	0				
Liquor Law Violations	0	0				
Peeping Tom	0	0				
Runaway	0	0				
Trespass of Real Property	0	0				
All Other Offenses	2	0				
Total Group B	4	0				

(*) Offenses are counted using the FBI Units of Count for Crime

(**) The 'Arrests' column shows arrests made for incidents during the selected period, regardless of arrest date. Arrest counts for the same period may change over time.

State Police - Franklin - VA1085S00 - NIBRS Agency Crime Overview - 2019

2019 Population Estimate	N/A	Offenses (*)		Arrests (**)	
		Group A Offenses	Reported	Adult	Juvenile
Law Enforcement Employees		Crimes Against Persons			
Sworn Male	0	Murder and Nonnegligent Manslaughter	0	0	0
Sworn Female	0	Negligent Manslaughter	0	0	0
Civilian Male	0	Kidnapping/Abduction	0	0	0
Civilian Female	0	Forcible Rape	0	0	0
Total:	0	Forcible Sodomy	0	0	0
		Sexual Assault With An Object	0	0	0
		Forcible Fondling	0	0	0
Offense Overview		Incest	0	0	0
Incident Total	6	Statutory Rape	0	0	0
Offense Total	6	Aggravated Assault	0	0	0
Group A Crimes per 100,000 population	N/A	Simple Assault	0	0	0
		Intimidation	0	0	0
		Human Trafficking, Commercial Sex Acts	0	0	0
		Human Trafficking, Involuntary Servitude	0	0	0
Arrest Overview		Crimes Against Property			
Total Arrests	4	Arson	0	0	0
Adult Arrests	4	Bribery	0	0	0
Juvenile Arrests	0	Burglary/Breaking & Entering	0	0	0
Unknown Age	0	Counterfeiting/Forgery	0	0	0
Arrests per 100,000 population	N/A	Destruction/Damage/Vandalism of Property	0	0	0
		Embezzlement	0	0	0
		Extortion/Blackmail	0	0	0
		False Pretenses/Swindle/Confidence Game	1	0	0
		Credit Card/Automatic Teller Fraud	0	0	0
		Impersonation	1	1	0
		Welfare Fraud	0	0	0
		Wire Fraud	0	0	0
		Identity Theft	0	0	0
		Hacking/Computer Invasion	0	0	0
		Robbery	0	0	0
		Pocket-picking	0	0	0
		Purse-snatching	0	0	0
		Shoplifting	0	0	0
		Theft From Building	0	0	0
		Theft From Coin Operated Machine or Device	0	0	0
		Theft From Motor Vehicle	0	0	0
		Theft of Motor Vehicle Parts/Accessories	0	0	0
		All Other Larceny	0	0	0
		Motor Vehicle Theft	0	0	0
		Stolen Property Offenses	0	0	0
		Crimes Against Society			
		Drug/Narcotic Violations	3	1	0
		Drug Equipment Violations	0	0	0
		Betting/Wagering	0	0	0
		Operating/Promoting/Assisting Gambling	0	0	0
		Gambling Equipment Violations	0	0	0
		Sports Tampering	0	0	0
		Pornography/Obscene Material	0	0	0
		Prostitution	0	0	0
		Assisting or Promoting Prostitution	0	0	0
		Purchasing Prostitution	0	0	0
		Weapon Law Violations	1	0	0
		Animal Cruelty	0	0	0
		Total Group A Offenses	6	2	0
Group B Arrests					
Offense	Adult	Juvenile			
Bad Checks	0	0			
Curfew/Loitering/Vagrancy Violations	0	0			
Disorderly Conduct	0	0			
Driving Under the Influence	0	0			
Drunkenness	0	0			
Family Offenses (Nonviolent)	0	0			
Liquor Law Violations	0	0			
Peeping Tom	0	0			
Runaway	0	0			
Trespass of Real Property	0	0			
All Other Offenses	2	0			
Total Group B	2	0			

(*) Offenses are counted using the FBI Units of Count for Crime

(**) The 'Arrests' column shows arrests made for incidents during the selected period, regardless of arrest date. Arrest counts for the same period may change over time.

State Police - Franklin CO - VA033SP00 - NIBRS Agency Crime Overview - 2019

2019 Population Estimate	N/A	Offenses (*)		Arrests (**)	
		Group A Offenses	Reported	Adult	Juvenile
Law Enforcement Employees		Crimes Against Persons			
Sworn Male	0	Murder and Nonnegligent Manslaughter	0	0	0
Sworn Female	0	Negligent Manslaughter	0	0	0
Civilian Male	0	Kidnapping/Abduction	1	0	0
Civilian Female	0	Forcible Rape	0	0	0
Total:	0	Forcible Sodomy	0	0	0
		Sexual Assault With An Object	0	0	0
		Forcible Fondling	0	0	0
Offense Overview		Incest	0	0	0
Incident Total	67	Statutory Rape	0	0	0
Offense Total	75	Aggravated Assault	1	0	0
Group A Crimes per 100,000 population	N/A	Simple Assault	1	0	0
		Intimidation	2	0	0
		Human Trafficking, Commercial Sex Acts	0	0	0
		Human Trafficking, Involuntary Servitude	0	0	0
Arrest Overview		Crimes Against Property			
Total Arrests	44	Arson	1	0	0
Adult Arrests	44	Bribery	0	0	0
Juvenile Arrests	0	Burglary/Breaking & Entering	0	0	0
Unknown Age	0	Counterfeiting/Forgery	1	0	0
Arrests per 100,000 population	N/A	Destruction/Damage/Vandalism of Property	1	0	0
		Embezzlement	0	0	0
		Extortion/Blackmail	0	0	0
		False Pretenses/Swindle/Confidence Game	24	3	0
		Credit Card/Automatic Teller Fraud	0	0	0
		Impersonation	0	0	0
		Welfare Fraud	0	0	0
		Wire Fraud	1	0	0
		Identity Theft	0	0	0
		Hacking/Computer Invasion	0	0	0
		Robbery	1	0	0
		Pocket-picking	0	0	0
		Purse-snatching	0	0	0
		Shoplifting	0	0	0
		Theft From Building	0	0	0
		Theft From Coin Operated Machine or Device	0	0	0
		Theft From Motor Vehicle	0	0	0
		Theft of Motor Vehicle Parts/Accessories	0	0	0
		All Other Larceny	4	1	0
		Motor Vehicle Theft	0	0	0
		Stolen Property Offenses	0	0	0
		Crimes Against Society			
		Drug/Narcotic Violations	30	15	0
		Drug Equipment Violations	3	0	0
		Betting/Wagering	0	0	0
		Operating/Promoting/Assisting Gambling	0	0	0
		Gambling Equipment Violations	0	0	0
		Sports Tampering	0	0	0
		Pornography/Obscene Material	2	0	0
		Prostitution	0	0	0
		Assisting or Promoting Prostitution	0	0	0
		Purchasing Prostitution	0	0	0
		Weapon Law Violations	2	0	0
		Animal Cruelty	0	0	0
		Total Group A Offenses	75	19	0
Group B Arrests					
Offense	Adult	Juvenile			
Bad Checks	0	0			
Curfew/Loitering/Vagrancy Violations	0	0			
Disorderly Conduct	0	0			
Driving Under the Influence	17	0			
Drunkenness	4	0			
Family Offenses (Nonviolent)	0	0			
Liquor Law Violations	0	0			
Peeping Tom	0	0			
Runaway	0	0			
Trespass of Real Property	0	0			
All Other Offenses	4	0			
Total Group B	25	0			

(*) Offenses are counted using the FBI Units of Count for Crime

(**) The 'Arrests' column shows arrests made for incidents during the selected period, regardless of arrest date. Arrest counts for the same period may change over time.

State Police - Frederick CO - VA034SP00 - NIBRS Agency Crime Overview - 2019

2019 Population Estimate	N/A	Offenses (*)		Arrests (**)	
		Group A Offenses	Reported	Adult	Juvenile
Law Enforcement Employees		Crimes Against Persons			
Sworn Male	0	Murder and Nonnegligent Manslaughter	0	0	0
Sworn Female	0	Negligent Manslaughter	0	0	0
Civilian Male	0	Kidnapping/Abduction	0	0	0
Civilian Female	0	Forcible Rape	0	0	0
Total:	0	Forcible Sodomy	1	0	0
		Sexual Assault With An Object	0	0	0
		Forcible Fondling	0	1	0
Offense Overview		Incest	0	0	0
Incident Total	235	Statutory Rape	0	0	0
Offense Total	268	Aggravated Assault	6	2	0
Group A Crimes per 100,000 population	N/A	Simple Assault	0	0	0
		Intimidation	0	0	0
		Human Trafficking, Commercial Sex Acts	0	0	0
		Human Trafficking, Involuntary Servitude	0	0	0
Arrest Overview		Crimes Against Property			
Total Arrests	200	Arson	0	0	0
Adult Arrests	199	Bribery	0	0	0
Juvenile Arrests	1	Burglary/Breaking & Entering	0	0	0
Unknown Age	0	Counterfeiting/Forgery	8	6	0
Arrests per 100,000 population	N/A	Destruction/Damage/Vandalism of Property	1	0	0
		Embezzlement	1	0	0
		Extortion/Blackmail	1	0	0
		False Pretenses/Swindle/Confidence Game	16	3	0
		Credit Card/Automatic Teller Fraud	0	0	0
		Impersonation	2	2	0
		Welfare Fraud	0	0	0
		Wire Fraud	0	0	0
		Identity Theft	1	0	0
		Hacking/Computer Invasion	0	0	0
		Robbery	0	0	0
		Pocket-picking	0	0	0
		Purse-snatching	0	0	0
		Shoplifting	0	0	0
		Theft From Building	0	0	0
		Theft From Coin Operated Machine or Device	0	0	0
		Theft From Motor Vehicle	0	0	0
		Theft of Motor Vehicle Parts/Accessories	0	0	0
		All Other Larceny	5	1	0
		Motor Vehicle Theft	3	1	0
		Stolen Property Offenses	1	1	0
		Crimes Against Society			
		Drug/Narcotic Violations	199	82	0
		Drug Equipment Violations	8	4	0
		Betting/Wagering	0	0	0
		Operating/Promoting/Assisting Gambling	0	0	0
		Gambling Equipment Violations	0	0	0
		Sports Tampering	0	0	0
		Pornography/Obscene Material	2	0	0
		Prostitution	0	0	0
		Assisting or Promoting Prostitution	0	0	0
		Purchasing Prostitution	0	0	0
		Weapon Law Violations	13	1	0
		Animal Cruelty	0	0	0
		Total Group A Offenses	268	104	0
Group B Arrests					
Offense	Adult	Juvenile			
Bad Checks	0	0			
Curfew/Loitering/Vagrancy Violations	0	0			
Disorderly Conduct	2	0			
Driving Under the Influence	60	0			
Drunkenness	4	0			
Family Offenses (Nonviolent)	0	0			
Liquor Law Violations	4	0			
Peeping Tom	0	0			
Runaway	0	0			
Trespass of Real Property	0	0			
All Other Offenses	25	1			
Total Group B	95	1			

(*) Offenses are counted using the FBI Units of Count for Crime

(**) The 'Arrests' column shows arrests made for incidents during the selected period, regardless of arrest date. Arrest counts for the same period may change over time.

State Police - Fredericksburg - VA109SP00 - NIBRS Agency Crime Overview - 2019

2019 Population Estimate	N/A	Offenses (*)		Arrests (**)	
		Group A Offenses	Reported	Adult	Juvenile
Law Enforcement Employees		Crimes Against Persons			
Sworn Male	0	Murder and Nonnegligent Manslaughter	0	0	0
Sworn Female	0	Negligent Manslaughter	0	0	0
Civilian Male	0	Kidnapping/Abduction	0	0	0
Civilian Female	0	Forcible Rape	1	0	0
Total:	0	Forcible Sodomy	0	0	0
		Sexual Assault With An Object	0	0	0
		Forcible Fondling	0	0	0
Offense Overview		Incest	0	0	0
Incident Total	63	Statutory Rape	0	0	0
Offense Total	67	Aggravated Assault	0	0	0
Group A Crimes per 100,000 population	N/A	Simple Assault	1	1	0
		Intimidation	0	0	0
		Human Trafficking, Commercial Sex Acts	0	0	0
		Human Trafficking, Involuntary Servitude	0	0	0
Arrest Overview		Crimes Against Property			
Total Arrests	39	Arson	0	0	0
Adult Arrests	39	Bribery	0	0	0
Juvenile Arrests	0	Burglary/Breaking & Entering	0	0	0
Unknown Age	0	Counterfeiting/Forgery	0	0	0
Arrests per 100,000 population	N/A	Destruction/Damage/Vandalism of Property	0	0	0
		Embezzlement	0	0	0
		Extortion/Blackmail	0	0	0
		False Pretenses/Swindle/Confidence Game	20	3	0
		Credit Card/Automatic Teller Fraud	0	0	0
		Impersonation	1	1	0
		Welfare Fraud	0	0	0
		Wire Fraud	0	0	0
		Identity Theft	0	0	0
		Hacking/Computer Invasion	0	0	0
		Robbery	0	0	0
		Pocket-picking	0	0	0
		Purse-snatching	0	0	0
		Shoplifting	0	0	0
		Theft From Building	0	0	0
		Theft From Coin Operated Machine or Device	0	0	0
		Theft From Motor Vehicle	0	0	0
		Theft of Motor Vehicle Parts/Accessories	0	0	0
		All Other Larceny	1	0	0
		Motor Vehicle Theft	0	0	0
		Stolen Property Offenses	0	0	0
		Crimes Against Society			
		Drug/Narcotic Violations	38	11	0
		Drug Equipment Violations	2	0	0
		Betting/Wagering	0	0	0
		Operating/Promoting/Assisting Gambling	0	0	0
		Gambling Equipment Violations	0	0	0
		Sports Tampering	0	0	0
		Pornography/Obscene Material	0	0	0
		Prostitution	0	0	0
		Assisting or Promoting Prostitution	0	0	0
		Purchasing Prostitution	0	0	0
		Weapon Law Violations	3	0	0
		Animal Cruelty	0	0	0
		Total Group A Offenses	67	16	0
Group B Arrests					
Offense	Adult	Juvenile			
Bad Checks	0	0			
Curfew/Loitering/Vagrancy Violations	0	0			
Disorderly Conduct	1	0			
Driving Under the Influence	17	0			
Drunkenness	3	0			
Family Offenses (Nonviolent)	0	0			
Liquor Law Violations	1	0			
Peeping Tom	0	0			
Runaway	0	0			
Trespass of Real Property	0	0			
All Other Offenses	1	0			
Total Group B	23	0			

(*) Offenses are counted using the FBI Units of Count for Crime

(**) The 'Arrests' column shows arrests made for incidents during the selected period, regardless of arrest date. Arrest counts for the same period may change over time.

State Police - Galax - VA110SP00 - NIBRS Agency Crime Overview - 2019

2019 Population Estimate	N/A	Offenses (*)		Arrests (**)	
		Group A Offenses	Reported	Adult	Juvenile
Law Enforcement Employees		Crimes Against Persons			
Sworn Male	0	Murder and Nonnegligent Manslaughter	0	0	0
Sworn Female	0	Negligent Manslaughter	0	0	0
Civilian Male	0	Kidnapping/Abduction	0	0	0
Civilian Female	0	Forcible Rape	0	0	0
Total:	0	Forcible Sodomy	0	0	0
		Sexual Assault With An Object	0	0	0
		Forcible Fondling	0	0	0
Offense Overview		Incest	0	0	0
Incident Total	18	Statutory Rape	0	0	0
Offense Total	19	Aggravated Assault	0	0	0
Group A Crimes per 100,000 population	N/A	Simple Assault	0	0	0
		Intimidation	0	0	0
		Human Trafficking, Commercial Sex Acts	0	0	0
		Human Trafficking, Involuntary Servitude	0	0	0
Arrest Overview		Crimes Against Property			
Total Arrests	9	Arson	0	0	0
Adult Arrests	9	Bribery	0	0	0
Juvenile Arrests	0	Burglary/Breaking & Entering	0	0	0
Unknown Age	0	Counterfeiting/Forgery	0	0	0
Arrests per 100,000 population	N/A	Destruction/Damage/Vandalism of Property	0	0	0
		Embezzlement	0	0	0
		Extortion/Blackmail	0	0	0
		False Pretenses/Swindle/Confidence Game	11	5	0
		Credit Card/Automatic Teller Fraud	0	0	0
		Impersonation	0	0	0
		Welfare Fraud	0	0	0
		Wire Fraud	0	0	0
		Identity Theft	0	0	0
		Hacking/Computer Invasion	0	0	0
		Robbery	0	0	0
		Pocket-picking	0	0	0
		Purse-snatching	0	0	0
		Shoplifting	0	0	0
		Theft From Building	0	0	0
		Theft From Coin Operated Machine or Device	0	0	0
		Theft From Motor Vehicle	0	0	0
		Theft of Motor Vehicle Parts/Accessories	0	0	0
		All Other Larceny	0	0	0
		Motor Vehicle Theft	0	0	0
		Stolen Property Offenses	0	0	0
		Crimes Against Society			
		Drug/Narcotic Violations	7	2	0
		Drug Equipment Violations	0	0	0
		Betting/Wagering	0	0	0
		Operating/Promoting/Assisting Gambling	0	0	0
		Gambling Equipment Violations	0	0	0
		Sports Tampering	0	0	0
		Pornography/Obscene Material	0	0	0
		Prostitution	0	0	0
		Assisting or Promoting Prostitution	0	0	0
		Purchasing Prostitution	0	0	0
		Weapon Law Violations	1	0	0
		Animal Cruelty	0	0	0
		Total Group A Offenses	19	7	0

Group B Arrests	Adult	Juvenile
Bad Checks	0	0
Curfew/Loitering/Vagrancy Violations	0	0
Disorderly Conduct	0	0
Driving Under the Influence	0	0
Drunkenness	1	0
Family Offenses (Nonviolent)	0	0
Liquor Law Violations	1	0
Peeping Tom	0	0
Runaway	0	0
Trespass of Real Property	0	0
All Other Offenses	0	0
Total Group B	2	0

(*) Offenses are counted using the FBI Units of Count for Crime

(**) The 'Arrests' column shows arrests made for incidents during the selected period, regardless of arrest date. Arrest counts for the same period may change over time.

State Police - Giles CO - VA035SP00 - NIBRS Agency Crime Overview - 2019

2019 Population Estimate	N/A	Offenses (*)		Arrests (**)	
		Group A Offenses	Reported	Adult	Juvenile
Law Enforcement Employees		Crimes Against Persons			
Sworn Male	0	Murder and Nonnegligent Manslaughter	0	0	0
Sworn Female	0	Negligent Manslaughter	0	0	0
Civilian Male	0	Kidnapping/Abduction	0	0	0
Civilian Female	0	Forcible Rape	0	0	0
Total:	0	Forcible Sodomy	0	0	0
		Sexual Assault With An Object	0	0	0
		Forcible Fondling	0	0	0
Offense Overview		Incest	0	0	0
Incident Total	19	Statutory Rape	0	0	0
Offense Total	22	Aggravated Assault	2	0	0
Group A Crimes per 100,000 population	N/A	Simple Assault	1	0	0
		Intimidation	0	0	0
		Human Trafficking, Commercial Sex Acts	0	0	0
		Human Trafficking, Involuntary Servitude	0	0	0
Arrest Overview		Crimes Against Property			
Total Arrests	23	Arson	1	0	0
Adult Arrests	23	Bribery	0	0	0
Juvenile Arrests	0	Burglary/Breaking & Entering	0	0	0
Unknown Age	0	Counterfeiting/Forgery	0	0	0
Arrests per 100,000 population	N/A	Destruction/Damage/Vandalism of Property	2	0	0
		Embezzlement	1	0	0
		Extortion/Blackmail	0	0	0
		False Pretenses/Swindle/Confidence Game	1	0	0
		Credit Card/Automatic Teller Fraud	0	0	0
		Impersonation	0	0	0
		Welfare Fraud	0	0	0
		Wire Fraud	0	0	0
		Identity Theft	0	0	0
		Hacking/Computer Invasion	0	0	0
		Robbery	0	0	0
		Pocket-picking	0	0	0
		Purse-snatching	0	0	0
		Shoplifting	0	0	0
		Theft From Building	0	0	0
		Theft From Coin Operated Machine or Device	0	0	0
		Theft From Motor Vehicle	0	0	0
		Theft of Motor Vehicle Parts/Accessories	0	0	0
		All Other Larceny	0	0	0
		Motor Vehicle Theft	0	0	0
		Stolen Property Offenses	1	0	0
		Crimes Against Society			
		Drug/Narcotic Violations	9	3	0
		Drug Equipment Violations	1	0	0
		Betting/Wagering	0	0	0
		Operating/Promoting/Assisting Gambling	0	0	0
		Gambling Equipment Violations	0	0	0
		Sports Tampering	0	0	0
		Pornography/Obscene Material	0	0	0
		Prostitution	0	0	0
		Assisting or Promoting Prostitution	0	0	0
		Purchasing Prostitution	0	0	0
		Weapon Law Violations	3	2	0
		Animal Cruelty	0	0	0
		Total Group A Offenses	22	5	0
Group B Arrests					
Offense	Adult	Juvenile			
Bad Checks	0	0			
Curfew/Loitering/Vagrancy Violations	0	0			
Disorderly Conduct	0	0			
Driving Under the Influence	10	0			
Drunkenness	3	0			
Family Offenses (Nonviolent)	0	0			
Liquor Law Violations	1	0			
Peeping Tom	0	0			
Runaway	0	0			
Trespass of Real Property	0	0			
All Other Offenses	4	0			
Total Group B	18	0			

(*) Offenses are counted using the FBI Units of Count for Crime

(**) The 'Arrests' column shows arrests made for incidents during the selected period, regardless of arrest date. Arrest counts for the same period may change over time.

State Police - Gloucester CO - VA036SP00 - NIBRS Agency Crime Overview - 2019

2019 Population Estimate	N/A	Offenses (*)		Arrests (**)	
		Group A Offenses	Reported	Adult	Juvenile
Law Enforcement Employees		Crimes Against Persons			
Sworn Male	0	Murder and Nonnegligent Manslaughter	0	0	0
Sworn Female	0	Negligent Manslaughter	0	0	0
Civilian Male	0	Kidnapping/Abduction	0	0	0
Civilian Female	0	Forcible Rape	1	0	0
Total:	0	Forcible Sodomy	0	0	0
		Sexual Assault With An Object	0	0	0
		Forcible Fondling	0	0	0
Offense Overview		Incest	0	0	0
Incident Total	95	Statutory Rape	0	0	0
Offense Total	105	Aggravated Assault	6	3	0
Group A Crimes per 100,000 population	N/A	Simple Assault	3	1	0
		Intimidation	0	0	0
		Human Trafficking, Commercial Sex Acts	0	0	0
		Human Trafficking, Involuntary Servitude	0	0	0
Arrest Overview		Crimes Against Property			
Total Arrests	117	Arson	1	0	0
Adult Arrests	116	Bribery	0	0	0
Juvenile Arrests	1	Burglary/Breaking & Entering	1	1	0
Unknown Age	0	Counterfeiting/Forgery	1	0	0
Arrests per 100,000 population	N/A	Destruction/Damage/Vandalism of Property	1	0	0
		Embezzlement	0	0	0
		Extortion/Blackmail	0	0	0
		False Pretenses/Swindle/Confidence Game	12	2	0
		Credit Card/Automatic Teller Fraud	0	0	0
		Impersonation	4	4	0
		Welfare Fraud	0	0	0
		Wire Fraud	0	0	0
		Identity Theft	1	0	0
		Hacking/Computer Invasion	0	0	0
		Robbery	0	0	0
		Pocket-picking	0	0	0
		Purse-snatching	0	0	0
		Shoplifting	0	0	0
		Theft From Building	0	0	0
		Theft From Coin Operated Machine or Device	0	0	0
		Theft From Motor Vehicle	0	0	0
		Theft of Motor Vehicle Parts/Accessories	0	0	0
		All Other Larceny	3	1	0
		Motor Vehicle Theft	2	0	0
		Stolen Property Offenses	0	0	0
		Crimes Against Society			
		Drug/Narcotic Violations	63	59	1
		Drug Equipment Violations	0	0	0
		Betting/Wagering	0	0	0
		Operating/Promoting/Assisting Gambling	0	0	0
		Gambling Equipment Violations	0	0	0
		Sports Tampering	0	0	0
		Pornography/Obscene Material	0	0	0
		Prostitution	0	0	0
		Assisting or Promoting Prostitution	0	0	0
		Purchasing Prostitution	0	0	0
		Weapon Law Violations	6	4	0
		Animal Cruelty	0	0	0
		Total Group A Offenses	105	75	1
Group B Arrests					
Offense	Adult	Juvenile			
Bad Checks	0	0			
Curfew/Loitering/Vagrancy Violations	0	0			
Disorderly Conduct	0	0			
Driving Under the Influence	33	0			
Drunkenness	0	0			
Family Offenses (Nonviolent)	0	0			
Liquor Law Violations	0	0			
Peeping Tom	0	0			
Runaway	0	0			
Trespass of Real Property	0	0			
All Other Offenses	8	0			
Total Group B	41	0			

(*) Offenses are counted using the FBI Units of Count for Crime

(**) The 'Arrests' column shows arrests made for incidents during the selected period, regardless of arrest date. Arrest counts for the same period may change over time.

State Police - Goochland CO - VA037SP00 - NIBRS Agency Crime Overview - 2019

2019 Population Estimate	N/A	Offenses (*)		Arrests (**)	
		Group A Offenses	Reported	Adult	Juvenile
Law Enforcement Employees		Crimes Against Persons			
Sworn Male	0	Murder and Nonnegligent Manslaughter	0	0	0
Sworn Female	0	Negligent Manslaughter	0	0	0
Civilian Male	0	Kidnapping/Abduction	0	0	0
Civilian Female	0	Forcible Rape	0	0	0
Total:	0	Forcible Sodomy	0	0	0
		Sexual Assault With An Object	0	0	0
		Forcible Fondling	0	0	0
Offense Overview		Incest	0	0	0
Incident Total	12	Statutory Rape	0	0	0
Offense Total	13	Aggravated Assault	1	0	0
Group A Crimes per 100,000 population	N/A	Simple Assault	2	2	0
		Intimidation	0	0	0
		Human Trafficking, Commercial Sex Acts	0	0	0
		Human Trafficking, Involuntary Servitude	0	0	0
Arrest Overview		Crimes Against Property			
Total Arrests	21	Arson	0	0	0
Adult Arrests	20	Bribery	0	0	0
Juvenile Arrests	1	Burglary/Breaking & Entering	0	0	0
Unknown Age	0	Counterfeiting/Forgery	0	0	0
Arrests per 100,000 population	N/A	Destruction/Damage/Vandalism of Property	0	0	0
		Embezzlement	0	0	0
		Extortion/Blackmail	0	0	0
		False Pretenses/Swindle/Confidence Game	0	0	0
		Credit Card/Automatic Teller Fraud	0	0	0
		Impersonation	2	0	0
		Welfare Fraud	0	0	0
		Wire Fraud	0	0	0
		Identity Theft	1	0	0
		Hacking/Computer Invasion	0	0	0
		Robbery	0	0	0
		Pocket-picking	0	0	0
		Purse-snatching	0	0	0
		Shoplifting	0	0	0
		Theft From Building	0	0	0
		Theft From Coin Operated Machine or Device	0	0	0
		Theft From Motor Vehicle	0	0	0
		Theft of Motor Vehicle Parts/Accessories	0	0	0
		All Other Larceny	0	0	0
		Motor Vehicle Theft	0	0	0
		Stolen Property Offenses	0	0	0
		Crimes Against Society			
		Drug/Narcotic Violations	7	6	1
		Drug Equipment Violations	0	0	0
		Betting/Wagering	0	0	0
		Operating/Promoting/Assisting Gambling	0	0	0
		Gambling Equipment Violations	0	0	0
		Sports Tampering	0	0	0
		Pornography/Obscene Material	0	0	0
		Prostitution	0	0	0
		Assisting or Promoting Prostitution	0	0	0
		Purchasing Prostitution	0	0	0
		Weapon Law Violations	0	0	0
		Animal Cruelty	0	0	0
		Total Group A Offenses	13	8	1
Group B Arrests					
Offense	Adult	Juvenile			
Bad Checks	0	0			
Curfew/Loitering/Vagrancy Violations	0	0			
Disorderly Conduct	0	0			
Driving Under the Influence	9	0			
Drunkenness	0	0			
Family Offenses (Nonviolent)	0	0			
Liquor Law Violations	0	0			
Peeping Tom	0	0			
Runaway	0	0			
Trespass of Real Property	0	0			
All Other Offenses	3	0			
Total Group B	12	0			

(*) Offenses are counted using the FBI Units of Count for Crime

(**) The 'Arrests' column shows arrests made for incidents during the selected period, regardless of arrest date. Arrest counts for the same period may change over time.

State Police - Grayson CO - VA038SP00 - NIBRS Agency Crime Overview - 2019

2019 Population Estimate	N/A	Offenses (*)			Arrests (**)	
		Group A Offenses	Reported	Adult	Juvenile	
Law Enforcement Employees		Crimes Against Persons				
Sworn Male	0	Murder and Nonnegligent Manslaughter	0	0	0	0
Sworn Female	0	Negligent Manslaughter	0	0	0	0
Civilian Male	0	Kidnapping/Abduction	0	0	0	0
Civilian Female	0	Forcible Rape	0	0	0	0
Total:	0	Forcible Sodomy	0	0	0	0
		Sexual Assault With An Object	0	0	0	0
		Forcible Fondling	0	0	0	0
Offense Overview		Incest	0	0	0	0
Incident Total	16	Statutory Rape	0	0	0	0
Offense Total	16	Aggravated Assault	0	0	0	0
Group A Crimes per 100,000 population	N/A	Simple Assault	0	0	0	0
		Intimidation	0	0	0	0
		Human Trafficking, Commercial Sex Acts	0	0	0	0
		Human Trafficking, Involuntary Servitude	0	0	0	0
Arrest Overview		Crimes Against Property				
Total Arrests	21	Arson	1	0	0	0
Adult Arrests	21	Bribery	0	0	0	0
Juvenile Arrests	0	Burglary/Breaking & Entering	0	0	0	0
Unknown Age	0	Counterfeiting/Forgery	0	0	0	0
Arrests per 100,000 population	N/A	Destruction/Damage/Vandalism of Property	0	0	0	0
		Embezzlement	0	0	0	0
		Extortion/Blackmail	0	0	0	0
		False Pretenses/Swindle/Confidence Game	0	0	0	0
		Credit Card/Automatic Teller Fraud	0	0	0	0
		Impersonation	0	0	0	0
		Welfare Fraud	0	0	0	0
		Wire Fraud	0	0	0	0
		Identity Theft	0	0	0	0
		Hacking/Computer Invasion	0	0	0	0
		Robbery	0	0	0	0
		Pocket-picking	0	0	0	0
		Purse-snatching	0	0	0	0
		Shoplifting	0	0	0	0
		Theft From Building	0	0	0	0
		Theft From Coin Operated Machine or Device	0	0	0	0
		Theft From Motor Vehicle	0	0	0	0
		Theft of Motor Vehicle Parts/Accessories	0	0	0	0
		All Other Larceny	0	0	0	0
		Motor Vehicle Theft	0	0	0	0
		Stolen Property Offenses	0	0	0	0
		Crimes Against Society				
		Drug/Narcotic Violations	14	13	0	0
		Drug Equipment Violations	1	1	0	0
		Betting/Wagering	0	0	0	0
		Operating/Promoting/Assisting Gambling	0	0	0	0
		Gambling Equipment Violations	0	0	0	0
		Sports Tampering	0	0	0	0
		Pornography/Obscene Material	0	0	0	0
		Prostitution	0	0	0	0
		Assisting or Promoting Prostitution	0	0	0	0
		Purchasing Prostitution	0	0	0	0
		Weapon Law Violations	0	0	0	0
		Animal Cruelty	0	0	0	0
		Total Group A Offenses	16	14	0	0
Group B Arrests						
Offense	Adult	Juvenile				
Bad Checks	0	0				
Curfew/Loitering/Vagrancy Violations	1	0				
Disorderly Conduct	0	0				
Driving Under the Influence	4	0				
Drunkenness	0	0				
Family Offenses (Nonviolent)	0	0				
Liquor Law Violations	0	0				
Peeping Tom	0	0				
Runaway	0	0				
Trespass of Real Property	0	0				
All Other Offenses	2	0				
Total Group B	7	0				

(*) Offenses are counted using the FBI Units of Count for Crime

(**) The 'Arrests' column shows arrests made for incidents during the selected period, regardless of arrest date. Arrest counts for the same period may change over time.

State Police - Greene CO - VA039SP00 - NIBRS Agency Crime Overview - 2019

2019 Population Estimate	N/A	Offenses (*)		Arrests (**)	
		Group A Offenses	Reported	Adult	Juvenile
Law Enforcement Employees		Crimes Against Persons			
Sworn Male	0	Murder and Nonnegligent Manslaughter	0	0	0
Sworn Female	0	Negligent Manslaughter	0	0	0
Civilian Male	0	Kidnapping/Abduction	0	0	0
Civilian Female	0	Forcible Rape	0	0	0
Total:	0	Forcible Sodomy	0	0	0
		Sexual Assault With An Object	0	0	0
		Forcible Fondling	0	0	0
Offense Overview		Incest	0	0	0
Incident Total	13	Statutory Rape	0	0	0
Offense Total	13	Aggravated Assault	0	0	0
Group A Crimes per 100,000 population	N/A	Simple Assault	0	0	0
		Intimidation	1	0	0
		Human Trafficking, Commercial Sex Acts	0	0	0
		Human Trafficking, Involuntary Servitude	0	0	0
Arrest Overview		Crimes Against Property			
Total Arrests	13	Arson	0	0	0
Adult Arrests	13	Bribery	0	0	0
Juvenile Arrests	0	Burglary/Breaking & Entering	0	0	0
Unknown Age	0	Counterfeiting/Forgery	1	0	0
Arrests per 100,000 population	N/A	Destruction/Damage/Vandalism of Property	0	0	0
		Embezzlement	1	0	0
		Extortion/Blackmail	0	0	0
		False Pretenses/Swindle/Confidence Game	0	0	0
		Credit Card/Automatic Teller Fraud	0	0	0
		Impersonation	0	0	0
		Welfare Fraud	0	0	0
		Wire Fraud	0	0	0
		Identity Theft	0	0	0
		Hacking/Computer Invasion	0	0	0
		Robbery	0	0	0
		Pocket-picking	0	0	0
		Purse-snatching	0	0	0
		Shoplifting	0	0	0
		Theft From Building	0	0	0
		Theft From Coin Operated Machine or Device	0	0	0
		Theft From Motor Vehicle	0	0	0
		Theft of Motor Vehicle Parts/Accessories	0	0	0
		All Other Larceny	1	0	0
		Motor Vehicle Theft	1	0	0
		Stolen Property Offenses	0	0	0
		Crimes Against Society			
		Drug/Narcotic Violations	7	2	0
		Drug Equipment Violations	0	0	0
		Betting/Wagering	0	0	0
		Operating/Promoting/Assisting Gambling	0	0	0
		Gambling Equipment Violations	0	0	0
		Sports Tampering	0	0	0
		Pornography/Obscene Material	0	0	0
		Prostitution	0	0	0
		Assisting or Promoting Prostitution	0	0	0
		Purchasing Prostitution	0	0	0
		Weapon Law Violations	1	0	0
		Animal Cruelty	0	0	0
		Total Group A Offenses	13	2	0

Group B Arrests	Adult	Juvenile
Bad Checks	0	0
Curfew/Loitering/Vagrancy Violations	0	0
Disorderly Conduct	0	0
Driving Under the Influence	8	0
Drunkenness	0	0
Family Offenses (Nonviolent)	0	0
Liquor Law Violations	0	0
Peeping Tom	0	0
Runaway	0	0
Trespass of Real Property	1	0
All Other Offenses	2	0
Total Group B	11	0

(*) Offenses are counted using the FBI Units of Count for Crime

(**) The 'Arrests' column shows arrests made for incidents during the selected period, regardless of arrest date. Arrest counts for the same period may change over time.

State Police - Greenville CO - VA040SP00 - NIBRS Agency Crime Overview - 2019

2019 Population Estimate	N/A	Offenses (*)		Arrests (**)	
		Group A Offenses	Reported	Adult	Juvenile
Law Enforcement Employees		Crimes Against Persons			
Sworn Male	0	Murder and Nonnegligent Manslaughter	0	0	0
Sworn Female	0	Negligent Manslaughter	1	1	0
Civilian Male	0	Kidnapping/Abduction	0	0	0
Civilian Female	0	Forcible Rape	0	0	0
Total:	0	Forcible Sodomy	0	0	0
		Sexual Assault With An Object	0	0	0
		Forcible Fondling	0	0	0
Offense Overview		Incest	0	0	0
Incident Total	86	Statutory Rape	0	0	0
Offense Total	97	Aggravated Assault	6	3	0
Group A Crimes per 100,000 population	N/A	Simple Assault	1	1	0
		Intimidation	0	0	0
		Human Trafficking, Commercial Sex Acts	0	0	0
		Human Trafficking, Involuntary Servitude	0	0	0
Arrest Overview		Crimes Against Property			
Total Arrests	92	Arson	0	0	0
Adult Arrests	92	Bribery	0	0	0
Juvenile Arrests	0	Burglary/Breaking & Entering	0	0	0
Unknown Age	0	Counterfeiting/Forgery	2	2	0
Arrests per 100,000 population	N/A	Destruction/Damage/Vandalism of Property	0	0	0
		Embezzlement	0	0	0
		Extortion/Blackmail	0	0	0
		False Pretenses/Swindle/Confidence Game	8	3	0
		Credit Card/Automatic Teller Fraud	0	0	0
		Impersonation	0	0	0
		Welfare Fraud	0	0	0
		Wire Fraud	0	0	0
		Identity Theft	0	0	0
		Hacking/Computer Invasion	0	0	0
		Robbery	0	0	0
		Pocket-picking	0	0	0
		Purse-snatching	0	0	0
		Shoplifting	0	0	0
		Theft From Building	0	0	0
		Theft From Coin Operated Machine or Device	0	0	0
		Theft From Motor Vehicle	0	0	0
		Theft of Motor Vehicle Parts/Accessories	0	0	0
		All Other Larceny	0	0	0
		Motor Vehicle Theft	0	0	0
		Stolen Property Offenses	2	1	0
		Crimes Against Society			
		Drug/Narcotic Violations	71	43	0
		Drug Equipment Violations	2	0	0
		Betting/Wagering	0	0	0
		Operating/Promoting/Assisting Gambling	0	0	0
		Gambling Equipment Violations	0	0	0
		Sports Tampering	0	0	0
		Pornography/Obscene Material	0	0	0
		Prostitution	0	0	0
		Assisting or Promoting Prostitution	0	0	0
		Purchasing Prostitution	0	0	0
		Weapon Law Violations	4	1	0
		Animal Cruelty	0	0	0
		Total Group A Offenses	97	55	0
Group B Arrests					
Offense	Adult	Juvenile			
Bad Checks	0	0			
Curfew/Loitering/Vagrancy Violations	1	0			
Disorderly Conduct	0	0			
Driving Under the Influence	21	0			
Drunkenness	0	0			
Family Offenses (Nonviolent)	0	0			
Liquor Law Violations	1	0			
Peeping Tom	0	0			
Runaway	0	0			
Trespass of Real Property	2	0			
All Other Offenses	12	0			
Total Group B	37	0			

(*) Offenses are counted using the FBI Units of Count for Crime

(**) The 'Arrests' column shows arrests made for incidents during the selected period, regardless of arrest date. Arrest counts for the same period may change over time.

State Police - Halifax CO - VA041SP00 - NIBRS Agency Crime Overview - 2019

2019 Population Estimate	N/A	Offenses (*)		Arrests (**)	
		Group A Offenses	Reported	Adult	Juvenile
Law Enforcement Employees		Crimes Against Persons			
Sworn Male	0	Murder and Nonnegligent Manslaughter	0	0	0
Sworn Female	0	Negligent Manslaughter	0	0	0
Civilian Male	0	Kidnapping/Abduction	0	0	0
Civilian Female	0	Forcible Rape	0	0	0
Total:	0	Forcible Sodomy	0	0	0
		Sexual Assault With An Object	0	0	0
		Forcible Fondling	0	0	0
Offense Overview		Incest	0	0	0
Incident Total	201	Statutory Rape	0	0	0
Offense Total	213	Aggravated Assault	0	0	0
Group A Crimes per 100,000 population	N/A	Simple Assault	1	1	0
		Intimidation	0	0	0
		Human Trafficking, Commercial Sex Acts	0	0	0
		Human Trafficking, Involuntary Servitude	0	0	0
Arrest Overview		Crimes Against Property			
Total Arrests	88	Arson	0	0	0
Adult Arrests	86	Bribery	0	0	0
Juvenile Arrests	1	Burglary/Breaking & Entering	0	0	0
Unknown Age	1	Counterfeiting/Forgery	0	0	0
Arrests per 100,000 population	N/A	Destruction/Damage/Vandalism of Property	0	0	0
		Embezzlement	0	0	0
		Extortion/Blackmail	0	0	0
		False Pretenses/Swindle/Confidence Game	13	1	0
		Credit Card/Automatic Teller Fraud	0	0	0
		Impersonation	1	1	0
		Welfare Fraud	0	0	0
		Wire Fraud	0	0	0
		Identity Theft	2	2	0
		Hacking/Computer Invasion	0	0	0
		Robbery	0	0	0
		Pocket-picking	1	0	0
		Purse-snatching	0	0	0
		Shoplifting	0	0	0
		Theft From Building	0	0	0
		Theft From Coin Operated Machine or Device	0	0	0
		Theft From Motor Vehicle	0	0	0
		Theft of Motor Vehicle Parts/Accessories	0	0	0
		All Other Larceny	3	0	0
		Motor Vehicle Theft	2	0	0
		Stolen Property Offenses	1	1	0
		Crimes Against Society			
		Drug/Narcotic Violations	172	34	1
		Drug Equipment Violations	3	1	0
		Betting/Wagering	0	0	0
		Operating/Promoting/Assisting Gambling	0	0	0
		Gambling Equipment Violations	0	0	0
		Sports Tampering	0	0	0
		Pornography/Obscene Material	0	0	0
		Prostitution	0	0	0
		Assisting or Promoting Prostitution	0	0	0
		Purchasing Prostitution	0	0	0
		Weapon Law Violations	14	1	0
		Animal Cruelty	0	0	0
		Total Group A Offenses	213	42	1
Group B Arrests					
Offense	Adult	Juvenile			
Bad Checks	1	0			
Curfew/Loitering/Vagrancy Violations	1	0			
Disorderly Conduct	0	0			
Driving Under the Influence	36	0			
Drunkenness	0	0			
Family Offenses (Nonviolent)	0	0			
Liquor Law Violations	0	0			
Peeping Tom	0	0			
Runaway	0	0			
Trespass of Real Property	0	0			
All Other Offenses	6	0			
Total Group B	44	0			

(*) Offenses are counted using the FBI Units of Count for Crime

(**) The 'Arrests' column shows arrests made for incidents during the selected period, regardless of arrest date. Arrest counts for the same period may change over time.

State Police - Hampton - VA11SP00 - NIBRS Agency Crime Overview - 2019

2019 Population Estimate	N/A	Offenses (*)		Arrests (**)	
		Group A Offenses	Reported	Adult	Juvenile
Law Enforcement Employees		Crimes Against Persons			
Sworn Male	0	Murder and Nonnegligent Manslaughter	0	0	0
Sworn Female	0	Negligent Manslaughter	0	0	0
Civilian Male	0	Kidnapping/Abduction	0	0	0
Civilian Female	0	Forcible Rape	0	0	0
Total:	0	Forcible Sodomy	0	0	0
		Sexual Assault With An Object	0	0	0
		Forcible Fondling	0	0	0
Offense Overview		Incest	0	0	0
Incident Total	143	Statutory Rape	0	0	0
Offense Total	154	Aggravated Assault	4	0	0
Group A Crimes per 100,000 population	N/A	Simple Assault	3	1	0
		Intimidation	0	0	0
		Human Trafficking, Commercial Sex Acts	0	0	0
		Human Trafficking, Involuntary Servitude	0	0	0
Arrest Overview		Crimes Against Property			
Total Arrests	155	Arson	0	0	0
Adult Arrests	154	Bribery	0	0	0
Juvenile Arrests	0	Burglary/Breaking & Entering	0	0	0
Unknown Age	1	Counterfeiting/Forgery	3	2	0
Arrests per 100,000 population	N/A	Destruction/Damage/Vandalism of Property	0	0	0
		Embezzlement	0	0	0
		Extortion/Blackmail	0	0	0
		False Pretenses/Swindle/Confidence Game	89	56	0
		Credit Card/Automatic Teller Fraud	1	0	0
		Impersonation	1	1	0
		Welfare Fraud	0	0	0
		Wire Fraud	0	0	0
		Identity Theft	0	0	0
		Hacking/Computer Invasion	0	0	0
		Robbery	0	0	0
		Pocket-picking	0	0	0
		Purse-snatching	0	0	0
		Shoplifting	0	0	0
		Theft From Building	0	0	0
		Theft From Coin Operated Machine or Device	0	0	0
		Theft From Motor Vehicle	0	0	0
		Theft of Motor Vehicle Parts/Accessories	0	0	0
		All Other Larceny	4	1	0
		Motor Vehicle Theft	6	0	0
		Stolen Property Offenses	6	3	0
		Crimes Against Society			
		Drug/Narcotic Violations	31	14	0
		Drug Equipment Violations	1	1	0
		Betting/Wagering	0	0	0
		Operating/Promoting/Assisting Gambling	0	0	0
		Gambling Equipment Violations	0	0	0
		Sports Tampering	0	0	0
		Pornography/Obscene Material	0	0	0
		Prostitution	0	0	0
		Assisting or Promoting Prostitution	0	0	0
		Purchasing Prostitution	0	0	0
		Weapon Law Violations	5	0	0
		Animal Cruelty	0	0	0
		Total Group A Offenses	154	79	0
Group B Arrests					
Offense	Adult	Juvenile			
Bad Checks	0	0			
Curfew/Loitering/Vagrancy Violations	0	0			
Disorderly Conduct	0	0			
Driving Under the Influence	49	0			
Drunkenness	0	0			
Family Offenses (Nonviolent)	0	0			
Liquor Law Violations	0	0			
Peeping Tom	0	0			
Runaway	0	0			
Trespass of Real Property	0	0			
All Other Offenses	26	0			
Total Group B	75	0			

(*) Offenses are counted using the FBI Units of Count for Crime

(**) The 'Arrests' column shows arrests made for incidents during the selected period, regardless of arrest date. Arrest counts for the same period may change over time.

State Police - Hanover CO - VA042SP00 - NIBRS Agency Crime Overview - 2019

2019 Population Estimate	N/A	Offenses (*)		Arrests (**)	
		Group A Offenses	Reported	Adult	Juvenile
Law Enforcement Employees		Crimes Against Persons			
Sworn Male	0	Murder and Nonnegligent Manslaughter	0	0	0
Sworn Female	0	Negligent Manslaughter	0	0	0
Civilian Male	0	Kidnapping/Abduction	0	0	0
Civilian Female	0	Forcible Rape	0	0	0
Total:	0	Forcible Sodomy	0	0	0
		Sexual Assault With An Object	0	0	0
		Forcible Fondling	0	0	0
Offense Overview		Incest	0	0	0
Incident Total	190	Statutory Rape	0	0	0
Offense Total	262	Aggravated Assault	3	2	0
Group A Crimes per 100,000 population	N/A	Simple Assault	9	3	0
		Intimidation	0	0	0
		Human Trafficking, Commercial Sex Acts	0	0	0
		Human Trafficking, Involuntary Servitude	0	0	0
Arrest Overview		Crimes Against Property			
Total Arrests	184	Arson	1	0	0
Adult Arrests	184	Bribery	0	0	0
Juvenile Arrests	0	Burglary/Breaking & Entering	0	0	0
Unknown Age	0	Counterfeiting/Forgery	3	0	0
Arrests per 100,000 population	N/A	Destruction/Damage/Vandalism of Property	3	0	0
		Embezzlement	0	0	0
		Extortion/Blackmail	0	0	0
		False Pretenses/Swindle/Confidence Game	70	43	0
		Credit Card/Automatic Teller Fraud	0	0	0
		Impersonation	4	3	0
		Welfare Fraud	0	0	0
		Wire Fraud	0	0	0
		Identity Theft	3	0	0
		Hacking/Computer Invasion	0	0	0
		Robbery	0	0	0
		Pocket-picking	0	0	0
		Purse-snatching	0	0	0
		Shoplifting	0	0	0
		Theft From Building	0	0	0
		Theft From Coin Operated Machine or Device	0	0	0
		Theft From Motor Vehicle	0	0	0
		Theft of Motor Vehicle Parts/Accessories	0	0	0
		All Other Larceny	1	0	0
		Motor Vehicle Theft	0	0	0
		Stolen Property Offenses	2	1	0
		Crimes Against Society			
		Drug/Narcotic Violations	102	76	0
		Drug Equipment Violations	3	0	0
		Betting/Wagering	0	0	0
		Operating/Promoting/Assisting Gambling	0	0	0
		Gambling Equipment Violations	0	0	0
		Sports Tampering	0	0	0
		Pornography/Obscene Material	0	0	0
		Prostitution	0	0	0
		Assisting or Promoting Prostitution	0	0	0
		Purchasing Prostitution	0	0	0
		Weapon Law Violations	58	4	0
		Animal Cruelty	0	0	0
		Total Group A Offenses	262	132	0
Group B Arrests					
Offense	Adult	Juvenile			
Bad Checks	0	0			
Curfew/Loitering/Vagrancy Violations	0	0			
Disorderly Conduct	0	0			
Driving Under the Influence	29	0			
Drunkenness	3	0			
Family Offenses (Nonviolent)	0	0			
Liquor Law Violations	2	0			
Peeping Tom	0	0			
Runaway	0	0			
Trespass of Real Property	1	0			
All Other Offenses	17	0			
Total Group B	52	0			

(*) Offenses are counted using the FBI Units of Count for Crime

(**) The 'Arrests' column shows arrests made for incidents during the selected period, regardless of arrest date. Arrest counts for the same period may change over time.

State Police - Harrisonburg - VA112SP00 - NIBRS Agency Crime Overview - 2019

2019 Population Estimate	N/A	Offenses (*)		Arrests (**)	
		Group A Offenses	Reported	Adult	Juvenile
Law Enforcement Employees		Crimes Against Persons			
Sworn Male	0	Murder and Nonnegligent Manslaughter	0	0	0
Sworn Female	0	Negligent Manslaughter	0	0	0
Civilian Male	0	Kidnapping/Abduction	0	0	0
Civilian Female	0	Forcible Rape	0	0	0
Total:	0	Forcible Sodomy	0	0	0
		Sexual Assault With An Object	0	0	0
		Forcible Fondling	0	0	0
Offense Overview		Incest	0	0	0
Incident Total	314	Statutory Rape	0	0	0
Offense Total	334	Aggravated Assault	2	1	0
Group A Crimes per 100,000 population	N/A	Simple Assault	1	1	0
		Intimidation	1	0	0
		Human Trafficking, Commercial Sex Acts	0	0	0
		Human Trafficking, Involuntary Servitude	0	0	0
Arrest Overview		Crimes Against Property			
Total Arrests	143	Arson	0	0	0
Adult Arrests	130	Bribery	0	0	0
Juvenile Arrests	13	Burglary/Breaking & Entering	0	0	0
Unknown Age	0	Counterfeiting/Forgery	5	5	0
Arrests per 100,000 population	N/A	Destruction/Damage/Vandalism of Property	1	0	0
		Embezzlement	0	0	0
		Extortion/Blackmail	0	0	0
		False Pretenses/Swindle/Confidence Game	13	8	0
		Credit Card/Automatic Teller Fraud	0	0	0
		Impersonation	1	1	0
		Welfare Fraud	0	0	0
		Wire Fraud	0	0	0
		Identity Theft	0	0	0
		Hacking/Computer Invasion	0	0	0
		Robbery	0	0	0
		Pocket-picking	0	0	0
		Purse-snatching	0	0	0
		Shoplifting	0	0	0
		Theft From Building	0	0	0
		Theft From Coin Operated Machine or Device	0	0	0
		Theft From Motor Vehicle	0	0	0
		Theft of Motor Vehicle Parts/Accessories	0	0	0
		All Other Larceny	2	1	0
		Motor Vehicle Theft	1	1	0
		Stolen Property Offenses	0	0	0
		Crimes Against Society			
		Drug/Narcotic Violations	289	94	10
		Drug Equipment Violations	3	0	0
		Betting/Wagering	0	0	0
		Operating/Promoting/Assisting Gambling	0	0	0
		Gambling Equipment Violations	0	0	0
		Sports Tampering	0	0	0
		Pornography/Obscene Material	0	0	0
		Prostitution	0	0	0
		Assisting or Promoting Prostitution	0	0	0
		Purchasing Prostitution	0	0	0
		Weapon Law Violations	15	0	0
		Animal Cruelty	0	0	0
		Total Group A Offenses	334	112	10
Group B Arrests					
Offense	Adult	Juvenile			
Bad Checks	0	0			
Curfew/Loitering/Vagrancy Violations	0	0			
Disorderly Conduct	0	0			
Driving Under the Influence	11	0			
Drunkenness	3	0			
Family Offenses (Nonviolent)	0	0			
Liquor Law Violations	1	0			
Peeping Tom	0	0			
Runaway	0	0			
Trespass of Real Property	1	0			
All Other Offenses	2	3			
Total Group B	18	3			

(*) Offenses are counted using the FBI Units of Count for Crime

(**) The 'Arrests' column shows arrests made for incidents during the selected period, regardless of arrest date. Arrest counts for the same period may change over time.

State Police - Henrico CO - VA043SP00 - NIBRS Agency Crime Overview - 2019

2019 Population Estimate	N/A	Offenses (*)		Arrests (**)	
		Group A Offenses	Reported	Adult	Juvenile
Law Enforcement Employees		Crimes Against Persons			
Sworn Male	0	Murder and Nonnegligent Manslaughter	0	0	0
Sworn Female	0	Negligent Manslaughter	0	0	0
Civilian Male	0	Kidnapping/Abduction	0	0	0
Civilian Female	0	Forcible Rape	0	0	0
Total:	0	Forcible Sodomy	0	0	0
		Sexual Assault With An Object	0	0	0
		Forcible Fondling	0	0	0
Offense Overview		Incest	0	0	0
Incident Total	186	Statutory Rape	0	0	0
Offense Total	231	Aggravated Assault	5	2	0
Group A Crimes per 100,000 population	N/A	Simple Assault	4	3	0
		Intimidation	0	0	0
		Human Trafficking, Commercial Sex Acts	0	0	0
		Human Trafficking, Involuntary Servitude	0	0	0
Arrest Overview		Crimes Against Property			
Total Arrests	321	Arson	0	0	0
Adult Arrests	319	Bribery	0	0	0
Juvenile Arrests	1	Burglary/Breaking & Entering	0	0	0
Unknown Age	1	Counterfeiting/Forgery	2	1	0
Arrests per 100,000 population	N/A	Destruction/Damage/Vandalism of Property	0	0	0
		Embezzlement	0	0	0
		Extortion/Blackmail	0	0	0
		False Pretenses/Swindle/Confidence Game	44	30	0
		Credit Card/Automatic Teller Fraud	2	0	0
		Impersonation	4	2	0
		Welfare Fraud	0	0	0
		Wire Fraud	0	0	0
		Identity Theft	1	1	0
		Hacking/Computer Invasion	1	0	0
		Robbery	0	0	0
		Pocket-picking	0	0	0
		Purse-snatching	0	0	0
		Shoplifting	0	0	0
		Theft From Building	0	0	0
		Theft From Coin Operated Machine or Device	0	0	0
		Theft From Motor Vehicle	0	0	0
		Theft of Motor Vehicle Parts/Accessories	0	0	0
		All Other Larceny	5	3	0
		Motor Vehicle Theft	2	0	0
		Stolen Property Offenses	3	2	0
		Crimes Against Society			
		Drug/Narcotic Violations	110	89	0
		Drug Equipment Violations	10	0	0
		Betting/Wagering	0	0	0
		Operating/Promoting/Assisting Gambling	0	0	0
		Gambling Equipment Violations	0	0	0
		Sports Tampering	0	0	0
		Pornography/Obscene Material	0	0	0
		Prostitution	0	0	0
		Assisting or Promoting Prostitution	0	0	0
		Purchasing Prostitution	0	0	0
		Weapon Law Violations	38	6	0
		Animal Cruelty	0	0	0
		Total Group A Offenses	231	139	0
Group B Arrests					
Offense	Adult	Juvenile			
Bad Checks	0	0			
Curfew/Loitering/Vagrancy Violations	0	0			
Disorderly Conduct	0	0			
Driving Under the Influence	130	0			
Drunkenness	0	0			
Family Offenses (Nonviolent)	0	0			
Liquor Law Violations	1	0			
Peeping Tom	0	0			
Runaway	0	0			
Trespass of Real Property	0	0			
All Other Offenses	49	1			
Total Group B	180	1			

(*) Offenses are counted using the FBI Units of Count for Crime

(**) The 'Arrests' column shows arrests made for incidents during the selected period, regardless of arrest date. Arrest counts for the same period may change over time.

State Police - Henry CO - VA044SP00 - NIBRS Agency Crime Overview - 2019

2019 Population Estimate	N/A	Offenses (*)		Arrests (**)	
		Group A Offenses	Reported	Adult	Juvenile
Law Enforcement Employees		Crimes Against Persons			
Sworn Male	0	Murder and Nonnegligent Manslaughter	0	0	0
Sworn Female	0	Negligent Manslaughter	0	0	0
Civilian Male	0	Kidnapping/Abduction	0	0	0
Civilian Female	0	Forcible Rape	0	0	0
Total:	0	Forcible Sodomy	0	0	0
		Sexual Assault With An Object	0	0	0
		Forcible Fondling	0	0	0
Offense Overview		Incest	0	0	0
Incident Total	110	Statutory Rape	0	0	0
Offense Total	122	Aggravated Assault	0	0	0
Group A Crimes per 100,000 population	N/A	Simple Assault	1	0	0
		Intimidation	0	0	0
		Human Trafficking, Commercial Sex Acts	0	0	0
		Human Trafficking, Involuntary Servitude	0	0	0
Arrest Overview		Crimes Against Property			
Total Arrests	114	Arson	0	0	0
Adult Arrests	113	Bribery	1	0	0
Juvenile Arrests	0	Burglary/Breaking & Entering	0	0	0
Unknown Age	1	Counterfeiting/Forgery	4	2	0
Arrests per 100,000 population	N/A	Destruction/Damage/Vandalism of Property	0	0	0
		Embezzlement	0	0	0
		Extortion/Blackmail	0	0	0
		False Pretenses/Swindle/Confidence Game	36	8	0
		Credit Card/Automatic Teller Fraud	0	0	0
		Impersonation	5	3	0
		Welfare Fraud	0	0	0
		Wire Fraud	0	0	0
		Identity Theft	1	1	0
		Hacking/Computer Invasion	0	0	0
		Robbery	1	1	0
		Pocket-picking	0	0	0
		Purse-snatching	0	0	0
		Shoplifting	0	0	0
		Theft From Building	0	0	0
		Theft From Coin Operated Machine or Device	0	0	0
		Theft From Motor Vehicle	0	0	0
		Theft of Motor Vehicle Parts/Accessories	0	0	0
		All Other Larceny	5	1	0
		Motor Vehicle Theft	2	1	0
		Stolen Property Offenses	0	0	0
		Crimes Against Society			
		Drug/Narcotic Violations	47	17	0
		Drug Equipment Violations	3	0	0
		Betting/Wagering	0	0	0
		Operating/Promoting/Assisting Gambling	0	0	0
		Gambling Equipment Violations	0	0	0
		Sports Tampering	0	0	0
		Pornography/Obscene Material	0	0	0
		Prostitution	0	0	0
		Assisting or Promoting Prostitution	0	0	0
		Purchasing Prostitution	0	0	0
		Weapon Law Violations	16	7	0
		Animal Cruelty	0	0	0
		Total Group A Offenses	122	41	0
Group B Arrests					
Offense	Adult	Juvenile			
Bad Checks	0	0			
Curfew/Loitering/Vagrancy Violations	0	0			
Disorderly Conduct	1	0			
Driving Under the Influence	47	0			
Drunkenness	8	0			
Family Offenses (Nonviolent)	0	0			
Liquor Law Violations	3	0			
Peeping Tom	0	0			
Runaway	0	0			
Trespass of Real Property	1	0			
All Other Offenses	12	0			
Total Group B	72	0			

(*) Offenses are counted using the FBI Units of Count for Crime

(**) The 'Arrests' column shows arrests made for incidents during the selected period, regardless of arrest date. Arrest counts for the same period may change over time.

State Police - Highland CO - VA045SP00 - NIBRS Agency Crime Overview - 2019

2019 Population Estimate	N/A	Offenses (*)		Arrests (**)	
		Group A Offenses	Reported	Adult	Juvenile
Law Enforcement Employees		Crimes Against Persons			
Sworn Male	0	Murder and Nonnegligent Manslaughter	0	0	0
Sworn Female	0	Negligent Manslaughter	0	0	0
Civilian Male	0	Kidnapping/Abduction	0	0	0
Civilian Female	0	Forcible Rape	0	0	0
Total:	0	Forcible Sodomy	0	0	0
		Sexual Assault With An Object	0	0	0
		Forcible Fondling	0	0	0
Offense Overview		Incest	0	0	0
Incident Total	9	Statutory Rape	0	0	0
Offense Total	10	Aggravated Assault	1	2	0
Group A Crimes per 100,000 population	N/A	Simple Assault	1	1	0
		Intimidation	0	0	0
		Human Trafficking, Commercial Sex Acts	0	0	0
		Human Trafficking, Involuntary Servitude	0	0	0
Arrest Overview		Crimes Against Property			
Total Arrests	7	Arson	0	0	0
Adult Arrests	7	Bribery	0	0	0
Juvenile Arrests	0	Burglary/Breaking & Entering	0	0	0
Unknown Age	0	Counterfeiting/Forgery	0	0	0
Arrests per 100,000 population	N/A	Destruction/Damage/Vandalism of Property	0	0	0
		Embezzlement	0	0	0
		Extortion/Blackmail	0	0	0
		False Pretenses/Swindle/Confidence Game	1	0	0
		Credit Card/Automatic Teller Fraud	0	0	0
		Impersonation	0	0	0
		Welfare Fraud	0	0	0
		Wire Fraud	0	0	0
		Identity Theft	0	0	0
		Hacking/Computer Invasion	0	0	0
		Robbery	0	0	0
		Pocket-picking	0	0	0
		Purse-snatching	0	0	0
		Shoplifting	0	0	0
		Theft From Building	0	0	0
		Theft From Coin Operated Machine or Device	0	0	0
		Theft From Motor Vehicle	0	0	0
		Theft of Motor Vehicle Parts/Accessories	0	0	0
		All Other Larceny	1	0	0
		Motor Vehicle Theft	0	0	0
		Stolen Property Offenses	0	0	0
		Crimes Against Society			
		Drug/Narcotic Violations	5	3	0
		Drug Equipment Violations	1	0	0
		Betting/Wagering	0	0	0
		Operating/Promoting/Assisting Gambling	0	0	0
		Gambling Equipment Violations	0	0	0
		Sports Tampering	0	0	0
		Pornography/Obscene Material	0	0	0
		Prostitution	0	0	0
		Assisting or Promoting Prostitution	0	0	0
		Purchasing Prostitution	0	0	0
		Weapon Law Violations	0	0	0
		Animal Cruelty	0	0	0
		Total Group A Offenses	10	6	0

Group B Arrests	Adult	Juvenile
Bad Checks	0	0
Curfew/Loitering/Vagrancy Violations	0	0
Disorderly Conduct	0	0
Driving Under the Influence	1	0
Drunkenness	0	0
Family Offenses (Nonviolent)	0	0
Liquor Law Violations	0	0
Peeping Tom	0	0
Runaway	0	0
Trespass of Real Property	0	0
All Other Offenses	0	0
Total Group B	1	0

(*) Offenses are counted using the FBI Units of Count for Crime

(**) The 'Arrests' column shows arrests made for incidents during the selected period, regardless of arrest date. Arrest counts for the same period may change over time.

State Police - Hopewell - VA113SP00 - NIBRS Agency Crime Overview - 2019

2019 Population Estimate	N/A	Offenses (*)		Arrests (**)		
		Reported	Adult	Juvenile		
Law Enforcement Employees		Group A Offenses				
		Crimes Against Persons				
Sworn Male	0	Murder and Nonnegligent Manslaughter	0	0	0	
Sworn Female	0	Negligent Manslaughter	0	0	0	
Civilian Male	0	Kidnapping/Abduction	0	0	0	
Civilian Female	0	Forcible Rape	0	0	0	
Total:	0	Forcible Sodomy	0	0	0	
		Sexual Assault With An Object	0	0	0	
		Forcible Fondling	0	0	0	
Offense Overview		Incest	0	0	0	
Incident Total	57	Statutory Rape	0	0	0	
Offense Total	59	Aggravated Assault	0	0	0	
Group A Crimes per 100,000 population	N/A	Simple Assault	0	0	0	
		Intimidation	0	0	0	
		Human Trafficking, Commercial Sex Acts	0	0	0	
		Human Trafficking, Involuntary Servitude	0	0	0	
Arrest Overview		Crimes Against Property				
Total Arrests	11	Arson	0	0	0	
Adult Arrests	11	Bribery	0	0	0	
Juvenile Arrests	0	Burglary/Breaking & Entering	0	0	0	
Unknown Age	0	Counterfeiting/Forgery	0	0	0	
Arrests per 100,000 population	N/A	Destruction/Damage/Vandalism of Property	0	0	0	
		Embezzlement	0	0	0	
		Extortion/Blackmail	0	0	0	
		False Pretenses/Swindle/Confidence Game	15	2	0	
		Credit Card/Automatic Teller Fraud	0	0	0	
		Impersonation	0	0	0	
		Welfare Fraud	0	0	0	
		Wire Fraud	0	0	0	
		Identity Theft	0	0	0	
		Hacking/Computer Invasion	0	0	0	
		Robbery	1	1	0	
		Pocket-picking	1	1	0	
		Purse-snatching	0	0	0	
		Shoplifting	0	0	0	
		Theft From Building	0	0	0	
		Theft From Coin Operated Machine or Device	0	0	0	
		Theft From Motor Vehicle	0	0	0	
		Theft of Motor Vehicle Parts/Accessories	0	0	0	
		All Other Larceny	1	0	0	
		Motor Vehicle Theft	0	0	0	
		Stolen Property Offenses	0	0	0	
		Crimes Against Society				
		Drug/Narcotic Violations	38	6	0	
		Drug Equipment Violations	0	0	0	
		Betting/Wagering	0	0	0	
		Operating/Promoting/Assisting Gambling	0	0	0	
		Gambling Equipment Violations	0	0	0	
		Sports Tampering	0	0	0	
		Pornography/Obscene Material	0	0	0	
		Prostitution	0	0	0	
		Assisting or Promoting Prostitution	0	0	0	
		Purchasing Prostitution	0	0	0	
		Weapon Law Violations	3	0	0	
		Animal Cruelty	0	0	0	
		Total Group A Offenses	59	10	0	

Group B Arrests		
Offense	Adult	Juvenile
Bad Checks	0	0
Curfew/Loitering/Vagrancy Violations	0	0
Disorderly Conduct	0	0
Driving Under the Influence	0	0
Drunkenness	0	0
Family Offenses (Nonviolent)	0	0
Liquor Law Violations	0	0
Peeping Tom	0	0
Runaway	0	0
Trespass of Real Property	0	0
All Other Offenses	1	0
Total Group B	1	0

(*) Offenses are counted using the FBI Units of Count for Crime

(**) The 'Arrests' column shows arrests made for incidents during the selected period, regardless of arrest date. Arrest counts for the same period may change over time.

State Police - Isle Of Wight CO - VA046SP00 - NIBRS Agency Crime Overview - 2019

2019 Population Estimate	N/A	Offenses (*)			Arrests (**)	
		Group A Offenses	Reported	Adult	Juvenile	
Law Enforcement Employees		Crimes Against Persons				
Sworn Male	0	Murder and Nonnegligent Manslaughter	0	0	0	0
Sworn Female	0	Negligent Manslaughter	0	0	0	0
Civilian Male	0	Kidnapping/Abduction	0	0	0	0
Civilian Female	0	Forcible Rape	1	0	0	0
Total:	0	Forcible Sodomy	0	0	0	0
		Sexual Assault With An Object	0	0	0	0
		Forcible Fondling	0	0	0	0
Offense Overview		Incest	0	0	0	0
Incident Total	45	Statutory Rape	0	0	0	0
Offense Total	45	Aggravated Assault	1	1	0	0
Group A Crimes per 100,000 population	N/A	Simple Assault	1	0	0	0
		Intimidation	0	0	0	0
		Human Trafficking, Commercial Sex Acts	0	0	0	0
		Human Trafficking, Involuntary Servitude	0	0	0	0
Arrest Overview		Crimes Against Property				
Total Arrests	14	Arson	0	0	0	0
Adult Arrests	14	Bribery	0	0	0	0
Juvenile Arrests	0	Burglary/Breaking & Entering	0	0	0	0
Unknown Age	0	Counterfeiting/Forgery	0	0	0	0
Arrests per 100,000 population	N/A	Destruction/Damage/Vandalism of Property	0	0	0	0
		Embezzlement	0	0	0	0
		Extortion/Blackmail	0	0	0	0
		False Pretenses/Swindle/Confidence Game	1	1	0	0
		Credit Card/Automatic Teller Fraud	0	0	0	0
		Impersonation	0	0	0	0
		Welfare Fraud	0	0	0	0
		Wire Fraud	0	0	0	0
		Identity Theft	0	0	0	0
		Hacking/Computer Invasion	0	0	0	0
		Robbery	0	0	0	0
		Pocket-picking	0	0	0	0
		Purse-snatching	0	0	0	0
		Shoplifting	0	0	0	0
		Theft From Building	0	0	0	0
		Theft From Coin Operated Machine or Device	0	0	0	0
		Theft From Motor Vehicle	0	0	0	0
		Theft of Motor Vehicle Parts/Accessories	0	0	0	0
		All Other Larceny	1	0	0	0
		Motor Vehicle Theft	0	0	0	0
		Stolen Property Offenses	1	1	0	0
		Crimes Against Society				
		Drug/Narcotic Violations	38	3	0	0
		Drug Equipment Violations	1	1	0	0
		Betting/Wagering	0	0	0	0
		Operating/Promoting/Assisting Gambling	0	0	0	0
		Gambling Equipment Violations	0	0	0	0
		Sports Tampering	0	0	0	0
		Pornography/Obscene Material	0	0	0	0
		Prostitution	0	0	0	0
		Assisting or Promoting Prostitution	0	0	0	0
		Purchasing Prostitution	0	0	0	0
		Weapon Law Violations	0	0	0	0
		Animal Cruelty	0	0	0	0
		Total Group A Offenses	45	7	0	0
Group B Arrests						
Offense	Adult	Juvenile				
Bad Checks	0	0				
Curfew/Loitering/Vagrancy Violations	0	0				
Disorderly Conduct	0	0				
Driving Under the Influence	3	0				
Drunkenness	2	0				
Family Offenses (Nonviolent)	0	0				
Liquor Law Violations	0	0				
Peeping Tom	0	0				
Runaway	0	0				
Trespass of Real Property	0	0				
All Other Offenses	2	0				
Total Group B	7	0				

(*) Offenses are counted using the FBI Units of Count for Crime

(**) The 'Arrests' column shows arrests made for incidents during the selected period, regardless of arrest date. Arrest counts for the same period may change over time.

State Police - James City CO - VA047SP00 - NIBRS Agency Crime Overview - 2019

2019 Population Estimate	N/A	Offenses (*)		Arrests (**)	
		Group A Offenses	Reported	Adult	Juvenile
Law Enforcement Employees		Crimes Against Persons			
Sworn Male	0	Murder and Nonnegligent Manslaughter	0	0	0
Sworn Female	0	Negligent Manslaughter	0	0	0
Civilian Male	0	Kidnapping/Abduction	0	0	0
Civilian Female	0	Forcible Rape	2	0	0
Total:	0	Forcible Sodomy	1	0	0
		Sexual Assault With An Object	0	0	0
		Forcible Fondling	4	1	0
Offense Overview		Incest	0	0	0
Incident Total	53	Statutory Rape	0	0	0
Offense Total	57	Aggravated Assault	2	2	0
Group A Crimes per 100,000 population	N/A	Simple Assault	30	6	0
		Intimidation	2	1	0
		Human Trafficking, Commercial Sex Acts	0	0	0
		Human Trafficking, Involuntary Servitude	0	0	0
Arrest Overview		Crimes Against Property			
Total Arrests	29	Arson	0	0	0
Adult Arrests	29	Bribery	0	0	0
Juvenile Arrests	0	Burglary/Breaking & Entering	0	0	0
Unknown Age	0	Counterfeiting/Forgery	0	0	0
Arrests per 100,000 population	N/A	Destruction/Damage/Vandalism of Property	3	1	0
		Embezzlement	0	0	0
		Extortion/Blackmail	0	0	0
		False Pretenses/Swindle/Confidence Game	9	4	0
		Credit Card/Automatic Teller Fraud	0	0	0
		Impersonation	0	0	0
		Welfare Fraud	0	0	0
		Wire Fraud	0	0	0
		Identity Theft	0	0	0
		Hacking/Computer Invasion	0	0	0
		Robbery	0	0	0
		Pocket-picking	0	0	0
		Purse-snatching	0	0	0
		Shoplifting	0	0	0
		Theft From Building	0	0	0
		Theft From Coin Operated Machine or Device	0	0	0
		Theft From Motor Vehicle	0	0	0
		Theft of Motor Vehicle Parts/Accessories	0	0	0
		All Other Larceny	0	0	0
		Motor Vehicle Theft	0	0	0
		Stolen Property Offenses	0	0	0
		Crimes Against Society			
		Drug/Narcotic Violations	3	1	0
		Drug Equipment Violations	0	0	0
		Betting/Wagering	0	0	0
		Operating/Promoting/Assisting Gambling	0	0	0
		Gambling Equipment Violations	0	0	0
		Sports Tampering	0	0	0
		Pornography/Obscene Material	0	0	0
		Prostitution	0	0	0
		Assisting or Promoting Prostitution	0	0	0
		Purchasing Prostitution	0	0	0
		Weapon Law Violations	1	0	0
		Animal Cruelty	0	0	0
		Total Group A Offenses	57	16	0
Group B Arrests					
Offense	Adult	Juvenile			
Bad Checks	0	0			
Curfew/Loitering/Vagrancy Violations	0	0			
Disorderly Conduct	0	0			
Driving Under the Influence	8	0			
Drunkenness	0	0			
Family Offenses (Nonviolent)	0	0			
Liquor Law Violations	0	0			
Peeping Tom	0	0			
Runaway	0	0			
Trespass of Real Property	0	0			
All Other Offenses	5	0			
Total Group B	13	0			

(*) Offenses are counted using the FBI Units of Count for Crime

(**) The 'Arrests' column shows arrests made for incidents during the selected period, regardless of arrest date. Arrest counts for the same period may change over time.

State Police - King & Queen CO - VA048SP00 - NIBRS Agency Crime Overview - 2019

2019 Population Estimate	N/A	Offenses (*)		Arrests (**)	
		Group A Offenses	Reported	Adult	Juvenile
Law Enforcement Employees		Crimes Against Persons			
Sworn Male	0	Murder and Nonnegligent Manslaughter	0	0	0
Sworn Female	0	Negligent Manslaughter	0	0	0
Civilian Male	0	Kidnapping/Abduction	0	0	0
Civilian Female	0	Forcible Rape	0	0	0
Total:	0	Forcible Sodomy	0	0	0
		Sexual Assault With An Object	0	0	0
		Forcible Fondling	1	0	0
Offense Overview		Incest	0	0	0
Incident Total	18	Statutory Rape	0	0	0
Offense Total	25	Aggravated Assault	1	0	0
Group A Crimes per 100,000 population	N/A	Simple Assault	0	0	0
		Intimidation	0	0	0
		Human Trafficking, Commercial Sex Acts	0	0	0
		Human Trafficking, Involuntary Servitude	0	0	0
Arrest Overview		Crimes Against Property			
Total Arrests	22	Arson	0	0	0
Adult Arrests	22	Bribery	0	0	0
Juvenile Arrests	0	Burglary/Breaking & Entering	0	0	0
Unknown Age	0	Counterfeiting/Forgery	1	1	0
Arrests per 100,000 population	N/A	Destruction/Damage/Vandalism of Property	0	0	0
		Embezzlement	0	0	0
		Extortion/Blackmail	0	0	0
		False Pretenses/Swindle/Confidence Game	0	0	0
		Credit Card/Automatic Teller Fraud	0	0	0
		Impersonation	0	0	0
		Welfare Fraud	0	0	0
		Wire Fraud	0	0	0
		Identity Theft	0	0	0
		Hacking/Computer Invasion	0	0	0
		Robbery	0	0	0
		Pocket-picking	0	0	0
		Purse-snatching	0	0	0
		Shoplifting	0	0	0
		Theft From Building	0	0	0
		Theft From Coin Operated Machine or Device	0	0	0
		Theft From Motor Vehicle	0	0	0
		Theft of Motor Vehicle Parts/Accessories	0	0	0
		All Other Larceny	1	0	0
		Motor Vehicle Theft	0	0	0
		Stolen Property Offenses	0	0	0
		Crimes Against Society			
		Drug/Narcotic Violations	14	12	0
		Drug Equipment Violations	4	0	0
		Betting/Wagering	0	0	0
		Operating/Promoting/Assisting Gambling	0	0	0
		Gambling Equipment Violations	0	0	0
		Sports Tampering	0	0	0
		Pornography/Obscene Material	0	0	0
		Prostitution	0	0	0
		Assisting or Promoting Prostitution	0	0	0
		Purchasing Prostitution	0	0	0
		Weapon Law Violations	3	1	0
		Animal Cruelty	0	0	0
		Total Group A Offenses	25	14	0

(*) Offenses are counted using the FBI Units of Count for Crime

(**) The 'Arrests' column shows arrests made for incidents during the selected period, regardless of arrest date. Arrest counts for the same period may change over time.

State Police - King George CO - VA049SP00 - NIBRS Agency Crime Overview - 2019

2019 Population Estimate	N/A	Offenses (*)		Arrests (**)	
		Group A Offenses	Reported	Adult	Juvenile
Law Enforcement Employees		Crimes Against Persons			
Sworn Male	0	Murder and Nonnegligent Manslaughter	0	0	0
Sworn Female	0	Negligent Manslaughter	0	0	0
Civilian Male	0	Kidnapping/Abduction	0	0	0
Civilian Female	0	Forcible Rape	0	0	0
Total:	0	Forcible Sodomy	0	0	0
		Sexual Assault With An Object	0	0	0
		Forcible Fondling	0	0	0
Offense Overview		Incest	0	0	0
Incident Total	9	Statutory Rape	0	0	0
Offense Total	10	Aggravated Assault	1	0	0
Group A Crimes per 100,000 population	N/A	Simple Assault	2	1	1
		Intimidation	0	0	0
		Human Trafficking, Commercial Sex Acts	0	0	0
		Human Trafficking, Involuntary Servitude	0	0	0
Arrest Overview		Crimes Against Property			
Total Arrests	21	Arson	0	0	0
Adult Arrests	20	Bribery	0	0	0
Juvenile Arrests	1	Burglary/Breaking & Entering	0	0	0
Unknown Age	0	Counterfeiting/Forgery	0	0	0
Arrests per 100,000 population	N/A	Destruction/Damage/Vandalism of Property	0	0	0
		Embezzlement	0	0	0
		Extortion/Blackmail	0	0	0
		False Pretenses/Swindle/Confidence Game	1	0	0
		Credit Card/Automatic Teller Fraud	0	0	0
		Impersonation	0	0	0
		Welfare Fraud	0	0	0
		Wire Fraud	0	0	0
		Identity Theft	0	0	0
		Hacking/Computer Invasion	0	0	0
		Robbery	0	0	0
		Pocket-picking	0	0	0
		Purse-snatching	0	0	0
		Shoplifting	0	0	0
		Theft From Building	0	0	0
		Theft From Coin Operated Machine or Device	0	0	0
		Theft From Motor Vehicle	0	0	0
		Theft of Motor Vehicle Parts/Accessories	0	0	0
		All Other Larceny	0	0	0
		Motor Vehicle Theft	0	0	0
		Stolen Property Offenses	1	1	0
		Crimes Against Society			
		Drug/Narcotic Violations	4	3	0
		Drug Equipment Violations	0	0	0
		Betting/Wagering	0	0	0
		Operating/Promoting/Assisting Gambling	0	0	0
		Gambling Equipment Violations	0	0	0
		Sports Tampering	0	0	0
		Pornography/Obscene Material	0	0	0
		Prostitution	0	0	0
		Assisting or Promoting Prostitution	0	0	0
		Purchasing Prostitution	0	0	0
		Weapon Law Violations	1	0	0
		Animal Cruelty	0	0	0
		Total Group A Offenses	10	5	1
Group B Arrests					
Offense	Adult	Juvenile			
Bad Checks	0	0			
Curfew/Loitering/Vagrancy Violations	0	0			
Disorderly Conduct	0	0			
Driving Under the Influence	12	0			
Drunkenness	2	0			
Family Offenses (Nonviolent)	0	0			
Liquor Law Violations	0	0			
Peeping Tom	0	0			
Runaway	0	0			
Trespass of Real Property	0	0			
All Other Offenses	1	0			
Total Group B	15	0			

(*) Offenses are counted using the FBI Units of Count for Crime

(**) The 'Arrests' column shows arrests made for incidents during the selected period, regardless of arrest date. Arrest counts for the same period may change over time.

State Police - King William CO - VA050SP00 - NIBRS Agency Crime Overview - 2019

2019 Population Estimate	N/A	Offenses (*)		Arrests (**)	
		Group A Offenses	Reported	Adult	Juvenile
Law Enforcement Employees		Crimes Against Persons			
Sworn Male	0	Murder and Nonnegligent Manslaughter	1	2	0
Sworn Female	0	Negligent Manslaughter	0	0	0
Civilian Male	0	Kidnapping/Abduction	0	0	0
Civilian Female	0	Forcible Rape	0	0	0
Total:	0	Forcible Sodomy	0	0	0
		Sexual Assault With An Object	0	0	0
		Forcible Fondling	0	0	0
Offense Overview		Incest	0	0	0
Incident Total	7	Statutory Rape	0	0	0
Offense Total	11	Aggravated Assault	0	0	0
Group A Crimes per 100,000 population	N/A	Simple Assault	0	0	0
		Intimidation	0	0	0
		Human Trafficking, Commercial Sex Acts	0	0	0
		Human Trafficking, Involuntary Servitude	0	0	0
Arrest Overview		Crimes Against Property			
Total Arrests	10	Arson	0	0	0
Adult Arrests	10	Bribery	0	0	0
Juvenile Arrests	0	Burglary/Breaking & Entering	1	0	0
Unknown Age	0	Counterfeiting/Forgery	0	0	0
Arrests per 100,000 population	N/A	Destruction/Damage/Vandalism of Property	0	0	0
		Embezzlement	0	0	0
		Extortion/Blackmail	0	0	0
		False Pretenses/Swindle/Confidence Game	4	4	0
		Credit Card/Automatic Teller Fraud	0	0	0
		Impersonation	0	0	0
		Welfare Fraud	0	0	0
		Wire Fraud	0	0	0
		Identity Theft	1	0	0
		Hacking/Computer Invasion	0	0	0
		Robbery	1	0	0
		Pocket-picking	0	0	0
		Purse-snatching	0	0	0
		Shoplifting	0	0	0
		Theft From Building	0	0	0
		Theft From Coin Operated Machine or Device	0	0	0
		Theft From Motor Vehicle	0	0	0
		Theft of Motor Vehicle Parts/Accessories	0	0	0
		All Other Larceny	0	0	0
		Motor Vehicle Theft	0	0	0
		Stolen Property Offenses	0	0	0
		Crimes Against Society			
		Drug/Narcotic Violations	1	2	0
		Drug Equipment Violations	0	0	0
		Betting/Wagering	0	0	0
		Operating/Promoting/Assisting Gambling	0	0	0
		Gambling Equipment Violations	0	0	0
		Sports Tampering	0	0	0
		Pornography/Obscene Material	0	0	0
		Prostitution	0	0	0
		Assisting or Promoting Prostitution	0	0	0
		Purchasing Prostitution	0	0	0
		Weapon Law Violations	2	0	0
		Animal Cruelty	0	0	0
		Total Group A Offenses	11	8	0
Group B Arrests					
Offense	Adult	Juvenile			
Bad Checks	0	0			
Curfew/Loitering/Vagrancy Violations	0	0			
Disorderly Conduct	0	0			
Driving Under the Influence	1	0			
Drunkenness	0	0			
Family Offenses (Nonviolent)	0	0			
Liquor Law Violations	0	0			
Peeping Tom	0	0			
Runaway	0	0			
Trespass of Real Property	0	0			
All Other Offenses	1	0			
Total Group B	2	0			

(*) Offenses are counted using the FBI Units of Count for Crime

(**) The 'Arrests' column shows arrests made for incidents during the selected period, regardless of arrest date. Arrest counts for the same period may change over time.

State Police - Lancaster CO - VA051SP00 - NIBRS Agency Crime Overview - 2019

2019 Population Estimate	N/A	Offenses (*)		Arrests (**)	
		Group A Offenses	Reported	Adult	Juvenile
Law Enforcement Employees		Crimes Against Persons			
Sworn Male	0	Murder and Nonnegligent Manslaughter	0	0	0
Sworn Female	0	Negligent Manslaughter	0	0	0
Civilian Male	0	Kidnapping/Abduction	0	0	0
Civilian Female	0	Forcible Rape	0	0	0
Total:	0	Forcible Sodomy	0	0	0
		Sexual Assault With An Object	0	0	0
		Forcible Fondling	0	0	0
Offense Overview		Incest	0	0	0
Incident Total	47	Statutory Rape	0	0	0
Offense Total	53	Aggravated Assault	2	1	0
Group A Crimes per 100,000 population	N/A	Simple Assault	4	4	0
		Intimidation	0	0	0
		Human Trafficking, Commercial Sex Acts	0	0	0
		Human Trafficking, Involuntary Servitude	0	0	0
Arrest Overview		Crimes Against Property			
Total Arrests	46	Arson	0	0	0
Adult Arrests	44	Bribery	0	0	0
Juvenile Arrests	2	Burglary/Breaking & Entering	0	0	0
Unknown Age	0	Counterfeiting/Forgery	0	0	0
Arrests per 100,000 population	N/A	Destruction/Damage/Vandalism of Property	1	0	0
		Embezzlement	0	0	0
		Extortion/Blackmail	0	0	0
		False Pretenses/Swindle/Confidence Game	2	0	0
		Credit Card/Automatic Teller Fraud	0	0	0
		Impersonation	0	0	0
		Welfare Fraud	0	0	0
		Wire Fraud	0	0	0
		Identity Theft	0	0	0
		Hacking/Computer Invasion	0	0	0
		Robbery	0	0	0
		Pocket-picking	0	0	0
		Purse-snatching	0	0	0
		Shoplifting	0	0	0
		Theft From Building	0	0	0
		Theft From Coin Operated Machine or Device	0	0	0
		Theft From Motor Vehicle	0	0	0
		Theft of Motor Vehicle Parts/Accessories	0	0	0
		All Other Larceny	1	0	0
		Motor Vehicle Theft	0	0	0
		Stolen Property Offenses	0	0	0
		Crimes Against Society			
		Drug/Narcotic Violations	40	21	2
		Drug Equipment Violations	1	0	0
		Betting/Wagering	0	0	0
		Operating/Promoting/Assisting Gambling	0	0	0
		Gambling Equipment Violations	0	0	0
		Sports Tampering	0	0	0
		Pornography/Obscene Material	0	0	0
		Prostitution	0	0	0
		Assisting or Promoting Prostitution	0	0	0
		Purchasing Prostitution	0	0	0
		Weapon Law Violations	2	0	0
		Animal Cruelty	0	0	0
		Total Group A Offenses	53	26	2
Group B Arrests					
Offense	Adult	Juvenile			
Bad Checks	0	0			
Curfew/Loitering/Vagrancy Violations	0	0			
Disorderly Conduct	0	0			
Driving Under the Influence	15	0			
Drunkenness	0	0			
Family Offenses (Nonviolent)	0	0			
Liquor Law Violations	0	0			
Peeping Tom	0	0			
Runaway	0	0			
Trespass of Real Property	0	0			
All Other Offenses	3	0			
Total Group B	18	0			

(*) Offenses are counted using the FBI Units of Count for Crime

(**) The 'Arrests' column shows arrests made for incidents during the selected period, regardless of arrest date. Arrest counts for the same period may change over time.

State Police - Lee CO - VA052SP00 - NIBRS Agency Crime Overview - 2019

2019 Population Estimate	N/A	Offenses (*)		Arrests (**)	
		Group A Offenses	Reported	Adult	Juvenile
Law Enforcement Employees		Crimes Against Persons			
Sworn Male	0	Murder and Nonnegligent Manslaughter	1	0	0
Sworn Female	0	Negligent Manslaughter	0	0	0
Civilian Male	0	Kidnapping/Abduction	0	0	0
Civilian Female	0	Forcible Rape	0	0	0
Total:	0	Forcible Sodomy	0	0	0
		Sexual Assault With An Object	0	0	0
		Forcible Fondling	1	0	0
Offense Overview		Incest	0	0	0
Incident Total	45	Statutory Rape	0	0	0
Offense Total	49	Aggravated Assault	0	0	0
Group A Crimes per 100,000 population	N/A	Simple Assault	2	1	0
		Intimidation	0	0	0
		Human Trafficking, Commercial Sex Acts	0	0	0
		Human Trafficking, Involuntary Servitude	0	0	0
Arrest Overview		Crimes Against Property			
Total Arrests	23	Arson	4	0	0
Adult Arrests	23	Bribery	0	0	0
Juvenile Arrests	0	Burglary/Breaking & Entering	0	0	0
Unknown Age	0	Counterfeiting/Forgery	0	0	0
Arrests per 100,000 population	N/A	Destruction/Damage/Vandalism of Property	0	0	0
		Embezzlement	1	0	0
		Extortion/Blackmail	0	0	0
		False Pretenses/Swindle/Confidence Game	10	4	0
		Credit Card/Automatic Teller Fraud	0	0	0
		Impersonation	0	0	0
		Welfare Fraud	0	0	0
		Wire Fraud	0	0	0
		Identity Theft	0	0	0
		Hacking/Computer Invasion	0	0	0
		Robbery	0	0	0
		Pocket-picking	0	0	0
		Purse-snatching	0	0	0
		Shoplifting	0	0	0
		Theft From Building	0	0	0
		Theft From Coin Operated Machine or Device	0	0	0
		Theft From Motor Vehicle	0	0	0
		Theft of Motor Vehicle Parts/Accessories	0	0	0
		All Other Larceny	5	0	0
		Motor Vehicle Theft	5	1	0
		Stolen Property Offenses	2	2	0
		Crimes Against Society			
		Drug/Narcotic Violations	12	5	0
		Drug Equipment Violations	0	0	0
		Betting/Wagering	0	0	0
		Operating/Promoting/Assisting Gambling	0	0	0
		Gambling Equipment Violations	0	0	0
		Sports Tampering	0	0	0
		Pornography/Obscene Material	2	0	0
		Prostitution	0	0	0
		Assisting or Promoting Prostitution	0	0	0
		Purchasing Prostitution	0	0	0
		Weapon Law Violations	4	0	0
		Animal Cruelty	0	0	0
		Total Group A Offenses	49	13	0
Group B Arrests					
Offense	Adult	Juvenile			
Bad Checks	0	0			
Curfew/Loitering/Vagrancy Violations	0	0			
Disorderly Conduct	0	0			
Driving Under the Influence	5	0			
Drunkenness	2	0			
Family Offenses (Nonviolent)	0	0			
Liquor Law Violations	0	0			
Peeping Tom	0	0			
Runaway	0	0			
Trespass of Real Property	0	0			
All Other Offenses	3	0			
Total Group B	10	0			

(*) Offenses are counted using the FBI Units of Count for Crime

(**) The 'Arrests' column shows arrests made for incidents during the selected period, regardless of arrest date. Arrest counts for the same period may change over time.

State Police - Lexington - VA081S200 - NIBRS Agency Crime Overview - 2019

2019 Population Estimate	N/A	Offenses (*)		Arrests (**)		
		Reported	Adult	Juvenile		
Law Enforcement Employees		Group A Offenses				
		Crimes Against Persons				
Sworn Male	0	Murder and Nonnegligent Manslaughter	0	0	0	
Sworn Female	0	Negligent Manslaughter	0	0	0	
Civilian Male	0	Kidnapping/Abduction	0	0	0	
Civilian Female	0	Forcible Rape	0	0	0	
Total:	0	Forcible Sodomy	0	0	0	
		Sexual Assault With An Object	0	0	0	
		Forcible Fondling	0	0	0	
Offense Overview		Incest	0	0	0	
Incident Total	1	Statutory Rape	0	0	0	
Offense Total	1	Aggravated Assault	0	0	0	
Group A Crimes per 100,000 population	N/A	Simple Assault	0	0	0	
		Intimidation	0	0	0	
		Human Trafficking, Commercial Sex Acts	0	0	0	
		Human Trafficking, Involuntary Servitude	0	0	0	
Arrest Overview		Crimes Against Property				
Total Arrests	0	Arson	0	0	0	
Adult Arrests	0	Bribery	0	0	0	
Juvenile Arrests	0	Burglary/Breaking & Entering	0	0	0	
Unknown Age	0	Counterfeiting/Forgery	0	0	0	
Arrests per 100,000 population	N/A	Destruction/Damage/Vandalism of Property	0	0	0	
		Embezzlement	0	0	0	
		Extortion/Blackmail	0	0	0	
		False Pretenses/Swindle/Confidence Game	1	0	0	
		Credit Card/Automatic Teller Fraud	0	0	0	
		Impersonation	0	0	0	
		Welfare Fraud	0	0	0	
		Wire Fraud	0	0	0	
		Identity Theft	0	0	0	
		Hacking/Computer Invasion	0	0	0	
		Robbery	0	0	0	
		Pocket-picking	0	0	0	
		Purse-snatching	0	0	0	
		Shoplifting	0	0	0	
		Theft From Building	0	0	0	
		Theft From Coin Operated Machine or Device	0	0	0	
		Theft From Motor Vehicle	0	0	0	
		Theft of Motor Vehicle Parts/Accessories	0	0	0	
		All Other Larceny	0	0	0	
		Motor Vehicle Theft	0	0	0	
		Stolen Property Offenses	0	0	0	
		Crimes Against Society				
		Drug/Narcotic Violations	0	0	0	
		Drug Equipment Violations	0	0	0	
		Betting/Wagering	0	0	0	
		Operating/Promoting/Assisting Gambling	0	0	0	
		Gambling Equipment Violations	0	0	0	
		Sports Tampering	0	0	0	
		Pornography/Obscene Material	0	0	0	
		Prostitution	0	0	0	
		Assisting or Promoting Prostitution	0	0	0	
		Purchasing Prostitution	0	0	0	
		Weapon Law Violations	0	0	0	
		Animal Cruelty	0	0	0	
		Total Group A Offenses	1	0	0	

(*) Offenses are counted using the FBI Units of Count for Crime

(**) The 'Arrests' column shows arrests made for incidents during the selected period, regardless of arrest date. Arrest counts for the same period may change over time.

State Police - Loudoun CO - VA053SP00 - NIBRS Agency Crime Overview - 2019

2019 Population Estimate	N/A	Offenses (*)		Arrests (**)	
		Group A Offenses	Reported	Adult	Juvenile
Law Enforcement Employees		Crimes Against Persons			
Sworn Male	0	Murder and Nonnegligent Manslaughter	0	0	0
Sworn Female	0	Negligent Manslaughter	0	0	0
Civilian Male	0	Kidnapping/Abduction	0	0	0
Civilian Female	0	Forcible Rape	0	0	0
Total:	0	Forcible Sodomy	0	0	0
		Sexual Assault With An Object	0	0	0
		Forcible Fondling	0	0	0
Offense Overview		Incest	0	0	0
Incident Total	66	Statutory Rape	0	0	0
Offense Total	70	Aggravated Assault	1	0	0
Group A Crimes per 100,000 population	N/A	Simple Assault	1	0	0
		Intimidation	0	0	0
		Human Trafficking, Commercial Sex Acts	0	0	0
		Human Trafficking, Involuntary Servitude	0	0	0
Arrest Overview		Crimes Against Property			
Total Arrests	100	Arson	0	0	0
Adult Arrests	98	Bribery	0	0	0
Juvenile Arrests	1	Burglary/Breaking & Entering	1	0	0
Unknown Age	1	Counterfeiting/Forgery	2	1	0
Arrests per 100,000 population	N/A	Destruction/Damage/Vandalism of Property	2	1	0
		Embezzlement	0	0	0
		Extortion/Blackmail	0	0	0
		False Pretenses/Swindle/Confidence Game	21	2	0
		Credit Card/Automatic Teller Fraud	0	0	0
		Impersonation	1	0	0
		Welfare Fraud	0	0	0
		Wire Fraud	0	0	0
		Identity Theft	1	0	0
		Hacking/Computer Invasion	0	0	0
		Robbery	0	0	0
		Pocket-picking	0	0	0
		Purse-snatching	0	0	0
		Shoplifting	0	0	0
		Theft From Building	0	0	0
		Theft From Coin Operated Machine or Device	0	0	0
		Theft From Motor Vehicle	0	0	0
		Theft of Motor Vehicle Parts/Accessories	0	0	0
		All Other Larceny	1	0	0
		Motor Vehicle Theft	0	0	0
		Stolen Property Offenses	0	0	0
		Crimes Against Society			
		Drug/Narcotic Violations	33	20	0
		Drug Equipment Violations	1	0	0
		Betting/Wagering	0	0	0
		Operating/Promoting/Assisting Gambling	0	0	0
		Gambling Equipment Violations	0	0	0
		Sports Tampering	0	0	0
		Pornography/Obscene Material	1	1	0
		Prostitution	0	0	0
		Assisting or Promoting Prostitution	0	0	0
		Purchasing Prostitution	0	0	0
		Weapon Law Violations	4	1	0
		Animal Cruelty	0	0	0
		Total Group A Offenses	70	26	0
Group B Arrests					
Offense	Adult	Juvenile			
Bad Checks	0	0			
Curfew/Loitering/Vagrancy Violations	0	0			
Disorderly Conduct	0	0			
Driving Under the Influence	61	1			
Drunkenness	3	0			
Family Offenses (Nonviolent)	0	0			
Liquor Law Violations	0	0			
Peeping Tom	0	0			
Runaway	0	0			
Trespass of Real Property	0	0			
All Other Offenses	8	0			
Total Group B	72	1			

(*) Offenses are counted using the FBI Units of Count for Crime

(**) The 'Arrests' column shows arrests made for incidents during the selected period, regardless of arrest date. Arrest counts for the same period may change over time.

State Police - Louisa CO - VA054SP00 - NIBRS Agency Crime Overview - 2019

2019 Population Estimate	N/A	Offenses (*)		Arrests (**)	
		Group A Offenses	Reported	Adult	Juvenile
Law Enforcement Employees		Crimes Against Persons			
Sworn Male	0	Murder and Nonnegligent Manslaughter	0	0	0
Sworn Female	0	Negligent Manslaughter	0	0	0
Civilian Male	0	Kidnapping/Abduction	0	0	0
Civilian Female	0	Forcible Rape	0	0	0
Total:	0	Forcible Sodomy	0	0	0
		Sexual Assault With An Object	0	0	0
		Forcible Fondling	0	0	0
Offense Overview		Incest	0	0	0
Incident Total	20	Statutory Rape	0	0	0
Offense Total	22	Aggravated Assault	0	0	0
Group A Crimes per 100,000 population	N/A	Simple Assault	4	2	0
		Intimidation	0	0	0
		Human Trafficking, Commercial Sex Acts	0	0	0
		Human Trafficking, Involuntary Servitude	0	0	0
Arrest Overview		Crimes Against Property			
Total Arrests	24	Arson	0	0	0
Adult Arrests	24	Bribery	0	0	0
Juvenile Arrests	0	Burglary/Breaking & Entering	0	0	0
Unknown Age	0	Counterfeiting/Forgery	1	1	0
Arrests per 100,000 population	N/A	Destruction/Damage/Vandalism of Property	1	0	0
		Embezzlement	1	0	0
		Extortion/Blackmail	0	0	0
		False Pretenses/Swindle/Confidence Game	0	0	0
		Credit Card/Automatic Teller Fraud	0	0	0
		Impersonation	0	0	0
		Welfare Fraud	0	0	0
		Wire Fraud	0	0	0
		Identity Theft	0	0	0
		Hacking/Computer Invasion	0	0	0
		Robbery	0	0	0
		Pocket-picking	0	0	0
		Purse-snatching	0	0	0
		Shoplifting	0	0	0
		Theft From Building	0	0	0
		Theft From Coin Operated Machine or Device	0	0	0
		Theft From Motor Vehicle	0	0	0
		Theft of Motor Vehicle Parts/Accessories	0	0	0
		All Other Larceny	2	0	0
		Motor Vehicle Theft	0	0	0
		Stolen Property Offenses	0	0	0
		Crimes Against Society			
		Drug/Narcotic Violations	11	9	0
		Drug Equipment Violations	2	0	0
		Betting/Wagering	0	0	0
		Operating/Promoting/Assisting Gambling	0	0	0
		Gambling Equipment Violations	0	0	0
		Sports Tampering	0	0	0
		Pornography/Obscene Material	0	0	0
		Prostitution	0	0	0
		Assisting or Promoting Prostitution	0	0	0
		Purchasing Prostitution	0	0	0
		Weapon Law Violations	0	0	0
		Animal Cruelty	0	0	0
		Total Group A Offenses	22	12	0
Group B Arrests					
Offense	Adult	Juvenile			
Bad Checks	0	0			
Curfew/Loitering/Vagrancy Violations	0	0			
Disorderly Conduct	0	0			
Driving Under the Influence	9	0			
Drunkenness	1	0			
Family Offenses (Nonviolent)	0	0			
Liquor Law Violations	0	0			
Peeping Tom	0	0			
Runaway	0	0			
Trespass of Real Property	1	0			
All Other Offenses	1	0			
Total Group B	12	0			

(*) Offenses are counted using the FBI Units of Count for Crime

(**) The 'Arrests' column shows arrests made for incidents during the selected period, regardless of arrest date. Arrest counts for the same period may change over time.

State Police - Lunenburg CO - VA055SP00 - NIBRS Agency Crime Overview - 2019

2019 Population Estimate	N/A	Offenses (*)			Arrests (**)	
		Group A Offenses	Reported	Adult	Juvenile	
Law Enforcement Employees		Crimes Against Persons				
Sworn Male	0	Murder and Nonnegligent Manslaughter	0	0	0	0
Sworn Female	0	Negligent Manslaughter	1	0	0	0
Civilian Male	0	Kidnapping/Abduction	0	0	0	0
Civilian Female	0	Forcible Rape	0	0	0	0
Total:	0	Forcible Sodomy	0	0	0	0
		Sexual Assault With An Object	0	0	0	0
		Forcible Fondling	0	0	0	0
Offense Overview		Incest	0	0	0	0
Incident Total	103	Statutory Rape	0	0	0	0
Offense Total	108	Aggravated Assault	6	2	0	0
Group A Crimes per 100,000 population	N/A	Simple Assault	1	1	0	0
		Intimidation	0	0	0	0
		Human Trafficking, Commercial Sex Acts	0	0	0	0
		Human Trafficking, Involuntary Servitude	0	0	0	0
Arrest Overview		Crimes Against Property				
Total Arrests	31	Arson	0	0	0	0
Adult Arrests	30	Bribery	0	0	0	0
Juvenile Arrests	1	Burglary/Breaking & Entering	0	0	0	0
Unknown Age	0	Counterfeiting/Forgery	0	0	0	0
Arrests per 100,000 population	N/A	Destruction/Damage/Vandalism of Property	4	2	1	1
		Embezzlement	0	0	0	0
		Extortion/Blackmail	0	0	0	0
		False Pretenses/Swindle/Confidence Game	0	0	0	0
		Credit Card/Automatic Teller Fraud	0	0	0	0
		Impersonation	0	0	0	0
		Welfare Fraud	0	0	0	0
		Wire Fraud	0	0	0	0
		Identity Theft	0	0	0	0
		Hacking/Computer Invasion	0	0	0	0
		Robbery	0	0	0	0
		Pocket-picking	0	0	0	0
		Purse-snatching	0	0	0	0
		Shoplifting	0	0	0	0
		Theft From Building	0	0	0	0
		Theft From Coin Operated Machine or Device	0	0	0	0
		Theft From Motor Vehicle	0	0	0	0
		Theft of Motor Vehicle Parts/Accessories	0	0	0	0
		All Other Larceny	1	0	0	0
		Motor Vehicle Theft	0	0	0	0
		Stolen Property Offenses	0	0	0	0
		Crimes Against Society				
		Drug/Narcotic Violations	88	9	0	0
		Drug Equipment Violations	0	0	0	0
		Betting/Wagering	0	0	0	0
		Operating/Promoting/Assisting Gambling	0	0	0	0
		Gambling Equipment Violations	0	0	0	0
		Sports Tampering	0	0	0	0
		Pornography/Obscene Material	0	0	0	0
		Prostitution	0	0	0	0
		Assisting or Promoting Prostitution	0	0	0	0
		Purchasing Prostitution	0	0	0	0
		Weapon Law Violations	7	1	0	0
		Animal Cruelty	0	0	0	0
		Total Group A Offenses	108	15	1	1
Group B Arrests						
Offense	Adult	Juvenile				
Bad Checks	0	0				
Curfew/Loitering/Vagrancy Violations	0	0				
Disorderly Conduct	0	0				
Driving Under the Influence	13	0				
Drunkenness	0	0				
Family Offenses (Nonviolent)	0	0				
Liquor Law Violations	1	0				
Peeping Tom	0	0				
Runaway	0	0				
Trespass of Real Property	0	0				
All Other Offenses	1	0				
Total Group B	15	0				

(*) Offenses are counted using the FBI Units of Count for Crime

(**) The 'Arrests' column shows arrests made for incidents during the selected period, regardless of arrest date. Arrest counts for the same period may change over time.

State Police - Lynchburg - VA114SP00 - NIBRS Agency Crime Overview - 2019

2019 Population Estimate	N/A	Offenses (*)			Arrests (**)	
		Group A Offenses	Reported	Adult	Juvenile	
Law Enforcement Employees		Crimes Against Persons				
Sworn Male	0	Murder and Nonnegligent Manslaughter	0	0	0	0
Sworn Female	0	Negligent Manslaughter	0	0	0	0
Civilian Male	0	Kidnapping/Abduction	0	0	0	0
Civilian Female	0	Forcible Rape	0	0	0	0
Total:	0	Forcible Sodomy	0	0	0	0
		Sexual Assault With An Object	0	0	0	0
		Forcible Fondling	0	0	0	0
Offense Overview		Incest	0	0	0	0
Incident Total	80	Statutory Rape	0	0	0	0
Offense Total	81	Aggravated Assault	0	0	0	0
Group A Crimes per 100,000 population	N/A	Simple Assault	1	0	0	0
		Intimidation	0	0	0	0
		Human Trafficking, Commercial Sex Acts	0	0	0	0
		Human Trafficking, Involuntary Servitude	0	0	0	0
Arrest Overview		Crimes Against Property				
Total Arrests	14	Arson	0	0	0	0
Adult Arrests	14	Bribery	0	0	0	0
Juvenile Arrests	0	Burglary/Breaking & Entering	0	0	0	0
Unknown Age	0	Counterfeiting/Forgery	1	1	0	0
Arrests per 100,000 population	N/A	Destruction/Damage/Vandalism of Property	0	0	0	0
		Embezzlement	1	0	0	0
		Extortion/Blackmail	0	0	0	0
		False Pretenses/Swindle/Confidence Game	34	3	0	0
		Credit Card/Automatic Teller Fraud	0	0	0	0
		Impersonation	0	0	0	0
		Welfare Fraud	0	0	0	0
		Wire Fraud	0	0	0	0
		Identity Theft	0	0	0	0
		Hacking/Computer Invasion	0	0	0	0
		Robbery	0	0	0	0
		Pocket-picking	0	0	0	0
		Purse-snatching	0	0	0	0
		Shoplifting	0	0	0	0
		Theft From Building	0	0	0	0
		Theft From Coin Operated Machine or Device	0	0	0	0
		Theft From Motor Vehicle	0	0	0	0
		Theft of Motor Vehicle Parts/Accessories	0	0	0	0
		All Other Larceny	0	0	0	0
		Motor Vehicle Theft	0	0	0	0
		Stolen Property Offenses	0	0	0	0
		Crimes Against Society				
		Drug/Narcotic Violations	41	5	0	0
		Drug Equipment Violations	0	0	0	0
		Betting/Wagering	0	0	0	0
		Operating/Promoting/Assisting Gambling	0	0	0	0
		Gambling Equipment Violations	0	0	0	0
		Sports Tampering	0	0	0	0
		Pornography/Obscene Material	0	0	0	0
		Prostitution	0	0	0	0
		Assisting or Promoting Prostitution	0	0	0	0
		Purchasing Prostitution	0	0	0	0
		Weapon Law Violations	3	0	0	0
		Animal Cruelty	0	0	0	0
		Total Group A Offenses	81	9	0	0
Group B Arrests						
Offense	Adult	Juvenile				
Bad Checks	0	0				
Curfew/Loitering/Vagrancy Violations	0	0				
Disorderly Conduct	0	0				
Driving Under the Influence	0	0				
Drunkenness	0	0				
Family Offenses (Nonviolent)	0	0				
Liquor Law Violations	0	0				
Peeping Tom	0	0				
Runaway	0	0				
Trespass of Real Property	0	0				
All Other Offenses	5	0				
Total Group B	5	0				

(*) Offenses are counted using the FBI Units of Count for Crime

(**) The 'Arrests' column shows arrests made for incidents during the selected period, regardless of arrest date. Arrest counts for the same period may change over time.

State Police - Madison CO - VA056SP00 - NIBRS Agency Crime Overview - 2019

2019 Population Estimate	N/A	Offenses (*)		Arrests (**)	
		Group A Offenses	Reported	Adult	Juvenile
Law Enforcement Employees		Crimes Against Persons			
Sworn Male	0	Murder and Nonnegligent Manslaughter	0	0	0
Sworn Female	0	Negligent Manslaughter	0	0	0
Civilian Male	0	Kidnapping/Abduction	0	0	0
Civilian Female	0	Forcible Rape	0	0	0
Total:	0	Forcible Sodomy	0	0	0
		Sexual Assault With An Object	0	0	0
		Forcible Fondling	0	0	0
Offense Overview		Incest	0	0	0
Incident Total	12	Statutory Rape	0	0	0
Offense Total	13	Aggravated Assault	2	1	0
Group A Crimes per 100,000 population	N/A	Simple Assault	0	0	0
		Intimidation	0	0	0
		Human Trafficking, Commercial Sex Acts	0	0	0
		Human Trafficking, Involuntary Servitude	0	0	0
Arrest Overview		Crimes Against Property			
Total Arrests	19	Arson	0	0	0
Adult Arrests	18	Bribery	0	0	0
Juvenile Arrests	0	Burglary/Breaking & Entering	0	0	0
Unknown Age	1	Counterfeiting/Forgery	0	0	0
Arrests per 100,000 population	N/A	Destruction/Damage/Vandalism of Property	0	0	0
		Embezzlement	0	0	0
		Extortion/Blackmail	0	0	0
		False Pretenses/Swindle/Confidence Game	2	0	0
		Credit Card/Automatic Teller Fraud	0	0	0
		Impersonation	0	0	0
		Welfare Fraud	0	0	0
		Wire Fraud	0	0	0
		Identity Theft	0	0	0
		Hacking/Computer Invasion	0	0	0
		Robbery	0	0	0
		Pocket-picking	0	0	0
		Purse-snatching	0	0	0
		Shoplifting	0	0	0
		Theft From Building	0	0	0
		Theft From Coin Operated Machine or Device	0	0	0
		Theft From Motor Vehicle	0	0	0
		Theft of Motor Vehicle Parts/Accessories	0	0	0
		All Other Larceny	0	0	0
		Motor Vehicle Theft	0	0	0
		Stolen Property Offenses	0	0	0
		Crimes Against Society			
		Drug/Narcotic Violations	7	9	0
		Drug Equipment Violations	0	0	0
		Betting/Wagering	0	0	0
		Operating/Promoting/Assisting Gambling	0	0	0
		Gambling Equipment Violations	0	0	0
		Sports Tampering	0	0	0
		Pornography/Obscene Material	1	0	0
		Prostitution	0	0	0
		Assisting or Promoting Prostitution	0	0	0
		Purchasing Prostitution	0	0	0
		Weapon Law Violations	0	0	0
		Animal Cruelty	1	0	0
		Total Group A Offenses	13	10	0

Group B Arrests	Adult	Juvenile
Bad Checks	0	0
Curfew/Loitering/Vagrancy Violations	0	0
Disorderly Conduct	0	0
Driving Under the Influence	7	0
Drunkenness	0	0
Family Offenses (Nonviolent)	0	0
Liquor Law Violations	0	0
Peeping Tom	0	0
Runaway	0	0
Trespass of Real Property	0	0
All Other Offenses	1	0
Total Group B	8	0

(*) Offenses are counted using the FBI Units of Count for Crime

(**) The 'Arrests' column shows arrests made for incidents during the selected period, regardless of arrest date. Arrest counts for the same period may change over time.

State Police - Manassas - VA075S100 - NIBRS Agency Crime Overview - 2019

2019 Population Estimate	N/A	Offenses (*)		Arrests (**)	
		Group A Offenses	Reported	Adult	Juvenile
Law Enforcement Employees		Crimes Against Persons			
Sworn Male	0	Murder and Nonnegligent Manslaughter	0	0	0
Sworn Female	0	Negligent Manslaughter	0	0	0
Civilian Male	0	Kidnapping/Abduction	0	0	0
Civilian Female	0	Forcible Rape	0	0	0
Total:	0	Forcible Sodomy	0	0	0
		Sexual Assault With An Object	0	0	0
		Forcible Fondling	0	0	0
Offense Overview		Incest	0	0	0
Incident Total	8	Statutory Rape	0	0	0
Offense Total	8	Aggravated Assault	0	0	0
Group A Crimes per 100,000 population	N/A	Simple Assault	0	0	0
		Intimidation	0	0	0
		Human Trafficking, Commercial Sex Acts	0	0	0
		Human Trafficking, Involuntary Servitude	0	0	0
Arrest Overview		Crimes Against Property			
Total Arrests	0	Arson	0	0	0
Adult Arrests	0	Bribery	0	0	0
Juvenile Arrests	0	Burglary/Breaking & Entering	0	0	0
Unknown Age	0	Counterfeiting/Forgery	0	0	0
Arrests per 100,000 population	N/A	Destruction/Damage/Vandalism of Property	0	0	0
		Embezzlement	0	0	0
		Extortion/Blackmail	0	0	0
		False Pretenses/Swindle/Confidence Game	5	0	0
		Credit Card/Automatic Teller Fraud	0	0	0
		Impersonation	0	0	0
		Welfare Fraud	0	0	0
		Wire Fraud	0	0	0
		Identity Theft	0	0	0
		Hacking/Computer Invasion	0	0	0
		Robbery	0	0	0
		Pocket-picking	0	0	0
		Purse-snatching	0	0	0
		Shoplifting	0	0	0
		Theft From Building	0	0	0
		Theft From Coin Operated Machine or Device	0	0	0
		Theft From Motor Vehicle	0	0	0
		Theft of Motor Vehicle Parts/Accessories	0	0	0
		All Other Larceny	0	0	0
		Motor Vehicle Theft	0	0	0
		Stolen Property Offenses	0	0	0
		Crimes Against Society			
		Drug/Narcotic Violations	1	0	0
		Drug Equipment Violations	0	0	0
		Betting/Wagering	0	0	0
		Operating/Promoting/Assisting Gambling	0	0	0
		Gambling Equipment Violations	0	0	0
		Sports Tampering	0	0	0
		Pornography/Obscene Material	2	0	0
		Prostitution	0	0	0
		Assisting or Promoting Prostitution	0	0	0
		Purchasing Prostitution	0	0	0
		Weapon Law Violations	0	0	0
		Animal Cruelty	0	0	0
		Total Group A Offenses	8	0	0

Group B Arrests	Adult	Juvenile
Bad Checks	0	0
Curfew/Loitering/Vagrancy Violations	0	0
Disorderly Conduct	0	0
Driving Under the Influence	0	0
Drunkenness	0	0
Family Offenses (Nonviolent)	0	0
Liquor Law Violations	0	0
Peeping Tom	0	0
Runaway	0	0
Trespass of Real Property	0	0
All Other Offenses	0	0
Total Group B	0	0

(*) Offenses are counted using the FBI Units of Count for Crime

(**) The 'Arrests' column shows arrests made for incidents during the selected period, regardless of arrest date. Arrest counts for the same period may change over time.

State Police - Manassas Park - VA075S200 - NIBRS Agency Crime Overview - 2019

2019 Population Estimate	N/A	Offenses (*)		Arrests (**)		
		Reported	Adult	Juvenile		
Law Enforcement Employees		Group A Offenses				
		Crimes Against Persons				
Sworn Male	0	Murder and Nonnegligent Manslaughter	0	0	0	
Sworn Female	0	Negligent Manslaughter	0	0	0	
Civilian Male	0	Kidnapping/Abduction	0	0	0	
Civilian Female	0	Forcible Rape	0	0	0	
Total:	0	Forcible Sodomy	0	0	0	
		Sexual Assault With An Object	0	0	0	
		Forcible Fondling	0	0	0	
Offense Overview		Incest	0	0	0	
Incident Total	0	Statutory Rape	0	0	0	
Offense Total	0	Aggravated Assault	0	0	0	
Group A Crimes per 100,000 population	N/A	Simple Assault	0	0	0	
		Intimidation	0	0	0	
		Human Trafficking, Commercial Sex Acts	0	0	0	
		Human Trafficking, Involuntary Servitude	0	0	0	
Arrest Overview		Crimes Against Property				
Total Arrests	0	Arson	0	0	0	
Adult Arrests	0	Bribery	0	0	0	
Juvenile Arrests	0	Burglary/Breaking & Entering	0	0	0	
Unknown Age	0	Counterfeiting/Forgery	0	0	0	
Arrests per 100,000 population	N/A	Destruction/Damage/Vandalism of Property	0	0	0	
		Embezzlement	0	0	0	
		Extortion/Blackmail	0	0	0	
		False Pretenses/Swindle/Confidence Game	0	0	0	
		Credit Card/Automatic Teller Fraud	0	0	0	
		Impersonation	0	0	0	
		Welfare Fraud	0	0	0	
		Wire Fraud	0	0	0	
		Identity Theft	0	0	0	
		Hacking/Computer Invasion	0	0	0	
		Robbery	0	0	0	
		Pocket-picking	0	0	0	
		Purse-snatching	0	0	0	
		Shoplifting	0	0	0	
		Theft From Building	0	0	0	
		Theft From Coin Operated Machine or Device	0	0	0	
		Theft From Motor Vehicle	0	0	0	
		Theft of Motor Vehicle Parts/Accessories	0	0	0	
		All Other Larceny	0	0	0	
		Motor Vehicle Theft	0	0	0	
		Stolen Property Offenses	0	0	0	
		Crimes Against Society				
		Drug/Narcotic Violations	0	0	0	
		Drug Equipment Violations	0	0	0	
		Betting/Wagering	0	0	0	
		Operating/Promoting/Assisting Gambling	0	0	0	
		Gambling Equipment Violations	0	0	0	
		Sports Tampering	0	0	0	
		Pornography/Obscene Material	0	0	0	
		Prostitution	0	0	0	
		Assisting or Promoting Prostitution	0	0	0	
		Purchasing Prostitution	0	0	0	
		Weapon Law Violations	0	0	0	
		Animal Cruelty	0	0	0	
		Total Group A Offenses	0	0	0	

(*) Offenses are counted using the FBI Units of Count for Crime

(**) The 'Arrests' column shows arrests made for incidents during the selected period, regardless of arrest date. Arrest counts for the same period may change over time.

State Police - Martinsville - VA115SP00 - NIBRS Agency Crime Overview - 2019

2019 Population Estimate	N/A	Offenses (*)		Arrests (**)	
		Group A Offenses	Reported	Adult	Juvenile
Law Enforcement Employees		Crimes Against Persons			
Sworn Male	0	Murder and Nonnegligent Manslaughter	0	0	0
Sworn Female	0	Negligent Manslaughter	0	0	0
Civilian Male	0	Kidnapping/Abduction	0	0	0
Civilian Female	0	Forcible Rape	0	0	0
Total:	0	Forcible Sodomy	0	0	0
		Sexual Assault With An Object	0	0	0
		Forcible Fondling	0	0	0
Offense Overview		Incest	0	0	0
Incident Total	18	Statutory Rape	0	0	0
Offense Total	18	Aggravated Assault	0	0	0
Group A Crimes per 100,000 population	N/A	Simple Assault	1	1	0
		Intimidation	0	0	0
		Human Trafficking, Commercial Sex Acts	0	0	0
		Human Trafficking, Involuntary Servitude	0	0	0
Arrest Overview		Crimes Against Property			
Total Arrests	3	Arson	0	0	0
Adult Arrests	3	Bribery	0	0	0
Juvenile Arrests	0	Burglary/Breaking & Entering	0	0	0
Unknown Age	0	Counterfeiting/Forgery	1	0	0
Arrests per 100,000 population	N/A	Destruction/Damage/Vandalism of Property	0	0	0
		Embezzlement	0	0	0
		Extortion/Blackmail	0	0	0
		False Pretenses/Swindle/Confidence Game	6	1	0
		Credit Card/Automatic Teller Fraud	0	0	0
		Impersonation	0	0	0
		Welfare Fraud	0	0	0
		Wire Fraud	0	0	0
		Identity Theft	0	0	0
		Hacking/Computer Invasion	0	0	0
		Robbery	0	0	0
		Pocket-picking	0	0	0
		Purse-snatching	0	0	0
		Shoplifting	0	0	0
		Theft From Building	0	0	0
		Theft From Coin Operated Machine or Device	0	0	0
		Theft From Motor Vehicle	0	0	0
		Theft of Motor Vehicle Parts/Accessories	0	0	0
		All Other Larceny	0	0	0
		Motor Vehicle Theft	1	0	0
		Stolen Property Offenses	0	0	0
		Crimes Against Society			
		Drug/Narcotic Violations	9	0	0
		Drug Equipment Violations	0	0	0
		Betting/Wagering	0	0	0
		Operating/Promoting/Assisting Gambling	0	0	0
		Gambling Equipment Violations	0	0	0
		Sports Tampering	0	0	0
		Pornography/Obscene Material	0	0	0
		Prostitution	0	0	0
		Assisting or Promoting Prostitution	0	0	0
		Purchasing Prostitution	0	0	0
		Weapon Law Violations	0	0	0
		Animal Cruelty	0	0	0
		Total Group A Offenses	18	2	0

Group B Arrests	Adult	Juvenile
Bad Checks	0	0
Curfew/Loitering/Vagrancy Violations	0	0
Disorderly Conduct	0	0
Driving Under the Influence	1	0
Drunkenness	0	0
Family Offenses (Nonviolent)	0	0
Liquor Law Violations	0	0
Peeping Tom	0	0
Runaway	0	0
Trespass of Real Property	0	0
All Other Offenses	0	0
Total Group B	1	0

(*) Offenses are counted using the FBI Units of Count for Crime

(**) The 'Arrests' column shows arrests made for incidents during the selected period, regardless of arrest date. Arrest counts for the same period may change over time.

State Police - Mathews CO - VA057SP00 - NIBRS Agency Crime Overview - 2019

2019 Population Estimate	N/A	Offenses (*)		Arrests (**)	
		Group A Offenses	Reported	Adult	Juvenile
Law Enforcement Employees		Crimes Against Persons			
Sworn Male	0	Murder and Nonnegligent Manslaughter	0	0	0
Sworn Female	0	Negligent Manslaughter	0	0	0
Civilian Male	0	Kidnapping/Abduction	0	0	0
Civilian Female	0	Forcible Rape	0	0	0
Total:	0	Forcible Sodomy	0	0	0
		Sexual Assault With An Object	0	0	0
		Forcible Fondling	0	0	0
Offense Overview		Incest	0	0	0
Incident Total	7	Statutory Rape	0	0	0
Offense Total	7	Aggravated Assault	0	0	0
Group A Crimes per 100,000 population	N/A	Simple Assault	0	0	0
		Intimidation	0	0	0
		Human Trafficking, Commercial Sex Acts	0	0	0
		Human Trafficking, Involuntary Servitude	0	0	0
Arrest Overview		Crimes Against Property			
Total Arrests	8	Arson	0	0	0
Adult Arrests	8	Bribery	0	0	0
Juvenile Arrests	0	Burglary/Breaking & Entering	0	0	0
Unknown Age	0	Counterfeiting/Forgery	1	0	0
Arrests per 100,000 population	N/A	Destruction/Damage/Vandalism of Property	0	0	0
		Embezzlement	0	0	0
		Extortion/Blackmail	0	0	0
		False Pretenses/Swindle/Confidence Game	1	1	0
		Credit Card/Automatic Teller Fraud	0	0	0
		Impersonation	0	0	0
		Welfare Fraud	0	0	0
		Wire Fraud	0	0	0
		Identity Theft	0	0	0
		Hacking/Computer Invasion	0	0	0
		Robbery	0	0	0
		Pocket-picking	0	0	0
		Purse-snatching	0	0	0
		Shoplifting	0	0	0
		Theft From Building	0	0	0
		Theft From Coin Operated Machine or Device	0	0	0
		Theft From Motor Vehicle	0	0	0
		Theft of Motor Vehicle Parts/Accessories	0	0	0
		All Other Larceny	1	0	0
		Motor Vehicle Theft	0	0	0
		Stolen Property Offenses	0	0	0
		Crimes Against Society			
		Drug/Narcotic Violations	4	2	0
		Drug Equipment Violations	0	0	0
		Betting/Wagering	0	0	0
		Operating/Promoting/Assisting Gambling	0	0	0
		Gambling Equipment Violations	0	0	0
		Sports Tampering	0	0	0
		Pornography/Obscene Material	0	0	0
		Prostitution	0	0	0
		Assisting or Promoting Prostitution	0	0	0
		Purchasing Prostitution	0	0	0
		Weapon Law Violations	0	0	0
		Animal Cruelty	0	0	0
		Total Group A Offenses	7	3	0

Group B Arrests	Adult	Juvenile
Bad Checks	0	0
Curfew/Loitering/Vagrancy Violations	0	0
Disorderly Conduct	0	0
Driving Under the Influence	3	0
Drunkenness	0	0
Family Offenses (Nonviolent)	0	0
Liquor Law Violations	0	0
Peeping Tom	0	0
Runaway	0	0
Trespass of Real Property	0	0
All Other Offenses	2	0
Total Group B	5	0

(*) Offenses are counted using the FBI Units of Count for Crime

(**) The 'Arrests' column shows arrests made for incidents during the selected period, regardless of arrest date. Arrest counts for the same period may change over time.

State Police - Mecklenburg CO - VA058SP00 - NIBRS Agency Crime Overview - 2019

2019 Population Estimate	N/A	Offenses (*)		Arrests (**)	
		Group A Offenses	Reported	Adult	Juvenile
Law Enforcement Employees		Crimes Against Persons			
Sworn Male	0	Murder and Nonnegligent Manslaughter	1	0	0
Sworn Female	0	Negligent Manslaughter	0	0	0
Civilian Male	0	Kidnapping/Abduction	0	0	0
Civilian Female	0	Forcible Rape	0	0	0
Total:	0	Forcible Sodomy	0	0	0
		Sexual Assault With An Object	0	0	0
		Forcible Fondling	1	0	0
Offense Overview		Incest	0	0	0
Incident Total	140	Statutory Rape	0	0	0
Offense Total	152	Aggravated Assault	5	0	0
Group A Crimes per 100,000 population	N/A	Simple Assault	1	2	0
		Intimidation	0	0	0
		Human Trafficking, Commercial Sex Acts	0	0	0
		Human Trafficking, Involuntary Servitude	0	0	0
Arrest Overview		Crimes Against Property			
Total Arrests	94	Arson	1	0	0
Adult Arrests	92	Bribery	0	0	0
Juvenile Arrests	1	Burglary/Breaking & Entering	0	0	0
Unknown Age	1	Counterfeiting/Forgery	2	2	0
Arrests per 100,000 population	N/A	Destruction/Damage/Vandalism of Property	0	0	0
		Embezzlement	0	0	0
		Extortion/Blackmail	0	0	0
		False Pretenses/Swindle/Confidence Game	13	3	0
		Credit Card/Automatic Teller Fraud	0	0	0
		Impersonation	1	0	0
		Welfare Fraud	0	0	0
		Wire Fraud	0	0	0
		Identity Theft	2	0	0
		Hacking/Computer Invasion	0	0	0
		Robbery	0	0	0
		Pocket-picking	0	0	0
		Purse-snatching	0	0	0
		Shoplifting	0	0	0
		Theft From Building	0	0	0
		Theft From Coin Operated Machine or Device	0	0	0
		Theft From Motor Vehicle	0	0	0
		Theft of Motor Vehicle Parts/Accessories	0	0	0
		All Other Larceny	4	0	0
		Motor Vehicle Theft	2	0	0
		Stolen Property Offenses	1	0	0
		Crimes Against Society			
		Drug/Narcotic Violations	107	34	0
		Drug Equipment Violations	0	0	0
		Betting/Wagering	0	0	0
		Operating/Promoting/Assisting Gambling	1	0	0
		Gambling Equipment Violations	0	0	0
		Sports Tampering	0	0	0
		Pornography/Obscene Material	0	0	0
		Prostitution	0	0	0
		Assisting or Promoting Prostitution	0	0	0
		Purchasing Prostitution	0	0	0
		Weapon Law Violations	10	1	0
		Animal Cruelty	0	0	0
		Total Group A Offenses	152	42	0
Group B Arrests					
Offense	Adult	Juvenile			
Bad Checks	0	0			
Curfew/Loitering/Vagrancy Violations	0	0			
Disorderly Conduct	0	0			
Driving Under the Influence	36	0			
Drunkenness	5	0			
Family Offenses (Nonviolent)	0	0			
Liquor Law Violations	3	1			
Peeping Tom	0	0			
Runaway	0	0			
Trespass of Real Property	0	0			
All Other Offenses	6	0			
Total Group B	50	1			

(*) Offenses are counted using the FBI Units of Count for Crime

(**) The 'Arrests' column shows arrests made for incidents during the selected period, regardless of arrest date. Arrest counts for the same period may change over time.

State Police - Middlesex CO - VA059SP00 - NIBRS Agency Crime Overview - 2019

2019 Population Estimate	N/A	Offenses (*)		Arrests (**)		
		Reported	Adult	Juvenile		
Law Enforcement Employees		Group A Offenses				
		Crimes Against Persons				
Sworn Male	0	Murder and Nonnegligent Manslaughter	0	0	0	
Sworn Female	0	Negligent Manslaughter	0	0	0	
Civilian Male	0	Kidnapping/Abduction	0	0	0	
Civilian Female	0	Forcible Rape	0	0	0	
Total:	0	Forcible Sodomy	0	0	0	
		Sexual Assault With An Object	0	0	0	
		Forcible Fondling	0	0	0	
Offense Overview		Incest	0	0	0	
Incident Total	12	Statutory Rape	0	0	0	
Offense Total	16	Aggravated Assault	3	2	0	
Group A Crimes per 100,000 population	N/A	Simple Assault	2	0	0	
		Intimidation	0	0	0	
		Human Trafficking, Commercial Sex Acts	0	0	0	
		Human Trafficking, Involuntary Servitude	0	0	0	
Arrest Overview		Crimes Against Property				
Total Arrests	21	Arson	0	0	0	
Adult Arrests	21	Bribery	0	0	0	
Juvenile Arrests	0	Burglary/Breaking & Entering	0	0	0	
Unknown Age	0	Counterfeiting/Forgery	0	0	0	
Arrests per 100,000 population	N/A	Destruction/Damage/Vandalism of Property	0	0	0	
		Embezzlement	0	0	0	
		Extortion/Blackmail	0	0	0	
		False Pretenses/Swindle/Confidence Game	0	0	0	
		Credit Card/Automatic Teller Fraud	0	0	0	
		Impersonation	0	0	0	
		Welfare Fraud	0	0	0	
		Wire Fraud	0	0	0	
		Identity Theft	0	0	0	
		Hacking/Computer Invasion	0	0	0	
		Robbery	0	0	0	
		Pocket-picking	0	0	0	
		Purse-snatching	0	0	0	
		Shoplifting	0	0	0	
		Theft From Building	0	0	0	
		Theft From Coin Operated Machine or Device	0	0	0	
		Theft From Motor Vehicle	0	0	0	
		Theft of Motor Vehicle Parts/Accessories	0	0	0	
		All Other Larceny	1	0	0	
		Motor Vehicle Theft	0	0	0	
		Stolen Property Offenses	0	0	0	
		Crimes Against Society				
		Drug/Narcotic Violations	9	7	0	
		Drug Equipment Violations	0	0	0	
		Betting/Wagering	0	0	0	
		Operating/Promoting/Assisting Gambling	0	0	0	
		Gambling Equipment Violations	0	0	0	
		Sports Tampering	0	0	0	
		Pornography/Obscene Material	0	0	0	
		Prostitution	0	0	0	
		Assisting or Promoting Prostitution	0	0	0	
		Purchasing Prostitution	0	0	0	
		Weapon Law Violations	1	0	0	
		Animal Cruelty	0	0	0	
		Total Group A Offenses	16	9	0	
Group B Arrests						
Offense	Adult	Juvenile				
Bad Checks	0	0				
Curfew/Loitering/Vagrancy Violations	0	0				
Disorderly Conduct	0	0				
Driving Under the Influence	8	0				
Drunkenness	0	0				
Family Offenses (Nonviolent)	0	0				
Liquor Law Violations	0	0				
Peeping Tom	0	0				
Runaway	0	0				
Trespass of Real Property	1	0				
All Other Offenses	3	0				
Total Group B	12	0				

(*) Offenses are counted using the FBI Units of Count for Crime

(**) The 'Arrests' column shows arrests made for incidents during the selected period, regardless of arrest date. Arrest counts for the same period may change over time.

State Police - Montgomery CO - VA060SP00 - NIBRS Agency Crime Overview - 2019

2019 Population Estimate	N/A	Offenses (*)			Arrests (**)	
		Group A Offenses	Reported	Adult	Juvenile	
Law Enforcement Employees		Crimes Against Persons				
Sworn Male	0	Murder and Nonnegligent Manslaughter	0	0	0	0
Sworn Female	0	Negligent Manslaughter	0	0	0	0
Civilian Male	0	Kidnapping/Abduction	1	0	0	0
Civilian Female	0	Forcible Rape	0	0	0	0
Total:	0	Forcible Sodomy	0	0	0	0
		Sexual Assault With An Object	0	0	0	0
		Forcible Fondling	1	0	0	0
Offense Overview		Incest	0	0	0	0
Incident Total	65	Statutory Rape	0	0	0	0
Offense Total	75	Aggravated Assault	2	1	0	0
Group A Crimes per 100,000 population	N/A	Simple Assault	5	2	0	0
		Intimidation	3	0	0	0
		Human Trafficking, Commercial Sex Acts	0	0	0	0
		Human Trafficking, Involuntary Servitude	0	0	0	0
Arrest Overview		Crimes Against Property				
Total Arrests	49	Arson	0	0	0	0
Adult Arrests	47	Bribery	0	0	0	0
Juvenile Arrests	2	Burglary/Breaking & Entering	0	0	0	0
Unknown Age	0	Counterfeiting/Forgery	4	2	0	0
Arrests per 100,000 population	N/A	Destruction/Damage/Vandalism of Property	4	3	0	0
		Embezzlement	0	0	0	0
		Extortion/Blackmail	0	0	0	0
		False Pretenses/Swindle/Confidence Game	26	6	0	0
		Credit Card/Automatic Teller Fraud	0	0	0	0
		Impersonation	1	0	0	0
		Welfare Fraud	0	0	0	0
		Wire Fraud	0	0	0	0
		Identity Theft	1	0	0	0
		Hacking/Computer Invasion	0	0	0	0
		Robbery	0	0	0	0
		Pocket-picking	0	0	0	0
		Purse-snatching	0	0	0	0
		Shoplifting	0	0	0	0
		Theft From Building	0	0	0	0
		Theft From Coin Operated Machine or Device	0	0	0	0
		Theft From Motor Vehicle	0	0	0	0
		Theft of Motor Vehicle Parts/Accessories	0	0	0	0
		All Other Larceny	1	0	0	0
		Motor Vehicle Theft	2	0	0	0
		Stolen Property Offenses	0	0	0	0
		Crimes Against Society				
		Drug/Narcotic Violations	20	13	2	0
		Drug Equipment Violations	1	1	0	0
		Betting/Wagering	0	0	0	0
		Operating/Promoting/Assisting Gambling	0	0	0	0
		Gambling Equipment Violations	0	0	0	0
		Sports Tampering	0	0	0	0
		Pornography/Obscene Material	0	0	0	0
		Prostitution	0	0	0	0
		Assisting or Promoting Prostitution	0	0	0	0
		Purchasing Prostitution	0	0	0	0
		Weapon Law Violations	3	0	0	0
		Animal Cruelty	0	0	0	0
		Total Group A Offenses	75	28	2	0
Group B Arrests						
Offense	Adult	Juvenile				
Bad Checks	0	0				
Curfew/Loitering/Vagrancy Violations	0	0				
Disorderly Conduct	0	0				
Driving Under the Influence	9	0				
Drunkenness	0	0				
Family Offenses (Nonviolent)	0	0				
Liquor Law Violations	0	0				
Peeping Tom	0	0				
Runaway	0	0				
Trespass of Real Property	0	0				
All Other Offenses	10	0				
Total Group B	19	0				

(*) Offenses are counted using the FBI Units of Count for Crime

(**) The 'Arrests' column shows arrests made for incidents during the selected period, regardless of arrest date. Arrest counts for the same period may change over time.

State Police - Nelson CO - VA062SP00 - NIBRS Agency Crime Overview - 2019

2019 Population Estimate	N/A	Offenses (*)		Arrests (**)	
		Group A Offenses	Reported	Adult	Juvenile
Law Enforcement Employees		Crimes Against Persons			
Sworn Male	0	Murder and Nonnegligent Manslaughter	1	0	0
Sworn Female	0	Negligent Manslaughter	0	0	0
Civilian Male	0	Kidnapping/Abduction	0	0	0
Civilian Female	0	Forcible Rape	0	0	0
Total:	0	Forcible Sodomy	0	0	0
		Sexual Assault With An Object	0	0	0
		Forcible Fondling	0	0	0
Offense Overview		Incest	0	0	0
Incident Total	24	Statutory Rape	0	0	0
Offense Total	34	Aggravated Assault	6	1	0
Group A Crimes per 100,000 population	N/A	Simple Assault	7	1	0
		Intimidation	0	0	0
		Human Trafficking, Commercial Sex Acts	0	0	0
		Human Trafficking, Involuntary Servitude	0	0	0
Arrest Overview		Crimes Against Property			
Total Arrests	37	Arson	1	2	1
Adult Arrests	36	Bribery	0	0	0
Juvenile Arrests	1	Burglary/Breaking & Entering	0	0	0
Unknown Age	0	Counterfeiting/Forgery	0	0	0
Arrests per 100,000 population	N/A	Destruction/Damage/Vandalism of Property	1	0	0
		Embezzlement	1	0	0
		Extortion/Blackmail	0	0	0
		False Pretenses/Swindle/Confidence Game	1	0	0
		Credit Card/Automatic Teller Fraud	0	0	0
		Impersonation	0	0	0
		Welfare Fraud	0	0	0
		Wire Fraud	0	0	0
		Identity Theft	1	0	0
		Hacking/Computer Invasion	0	0	0
		Robbery	0	0	0
		Pocket-picking	0	0	0
		Purse-snatching	0	0	0
		Shoplifting	0	0	0
		Theft From Building	0	0	0
		Theft From Coin Operated Machine or Device	0	0	0
		Theft From Motor Vehicle	0	0	0
		Theft of Motor Vehicle Parts/Accessories	0	0	0
		All Other Larceny	1	1	0
		Motor Vehicle Theft	0	0	0
		Stolen Property Offenses	0	0	0
		Crimes Against Society			
		Drug/Narcotic Violations	13	9	0
		Drug Equipment Violations	0	0	0
		Betting/Wagering	0	0	0
		Operating/Promoting/Assisting Gambling	0	0	0
		Gambling Equipment Violations	0	0	0
		Sports Tampering	0	0	0
		Pornography/Obscene Material	0	0	0
		Prostitution	0	0	0
		Assisting or Promoting Prostitution	0	0	0
		Purchasing Prostitution	0	0	0
		Weapon Law Violations	1	0	0
		Animal Cruelty	0	0	0
		Total Group A Offenses	34	14	1
Group B Arrests					
Offense	Adult	Juvenile			
Bad Checks	0	0			
Curfew/Loitering/Vagrancy Violations	0	0			
Disorderly Conduct	0	0			
Driving Under the Influence	9	0			
Drunkenness	1	0			
Family Offenses (Nonviolent)	0	0			
Liquor Law Violations	0	0			
Peeping Tom	0	0			
Runaway	0	0			
Trespass of Real Property	0	0			
All Other Offenses	12	0			
Total Group B	22	0			

(*) Offenses are counted using the FBI Units of Count for Crime

(**) The 'Arrests' column shows arrests made for incidents during the selected period, regardless of arrest date. Arrest counts for the same period may change over time.

State Police - New Kent CO - VA063SP00 - NIBRS Agency Crime Overview - 2019

2019 Population Estimate	N/A	Offenses (*)		Arrests (**)	
		Group A Offenses	Reported	Adult	Juvenile
Law Enforcement Employees		Crimes Against Persons			
Sworn Male	0	Murder and Nonnegligent Manslaughter	0	0	0
Sworn Female	0	Negligent Manslaughter	0	0	0
Civilian Male	0	Kidnapping/Abduction	4	1	0
Civilian Female	0	Forcible Rape	0	0	0
Total:	0	Forcible Sodomy	0	0	0
		Sexual Assault With An Object	0	0	0
		Forcible Fondling	1	0	0
Offense Overview		Incest	0	0	0
Incident Total	46	Statutory Rape	0	0	0
Offense Total	62	Aggravated Assault	6	3	0
Group A Crimes per 100,000 population	N/A	Simple Assault	1	1	0
		Intimidation	0	0	0
		Human Trafficking, Commercial Sex Acts	0	0	0
		Human Trafficking, Involuntary Servitude	0	0	0
Arrest Overview		Crimes Against Property			
Total Arrests	88	Arson	1	0	0
Adult Arrests	88	Bribery	0	0	0
Juvenile Arrests	0	Burglary/Breaking & Entering	1	0	0
Unknown Age	0	Counterfeiting/Forgery	2	1	0
Arrests per 100,000 population	N/A	Destruction/Damage/Vandalism of Property	2	1	0
		Embezzlement	1	1	0
		Extortion/Blackmail	0	0	0
		False Pretenses/Swindle/Confidence Game	1	0	0
		Credit Card/Automatic Teller Fraud	0	0	0
		Impersonation	3	2	0
		Welfare Fraud	0	0	0
		Wire Fraud	0	0	0
		Identity Theft	1	0	0
		Hacking/Computer Invasion	0	0	0
		Robbery	0	0	0
		Pocket-picking	0	0	0
		Purse-snatching	0	0	0
		Shoplifting	0	0	0
		Theft From Building	0	0	0
		Theft From Coin Operated Machine or Device	0	0	0
		Theft From Motor Vehicle	0	0	0
		Theft of Motor Vehicle Parts/Accessories	0	0	0
		All Other Larceny	4	1	0
		Motor Vehicle Theft	0	0	0
		Stolen Property Offenses	0	0	0
		Crimes Against Society			
		Drug/Narcotic Violations	28	26	0
		Drug Equipment Violations	1	0	0
		Betting/Wagering	0	0	0
		Operating/Promoting/Assisting Gambling	0	0	0
		Gambling Equipment Violations	0	0	0
		Sports Tampering	0	0	0
		Pornography/Obscene Material	0	0	0
		Prostitution	0	0	0
		Assisting or Promoting Prostitution	0	0	0
		Purchasing Prostitution	0	0	0
		Weapon Law Violations	5	0	0
		Animal Cruelty	0	0	0
		Total Group A Offenses	62	37	0
Group B Arrests					
Offense	Adult	Juvenile			
Bad Checks	0	0			
Curfew/Loitering/Vagrancy Violations	0	0			
Disorderly Conduct	0	0			
Driving Under the Influence	46	0			
Drunkenness	0	0			
Family Offenses (Nonviolent)	0	0			
Liquor Law Violations	1	0			
Peeping Tom	0	0			
Runaway	0	0			
Trespass of Real Property	0	0			
All Other Offenses	4	0			
Total Group B	51	0			

(*) Offenses are counted using the FBI Units of Count for Crime

(**) The 'Arrests' column shows arrests made for incidents during the selected period, regardless of arrest date. Arrest counts for the same period may change over time.

State Police - Newport News - VA116SP00 - NIBRS Agency Crime Overview - 2019

2019 Population Estimate	N/A	Offenses (*)		Arrests (**)	
		Group A Offenses	Reported	Adult	Juvenile
Law Enforcement Employees		Crimes Against Persons			
Sworn Male	0	Murder and Nonnegligent Manslaughter	0	0	0
Sworn Female	0	Negligent Manslaughter	0	0	0
Civilian Male	0	Kidnapping/Abduction	0	0	0
Civilian Female	0	Forcible Rape	0	0	0
Total:	0	Forcible Sodomy	0	0	0
		Sexual Assault With An Object	0	0	0
		Forcible Fondling	0	0	0
Offense Overview		Incest	0	0	0
Incident Total	69	Statutory Rape	0	0	0
Offense Total	73	Aggravated Assault	6	2	0
Group A Crimes per 100,000 population	N/A	Simple Assault	2	0	0
		Intimidation	0	0	0
		Human Trafficking, Commercial Sex Acts	0	0	0
		Human Trafficking, Involuntary Servitude	0	0	0
Arrest Overview		Crimes Against Property			
Total Arrests	121	Arson	0	0	0
Adult Arrests	121	Bribery	0	0	0
Juvenile Arrests	0	Burglary/Breaking & Entering	0	0	0
Unknown Age	0	Counterfeiting/Forgery	0	0	0
Arrests per 100,000 population	N/A	Destruction/Damage/Vandalism of Property	2	0	0
		Embezzlement	0	0	0
		Extortion/Blackmail	0	0	0
		False Pretenses/Swindle/Confidence Game	44	16	0
		Credit Card/Automatic Teller Fraud	0	0	0
		Impersonation	0	0	0
		Welfare Fraud	0	0	0
		Wire Fraud	0	0	0
		Identity Theft	0	0	0
		Hacking/Computer Invasion	0	0	0
		Robbery	0	0	0
		Pocket-picking	0	0	0
		Purse-snatching	0	0	0
		Shoplifting	0	0	0
		Theft From Building	0	0	0
		Theft From Coin Operated Machine or Device	0	0	0
		Theft From Motor Vehicle	0	0	0
		Theft of Motor Vehicle Parts/Accessories	0	0	0
		All Other Larceny	1	0	0
		Motor Vehicle Theft	2	1	0
		Stolen Property Offenses	1	1	0
		Crimes Against Society			
		Drug/Narcotic Violations	11	4	0
		Drug Equipment Violations	0	0	0
		Betting/Wagering	0	0	0
		Operating/Promoting/Assisting Gambling	0	0	0
		Gambling Equipment Violations	0	0	0
		Sports Tampering	0	0	0
		Pornography/Obscene Material	1	0	0
		Prostitution	0	0	0
		Assisting or Promoting Prostitution	0	0	0
		Purchasing Prostitution	0	0	0
		Weapon Law Violations	3	2	0
		Animal Cruelty	0	0	0
		Total Group A Offenses	73	26	0
Group B Arrests					
Offense	Adult	Juvenile			
Bad Checks	0	0			
Curfew/Loitering/Vagrancy Violations	0	0			
Disorderly Conduct	0	0			
Driving Under the Influence	25	0			
Drunkenness	0	0			
Family Offenses (Nonviolent)	0	0			
Liquor Law Violations	0	0			
Peeping Tom	0	0			
Runaway	0	0			
Trespass of Real Property	0	0			
All Other Offenses	70	0			
Total Group B	95	0			

(*) Offenses are counted using the FBI Units of Count for Crime

(**) The 'Arrests' column shows arrests made for incidents during the selected period, regardless of arrest date. Arrest counts for the same period may change over time.

State Police - Norfolk - VA117SP00 - NIBRS Agency Crime Overview - 2019

2019 Population Estimate	N/A	Offenses (*)		Arrests (**)	
		Group A Offenses	Reported	Adult	Juvenile
Law Enforcement Employees		Crimes Against Persons			
Sworn Male	0	Murder and Nonnegligent Manslaughter	0	0	0
Sworn Female	0	Negligent Manslaughter	0	0	0
Civilian Male	0	Kidnapping/Abduction	0	0	0
Civilian Female	0	Forcible Rape	0	0	0
Total:	0	Forcible Sodomy	0	0	0
		Sexual Assault With An Object	0	0	0
		Forcible Fondling	0	0	0
Offense Overview		Incest	0	0	0
Incident Total	135	Statutory Rape	0	0	0
Offense Total	190	Aggravated Assault	12	3	0
Group A Crimes per 100,000 population	N/A	Simple Assault	2	2	0
		Intimidation	0	0	0
		Human Trafficking, Commercial Sex Acts	0	0	0
		Human Trafficking, Involuntary Servitude	0	0	0
Arrest Overview		Crimes Against Property			
Total Arrests	200	Arson	0	0	0
Adult Arrests	198	Bribery	0	0	0
Juvenile Arrests	0	Burglary/Breaking & Entering	0	0	0
Unknown Age	2	Counterfeiting/Forgery	1	1	0
Arrests per 100,000 population	N/A	Destruction/Damage/Vandalism of Property	0	0	0
		Embezzlement	0	0	0
		Extortion/Blackmail	0	0	0
		False Pretenses/Swindle/Confidence Game	98	46	0
		Credit Card/Automatic Teller Fraud	0	0	0
		Impersonation	0	0	0
		Welfare Fraud	0	0	0
		Wire Fraud	0	0	0
		Identity Theft	0	0	0
		Hacking/Computer Invasion	0	0	0
		Robbery	0	0	0
		Pocket-picking	0	0	0
		Purse-snatching	0	0	0
		Shoplifting	0	0	0
		Theft From Building	0	0	0
		Theft From Coin Operated Machine or Device	0	0	0
		Theft From Motor Vehicle	0	0	0
		Theft of Motor Vehicle Parts/Accessories	0	0	0
		All Other Larceny	1	0	0
		Motor Vehicle Theft	1	1	0
		Stolen Property Offenses	2	0	0
		Crimes Against Society			
		Drug/Narcotic Violations	19	11	0
		Drug Equipment Violations	1	0	0
		Betting/Wagering	0	0	0
		Operating/Promoting/Assisting Gambling	0	0	0
		Gambling Equipment Violations	0	0	0
		Sports Tampering	0	0	0
		Pornography/Obscene Material	1	0	0
		Prostitution	0	0	0
		Assisting or Promoting Prostitution	0	0	0
		Purchasing Prostitution	0	0	0
		Weapon Law Violations	52	1	0
		Animal Cruelty	0	0	0
		Total Group A Offenses	190	65	0
Group B Arrests					
Offense	Adult	Juvenile			
Bad Checks	0	0			
Curfew/Loitering/Vagrancy Violations	0	0			
Disorderly Conduct	1	0			
Driving Under the Influence	59	0			
Drunkenness	5	0			
Family Offenses (Nonviolent)	0	0			
Liquor Law Violations	0	0			
Peeping Tom	0	0			
Runaway	0	0			
Trespass of Real Property	0	0			
All Other Offenses	68	0			
Total Group B	133	0			

(*) Offenses are counted using the FBI Units of Count for Crime

(**) The 'Arrests' column shows arrests made for incidents during the selected period, regardless of arrest date. Arrest counts for the same period may change over time.

State Police - Northampton CO - VA065SP00 - NIBRS Agency Crime Overview - 2019

2019 Population Estimate	N/A	Offenses (*)		Arrests (**)	
		Group A Offenses	Reported	Adult	Juvenile
Law Enforcement Employees		Crimes Against Persons			
Sworn Male	0	Murder and Nonnegligent Manslaughter	0	0	0
Sworn Female	0	Negligent Manslaughter	0	0	0
Civilian Male	0	Kidnapping/Abduction	0	0	0
Civilian Female	0	Forcible Rape	0	0	0
Total:	0	Forcible Sodomy	0	0	0
		Sexual Assault With An Object	0	0	0
		Forcible Fondling	1	0	0
Offense Overview		Incest	0	0	0
Incident Total	36	Statutory Rape	0	0	0
Offense Total	40	Aggravated Assault	0	0	0
Group A Crimes per 100,000 population	N/A	Simple Assault	2	1	0
		Intimidation	0	0	0
		Human Trafficking, Commercial Sex Acts	0	0	0
		Human Trafficking, Involuntary Servitude	0	0	0
Arrest Overview		Crimes Against Property			
Total Arrests	41	Arson	0	0	0
Adult Arrests	41	Bribery	0	0	0
Juvenile Arrests	0	Burglary/Breaking & Entering	0	0	0
Unknown Age	0	Counterfeiting/Forgery	8	7	0
Arrests per 100,000 population	N/A	Destruction/Damage/Vandalism of Property	1	1	0
		Embezzlement	0	0	0
		Extortion/Blackmail	0	0	0
		False Pretenses/Swindle/Confidence Game	5	1	0
		Credit Card/Automatic Teller Fraud	1	0	0
		Impersonation	0	0	0
		Welfare Fraud	0	0	0
		Wire Fraud	0	0	0
		Identity Theft	0	0	0
		Hacking/Computer Invasion	0	0	0
		Robbery	0	0	0
		Pocket-picking	0	0	0
		Purse-snatching	0	0	0
		Shoplifting	0	0	0
		Theft From Building	0	0	0
		Theft From Coin Operated Machine or Device	0	0	0
		Theft From Motor Vehicle	0	0	0
		Theft of Motor Vehicle Parts/Accessories	0	0	0
		All Other Larceny	1	0	0
		Motor Vehicle Theft	0	0	0
		Stolen Property Offenses	0	0	0
		Crimes Against Society			
		Drug/Narcotic Violations	18	15	0
		Drug Equipment Violations	1	0	0
		Betting/Wagering	0	0	0
		Operating/Promoting/Assisting Gambling	0	0	0
		Gambling Equipment Violations	0	0	0
		Sports Tampering	0	0	0
		Pornography/Obscene Material	0	0	0
		Prostitution	0	0	0
		Assisting or Promoting Prostitution	0	0	0
		Purchasing Prostitution	0	0	0
		Weapon Law Violations	2	0	0
		Animal Cruelty	0	0	0
		Total Group A Offenses	40	25	0
Group B Arrests					
Offense	Adult	Juvenile			
Bad Checks	0	0			
Curfew/Loitering/Vagrancy Violations	0	0			
Disorderly Conduct	0	0			
Driving Under the Influence	13	0			
Drunkenness	0	0			
Family Offenses (Nonviolent)	0	0			
Liquor Law Violations	0	0			
Peeping Tom	0	0			
Runaway	0	0			
Trespass of Real Property	0	0			
All Other Offenses	3	0			
Total Group B	16	0			

(*) Offenses are counted using the FBI Units of Count for Crime

(**) The 'Arrests' column shows arrests made for incidents during the selected period, regardless of arrest date. Arrest counts for the same period may change over time.

State Police - Northumberland CO - VA066SP00 - NIBRS Agency Crime Overview - 2019

2019 Population Estimate	N/A	Offenses (*)			Arrests (**)	
		Group A Offenses	Reported	Adult	Juvenile	
Law Enforcement Employees		Crimes Against Persons				
Sworn Male	0	Murder and Nonnegligent Manslaughter	0	0	0	0
Sworn Female	0	Negligent Manslaughter	0	0	0	0
Civilian Male	0	Kidnapping/Abduction	0	0	0	0
Civilian Female	0	Forcible Rape	0	0	0	0
Total:	0	Forcible Sodomy	0	0	0	0
		Sexual Assault With An Object	0	0	0	0
		Forcible Fondling	0	0	0	0
Offense Overview		Incest	0	0	0	0
Incident Total	13	Statutory Rape	0	0	0	0
Offense Total	13	Aggravated Assault	1	1	0	0
Group A Crimes per 100,000 population	N/A	Simple Assault	0	0	0	0
		Intimidation	0	0	0	0
		Human Trafficking, Commercial Sex Acts	0	0	0	0
		Human Trafficking, Involuntary Servitude	0	0	0	0
Arrest Overview		Crimes Against Property				
Total Arrests	22	Arson	0	0	0	0
Adult Arrests	21	Bribery	0	0	0	0
Juvenile Arrests	1	Burglary/Breaking & Entering	0	0	0	0
Unknown Age	0	Counterfeiting/Forgery	0	0	0	0
Arrests per 100,000 population	N/A	Destruction/Damage/Vandalism of Property	0	0	0	0
		Embezzlement	0	0	0	0
		Extortion/Blackmail	0	0	0	0
		False Pretenses/Swindle/Confidence Game	2	1	0	0
		Credit Card/Automatic Teller Fraud	0	0	0	0
		Impersonation	0	0	0	0
		Welfare Fraud	0	0	0	0
		Wire Fraud	0	0	0	0
		Identity Theft	0	0	0	0
		Hacking/Computer Invasion	0	0	0	0
		Robbery	0	0	0	0
		Pocket-picking	0	0	0	0
		Purse-snatching	0	0	0	0
		Shoplifting	0	0	0	0
		Theft From Building	0	0	0	0
		Theft From Coin Operated Machine or Device	0	0	0	0
		Theft From Motor Vehicle	0	0	0	0
		Theft of Motor Vehicle Parts/Accessories	0	0	0	0
		All Other Larceny	0	0	0	0
		Motor Vehicle Theft	0	0	0	0
		Stolen Property Offenses	0	0	0	0
		Crimes Against Society				
		Drug/Narcotic Violations	10	7	1	1
		Drug Equipment Violations	0	0	0	0
		Betting/Wagering	0	0	0	0
		Operating/Promoting/Assisting Gambling	0	0	0	0
		Gambling Equipment Violations	0	0	0	0
		Sports Tampering	0	0	0	0
		Pornography/Obscene Material	0	0	0	0
		Prostitution	0	0	0	0
		Assisting or Promoting Prostitution	0	0	0	0
		Purchasing Prostitution	0	0	0	0
		Weapon Law Violations	0	0	0	0
		Animal Cruelty	0	0	0	0
		Total Group A Offenses	13	9	1	1
Group B Arrests						
Offense	Adult	Juvenile				
Bad Checks	0	0				
Curfew/Loitering/Vagrancy Violations	0	0				
Disorderly Conduct	0	0				
Driving Under the Influence	6	0				
Drunkenness	1	0				
Family Offenses (Nonviolent)	0	0				
Liquor Law Violations	1	0				
Peeping Tom	0	0				
Runaway	0	0				
Trespass of Real Property	0	0				
All Other Offenses	4	0				
Total Group B	12	0				

(*) Offenses are counted using the FBI Units of Count for Crime

(**) The 'Arrests' column shows arrests made for incidents during the selected period, regardless of arrest date. Arrest counts for the same period may change over time.

State Police - Norton - VA118SP00 - NIBRS Agency Crime Overview - 2019

2019 Population Estimate	N/A	Offenses (*)		Arrests (**)	
		Group A Offenses	Reported	Adult	Juvenile
Law Enforcement Employees		Crimes Against Persons			
Sworn Male	0	Murder and Nonnegligent Manslaughter	0	0	0
Sworn Female	0	Negligent Manslaughter	0	0	0
Civilian Male	0	Kidnapping/Abduction	0	0	0
Civilian Female	0	Forcible Rape	0	0	0
Total:	0	Forcible Sodomy	0	0	0
		Sexual Assault With An Object	0	0	0
		Forcible Fondling	0	0	0
Offense Overview		Incest	0	0	0
Incident Total	2	Statutory Rape	0	0	0
Offense Total	3	Aggravated Assault	0	0	0
Group A Crimes per 100,000 population	N/A	Simple Assault	0	0	0
		Intimidation	0	0	0
		Human Trafficking, Commercial Sex Acts	0	0	0
		Human Trafficking, Involuntary Servitude	0	0	0
Arrest Overview		Crimes Against Property			
Total Arrests	0	Arson	0	0	0
Adult Arrests	0	Bribery	0	0	0
Juvenile Arrests	0	Burglary/Breaking & Entering	0	0	0
Unknown Age	0	Counterfeiting/Forgery	0	0	0
Arrests per 100,000 population	N/A	Destruction/Damage/Vandalism of Property	0	0	0
		Embezzlement	0	0	0
		Extortion/Blackmail	0	0	0
		False Pretenses/Swindle/Confidence Game	2	0	0
		Credit Card/Automatic Teller Fraud	0	0	0
		Impersonation	0	0	0
		Welfare Fraud	0	0	0
		Wire Fraud	0	0	0
		Identity Theft	0	0	0
		Hacking/Computer Invasion	0	0	0
		Robbery	0	0	0
		Pocket-picking	0	0	0
		Purse-snatching	0	0	0
		Shoplifting	0	0	0
		Theft From Building	0	0	0
		Theft From Coin Operated Machine or Device	0	0	0
		Theft From Motor Vehicle	0	0	0
		Theft of Motor Vehicle Parts/Accessories	0	0	0
		All Other Larceny	0	0	0
		Motor Vehicle Theft	0	0	0
		Stolen Property Offenses	0	0	0
		Crimes Against Society			
		Drug/Narcotic Violations	0	0	0
		Drug Equipment Violations	0	0	0
		Betting/Wagering	0	0	0
		Operating/Promoting/Assisting Gambling	0	0	0
		Gambling Equipment Violations	0	0	0
		Sports Tampering	0	0	0
		Pornography/Obscene Material	0	0	0
		Prostitution	0	0	0
		Assisting or Promoting Prostitution	0	0	0
		Purchasing Prostitution	0	0	0
		Weapon Law Violations	1	0	0
		Animal Cruelty	0	0	0
		Total Group A Offenses	3	0	0

(*) Offenses are counted using the FBI Units of Count for Crime

(**) The 'Arrests' column shows arrests made for incidents during the selected period, regardless of arrest date. Arrest counts for the same period may change over time.

State Police - Nottoway CO - VA067SP00 - NIBRS Agency Crime Overview - 2019

2019 Population Estimate	N/A	Offenses (*)		Arrests (**)	
		Group A Offenses	Reported	Adult	Juvenile
Law Enforcement Employees		Crimes Against Persons			
Sworn Male	0	Murder and Nonnegligent Manslaughter	2	1	0
Sworn Female	0	Negligent Manslaughter	0	0	0
Civilian Male	0	Kidnapping/Abduction	0	0	0
Civilian Female	0	Forcible Rape	1	0	0
Total:	0	Forcible Sodomy	0	0	0
		Sexual Assault With An Object	0	0	0
		Forcible Fondling	0	0	0
Offense Overview		Incest	0	0	0
Incident Total	25	Statutory Rape	0	0	0
Offense Total	34	Aggravated Assault	0	0	0
Group A Crimes per 100,000 population	N/A	Simple Assault	1	1	0
		Intimidation	0	0	0
		Human Trafficking, Commercial Sex Acts	0	0	0
		Human Trafficking, Involuntary Servitude	0	0	0
Arrest Overview		Crimes Against Property			
Total Arrests	17	Arson	0	0	0
Adult Arrests	16	Bribery	0	0	0
Juvenile Arrests	0	Burglary/Breaking & Entering	1	0	0
Unknown Age	1	Counterfeiting/Forgery	2	1	0
Arrests per 100,000 population	N/A	Destruction/Damage/Vandalism of Property	1	0	0
		Embezzlement	2	0	0
		Extortion/Blackmail	0	0	0
		False Pretenses/Swindle/Confidence Game	2	1	0
		Credit Card/Automatic Teller Fraud	1	0	0
		Impersonation	0	0	0
		Welfare Fraud	0	0	0
		Wire Fraud	0	0	0
		Identity Theft	0	0	0
		Hacking/Computer Invasion	0	0	0
		Robbery	0	0	0
		Pocket-picking	0	0	0
		Purse-snatching	0	0	0
		Shoplifting	0	0	0
		Theft From Building	0	0	0
		Theft From Coin Operated Machine or Device	0	0	0
		Theft From Motor Vehicle	0	0	0
		Theft of Motor Vehicle Parts/Accessories	0	0	0
		All Other Larceny	4	0	0
		Motor Vehicle Theft	0	0	0
		Stolen Property Offenses	4	0	0
		Crimes Against Society			
		Drug/Narcotic Violations	9	5	0
		Drug Equipment Violations	0	0	0
		Betting/Wagering	0	0	0
		Operating/Promoting/Assisting Gambling	0	0	0
		Gambling Equipment Violations	0	0	0
		Sports Tampering	0	0	0
		Pornography/Obscene Material	0	0	0
		Prostitution	0	0	0
		Assisting or Promoting Prostitution	0	0	0
		Purchasing Prostitution	0	0	0
		Weapon Law Violations	4	0	0
		Animal Cruelty	0	0	0
		Total Group A Offenses	34	9	0
Group B Arrests					
Offense	Adult	Juvenile			
Bad Checks	0	0			
Curfew/Loitering/Vagrancy Violations	0	0			
Disorderly Conduct	0	0			
Driving Under the Influence	5	0			
Drunkenness	0	0			
Family Offenses (Nonviolent)	0	0			
Liquor Law Violations	0	0			
Peeping Tom	0	0			
Runaway	0	0			
Trespass of Real Property	0	0			
All Other Offenses	2	0			
Total Group B	7	0			

(*) Offenses are counted using the FBI Units of Count for Crime

(**) The 'Arrests' column shows arrests made for incidents during the selected period, regardless of arrest date. Arrest counts for the same period may change over time.

State Police - Orange CO - VA068SP00 - NIBRS Agency Crime Overview - 2019

2019 Population Estimate	N/A	Offenses (*)		Arrests (**)	
		Group A Offenses	Reported	Adult	Juvenile
Law Enforcement Employees		Crimes Against Persons			
Sworn Male	0	Murder and Nonnegligent Manslaughter	0	0	0
Sworn Female	0	Negligent Manslaughter	0	0	0
Civilian Male	0	Kidnapping/Abduction	0	0	0
Civilian Female	0	Forcible Rape	1	0	0
Total:	0	Forcible Sodomy	0	0	0
		Sexual Assault With An Object	0	0	0
		Forcible Fondling	2	0	0
Offense Overview		Incest	0	0	0
Incident Total	56	Statutory Rape	0	0	0
Offense Total	60	Aggravated Assault	3	1	0
Group A Crimes per 100,000 population	N/A	Simple Assault	1	0	0
		Intimidation	1	0	0
		Human Trafficking, Commercial Sex Acts	0	0	0
		Human Trafficking, Involuntary Servitude	0	0	0
Arrest Overview		Crimes Against Property			
Total Arrests	44	Arson	0	0	0
Adult Arrests	44	Bribery	0	0	0
Juvenile Arrests	0	Burglary/Breaking & Entering	1	0	0
Unknown Age	0	Counterfeiting/Forgery	0	0	0
Arrests per 100,000 population	N/A	Destruction/Damage/Vandalism of Property	0	0	0
		Embezzlement	0	0	0
		Extortion/Blackmail	0	0	0
		False Pretenses/Swindle/Confidence Game	9	0	0
		Credit Card/Automatic Teller Fraud	0	0	0
		Impersonation	1	1	0
		Welfare Fraud	0	0	0
		Wire Fraud	0	0	0
		Identity Theft	1	0	0
		Hacking/Computer Invasion	0	0	0
		Robbery	0	0	0
		Pocket-picking	0	0	0
		Purse-snatching	0	0	0
		Shoplifting	0	0	0
		Theft From Building	0	0	0
		Theft From Coin Operated Machine or Device	0	0	0
		Theft From Motor Vehicle	0	0	0
		Theft of Motor Vehicle Parts/Accessories	0	0	0
		All Other Larceny	1	0	0
		Motor Vehicle Theft	0	0	0
		Stolen Property Offenses	2	1	0
		Crimes Against Society			
		Drug/Narcotic Violations	34	19	0
		Drug Equipment Violations	0	0	0
		Betting/Wagering	0	0	0
		Operating/Promoting/Assisting Gambling	0	0	0
		Gambling Equipment Violations	0	0	0
		Sports Tampering	0	0	0
		Pornography/Obscene Material	0	0	0
		Prostitution	0	0	0
		Assisting or Promoting Prostitution	0	0	0
		Purchasing Prostitution	0	0	0
		Weapon Law Violations	3	1	0
		Animal Cruelty	0	0	0
		Total Group A Offenses	60	23	0
Group B Arrests					
Offense	Adult	Juvenile			
Bad Checks	0	0			
Curfew/Loitering/Vagrancy Violations	0	0			
Disorderly Conduct	0	0			
Driving Under the Influence	14	0			
Drunkenness	0	0			
Family Offenses (Nonviolent)	0	0			
Liquor Law Violations	1	0			
Peeping Tom	0	0			
Runaway	0	0			
Trespass of Real Property	0	0			
All Other Offenses	6	0			
Total Group B	21	0			

(*) Offenses are counted using the FBI Units of Count for Crime

(**) The 'Arrests' column shows arrests made for incidents during the selected period, regardless of arrest date. Arrest counts for the same period may change over time.

State Police - Page CO - VA069SP00 - NIBRS Agency Crime Overview - 2019

2019 Population Estimate	N/A	Offenses (*)	Arrests (**)	
		Reported	Adult	Juvenile
Law Enforcement Employees		Group A Offenses		
		Crimes Against Persons		
Sworn Male	0	Murder and Nonnegligent Manslaughter	0	0
Sworn Female	0	Negligent Manslaughter	1	0
Civilian Male	0	Kidnapping/Abduction	0	0
Civilian Female	0	Forcible Rape	0	0
Total:	0	Forcible Sodomy	0	0
		Sexual Assault With An Object	0	0
		Forcible Fondling	0	0
Offense Overview		Incest	0	0
Incident Total	65	Statutory Rape	0	0
Offense Total	69	Aggravated Assault	1	0
Group A Crimes per 100,000 population	N/A	Simple Assault	1	0
		Intimidation	0	0
		Human Trafficking, Commercial Sex Acts	0	0
		Human Trafficking, Involuntary Servitude	0	0
Arrest Overview		Crimes Against Property		
Total Arrests	24	Arson	0	0
Adult Arrests	24	Bribery	0	0
Juvenile Arrests	0	Burglary/Breaking & Entering	1	0
Unknown Age	0	Counterfeiting/Forgery	1	0
Arrests per 100,000 population	N/A	Destruction/Damage/Vandalism of Property	1	0
		Embezzlement	0	0
		Extortion/Blackmail	0	0
		False Pretenses/Swindle/Confidence Game	3	2
		Credit Card/Automatic Teller Fraud	0	0
		Impersonation	0	0
		Welfare Fraud	0	0
		Wire Fraud	0	0
		Identity Theft	0	0
		Hacking/Computer Invasion	0	0
		Robbery	0	0
		Pocket-picking	0	0
		Purse-snatching	0	0
		Shoplifting	0	0
		Theft From Building	0	0
		Theft From Coin Operated Machine or Device	0	0
		Theft From Motor Vehicle	0	0
		Theft of Motor Vehicle Parts/Accessories	0	0
		All Other Larceny	1	0
		Motor Vehicle Theft	1	0
		Stolen Property Offenses	0	0
		Crimes Against Society		
		Drug/Narcotic Violations	56	9
		Drug Equipment Violations	0	0
		Betting/Wagering	0	0
		Operating/Promoting/Assisting Gambling	0	0
		Gambling Equipment Violations	0	0
		Sports Tampering	0	0
		Pornography/Obscene Material	0	0
		Prostitution	0	0
		Assisting or Promoting Prostitution	0	0
		Purchasing Prostitution	0	0
		Weapon Law Violations	2	0
		Animal Cruelty	0	0
		Total Group A Offenses	69	11
				0

(*) Offenses are counted using the FBI Units of Count for Crime

(**) The 'Arrests' column shows arrests made for incidents during the selected period, regardless of arrest date. Arrest counts for the same period may change over time.

State Police - Patrick CO - VA07OSP00 - NIBRS Agency Crime Overview - 2019

2019 Population Estimate	N/A	Offenses (*)		Arrests (**)	
		Group A Offenses	Reported	Adult	Juvenile
Law Enforcement Employees		Crimes Against Persons			
Sworn Male	0	Murder and Nonnegligent Manslaughter	0	0	0
Sworn Female	0	Negligent Manslaughter	0	0	0
Civilian Male	0	Kidnapping/Abduction	0	0	0
Civilian Female	0	Forcible Rape	0	0	0
Total:	0	Forcible Sodomy	0	0	0
		Sexual Assault With An Object	0	0	0
		Forcible Fondling	0	0	0
Offense Overview		Incest	0	0	0
Incident Total	29	Statutory Rape	0	0	0
Offense Total	32	Aggravated Assault	1	1	0
Group A Crimes per 100,000 population	N/A	Simple Assault	1	0	0
		Intimidation	0	0	0
		Human Trafficking, Commercial Sex Acts	0	0	0
		Human Trafficking, Involuntary Servitude	0	0	0
Arrest Overview		Crimes Against Property			
Total Arrests	30	Arson	0	0	0
Adult Arrests	30	Bribery	0	0	0
Juvenile Arrests	0	Burglary/Breaking & Entering	0	0	0
Unknown Age	0	Counterfeiting/Forgery	2	1	0
Arrests per 100,000 population	N/A	Destruction/Damage/Vandalism of Property	1	0	0
		Embezzlement	0	0	0
		Extortion/Blackmail	0	0	0
		False Pretenses/Swindle/Confidence Game	10	1	0
		Credit Card/Automatic Teller Fraud	0	0	0
		Impersonation	0	0	0
		Welfare Fraud	0	0	0
		Wire Fraud	0	0	0
		Identity Theft	0	0	0
		Hacking/Computer Invasion	0	0	0
		Robbery	0	0	0
		Pocket-picking	0	0	0
		Purse-snatching	0	0	0
		Shoplifting	2	2	0
		Theft From Building	0	0	0
		Theft From Coin Operated Machine or Device	0	0	0
		Theft From Motor Vehicle	0	0	0
		Theft of Motor Vehicle Parts/Accessories	0	0	0
		All Other Larceny	1	0	0
		Motor Vehicle Theft	1	0	0
		Stolen Property Offenses	0	0	0
		Crimes Against Society			
		Drug/Narcotic Violations	11	6	0
		Drug Equipment Violations	0	0	0
		Betting/Wagering	0	0	0
		Operating/Promoting/Assisting Gambling	0	0	0
		Gambling Equipment Violations	0	0	0
		Sports Tampering	0	0	0
		Pornography/Obscene Material	0	0	0
		Prostitution	0	0	0
		Assisting or Promoting Prostitution	0	0	0
		Purchasing Prostitution	0	0	0
		Weapon Law Violations	2	0	0
		Animal Cruelty	0	0	0
		Total Group A Offenses	32	11	0

Group B Arrests	Adult	Juvenile
Bad Checks	0	0
Curfew/Loitering/Vagrancy Violations	0	0
Disorderly Conduct	0	0
Driving Under the Influence	9	0
Drunkenness	3	0
Family Offenses (Nonviolent)	0	0
Liquor Law Violations	0	0
Peeping Tom	0	0
Runaway	0	0
Trespass of Real Property	0	0
All Other Offenses	7	0
Total Group B	19	0

(*) Offenses are counted using the FBI Units of Count for Crime

(**) The 'Arrests' column shows arrests made for incidents during the selected period, regardless of arrest date. Arrest counts for the same period may change over time.

State Police - Petersburg - VA119SP00 - NIBRS Agency Crime Overview - 2019

2019 Population Estimate	N/A	Offenses (*)			Arrests (**)	
		Group A Offenses	Reported	Adult	Juvenile	
Law Enforcement Employees		Crimes Against Persons				
Sworn Male	0	Murder and Nonnegligent Manslaughter	0	0	0	0
Sworn Female	0	Negligent Manslaughter	0	0	0	0
Civilian Male	0	Kidnapping/Abduction	0	0	0	0
Civilian Female	0	Forcible Rape	0	0	0	0
Total:	0	Forcible Sodomy	0	0	0	0
		Sexual Assault With An Object	0	0	0	0
		Forcible Fondling	0	0	0	0
Offense Overview		Incest	0	0	0	0
Incident Total	34	Statutory Rape	0	0	0	0
Offense Total	40	Aggravated Assault	3	0	0	0
Group A Crimes per 100,000 population	N/A	Simple Assault	2	0	0	0
		Intimidation	0	0	0	0
		Human Trafficking, Commercial Sex Acts	0	0	0	0
		Human Trafficking, Involuntary Servitude	0	0	0	0
Arrest Overview		Crimes Against Property				
Total Arrests	33	Arson	0	0	0	0
Adult Arrests	33	Bribery	0	0	0	0
Juvenile Arrests	0	Burglary/Breaking & Entering	0	0	0	0
Unknown Age	0	Counterfeiting/Forgery	4	2	0	0
Arrests per 100,000 population	N/A	Destruction/Damage/Vandalism of Property	0	0	0	0
		Embezzlement	1	0	0	0
		Extortion/Blackmail	0	0	0	0
		False Pretenses/Swindle/Confidence Game	4	1	0	0
		Credit Card/Automatic Teller Fraud	0	0	0	0
		Impersonation	2	0	0	0
		Welfare Fraud	0	0	0	0
		Wire Fraud	0	0	0	0
		Identity Theft	2	0	0	0
		Hacking/Computer Invasion	0	0	0	0
		Robbery	0	0	0	0
		Pocket-picking	0	0	0	0
		Purse-snatching	0	0	0	0
		Shoplifting	0	0	0	0
		Theft From Building	0	0	0	0
		Theft From Coin Operated Machine or Device	0	0	0	0
		Theft From Motor Vehicle	0	0	0	0
		Theft of Motor Vehicle Parts/Accessories	0	0	0	0
		All Other Larceny	0	0	0	0
		Motor Vehicle Theft	0	0	0	0
		Stolen Property Offenses	0	0	0	0
		Crimes Against Society				
		Drug/Narcotic Violations	19	11	0	0
		Drug Equipment Violations	1	0	0	0
		Betting/Wagering	0	0	0	0
		Operating/Promoting/Assisting Gambling	0	0	0	0
		Gambling Equipment Violations	0	0	0	0
		Sports Tampering	0	0	0	0
		Pornography/Obscene Material	1	0	0	0
		Prostitution	0	0	0	0
		Assisting or Promoting Prostitution	0	0	0	0
		Purchasing Prostitution	0	0	0	0
		Weapon Law Violations	1	0	0	0
		Animal Cruelty	0	0	0	0
		Total Group A Offenses	40	14	0	0
Group B Arrests						
Offense	Adult	Juvenile				
Bad Checks	0	0				
Curfew/Loitering/Vagrancy Violations	0	0				
Disorderly Conduct	2	0				
Driving Under the Influence	6	0				
Drunkenness	1	0				
Family Offenses (Nonviolent)	0	0				
Liquor Law Violations	0	0				
Peeping Tom	0	0				
Runaway	0	0				
Trespass of Real Property	0	0				
All Other Offenses	10	0				
Total Group B	19	0				

(*) Offenses are counted using the FBI Units of Count for Crime

(**) The 'Arrests' column shows arrests made for incidents during the selected period, regardless of arrest date. Arrest counts for the same period may change over time.

State Police - Pittsylvania CO - VA071SP00 - NIBRS Agency Crime Overview - 2019

2019 Population Estimate	N/A	Offenses (*)			Arrests (**)	
		Group A Offenses	Reported	Adult	Juvenile	
Law Enforcement Employees		Crimes Against Persons				
Sworn Male	0	Murder and Nonnegligent Manslaughter	0	0	0	0
Sworn Female	0	Negligent Manslaughter	1	0	0	0
Civilian Male	0	Kidnapping/Abduction	0	0	0	0
Civilian Female	0	Forcible Rape	0	0	0	0
Total:	0	Forcible Sodomy	0	0	0	0
		Sexual Assault With An Object	0	0	0	0
		Forcible Fondling	0	0	0	0
Offense Overview		Incest	0	0	0	0
Incident Total	89	Statutory Rape	0	0	0	0
Offense Total	98	Aggravated Assault	3	1	0	0
Group A Crimes per 100,000 population	N/A	Simple Assault	4	1	0	0
		Intimidation	0	0	0	0
		Human Trafficking, Commercial Sex Acts	0	0	0	0
		Human Trafficking, Involuntary Servitude	0	0	0	0
Arrest Overview		Crimes Against Property				
Total Arrests	52	Arson	0	0	0	0
Adult Arrests	51	Bribery	0	0	0	0
Juvenile Arrests	1	Burglary/Breaking & Entering	0	0	0	0
Unknown Age	0	Counterfeiting/Forgery	3	0	0	0
Arrests per 100,000 population	N/A	Destruction/Damage/Vandalism of Property	2	0	0	0
		Embezzlement	0	0	0	0
		Extortion/Blackmail	0	0	0	0
		False Pretenses/Swindle/Confidence Game	20	0	0	0
		Credit Card/Automatic Teller Fraud	0	0	0	0
		Impersonation	0	0	0	0
		Welfare Fraud	0	0	0	0
		Wire Fraud	0	0	0	0
		Identity Theft	1	0	0	0
		Hacking/Computer Invasion	0	0	0	0
		Robbery	0	0	0	0
		Pocket-picking	0	0	0	0
		Purse-snatching	0	0	0	0
		Shoplifting	0	0	0	0
		Theft From Building	0	0	0	0
		Theft From Coin Operated Machine or Device	0	0	0	0
		Theft From Motor Vehicle	0	0	0	0
		Theft of Motor Vehicle Parts/Accessories	0	0	0	0
		All Other Larceny	5	0	0	0
		Motor Vehicle Theft	24	1	0	0
		Stolen Property Offenses	0	0	0	0
		Crimes Against Society				
		Drug/Narcotic Violations	31	9	1	1
		Drug Equipment Violations	1	0	0	0
		Betting/Wagering	0	0	0	0
		Operating/Promoting/Assisting Gambling	0	0	0	0
		Gambling Equipment Violations	0	0	0	0
		Sports Tampering	0	0	0	0
		Pornography/Obscene Material	0	0	0	0
		Prostitution	0	0	0	0
		Assisting or Promoting Prostitution	0	0	0	0
		Purchasing Prostitution	0	0	0	0
		Weapon Law Violations	3	1	0	0
		Animal Cruelty	0	0	0	0
		Total Group A Offenses	98	13	1	1
Group B Arrests						
Offense	Adult	Juvenile				
Bad Checks	0	0				
Curfew/Loitering/Vagrancy Violations	0	0				
Disorderly Conduct	0	0				
Driving Under the Influence	34	0				
Drunkenness	0	0				
Family Offenses (Nonviolent)	0	0				
Liquor Law Violations	0	0				
Peeping Tom	0	0				
Runaway	0	0				
Trespass of Real Property	0	0				
All Other Offenses	4	0				
Total Group B	38	0				

(*) Offenses are counted using the FBI Units of Count for Crime

(**) The 'Arrests' column shows arrests made for incidents during the selected period, regardless of arrest date. Arrest counts for the same period may change over time.

State Police - Poquoson - VA098S100 - NIBRS Agency Crime Overview - 2019

2019 Population Estimate	N/A	Offenses (*)		Arrests (**)		
		Reported	Adult	Juvenile		
Law Enforcement Employees		Group A Offenses				
		Crimes Against Persons				
Sworn Male	0	Murder and Nonnegligent Manslaughter	0	0	0	
Sworn Female	0	Negligent Manslaughter	0	0	0	
Civilian Male	0	Kidnapping/Abduction	0	0	0	
Civilian Female	0	Forcible Rape	0	0	0	
Total:	0	Forcible Sodomy	0	0	0	
		Sexual Assault With An Object	0	0	0	
		Forcible Fondling	0	0	0	
Offense Overview		Incest	0	0	0	
Incident Total	7	Statutory Rape	0	0	0	
Offense Total	7	Aggravated Assault	0	0	0	
Group A Crimes per 100,000 population	N/A	Simple Assault	0	0	0	
		Intimidation	0	0	0	
		Human Trafficking, Commercial Sex Acts	0	0	0	
		Human Trafficking, Involuntary Servitude	0	0	0	
Arrest Overview		Crimes Against Property				
Total Arrests	0	Arson	0	0	0	
Adult Arrests	0	Bribery	0	0	0	
Juvenile Arrests	0	Burglary/Breaking & Entering	0	0	0	
Unknown Age	0	Counterfeiting/Forgery	0	0	0	
Arrests per 100,000 population	N/A	Destruction/Damage/Vandalism of Property	0	0	0	
		Embezzlement	0	0	0	
		Extortion/Blackmail	0	0	0	
		False Pretenses/Swindle/Confidence Game	0	0	0	
		Credit Card/Automatic Teller Fraud	0	0	0	
		Impersonation	0	0	0	
		Welfare Fraud	0	0	0	
		Wire Fraud	0	0	0	
		Identity Theft	0	0	0	
		Hacking/Computer Invasion	0	0	0	
		Robbery	0	0	0	
		Pocket-picking	0	0	0	
		Purse-snatching	0	0	0	
		Shoplifting	0	0	0	
		Theft From Building	0	0	0	
		Theft From Coin Operated Machine or Device	0	0	0	
		Theft From Motor Vehicle	0	0	0	
		Theft of Motor Vehicle Parts/Accessories	0	0	0	
		All Other Larceny	0	0	0	
		Motor Vehicle Theft	0	0	0	
		Stolen Property Offenses	0	0	0	
		Crimes Against Society				
		Drug/Narcotic Violations	7	0	0	
		Drug Equipment Violations	0	0	0	
		Betting/Wagering	0	0	0	
		Operating/Promoting/Assisting Gambling	0	0	0	
		Gambling Equipment Violations	0	0	0	
		Sports Tampering	0	0	0	
		Pornography/Obscene Material	0	0	0	
		Prostitution	0	0	0	
		Assisting or Promoting Prostitution	0	0	0	
		Purchasing Prostitution	0	0	0	
		Weapon Law Violations	0	0	0	
		Animal Cruelty	0	0	0	
		Total Group A Offenses	7	0	0	

(*) Offenses are counted using the FBI Units of Count for Crime

(**) The 'Arrests' column shows arrests made for incidents during the selected period, regardless of arrest date. Arrest counts for the same period may change over time.

State Police - Portsmouth - VA120SP00 - NIBRS Agency Crime Overview - 2019

2019 Population Estimate	N/A	Offenses (*)		Arrests (**)	
		Group A Offenses	Reported	Adult	Juvenile
Law Enforcement Employees		Crimes Against Persons			
Sworn Male	0	Murder and Nonnegligent Manslaughter	0	0	0
Sworn Female	0	Negligent Manslaughter	0	0	0
Civilian Male	0	Kidnapping/Abduction	0	0	0
Civilian Female	0	Forcible Rape	0	0	0
Total:	0	Forcible Sodomy	0	0	0
		Sexual Assault With An Object	0	0	0
		Forcible Fondling	0	0	0
Offense Overview		Incest	0	0	0
Incident Total	47	Statutory Rape	0	0	0
Offense Total	67	Aggravated Assault	16	2	0
Group A Crimes per 100,000 population	N/A	Simple Assault	1	1	0
		Intimidation	0	0	0
		Human Trafficking, Commercial Sex Acts	0	0	0
		Human Trafficking, Involuntary Servitude	0	0	0
Arrest Overview		Crimes Against Property			
Total Arrests	24	Arson	1	0	0
Adult Arrests	24	Bribery	0	0	0
Juvenile Arrests	0	Burglary/Breaking & Entering	0	0	0
Unknown Age	0	Counterfeiting/Forgery	1	0	0
Arrests per 100,000 population	N/A	Destruction/Damage/Vandalism of Property	0	0	0
		Embezzlement	1	0	0
		Extortion/Blackmail	0	0	0
		False Pretenses/Swindle/Confidence Game	25	5	0
		Credit Card/Automatic Teller Fraud	0	0	0
		Impersonation	0	0	0
		Welfare Fraud	0	0	0
		Wire Fraud	0	0	0
		Identity Theft	0	0	0
		Hacking/Computer Invasion	0	0	0
		Robbery	0	0	0
		Pocket-picking	0	0	0
		Purse-snatching	0	0	0
		Shoplifting	0	0	0
		Theft From Building	0	0	0
		Theft From Coin Operated Machine or Device	0	0	0
		Theft From Motor Vehicle	0	0	0
		Theft of Motor Vehicle Parts/Accessories	0	0	0
		All Other Larceny	2	0	0
		Motor Vehicle Theft	7	0	0
		Stolen Property Offenses	1	0	0
		Crimes Against Society			
		Drug/Narcotic Violations	4	2	0
		Drug Equipment Violations	1	0	0
		Betting/Wagering	0	0	0
		Operating/Promoting/Assisting Gambling	0	0	0
		Gambling Equipment Violations	0	0	0
		Sports Tampering	0	0	0
		Pornography/Obscene Material	0	0	0
		Prostitution	0	0	0
		Assisting or Promoting Prostitution	0	0	0
		Purchasing Prostitution	0	0	0
		Weapon Law Violations	7	1	0
		Animal Cruelty	0	0	0
		Total Group A Offenses	67	11	0

Group B Arrests	Adult	Juvenile
Bad Checks	0	0
Curfew/Loitering/Vagrancy Violations	0	0
Disorderly Conduct	0	0
Driving Under the Influence	2	0
Drunkenness	0	0
Family Offenses (Nonviolent)	0	0
Liquor Law Violations	0	0
Peeping Tom	0	0
Runaway	0	0
Trespass of Real Property	0	0
All Other Offenses	11	0
Total Group B	13	0

(*) Offenses are counted using the FBI Units of Count for Crime

(**) The 'Arrests' column shows arrests made for incidents during the selected period, regardless of arrest date. Arrest counts for the same period may change over time.

State Police - Powhatan CO - VA072SP00 - NIBRS Agency Crime Overview - 2019

2019 Population Estimate	N/A	Offenses (*)		Arrests (**)	
		Group A Offenses	Reported	Adult	Juvenile
Law Enforcement Employees		Crimes Against Persons			
Sworn Male	0	Murder and Nonnegligent Manslaughter	0	0	0
Sworn Female	0	Negligent Manslaughter	0	0	0
Civilian Male	0	Kidnapping/Abduction	0	0	0
Civilian Female	0	Forcible Rape	0	0	0
Total:	0	Forcible Sodomy	0	0	0
		Sexual Assault With An Object	0	0	0
		Forcible Fondling	0	0	0
Offense Overview		Incest	0	0	0
Incident Total	15	Statutory Rape	0	0	0
Offense Total	16	Aggravated Assault	0	0	0
Group A Crimes per 100,000 population	N/A	Simple Assault	0	0	0
		Intimidation	0	0	0
		Human Trafficking, Commercial Sex Acts	0	0	0
		Human Trafficking, Involuntary Servitude	0	0	0
Arrest Overview		Crimes Against Property			
Total Arrests	27	Arson	0	0	0
Adult Arrests	26	Bribery	0	0	0
Juvenile Arrests	1	Burglary/Breaking & Entering	0	0	0
Unknown Age	0	Counterfeiting/Forgery	0	0	0
Arrests per 100,000 population	N/A	Destruction/Damage/Vandalism of Property	0	0	0
		Embezzlement	0	0	0
		Extortion/Blackmail	0	0	0
		False Pretenses/Swindle/Confidence Game	4	3	0
		Credit Card/Automatic Teller Fraud	0	0	0
		Impersonation	1	1	0
		Welfare Fraud	0	0	0
		Wire Fraud	0	0	0
		Identity Theft	0	0	0
		Hacking/Computer Invasion	0	0	0
		Robbery	0	0	0
		Pocket-picking	0	0	0
		Purse-snatching	0	0	0
		Shoplifting	0	0	0
		Theft From Building	0	0	0
		Theft From Coin Operated Machine or Device	0	0	0
		Theft From Motor Vehicle	0	0	0
		Theft of Motor Vehicle Parts/Accessories	0	0	0
		All Other Larceny	0	0	0
		Motor Vehicle Theft	0	0	0
		Stolen Property Offenses	0	0	0
		Crimes Against Society			
		Drug/Narcotic Violations	9	6	1
		Drug Equipment Violations	1	0	0
		Betting/Wagering	0	0	0
		Operating/Promoting/Assisting Gambling	0	0	0
		Gambling Equipment Violations	0	0	0
		Sports Tampering	0	0	0
		Pornography/Obscene Material	0	0	0
		Prostitution	0	0	0
		Assisting or Promoting Prostitution	0	0	0
		Purchasing Prostitution	0	0	0
		Weapon Law Violations	1	0	0
		Animal Cruelty	0	0	0
		Total Group A Offenses	16	10	1
Group B Arrests					
Offense	Adult	Juvenile			
Bad Checks	0	0			
Curfew/Loitering/Vagrancy Violations	0	0			
Disorderly Conduct	0	0			
Driving Under the Influence	13	0			
Drunkenness	0	0			
Family Offenses (Nonviolent)	0	0			
Liquor Law Violations	0	0			
Peeping Tom	0	0			
Runaway	0	0			
Trespass of Real Property	0	0			
All Other Offenses	3	0			
Total Group B	16	0			

(*) Offenses are counted using the FBI Units of Count for Crime

(**) The 'Arrests' column shows arrests made for incidents during the selected period, regardless of arrest date. Arrest counts for the same period may change over time.

State Police - Prince Edward CO - VA073SP00 - NIBRS Agency Crime Overview - 2019

2019 Population Estimate	N/A	Offenses (*)			Arrests (**)	
		Group A Offenses	Reported	Adult	Juvenile	
Law Enforcement Employees		Crimes Against Persons				
Sworn Male	0	Murder and Nonnegligent Manslaughter	1	0	0	0
Sworn Female	0	Negligent Manslaughter	0	0	0	0
Civilian Male	0	Kidnapping/Abduction	0	0	0	0
Civilian Female	0	Forcible Rape	0	0	0	0
Total:	0	Forcible Sodomy	0	0	0	0
		Sexual Assault With An Object	0	0	0	0
		Forcible Fondling	0	0	0	0
Offense Overview		Incest	0	0	0	0
Incident Total	116	Statutory Rape	0	0	0	0
Offense Total	121	Aggravated Assault	4	0	0	0
Group A Crimes per 100,000 population	N/A	Simple Assault	0	0	0	0
		Intimidation	0	0	0	0
		Human Trafficking, Commercial Sex Acts	0	0	0	0
		Human Trafficking, Involuntary Servitude	0	0	0	0
Arrest Overview		Crimes Against Property				
Total Arrests	38	Arson	0	0	0	0
Adult Arrests	37	Bribery	0	0	0	0
Juvenile Arrests	0	Burglary/Breaking & Entering	0	0	0	0
Unknown Age	1	Counterfeiting/Forgery	1	1	0	0
Arrests per 100,000 population	N/A	Destruction/Damage/Vandalism of Property	1	0	0	0
		Embezzlement	0	0	0	0
		Extortion/Blackmail	0	0	0	0
		False Pretenses/Swindle/Confidence Game	12	2	0	0
		Credit Card/Automatic Teller Fraud	1	0	0	0
		Impersonation	0	0	0	0
		Welfare Fraud	0	0	0	0
		Wire Fraud	0	0	0	0
		Identity Theft	0	0	0	0
		Hacking/Computer Invasion	0	0	0	0
		Robbery	0	0	0	0
		Pocket-picking	0	0	0	0
		Purse-snatching	0	0	0	0
		Shoplifting	0	0	0	0
		Theft From Building	0	0	0	0
		Theft From Coin Operated Machine or Device	0	0	0	0
		Theft From Motor Vehicle	0	0	0	0
		Theft of Motor Vehicle Parts/Accessories	0	0	0	0
		All Other Larceny	0	0	0	0
		Motor Vehicle Theft	1	0	0	0
		Stolen Property Offenses	1	1	0	0
		Crimes Against Society				
		Drug/Narcotic Violations	94	23	0	0
		Drug Equipment Violations	0	0	0	0
		Betting/Wagering	0	0	0	0
		Operating/Promoting/Assisting Gambling	0	0	0	0
		Gambling Equipment Violations	0	0	0	0
		Sports Tampering	0	0	0	0
		Pornography/Obscene Material	2	0	0	0
		Prostitution	0	0	0	0
		Assisting or Promoting Prostitution	0	0	0	0
		Purchasing Prostitution	0	0	0	0
		Weapon Law Violations	3	0	0	0
		Animal Cruelty	0	0	0	0
		Total Group A Offenses	121	27	0	0
Group B Arrests						
Offense	Adult	Juvenile				
Bad Checks	0	0				
Curfew/Loitering/Vagrancy Violations	0	0				
Disorderly Conduct	0	0				
Driving Under the Influence	9	0				
Drunkenness	0	0				
Family Offenses (Nonviolent)	0	0				
Liquor Law Violations	0	0				
Peeping Tom	0	0				
Runaway	0	0				
Trespass of Real Property	0	0				
All Other Offenses	1	0				
Total Group B	10	0				

(*) Offenses are counted using the FBI Units of Count for Crime

(**) The 'Arrests' column shows arrests made for incidents during the selected period, regardless of arrest date. Arrest counts for the same period may change over time.

State Police - Prince George CO - VA074SP00 - NIBRS Agency Crime Overview - 2019

2019 Population Estimate	N/A	Offenses (*)		Arrests (**)		
		Reported	Adult	Juvenile		
Law Enforcement Employees		Group A Offenses				
		Crimes Against Persons				
Sworn Male	0	Murder and Nonnegligent Manslaughter	0	0	0	
Sworn Female	0	Negligent Manslaughter	2	1	0	
Civilian Male	0	Kidnapping/Abduction	0	0	0	
Civilian Female	0	Forcible Rape	0	0	0	
Total:	0	Forcible Sodomy	0	0	0	
		Sexual Assault With An Object	0	0	0	
		Forcible Fondling	0	0	0	
Offense Overview		Incest	0	0	0	
Incident Total	22	Statutory Rape	0	0	0	
Offense Total	26	Aggravated Assault	1	1	0	
Group A Crimes per 100,000 population	N/A	Simple Assault	1	0	0	
		Intimidation	0	0	0	
		Human Trafficking, Commercial Sex Acts	0	0	0	
		Human Trafficking, Involuntary Servitude	0	0	0	
Arrest Overview		Crimes Against Property				
Total Arrests	41	Arson	0	0	0	
Adult Arrests	41	Bribery	0	0	0	
Juvenile Arrests	0	Burglary/Breaking & Entering	0	0	0	
Unknown Age	0	Counterfeiting/Forgery	1	1	0	
Arrests per 100,000 population	N/A	Destruction/Damage/Vandalism of Property	0	0	0	
		Embezzlement	0	0	0	
		Extortion/Blackmail	0	0	0	
		False Pretenses/Swindle/Confidence Game	3	0	0	
		Credit Card/Automatic Teller Fraud	1	1	0	
		Impersonation	0	0	0	
		Welfare Fraud	0	0	0	
		Wire Fraud	0	0	0	
		Identity Theft	0	0	0	
		Hacking/Computer Invasion	0	0	0	
		Robbery	0	0	0	
		Pocket-picking	0	0	0	
		Purse-snatching	0	0	0	
		Shoplifting	0	0	0	
		Theft From Building	0	0	0	
		Theft From Coin Operated Machine or Device	0	0	0	
		Theft From Motor Vehicle	0	0	0	
		Theft of Motor Vehicle Parts/Accessories	0	0	0	
		All Other Larceny	6	3	0	
		Motor Vehicle Theft	0	0	0	
		Stolen Property Offenses	0	0	0	
		Crimes Against Society				
		Drug/Narcotic Violations	10	7	0	
		Drug Equipment Violations	0	0	0	
		Betting/Wagering	0	0	0	
		Operating/Promoting/Assisting Gambling	0	0	0	
		Gambling Equipment Violations	0	0	0	
		Sports Tampering	0	0	0	
		Pornography/Obscene Material	0	0	0	
		Prostitution	0	0	0	
		Assisting or Promoting Prostitution	0	0	0	
		Purchasing Prostitution	0	0	0	
		Weapon Law Violations	1	0	0	
		Animal Cruelty	0	0	0	
		Total Group A Offenses	26	14	0	
Group B Arrests						
Offense	Adult	Juvenile				
Bad Checks	0	0				
Curfew/Loitering/Vagrancy Violations	0	0				
Disorderly Conduct	0	0				
Driving Under the Influence	25	0				
Drunkenness	0	0				
Family Offenses (Nonviolent)	0	0				
Liquor Law Violations	0	0				
Peeping Tom	0	0				
Runaway	0	0				
Trespass of Real Property	1	0				
All Other Offenses	1	0				
Total Group B	27	0				

(*) Offenses are counted using the FBI Units of Count for Crime

(**) The 'Arrests' column shows arrests made for incidents during the selected period, regardless of arrest date. Arrest counts for the same period may change over time.

State Police - Prince William CO - VA075SP00 - NIBRS Agency Crime Overview - 2019

2019 Population Estimate	N/A	Offenses (*)			Arrests (**)	
		Group A Offenses	Reported	Adult	Juvenile	
Law Enforcement Employees		Crimes Against Persons				
Sworn Male	0	Murder and Nonnegligent Manslaughter	0	0	0	0
Sworn Female	0	Negligent Manslaughter	0	0	0	0
Civilian Male	0	Kidnapping/Abduction	1	1	0	0
Civilian Female	0	Forcible Rape	0	0	0	0
Total:	0	Forcible Sodomy	0	0	0	0
		Sexual Assault With An Object	0	0	0	0
		Forcible Fondling	0	0	0	0
Offense Overview		Incest	0	0	0	0
Incident Total	188	Statutory Rape	0	0	0	0
Offense Total	216	Aggravated Assault	7	3	0	0
Group A Crimes per 100,000 population	N/A	Simple Assault	10	3	0	0
		Intimidation	1	0	0	0
		Human Trafficking, Commercial Sex Acts	0	0	0	0
		Human Trafficking, Involuntary Servitude	0	0	0	0
Arrest Overview		Crimes Against Property				
Total Arrests	220	Arson	1	0	0	0
Adult Arrests	214	Bribery	1	1	0	0
Juvenile Arrests	5	Burglary/Breaking & Entering	0	0	0	0
Unknown Age	1	Counterfeiting/Forgery	4	1	0	0
Arrests per 100,000 population	N/A	Destruction/Damage/Vandalism of Property	4	0	0	0
		Embezzlement	0	0	0	0
		Extortion/Blackmail	0	0	0	0
		False Pretenses/Swindle/Confidence Game	57	7	0	0
		Credit Card/Automatic Teller Fraud	0	0	0	0
		Impersonation	7	3	0	0
		Welfare Fraud	0	0	0	0
		Wire Fraud	0	0	0	0
		Identity Theft	0	0	0	0
		Hacking/Computer Invasion	0	0	0	0
		Robbery	0	0	0	0
		Pocket-picking	0	0	0	0
		Purse-snatching	0	0	0	0
		Shoplifting	1	1	0	0
		Theft From Building	0	0	0	0
		Theft From Coin Operated Machine or Device	0	0	0	0
		Theft From Motor Vehicle	0	0	0	0
		Theft of Motor Vehicle Parts/Accessories	0	0	0	0
		All Other Larceny	7	2	2	2
		Motor Vehicle Theft	10	8	1	1
		Stolen Property Offenses	11	6	0	0
		Crimes Against Society				
		Drug/Narcotic Violations	79	46	1	1
		Drug Equipment Violations	5	0	0	0
		Betting/Wagering	0	0	0	0
		Operating/Promoting/Assisting Gambling	0	0	0	0
		Gambling Equipment Violations	0	0	0	0
		Sports Tampering	0	0	0	0
		Pornography/Obscene Material	3	0	0	0
		Prostitution	0	0	0	0
		Assisting or Promoting Prostitution	0	0	0	0
		Purchasing Prostitution	0	0	0	0
		Weapon Law Violations	7	0	0	0
		Animal Cruelty	0	0	0	0
		Total Group A Offenses	216	82	4	4
Group B Arrests						
Offense	Adult	Juvenile				
Bad Checks	1	0				
Curfew/Loitering/Vagrancy Violations	0	0				
Disorderly Conduct	2	0				
Driving Under the Influence	77	0				
Drunkenness	7	0				
Family Offenses (Nonviolent)	0	0				
Liquor Law Violations	1	0				
Peeping Tom	0	0				
Runaway	0	0				
Trespass of Real Property	0	0				
All Other Offenses	44	1				
Total Group B	132	1				

(*) Offenses are counted using the FBI Units of Count for Crime

(**) The 'Arrests' column shows arrests made for incidents during the selected period, regardless of arrest date. Arrest counts for the same period may change over time.

State Police - Pulaski CO - VA077SP00 - NIBRS Agency Crime Overview - 2019

2019 Population Estimate	N/A	Offenses (*)		Arrests (**)	
		Group A Offenses	Reported	Adult	Juvenile
Law Enforcement Employees		Crimes Against Persons			
Sworn Male	0	Murder and Nonnegligent Manslaughter	1	1	0
Sworn Female	0	Negligent Manslaughter	0	0	0
Civilian Male	0	Kidnapping/Abduction	2	0	0
Civilian Female	0	Forcible Rape	0	0	0
Total:	0	Forcible Sodomy	1	0	0
		Sexual Assault With An Object	0	0	0
		Forcible Fondling	1	0	0
Offense Overview		Incest	0	0	0
Incident Total	112	Statutory Rape	0	0	0
Offense Total	128	Aggravated Assault	10	5	0
Group A Crimes per 100,000 population	N/A	Simple Assault	2	1	0
		Intimidation	1	0	0
		Human Trafficking, Commercial Sex Acts	0	0	0
		Human Trafficking, Involuntary Servitude	0	0	0
Arrest Overview		Crimes Against Property			
Total Arrests	71	Arson	0	0	0
Adult Arrests	71	Bribery	0	0	0
Juvenile Arrests	0	Burglary/Breaking & Entering	2	0	0
Unknown Age	0	Counterfeiting/Forgery	3	1	0
Arrests per 100,000 population	N/A	Destruction/Damage/Vandalism of Property	2	0	0
		Embezzlement	1	0	0
		Extortion/Blackmail	0	0	0
		False Pretenses/Swindle/Confidence Game	31	10	0
		Credit Card/Automatic Teller Fraud	1	0	0
		Impersonation	0	0	0
		Welfare Fraud	0	0	0
		Wire Fraud	1	0	0
		Identity Theft	2	2	0
		Hacking/Computer Invasion	0	0	0
		Robbery	0	0	0
		Pocket-picking	0	0	0
		Purse-snatching	0	0	0
		Shoplifting	0	0	0
		Theft From Building	0	0	0
		Theft From Coin Operated Machine or Device	0	0	0
		Theft From Motor Vehicle	0	0	0
		Theft of Motor Vehicle Parts/Accessories	0	0	0
		All Other Larceny	9	0	0
		Motor Vehicle Theft	3	0	0
		Stolen Property Offenses	3	1	0
		Crimes Against Society			
		Drug/Narcotic Violations	30	22	0
		Drug Equipment Violations	6	1	0
		Betting/Wagering	0	0	0
		Operating/Promoting/Assisting Gambling	0	0	0
		Gambling Equipment Violations	0	0	0
		Sports Tampering	0	0	0
		Pornography/Obscene Material	11	0	0
		Prostitution	0	0	0
		Assisting or Promoting Prostitution	0	0	0
		Purchasing Prostitution	0	0	0
		Weapon Law Violations	5	1	0
		Animal Cruelty	0	0	0
		Total Group A Offenses	128	45	0
Group B Arrests					
Offense	Adult	Juvenile			
Bad Checks	0	0			
Curfew/Loitering/Vagrancy Violations	0	0			
Disorderly Conduct	1	0			
Driving Under the Influence	13	0			
Drunkenness	2	0			
Family Offenses (Nonviolent)	0	0			
Liquor Law Violations	2	0			
Peeping Tom	0	0			
Runaway	0	0			
Trespass of Real Property	0	0			
All Other Offenses	8	0			
Total Group B	26	0			

(*) Offenses are counted using the FBI Units of Count for Crime

(**) The 'Arrests' column shows arrests made for incidents during the selected period, regardless of arrest date. Arrest counts for the same period may change over time.

State Police - Radford - VA121SP00 - NIBRS Agency Crime Overview - 2019

2019 Population Estimate	N/A	Offenses (*)		Arrests (**)	
		Group A Offenses	Reported	Adult	Juvenile
Law Enforcement Employees		Crimes Against Persons			
Sworn Male	0	Murder and Nonnegligent Manslaughter	0	0	0
Sworn Female	0	Negligent Manslaughter	0	0	0
Civilian Male	0	Kidnapping/Abduction	0	0	0
Civilian Female	0	Forcible Rape	0	0	0
Total:	0	Forcible Sodomy	0	0	0
		Sexual Assault With An Object	0	0	0
		Forcible Fondling	0	0	0
Offense Overview		Incest	0	0	0
Incident Total	3	Statutory Rape	0	0	0
Offense Total	3	Aggravated Assault	0	0	0
Group A Crimes per 100,000 population	N/A	Simple Assault	0	0	0
		Intimidation	0	0	0
		Human Trafficking, Commercial Sex Acts	0	0	0
		Human Trafficking, Involuntary Servitude	0	0	0
Arrest Overview		Crimes Against Property			
Total Arrests	0	Arson	0	0	0
Adult Arrests	0	Bribery	0	0	0
Juvenile Arrests	0	Burglary/Breaking & Entering	0	0	0
Unknown Age	0	Counterfeiting/Forgery	0	0	0
Arrests per 100,000 population	N/A	Destruction/Damage/Vandalism of Property	0	0	0
		Embezzlement	0	0	0
		Extortion/Blackmail	0	0	0
		False Pretenses/Swindle/Confidence Game	1	0	0
		Credit Card/Automatic Teller Fraud	0	0	0
		Impersonation	0	0	0
		Welfare Fraud	0	0	0
		Wire Fraud	0	0	0
		Identity Theft	0	0	0
		Hacking/Computer Invasion	0	0	0
		Robbery	0	0	0
		Pocket-picking	0	0	0
		Purse-snatching	0	0	0
		Shoplifting	0	0	0
		Theft From Building	0	0	0
		Theft From Coin Operated Machine or Device	0	0	0
		Theft From Motor Vehicle	0	0	0
		Theft of Motor Vehicle Parts/Accessories	0	0	0
		All Other Larceny	0	0	0
		Motor Vehicle Theft	0	0	0
		Stolen Property Offenses	0	0	0
		Crimes Against Society			
		Drug/Narcotic Violations	1	0	0
		Drug Equipment Violations	1	0	0
		Betting/Wagering	0	0	0
		Operating/Promoting/Assisting Gambling	0	0	0
		Gambling Equipment Violations	0	0	0
		Sports Tampering	0	0	0
		Pornography/Obscene Material	0	0	0
		Prostitution	0	0	0
		Assisting or Promoting Prostitution	0	0	0
		Purchasing Prostitution	0	0	0
		Weapon Law Violations	0	0	0
		Animal Cruelty	0	0	0
		Total Group A Offenses	3	0	0

(*) Offenses are counted using the FBI Units of Count for Crime

(**) The 'Arrests' column shows arrests made for incidents during the selected period, regardless of arrest date. Arrest counts for the same period may change over time.

State Police - Rappahannock CO - VA078SP00 - NIBRS Agency Crime Overview - 2019

2019 Population Estimate	N/A	Offenses (*)			Arrests (**)	
		Group A Offenses	Reported	Adult	Juvenile	
Law Enforcement Employees		Crimes Against Persons				
Sworn Male	0	Murder and Nonnegligent Manslaughter	0	0	0	0
Sworn Female	0	Negligent Manslaughter	0	0	0	0
Civilian Male	0	Kidnapping/Abduction	0	0	0	0
Civilian Female	0	Forcible Rape	0	0	0	0
Total:	0	Forcible Sodomy	0	0	0	0
		Sexual Assault With An Object	0	0	0	0
		Forcible Fondling	0	0	0	0
Offense Overview		Incest	0	0	0	0
Incident Total	16	Statutory Rape	0	0	0	0
Offense Total	17	Aggravated Assault	1	0	0	0
Group A Crimes per 100,000 population	N/A	Simple Assault	0	0	0	0
		Intimidation	0	0	0	0
		Human Trafficking, Commercial Sex Acts	0	0	0	0
		Human Trafficking, Involuntary Servitude	0	0	0	0
Arrest Overview		Crimes Against Property				
Total Arrests	9	Arson	0	0	0	0
Adult Arrests	9	Bribery	0	0	0	0
Juvenile Arrests	0	Burglary/Breaking & Entering	0	0	0	0
Unknown Age	0	Counterfeiting/Forgery	1	0	0	0
Arrests per 100,000 population	N/A	Destruction/Damage/Vandalism of Property	0	0	0	0
		Embezzlement	1	0	0	0
		Extortion/Blackmail	0	0	0	0
		False Pretenses/Swindle/Confidence Game	1	0	0	0
		Credit Card/Automatic Teller Fraud	0	0	0	0
		Impersonation	0	0	0	0
		Welfare Fraud	0	0	0	0
		Wire Fraud	0	0	0	0
		Identity Theft	1	0	0	0
		Hacking/Computer Invasion	0	0	0	0
		Robbery	0	0	0	0
		Pocket-picking	0	0	0	0
		Purse-snatching	0	0	0	0
		Shoplifting	0	0	0	0
		Theft From Building	0	0	0	0
		Theft From Coin Operated Machine or Device	0	0	0	0
		Theft From Motor Vehicle	0	0	0	0
		Theft of Motor Vehicle Parts/Accessories	0	0	0	0
		All Other Larceny	2	0	0	0
		Motor Vehicle Theft	1	1	0	0
		Stolen Property Offenses	0	0	0	0
		Crimes Against Society				
		Drug/Narcotic Violations	9	4	0	0
		Drug Equipment Violations	0	0	0	0
		Betting/Wagering	0	0	0	0
		Operating/Promoting/Assisting Gambling	0	0	0	0
		Gambling Equipment Violations	0	0	0	0
		Sports Tampering	0	0	0	0
		Pornography/Obscene Material	0	0	0	0
		Prostitution	0	0	0	0
		Assisting or Promoting Prostitution	0	0	0	0
		Purchasing Prostitution	0	0	0	0
		Weapon Law Violations	0	0	0	0
		Animal Cruelty	0	0	0	0
		Total Group A Offenses	17	5	0	0
Group B Arrests						
Offense	Adult	Juvenile				
Bad Checks	0	0				
Curfew/Loitering/Vagrancy Violations	0	0				
Disorderly Conduct	0	0				
Driving Under the Influence	4	0				
Drunkenness	0	0				
Family Offenses (Nonviolent)	0	0				
Liquor Law Violations	0	0				
Peeping Tom	0	0				
Runaway	0	0				
Trespass of Real Property	0	0				
All Other Offenses	0	0				
Total Group B	4	0				

(*) Offenses are counted using the FBI Units of Count for Crime

(**) The 'Arrests' column shows arrests made for incidents during the selected period, regardless of arrest date. Arrest counts for the same period may change over time.

State Police - Richmond - VA122SP00 - NIBRS Agency Crime Overview - 2019

2019 Population Estimate	N/A	Offenses (*)		Arrests (**)	
		Group A Offenses	Reported	Adult	Juvenile
Law Enforcement Employees		Crimes Against Persons			
Sworn Male	0	Murder and Nonnegligent Manslaughter	1	0	0
Sworn Female	0	Negligent Manslaughter	0	0	0
Civilian Male	0	Kidnapping/Abduction	0	0	0
Civilian Female	0	Forcible Rape	0	0	0
Total:	0	Forcible Sodomy	0	0	0
		Sexual Assault With An Object	0	0	0
		Forcible Fondling	0	0	0
Offense Overview		Incest	0	0	0
Incident Total	191	Statutory Rape	0	0	0
Offense Total	228	Aggravated Assault	3	2	0
Group A Crimes per 100,000 population	N/A	Simple Assault	15	8	0
		Intimidation	1	0	0
		Human Trafficking, Commercial Sex Acts	0	0	0
		Human Trafficking, Involuntary Servitude	0	0	0
Arrest Overview		Crimes Against Property			
Total Arrests	248	Arson	0	0	0
Adult Arrests	247	Bribery	0	0	0
Juvenile Arrests	0	Burglary/Breaking & Entering	1	0	0
Unknown Age	1	Counterfeiting/Forgery	4	0	0
Arrests per 100,000 population	N/A	Destruction/Damage/Vandalism of Property	1	0	0
		Embezzlement	0	0	0
		Extortion/Blackmail	0	0	0
		False Pretenses/Swindle/Confidence Game	19	6	0
		Credit Card/Automatic Teller Fraud	0	0	0
		Impersonation	3	1	0
		Welfare Fraud	0	0	0
		Wire Fraud	0	0	0
		Identity Theft	5	3	0
		Hacking/Computer Invasion	2	0	0
		Robbery	0	0	0
		Pocket-picking	1	0	0
		Purse-snatching	0	0	0
		Shoplifting	0	0	0
		Theft From Building	0	0	0
		Theft From Coin Operated Machine or Device	0	0	0
		Theft From Motor Vehicle	0	0	0
		Theft of Motor Vehicle Parts/Accessories	0	0	0
		All Other Larceny	4	1	0
		Motor Vehicle Theft	2	0	0
		Stolen Property Offenses	11	2	0
		Crimes Against Society			
		Drug/Narcotic Violations	128	88	0
		Drug Equipment Violations	5	1	0
		Betting/Wagering	0	0	0
		Operating/Promoting/Assisting Gambling	0	0	0
		Gambling Equipment Violations	0	0	0
		Sports Tampering	0	0	0
		Pornography/Obscene Material	1	0	0
		Prostitution	0	0	0
		Assisting or Promoting Prostitution	0	0	0
		Purchasing Prostitution	0	0	0
		Weapon Law Violations	21	7	0
		Animal Cruelty	0	0	0
		Total Group A Offenses	228	119	0
Group B Arrests					
Offense	Adult	Juvenile			
Bad Checks	0	0			
Curfew/Loitering/Vagrancy Violations	0	0			
Disorderly Conduct	0	0			
Driving Under the Influence	101	0			
Drunkenness	2	0			
Family Offenses (Nonviolent)	0	0			
Liquor Law Violations	3	0			
Peeping Tom	0	0			
Runaway	0	0			
Trespass of Real Property	1	0			
All Other Offenses	21	0			
Total Group B	128	0			

(*) Offenses are counted using the FBI Units of Count for Crime

(**) The 'Arrests' column shows arrests made for incidents during the selected period, regardless of arrest date. Arrest counts for the same period may change over time.

State Police - Richmond CO - VA079SP00 - NIBRS Agency Crime Overview - 2019

2019 Population Estimate	N/A	Offenses (*)		Arrests (**)	
		Group A Offenses	Reported	Adult	Juvenile
Law Enforcement Employees		Crimes Against Persons			
Sworn Male	0	Murder and Nonnegligent Manslaughter	0	0	0
Sworn Female	0	Negligent Manslaughter	0	0	0
Civilian Male	0	Kidnapping/Abduction	0	0	0
Civilian Female	0	Forcible Rape	0	0	0
Total:	0	Forcible Sodomy	0	0	0
		Sexual Assault With An Object	0	0	0
		Forcible Fondling	1	0	0
Offense Overview		Incest	0	0	0
Incident Total	23	Statutory Rape	0	0	0
Offense Total	26	Aggravated Assault	2	1	0
Group A Crimes per 100,000 population	N/A	Simple Assault	2	1	0
		Intimidation	0	0	0
		Human Trafficking, Commercial Sex Acts	0	0	0
		Human Trafficking, Involuntary Servitude	0	0	0
Arrest Overview		Crimes Against Property			
Total Arrests	29	Arson	0	0	0
Adult Arrests	29	Bribery	0	0	0
Juvenile Arrests	0	Burglary/Breaking & Entering	1	0	0
Unknown Age	0	Counterfeiting/Forgery	0	0	0
Arrests per 100,000 population	N/A	Destruction/Damage/Vandalism of Property	0	0	0
		Embezzlement	0	0	0
		Extortion/Blackmail	0	0	0
		False Pretenses/Swindle/Confidence Game	1	1	0
		Credit Card/Automatic Teller Fraud	0	0	0
		Impersonation	0	0	0
		Welfare Fraud	0	0	0
		Wire Fraud	0	0	0
		Identity Theft	0	0	0
		Hacking/Computer Invasion	0	0	0
		Robbery	0	0	0
		Pocket-picking	0	0	0
		Purse-snatching	0	0	0
		Shoplifting	0	0	0
		Theft From Building	0	0	0
		Theft From Coin Operated Machine or Device	0	0	0
		Theft From Motor Vehicle	0	0	0
		Theft of Motor Vehicle Parts/Accessories	0	0	0
		All Other Larceny	2	3	0
		Motor Vehicle Theft	0	0	0
		Stolen Property Offenses	0	0	0
		Crimes Against Society			
		Drug/Narcotic Violations	16	16	0
		Drug Equipment Violations	0	0	0
		Betting/Wagering	0	0	0
		Operating/Promoting/Assisting Gambling	0	0	0
		Gambling Equipment Violations	0	0	0
		Sports Tampering	0	0	0
		Pornography/Obscene Material	0	0	0
		Prostitution	0	0	0
		Assisting or Promoting Prostitution	0	0	0
		Purchasing Prostitution	0	0	0
		Weapon Law Violations	1	0	0
		Animal Cruelty	0	0	0
		Total Group A Offenses	26	22	0
Group B Arrests					
Offense	Adult	Juvenile			
Bad Checks	0	0			
Curfew/Loitering/Vagrancy Violations	0	0			
Disorderly Conduct	0	0			
Driving Under the Influence	5	0			
Drunkenness	0	0			
Family Offenses (Nonviolent)	0	0			
Liquor Law Violations	0	0			
Peeping Tom	0	0			
Runaway	0	0			
Trespass of Real Property	0	0			
All Other Offenses	2	0			
Total Group B	7	0			

(*) Offenses are counted using the FBI Units of Count for Crime

(**) The 'Arrests' column shows arrests made for incidents during the selected period, regardless of arrest date. Arrest counts for the same period may change over time.

State Police - Roanoke - VA123SP00 - NIBRS Agency Crime Overview - 2019

2019 Population Estimate	N/A	Offenses (*)		Arrests (**)	
		Group A Offenses	Reported	Adult	Juvenile
Law Enforcement Employees		Crimes Against Persons			
Sworn Male	0	Murder and Nonnegligent Manslaughter	0	0	0
Sworn Female	0	Negligent Manslaughter	0	0	0
Civilian Male	0	Kidnapping/Abduction	0	0	0
Civilian Female	0	Forcible Rape	0	0	0
Total:	0	Forcible Sodomy	0	0	0
		Sexual Assault With An Object	0	0	0
		Forcible Fondling	1	0	0
Offense Overview		Incest	0	0	0
Incident Total	208	Statutory Rape	0	0	0
Offense Total	223	Aggravated Assault	3	0	0
Group A Crimes per 100,000 population	N/A	Simple Assault	2	1	0
		Intimidation	1	0	0
		Human Trafficking, Commercial Sex Acts	0	0	0
		Human Trafficking, Involuntary Servitude	0	0	0
Arrest Overview		Crimes Against Property			
Total Arrests	101	Arson	0	0	0
Adult Arrests	101	Bribery	0	0	0
Juvenile Arrests	0	Burglary/Breaking & Entering	0	0	0
Unknown Age	0	Counterfeiting/Forgery	1	0	0
Arrests per 100,000 population	N/A	Destruction/Damage/Vandalism of Property	0	0	0
		Embezzlement	0	0	0
		Extortion/Blackmail	0	0	0
		False Pretenses/Swindle/Confidence Game	82	19	0
		Credit Card/Automatic Teller Fraud	0	0	0
		Impersonation	2	0	0
		Welfare Fraud	0	0	0
		Wire Fraud	0	0	0
		Identity Theft	0	0	0
		Hacking/Computer Invasion	0	0	0
		Robbery	0	0	0
		Pocket-picking	0	0	0
		Purse-snatching	0	0	0
		Shoplifting	0	0	0
		Theft From Building	0	0	0
		Theft From Coin Operated Machine or Device	0	0	0
		Theft From Motor Vehicle	0	0	0
		Theft of Motor Vehicle Parts/Accessories	0	0	0
		All Other Larceny	6	0	0
		Motor Vehicle Theft	2	1	0
		Stolen Property Offenses	0	0	0
		Crimes Against Society			
		Drug/Narcotic Violations	99	41	0
		Drug Equipment Violations	5	2	0
		Betting/Wagering	0	0	0
		Operating/Promoting/Assisting Gambling	0	0	0
		Gambling Equipment Violations	0	0	0
		Sports Tampering	0	0	0
		Pornography/Obscene Material	1	0	0
		Prostitution	0	0	0
		Assisting or Promoting Prostitution	0	0	0
		Purchasing Prostitution	0	0	0
		Weapon Law Violations	18	4	0
		Animal Cruelty	0	0	0
		Total Group A Offenses	223	68	0
Group B Arrests					
Offense	Adult	Juvenile			
Bad Checks	0	0			
Curfew/Loitering/Vagrancy Violations	0	0			
Disorderly Conduct	1	0			
Driving Under the Influence	17	0			
Drunkenness	1	0			
Family Offenses (Nonviolent)	0	0			
Liquor Law Violations	1	0			
Peeping Tom	0	0			
Runaway	0	0			
Trespass of Real Property	0	0			
All Other Offenses	13	0			
Total Group B	33	0			

(*) Offenses are counted using the FBI Units of Count for Crime

(**) The 'Arrests' column shows arrests made for incidents during the selected period, regardless of arrest date. Arrest counts for the same period may change over time.

State Police - Roanoke CO - VA080SP00 - NIBRS Agency Crime Overview - 2019

2019 Population Estimate	N/A	Offenses (*)		Arrests (**)	
		Group A Offenses	Reported	Adult	Juvenile
Law Enforcement Employees		Crimes Against Persons			
Sworn Male	0	Murder and Nonnegligent Manslaughter	0	0	0
Sworn Female	0	Negligent Manslaughter	0	0	0
Civilian Male	0	Kidnapping/Abduction	1	0	0
Civilian Female	0	Forcible Rape	1	0	0
Total:	0	Forcible Sodomy	0	0	0
		Sexual Assault With An Object	0	0	0
		Forcible Fondling	1	0	0
Offense Overview		Incest	0	0	0
Incident Total	94	Statutory Rape	0	0	0
Offense Total	109	Aggravated Assault	1	0	0
Group A Crimes per 100,000 population	N/A	Simple Assault	6	1	0
		Intimidation	0	0	0
		Human Trafficking, Commercial Sex Acts	0	0	0
		Human Trafficking, Involuntary Servitude	0	0	0
Arrest Overview		Crimes Against Property			
Total Arrests	57	Arson	0	0	0
Adult Arrests	57	Bribery	0	0	0
Juvenile Arrests	0	Burglary/Breaking & Entering	0	0	0
Unknown Age	0	Counterfeiting/Forgery	1	0	0
Arrests per 100,000 population	N/A	Destruction/Damage/Vandalism of Property	1	0	0
		Embezzlement	0	0	0
		Extortion/Blackmail	1	0	0
		False Pretenses/Swindle/Confidence Game	34	8	0
		Credit Card/Automatic Teller Fraud	1	0	0
		Impersonation	2	0	0
		Welfare Fraud	0	0	0
		Wire Fraud	0	0	0
		Identity Theft	1	0	0
		Hacking/Computer Invasion	0	0	0
		Robbery	1	0	0
		Pocket-picking	0	0	0
		Purse-snatching	0	0	0
		Shoplifting	0	0	0
		Theft From Building	0	0	0
		Theft From Coin Operated Machine or Device	0	0	0
		Theft From Motor Vehicle	0	0	0
		Theft of Motor Vehicle Parts/Accessories	0	0	0
		All Other Larceny	0	0	0
		Motor Vehicle Theft	1	1	0
		Stolen Property Offenses	0	0	0
		Crimes Against Society			
		Drug/Narcotic Violations	36	18	0
		Drug Equipment Violations	10	4	0
		Betting/Wagering	0	0	0
		Operating/Promoting/Assisting Gambling	0	0	0
		Gambling Equipment Violations	0	0	0
		Sports Tampering	0	0	0
		Pornography/Obscene Material	0	0	0
		Prostitution	0	0	0
		Assisting or Promoting Prostitution	0	0	0
		Purchasing Prostitution	0	0	0
		Weapon Law Violations	10	2	0
		Animal Cruelty	0	0	0
		Total Group A Offenses	109	34	0
Group B Arrests					
Offense	Adult	Juvenile			
Bad Checks	0	0			
Curfew/Loitering/Vagrancy Violations	0	0			
Disorderly Conduct	0	0			
Driving Under the Influence	17	0			
Drunkenness	2	0			
Family Offenses (Nonviolent)	0	0			
Liquor Law Violations	0	0			
Peeping Tom	0	0			
Runaway	0	0			
Trespass of Real Property	0	0			
All Other Offenses	4	0			
Total Group B	23	0			

(*) Offenses are counted using the FBI Units of Count for Crime

(**) The 'Arrests' column shows arrests made for incidents during the selected period, regardless of arrest date. Arrest counts for the same period may change over time.

State Police - Rockbridge CO - VA081SP00 - NIBRS Agency Crime Overview - 2019

2019 Population Estimate	N/A	Offenses (*)		Arrests (**)	
		Group A Offenses	Reported	Adult	Juvenile
Law Enforcement Employees		Crimes Against Persons			
Sworn Male	0	Murder and Nonnegligent Manslaughter	0	0	0
Sworn Female	0	Negligent Manslaughter	4	0	0
Civilian Male	0	Kidnapping/Abduction	3	1	0
Civilian Female	0	Forcible Rape	0	0	0
Total:	0	Forcible Sodomy	0	0	0
		Sexual Assault With An Object	0	0	0
		Forcible Fondling	0	0	0
Offense Overview		Incest	0	0	0
Incident Total	124	Statutory Rape	0	0	0
Offense Total	141	Aggravated Assault	6	0	0
Group A Crimes per 100,000 population	N/A	Simple Assault	2	0	0
		Intimidation	0	0	0
		Human Trafficking, Commercial Sex Acts	0	0	0
		Human Trafficking, Involuntary Servitude	0	0	0
Arrest Overview		Crimes Against Property			
Total Arrests	79	Arson	0	0	0
Adult Arrests	77	Bribery	0	0	0
Juvenile Arrests	2	Burglary/Breaking & Entering	0	0	0
Unknown Age	0	Counterfeiting/Forgery	0	0	0
Arrests per 100,000 population	N/A	Destruction/Damage/Vandalism of Property	1	0	0
		Embezzlement	0	0	0
		Extortion/Blackmail	0	0	0
		False Pretenses/Swindle/Confidence Game	5	0	0
		Credit Card/Automatic Teller Fraud	0	0	0
		Impersonation	0	0	0
		Welfare Fraud	0	0	0
		Wire Fraud	0	0	0
		Identity Theft	0	0	0
		Hacking/Computer Invasion	0	0	0
		Robbery	0	0	0
		Pocket-picking	0	0	0
		Purse-snatching	0	0	0
		Shoplifting	0	0	0
		Theft From Building	0	0	0
		Theft From Coin Operated Machine or Device	0	0	0
		Theft From Motor Vehicle	0	0	0
		Theft of Motor Vehicle Parts/Accessories	0	0	0
		All Other Larceny	1	0	0
		Motor Vehicle Theft	1	0	0
		Stolen Property Offenses	1	0	0
		Crimes Against Society			
		Drug/Narcotic Violations	106	36	2
		Drug Equipment Violations	3	1	0
		Betting/Wagering	0	0	0
		Operating/Promoting/Assisting Gambling	0	0	0
		Gambling Equipment Violations	0	0	0
		Sports Tampering	0	0	0
		Pornography/Obscene Material	1	0	0
		Prostitution	0	0	0
		Assisting or Promoting Prostitution	0	0	0
		Purchasing Prostitution	0	0	0
		Weapon Law Violations	7	0	0
		Animal Cruelty	0	0	0
		Total Group A Offenses	141	38	2
Group B Arrests					
Offense	Adult	Juvenile			
Bad Checks	0	0			
Curfew/Loitering/Vagrancy Violations	0	0			
Disorderly Conduct	0	0			
Driving Under the Influence	25	0			
Drunkenness	5	0			
Family Offenses (Nonviolent)	0	0			
Liquor Law Violations	2	0			
Peeping Tom	0	0			
Runaway	0	0			
Trespass of Real Property	0	0			
All Other Offenses	7	0			
Total Group B	39	0			

(*) Offenses are counted using the FBI Units of Count for Crime

(**) The 'Arrests' column shows arrests made for incidents during the selected period, regardless of arrest date. Arrest counts for the same period may change over time.

State Police - Rockingham CO - VA082SP00 - NIBRS Agency Crime Overview - 2019

2019 Population Estimate	N/A	Offenses (*)		Arrests (**)	
		Group A Offenses	Reported	Adult	Juvenile
Law Enforcement Employees		Crimes Against Persons			
Sworn Male	0	Murder and Nonnegligent Manslaughter	0	0	0
Sworn Female	0	Negligent Manslaughter	0	0	0
Civilian Male	0	Kidnapping/Abduction	0	0	0
Civilian Female	0	Forcible Rape	1	0	0
Total:	0	Forcible Sodomy	0	0	0
		Sexual Assault With An Object	0	0	0
		Forcible Fondling	1	0	0
Offense Overview		Incest	0	0	0
Incident Total	301	Statutory Rape	0	0	0
Offense Total	350	Aggravated Assault	3	1	0
Group A Crimes per 100,000 population	N/A	Simple Assault	6	1	0
		Intimidation	0	0	0
		Human Trafficking, Commercial Sex Acts	0	0	0
		Human Trafficking, Involuntary Servitude	0	0	0
Arrest Overview		Crimes Against Property			
Total Arrests	209	Arson	0	0	0
Adult Arrests	206	Bribery	0	0	0
Juvenile Arrests	3	Burglary/Breaking & Entering	1	0	0
Unknown Age	0	Counterfeiting/Forgery	1	1	0
Arrests per 100,000 population	N/A	Destruction/Damage/Vandalism of Property	4	0	0
		Embezzlement	1	0	0
		Extortion/Blackmail	0	0	0
		False Pretenses/Swindle/Confidence Game	22	13	0
		Credit Card/Automatic Teller Fraud	6	0	0
		Impersonation	3	1	0
		Welfare Fraud	0	0	0
		Wire Fraud	0	0	0
		Identity Theft	5	1	0
		Hacking/Computer Invasion	0	0	0
		Robbery	0	0	0
		Pocket-picking	0	0	0
		Purse-snatching	0	0	0
		Shoplifting	0	0	0
		Theft From Building	0	0	0
		Theft From Coin Operated Machine or Device	0	0	0
		Theft From Motor Vehicle	0	0	0
		Theft of Motor Vehicle Parts/Accessories	0	0	0
		All Other Larceny	19	5	0
		Motor Vehicle Theft	15	2	0
		Stolen Property Offenses	3	3	0
		Crimes Against Society			
		Drug/Narcotic Violations	230	116	3
		Drug Equipment Violations	3	0	0
		Betting/Wagering	0	0	0
		Operating/Promoting/Assisting Gambling	0	0	0
		Gambling Equipment Violations	0	0	0
		Sports Tampering	0	0	0
		Pornography/Obscene Material	4	4	0
		Prostitution	0	0	0
		Assisting or Promoting Prostitution	0	0	0
		Purchasing Prostitution	0	0	0
		Weapon Law Violations	22	1	0
		Animal Cruelty	0	0	0
		Total Group A Offenses	350	149	3
Group B Arrests					
Offense	Adult	Juvenile			
Bad Checks	0	0			
Curfew/Loitering/Vagrancy Violations	0	0			
Disorderly Conduct	0	0			
Driving Under the Influence	39	0			
Drunkenness	3	0			
Family Offenses (Nonviolent)	0	0			
Liquor Law Violations	2	0			
Peeping Tom	0	0			
Runaway	0	0			
Trespass of Real Property	0	0			
All Other Offenses	13	0			
Total Group B	57	0			

(*) Offenses are counted using the FBI Units of Count for Crime

(**) The 'Arrests' column shows arrests made for incidents during the selected period, regardless of arrest date. Arrest counts for the same period may change over time.

State Police - Russell CO - VA083SP00 - NIBRS Agency Crime Overview - 2019

2019 Population Estimate	N/A	Offenses (*)			Arrests (**)	
		Group A Offenses	Reported	Adult	Juvenile	
Law Enforcement Employees		Crimes Against Persons				
Sworn Male	0	Murder and Nonnegligent Manslaughter	1	0	0	0
Sworn Female	0	Negligent Manslaughter	0	0	0	0
Civilian Male	0	Kidnapping/Abduction	3	2	0	0
Civilian Female	0	Forcible Rape	2	0	0	0
Total:	0	Forcible Sodomy	0	0	0	0
		Sexual Assault With An Object	0	0	0	0
		Forcible Fondling	1	0	0	0
Offense Overview		Incest	0	0	0	0
Incident Total	46	Statutory Rape	0	0	0	0
Offense Total	57	Aggravated Assault	1	0	0	0
Group A Crimes per 100,000 population	N/A	Simple Assault	1	0	0	0
		Intimidation	1	1	0	0
		Human Trafficking, Commercial Sex Acts	0	0	0	0
		Human Trafficking, Involuntary Servitude	0	0	0	0
Arrest Overview		Crimes Against Property				
Total Arrests	49	Arson	0	0	0	0
Adult Arrests	49	Bribery	1	0	0	0
Juvenile Arrests	0	Burglary/Breaking & Entering	0	0	0	0
Unknown Age	0	Counterfeiting/Forgery	1	0	0	0
Arrests per 100,000 population	N/A	Destruction/Damage/Vandalism of Property	1	0	0	0
		Embezzlement	0	0	0	0
		Extortion/Blackmail	0	0	0	0
		False Pretenses/Swindle/Confidence Game	5	1	0	0
		Credit Card/Automatic Teller Fraud	0	0	0	0
		Impersonation	0	0	0	0
		Welfare Fraud	1	0	0	0
		Wire Fraud	0	0	0	0
		Identity Theft	0	0	0	0
		Hacking/Computer Invasion	0	0	0	0
		Robbery	0	0	0	0
		Pocket-picking	0	0	0	0
		Purse-snatching	0	0	0	0
		Shoplifting	0	0	0	0
		Theft From Building	0	0	0	0
		Theft From Coin Operated Machine or Device	0	0	0	0
		Theft From Motor Vehicle	0	0	0	0
		Theft of Motor Vehicle Parts/Accessories	0	0	0	0
		All Other Larceny	6	1	0	0
		Motor Vehicle Theft	0	0	0	0
		Stolen Property Offenses	1	0	0	0
		Crimes Against Society				
		Drug/Narcotic Violations	24	14	0	0
		Drug Equipment Violations	2	0	0	0
		Betting/Wagering	0	0	0	0
		Operating/Promoting/Assisting Gambling	0	0	0	0
		Gambling Equipment Violations	0	0	0	0
		Sports Tampering	0	0	0	0
		Pornography/Obscene Material	2	0	0	0
		Prostitution	0	0	0	0
		Assisting or Promoting Prostitution	0	0	0	0
		Purchasing Prostitution	0	0	0	0
		Weapon Law Violations	3	2	0	0
		Animal Cruelty	0	0	0	0
		Total Group A Offenses	57	21	0	0
Group B Arrests						
Offense	Adult	Juvenile				
Bad Checks	0	0				
Curfew/Loitering/Vagrancy Violations	0	0				
Disorderly Conduct	0	0				
Driving Under the Influence	15	0				
Drunkenness	3	0				
Family Offenses (Nonviolent)	0	0				
Liquor Law Violations	0	0				
Peeping Tom	0	0				
Runaway	0	0				
Trespass of Real Property	0	0				
All Other Offenses	10	0				
Total Group B	28	0				

(*) Offenses are counted using the FBI Units of Count for Crime

(**) The 'Arrests' column shows arrests made for incidents during the selected period, regardless of arrest date. Arrest counts for the same period may change over time.

State Police - Salem - VA080S100 - NIBRS Agency Crime Overview - 2019

2019 Population Estimate	N/A	Offenses (*)		Arrests (**)	
		Group A Offenses	Reported	Adult	Juvenile
Law Enforcement Employees		Crimes Against Persons			
Sworn Male	0	Murder and Nonnegligent Manslaughter	0	0	0
Sworn Female	0	Negligent Manslaughter	0	0	0
Civilian Male	0	Kidnapping/Abduction	0	0	0
Civilian Female	0	Forcible Rape	0	0	0
Total:	0	Forcible Sodomy	0	0	0
		Sexual Assault With An Object	0	0	0
		Forcible Fondling	0	0	0
Offense Overview		Incest	0	0	0
Incident Total	42	Statutory Rape	0	0	0
Offense Total	42	Aggravated Assault	1	0	0
Group A Crimes per 100,000 population	N/A	Simple Assault	1	0	0
		Intimidation	1	0	0
		Human Trafficking, Commercial Sex Acts	0	0	0
		Human Trafficking, Involuntary Servitude	0	0	0
Arrest Overview		Crimes Against Property			
Total Arrests	14	Arson	0	0	0
Adult Arrests	14	Bribery	0	0	0
Juvenile Arrests	0	Burglary/Breaking & Entering	0	0	0
Unknown Age	0	Counterfeiting/Forgery	0	0	0
Arrests per 100,000 population	N/A	Destruction/Damage/Vandalism of Property	0	0	0
		Embezzlement	0	0	0
		Extortion/Blackmail	1	0	0
		False Pretenses/Swindle/Confidence Game	18	2	0
		Credit Card/Automatic Teller Fraud	0	0	0
		Impersonation	0	0	0
		Welfare Fraud	0	0	0
		Wire Fraud	0	0	0
		Identity Theft	0	0	0
		Hacking/Computer Invasion	0	0	0
		Robbery	0	0	0
		Pocket-picking	2	0	0
		Purse-snatching	0	0	0
		Shoplifting	0	0	0
		Theft From Building	0	0	0
		Theft From Coin Operated Machine or Device	0	0	0
		Theft From Motor Vehicle	0	0	0
		Theft of Motor Vehicle Parts/Accessories	0	0	0
		All Other Larceny	3	0	0
		Motor Vehicle Theft	1	0	0
		Stolen Property Offenses	0	0	0
		Crimes Against Society			
		Drug/Narcotic Violations	13	4	0
		Drug Equipment Violations	1	1	0
		Betting/Wagering	0	0	0
		Operating/Promoting/Assisting Gambling	0	0	0
		Gambling Equipment Violations	0	0	0
		Sports Tampering	0	0	0
		Pornography/Obscene Material	0	0	0
		Prostitution	0	0	0
		Assisting or Promoting Prostitution	0	0	0
		Purchasing Prostitution	0	0	0
		Weapon Law Violations	0	0	0
		Animal Cruelty	0	0	0
		Total Group A Offenses	42	7	0
Group B Arrests					
Offense	Adult	Juvenile			
Bad Checks	0	0			
Curfew/Loitering/Vagrancy Violations	0	0			
Disorderly Conduct	1	0			
Driving Under the Influence	1	0			
Drunkenness	0	0			
Family Offenses (Nonviolent)	0	0			
Liquor Law Violations	0	0			
Peeping Tom	0	0			
Runaway	0	0			
Trespass of Real Property	0	0			
All Other Offenses	5	0			
Total Group B	7	0			

(*) Offenses are counted using the FBI Units of Count for Crime

(**) The 'Arrests' column shows arrests made for incidents during the selected period, regardless of arrest date. Arrest counts for the same period may change over time.

State Police - Scott CO - VA084SP00 - NIBRS Agency Crime Overview - 2019

2019 Population Estimate	N/A	Offenses (*)		Arrests (**)	
		Group A Offenses	Reported	Adult	Juvenile
Law Enforcement Employees		Crimes Against Persons			
Sworn Male	0	Murder and Nonnegligent Manslaughter	0	0	0
Sworn Female	0	Negligent Manslaughter	0	0	0
Civilian Male	0	Kidnapping/Abduction	0	0	0
Civilian Female	0	Forcible Rape	0	0	0
Total:	0	Forcible Sodomy	1	0	0
		Sexual Assault With An Object	0	0	0
		Forcible Fondling	1	0	0
Offense Overview		Incest	0	0	0
Incident Total	40	Statutory Rape	0	0	0
Offense Total	42	Aggravated Assault	2	1	0
Group A Crimes per 100,000 population	N/A	Simple Assault	7	2	0
		Intimidation	0	0	0
		Human Trafficking, Commercial Sex Acts	0	0	0
		Human Trafficking, Involuntary Servitude	0	0	0
Arrest Overview		Crimes Against Property			
Total Arrests	23	Arson	1	0	0
Adult Arrests	23	Bribery	0	0	0
Juvenile Arrests	0	Burglary/Breaking & Entering	0	0	0
Unknown Age	0	Counterfeiting/Forgery	0	0	0
Arrests per 100,000 population	N/A	Destruction/Damage/Vandalism of Property	0	0	0
		Embezzlement	2	0	0
		Extortion/Blackmail	0	0	0
		False Pretenses/Swindle/Confidence Game	4	1	0
		Credit Card/Automatic Teller Fraud	0	0	0
		Impersonation	0	0	0
		Welfare Fraud	0	0	0
		Wire Fraud	0	0	0
		Identity Theft	0	0	0
		Hacking/Computer Invasion	0	0	0
		Robbery	0	0	0
		Pocket-picking	0	0	0
		Purse-snatching	0	0	0
		Shoplifting	0	0	0
		Theft From Building	0	0	0
		Theft From Coin Operated Machine or Device	0	0	0
		Theft From Motor Vehicle	0	0	0
		Theft of Motor Vehicle Parts/Accessories	0	0	0
		All Other Larceny	7	0	0
		Motor Vehicle Theft	4	0	0
		Stolen Property Offenses	0	0	0
		Crimes Against Society			
		Drug/Narcotic Violations	10	4	0
		Drug Equipment Violations	1	0	0
		Betting/Wagering	0	0	0
		Operating/Promoting/Assisting Gambling	0	0	0
		Gambling Equipment Violations	0	0	0
		Sports Tampering	0	0	0
		Pornography/Obscene Material	0	0	0
		Prostitution	0	0	0
		Assisting or Promoting Prostitution	0	0	0
		Purchasing Prostitution	0	0	0
		Weapon Law Violations	2	0	0
		Animal Cruelty	0	0	0
		Total Group A Offenses	42	8	0
Group B Arrests					
Offense	Adult	Juvenile			
Bad Checks	0	0			
Curfew/Loitering/Vagrancy Violations	0	0			
Disorderly Conduct	0	0			
Driving Under the Influence	10	0			
Drunkenness	5	0			
Family Offenses (Nonviolent)	0	0			
Liquor Law Violations	0	0			
Peeping Tom	0	0			
Runaway	0	0			
Trespass of Real Property	0	0			
All Other Offenses	0	0			
Total Group B	15	0			

(*) Offenses are counted using the FBI Units of Count for Crime

(**) The 'Arrests' column shows arrests made for incidents during the selected period, regardless of arrest date. Arrest counts for the same period may change over time.

State Police - Shenandoah CO - VA085SP00 - NIBRS Agency Crime Overview - 2019

2019 Population Estimate	N/A	Offenses (*)		Arrests (**)	
		Group A Offenses	Reported	Adult	Juvenile
Law Enforcement Employees		Crimes Against Persons			
Sworn Male	0	Murder and Nonnegligent Manslaughter	1	1	0
Sworn Female	0	Negligent Manslaughter	0	0	0
Civilian Male	0	Kidnapping/Abduction	0	0	0
Civilian Female	0	Forcible Rape	0	0	0
Total:	0	Forcible Sodomy	0	0	0
		Sexual Assault With An Object	0	0	0
		Forcible Fondling	0	0	0
Offense Overview		Incest	0	0	0
Incident Total	281	Statutory Rape	0	0	0
Offense Total	308	Aggravated Assault	2	1	0
Group A Crimes per 100,000 population	N/A	Simple Assault	9	0	0
		Intimidation	0	0	0
		Human Trafficking, Commercial Sex Acts	0	0	0
		Human Trafficking, Involuntary Servitude	0	0	0
Arrest Overview		Crimes Against Property			
Total Arrests	124	Arson	0	0	0
Adult Arrests	123	Bribery	0	0	0
Juvenile Arrests	1	Burglary/Breaking & Entering	0	0	0
Unknown Age	0	Counterfeiting/Forgery	1	1	0
Arrests per 100,000 population	N/A	Destruction/Damage/Vandalism of Property	0	0	0
		Embezzlement	0	0	0
		Extortion/Blackmail	0	0	0
		False Pretenses/Swindle/Confidence Game	22	5	0
		Credit Card/Automatic Teller Fraud	0	0	0
		Impersonation	1	1	0
		Welfare Fraud	0	0	0
		Wire Fraud	1	0	0
		Identity Theft	0	0	0
		Hacking/Computer Invasion	0	0	0
		Robbery	0	0	0
		Pocket-picking	0	0	0
		Purse-snatching	0	0	0
		Shoplifting	0	0	0
		Theft From Building	0	0	0
		Theft From Coin Operated Machine or Device	0	0	0
		Theft From Motor Vehicle	0	0	0
		Theft of Motor Vehicle Parts/Accessories	0	0	0
		All Other Larceny	1	0	0
		Motor Vehicle Theft	1	0	0
		Stolen Property Offenses	2	0	0
		Crimes Against Society			
		Drug/Narcotic Violations	248	75	0
		Drug Equipment Violations	4	0	0
		Betting/Wagering	0	0	0
		Operating/Promoting/Assisting Gambling	0	0	0
		Gambling Equipment Violations	0	0	0
		Sports Tampering	0	0	0
		Pornography/Obscene Material	2	0	0
		Prostitution	0	0	0
		Assisting or Promoting Prostitution	0	0	0
		Purchasing Prostitution	0	0	0
		Weapon Law Violations	13	1	0
		Animal Cruelty	0	0	0
		Total Group A Offenses	308	85	0
Group B Arrests					
Offense	Adult	Juvenile			
Bad Checks	0	0			
Curfew/Loitering/Vagrancy Violations	0	0			
Disorderly Conduct	0	0			
Driving Under the Influence	27	1			
Drunkenness	5	0			
Family Offenses (Nonviolent)	0	0			
Liquor Law Violations	1	0			
Peeping Tom	0	0			
Runaway	0	0			
Trespass of Real Property	0	0			
All Other Offenses	5	0			
Total Group B	38	1			

(*) Offenses are counted using the FBI Units of Count for Crime

(**) The 'Arrests' column shows arrests made for incidents during the selected period, regardless of arrest date. Arrest counts for the same period may change over time.

State Police - Smyth CO - VA086SP00 - NIBRS Agency Crime Overview - 2019

2019 Population Estimate	N/A	Offenses (*)		Arrests (**)	
		Group A Offenses	Reported	Adult	Juvenile
Law Enforcement Employees		Crimes Against Persons			
Sworn Male	0	Murder and Nonnegligent Manslaughter	0	0	0
Sworn Female	0	Negligent Manslaughter	1	1	0
Civilian Male	0	Kidnapping/Abduction	1	0	0
Civilian Female	0	Forcible Rape	0	0	0
Total:	0	Forcible Sodomy	0	0	0
		Sexual Assault With An Object	0	0	0
		Forcible Fondling	1	0	0
Offense Overview		Incest	0	0	0
Incident Total	70	Statutory Rape	0	0	0
Offense Total	88	Aggravated Assault	1	1	0
Group A Crimes per 100,000 population	N/A	Simple Assault	2	0	0
		Intimidation	0	0	0
		Human Trafficking, Commercial Sex Acts	0	0	0
		Human Trafficking, Involuntary Servitude	0	0	0
Arrest Overview		Crimes Against Property			
Total Arrests	60	Arson	1	0	0
Adult Arrests	60	Bribery	0	0	0
Juvenile Arrests	0	Burglary/Breaking & Entering	0	0	0
Unknown Age	0	Counterfeiting/Forgery	2	1	0
Arrests per 100,000 population	N/A	Destruction/Damage/Vandalism of Property	2	0	0
		Embezzlement	1	1	0
		Extortion/Blackmail	1	0	0
		False Pretenses/Swindle/Confidence Game	12	4	0
		Credit Card/Automatic Teller Fraud	0	0	0
		Impersonation	1	0	0
		Welfare Fraud	0	0	0
		Wire Fraud	0	0	0
		Identity Theft	0	0	0
		Hacking/Computer Invasion	0	0	0
		Robbery	0	0	0
		Pocket-picking	0	0	0
		Purse-snatching	0	0	0
		Shoplifting	0	0	0
		Theft From Building	0	0	0
		Theft From Coin Operated Machine or Device	0	0	0
		Theft From Motor Vehicle	0	0	0
		Theft of Motor Vehicle Parts/Accessories	0	0	0
		All Other Larceny	6	1	0
		Motor Vehicle Theft	3	0	0
		Stolen Property Offenses	0	0	0
		Crimes Against Society			
		Drug/Narcotic Violations	35	24	0
		Drug Equipment Violations	7	0	0
		Betting/Wagering	0	0	0
		Operating/Promoting/Assisting Gambling	0	0	0
		Gambling Equipment Violations	0	0	0
		Sports Tampering	0	0	0
		Pornography/Obscene Material	0	0	0
		Prostitution	0	0	0
		Assisting or Promoting Prostitution	0	0	0
		Purchasing Prostitution	0	0	0
		Weapon Law Violations	11	2	0
		Animal Cruelty	0	0	0
		Total Group A Offenses	88	35	0
Group B Arrests					
Offense	Adult	Juvenile			
Bad Checks	0	0			
Curfew/Loitering/Vagrancy Violations	0	0			
Disorderly Conduct	0	0			
Driving Under the Influence	12	0			
Drunkenness	3	0			
Family Offenses (Nonviolent)	0	0			
Liquor Law Violations	2	0			
Peeping Tom	0	0			
Runaway	0	0			
Trespass of Real Property	0	0			
All Other Offenses	8	0			
Total Group B	25	0			

(*) Offenses are counted using the FBI Units of Count for Crime

(**) The 'Arrests' column shows arrests made for incidents during the selected period, regardless of arrest date. Arrest counts for the same period may change over time.

State Police - Southampton CO - VA087SP00 - NIBRS Agency Crime Overview - 2019

2019 Population Estimate	N/A	Offenses (*)		Arrests (**)	
		Group A Offenses	Reported	Adult	Juvenile
Law Enforcement Employees		Crimes Against Persons			
Sworn Male	0	Murder and Nonnegligent Manslaughter	0	0	0
Sworn Female	0	Negligent Manslaughter	0	0	0
Civilian Male	0	Kidnapping/Abduction	0	0	0
Civilian Female	0	Forcible Rape	0	0	0
Total:	0	Forcible Sodomy	0	0	0
		Sexual Assault With An Object	0	0	0
		Forcible Fondling	0	0	0
Offense Overview		Incest	0	0	0
Incident Total	39	Statutory Rape	0	0	0
Offense Total	42	Aggravated Assault	0	0	0
Group A Crimes per 100,000 population	N/A	Simple Assault	0	0	0
		Intimidation	0	0	0
		Human Trafficking, Commercial Sex Acts	0	0	0
		Human Trafficking, Involuntary Servitude	0	0	0
Arrest Overview		Crimes Against Property			
Total Arrests	26	Arson	0	0	0
Adult Arrests	26	Bribery	0	0	0
Juvenile Arrests	0	Burglary/Breaking & Entering	0	0	0
Unknown Age	0	Counterfeiting/Forgery	1	1	0
Arrests per 100,000 population	N/A	Destruction/Damage/Vandalism of Property	0	0	0
		Embezzlement	0	0	0
		Extortion/Blackmail	0	0	0
		False Pretenses/Swindle/Confidence Game	4	4	0
		Credit Card/Automatic Teller Fraud	0	0	0
		Impersonation	2	1	0
		Welfare Fraud	0	0	0
		Wire Fraud	0	0	0
		Identity Theft	1	0	0
		Hacking/Computer Invasion	0	0	0
		Robbery	0	0	0
		Pocket-picking	0	0	0
		Purse-snatching	0	0	0
		Shoplifting	0	0	0
		Theft From Building	0	0	0
		Theft From Coin Operated Machine or Device	0	0	0
		Theft From Motor Vehicle	0	0	0
		Theft of Motor Vehicle Parts/Accessories	0	0	0
		All Other Larceny	1	0	0
		Motor Vehicle Theft	1	1	0
		Stolen Property Offenses	0	0	0
		Crimes Against Society			
		Drug/Narcotic Violations	31	11	0
		Drug Equipment Violations	0	0	0
		Betting/Wagering	0	0	0
		Operating/Promoting/Assisting Gambling	0	0	0
		Gambling Equipment Violations	0	0	0
		Sports Tampering	0	0	0
		Pornography/Obscene Material	0	0	0
		Prostitution	0	0	0
		Assisting or Promoting Prostitution	0	0	0
		Purchasing Prostitution	0	0	0
		Weapon Law Violations	1	0	0
		Animal Cruelty	0	0	0
		Total Group A Offenses	42	18	0
Group B Arrests					
Offense	Adult	Juvenile			
Bad Checks	0	0			
Curfew/Loitering/Vagrancy Violations	0	0			
Disorderly Conduct	0	0			
Driving Under the Influence	6	0			
Drunkenness	0	0			
Family Offenses (Nonviolent)	0	0			
Liquor Law Violations	0	0			
Peeping Tom	0	0			
Runaway	0	0			
Trespass of Real Property	0	0			
All Other Offenses	2	0			
Total Group B	8	0			

(*) Offenses are counted using the FBI Units of Count for Crime

(**) The 'Arrests' column shows arrests made for incidents during the selected period, regardless of arrest date. Arrest counts for the same period may change over time.

State Police - Spotsylvania CO - VA088SP00 - NIBRS Agency Crime Overview - 2019

2019 Population Estimate	N/A	Offenses (*)		Arrests (**)	
		Group A Offenses	Reported	Adult	Juvenile
Law Enforcement Employees		Crimes Against Persons			
Sworn Male	0	Murder and Nonnegligent Manslaughter	0	0	0
Sworn Female	0	Negligent Manslaughter	0	0	0
Civilian Male	0	Kidnapping/Abduction	0	0	0
Civilian Female	0	Forcible Rape	0	0	0
Total:	0	Forcible Sodomy	0	0	0
		Sexual Assault With An Object	0	0	0
		Forcible Fondling	1	0	0
Offense Overview		Incest	0	0	0
Incident Total	157	Statutory Rape	0	0	0
Offense Total	177	Aggravated Assault	3	2	0
Group A Crimes per 100,000 population	N/A	Simple Assault	6	2	0
		Intimidation	0	0	0
		Human Trafficking, Commercial Sex Acts	0	0	0
		Human Trafficking, Involuntary Servitude	0	0	0
Arrest Overview		Crimes Against Property			
Total Arrests	154	Arson	0	0	0
Adult Arrests	152	Bribery	0	0	0
Juvenile Arrests	2	Burglary/Breaking & Entering	0	0	0
Unknown Age	0	Counterfeiting/Forgery	2	0	0
Arrests per 100,000 population	N/A	Destruction/Damage/Vandalism of Property	2	1	0
		Embezzlement	0	0	0
		Extortion/Blackmail	0	0	0
		False Pretenses/Swindle/Confidence Game	44	10	0
		Credit Card/Automatic Teller Fraud	0	0	0
		Impersonation	7	5	0
		Welfare Fraud	0	0	0
		Wire Fraud	0	0	0
		Identity Theft	5	0	0
		Hacking/Computer Invasion	0	0	0
		Robbery	0	0	0
		Pocket-picking	0	0	0
		Purse-snatching	0	0	0
		Shoplifting	1	0	0
		Theft From Building	0	0	0
		Theft From Coin Operated Machine or Device	0	0	0
		Theft From Motor Vehicle	0	0	0
		Theft of Motor Vehicle Parts/Accessories	0	0	0
		All Other Larceny	3	0	0
		Motor Vehicle Theft	0	0	0
		Stolen Property Offenses	3	3	0
		Crimes Against Society			
		Drug/Narcotic Violations	89	51	1
		Drug Equipment Violations	2	0	0
		Betting/Wagering	0	0	0
		Operating/Promoting/Assisting Gambling	0	0	0
		Gambling Equipment Violations	0	0	0
		Sports Tampering	0	0	0
		Pornography/Obscene Material	3	2	0
		Prostitution	0	0	0
		Assisting or Promoting Prostitution	0	0	0
		Purchasing Prostitution	0	0	0
		Weapon Law Violations	6	1	0
		Animal Cruelty	0	0	0
		Total Group A Offenses	177	77	1
Group B Arrests					
Offense	Adult	Juvenile			
Bad Checks	0	0			
Curfew/Loitering/Vagrancy Violations	0	0			
Disorderly Conduct	0	0			
Driving Under the Influence	64	0			
Drunkenness	4	0			
Family Offenses (Nonviolent)	0	0			
Liquor Law Violations	0	0			
Peeping Tom	0	0			
Runaway	0	0			
Trespass of Real Property	0	0			
All Other Offenses	7	1			
Total Group B	75	1			

(*) Offenses are counted using the FBI Units of Count for Crime

(**) The 'Arrests' column shows arrests made for incidents during the selected period, regardless of arrest date. Arrest counts for the same period may change over time.

State Police - Stafford CO - VA089SP00 - NIBRS Agency Crime Overview - 2019

2019 Population Estimate	N/A	Offenses (*)		Arrests (**)	
		Group A Offenses	Reported	Adult	Juvenile
Law Enforcement Employees		Crimes Against Persons			
Sworn Male	0	Murder and Nonnegligent Manslaughter	2	0	0
Sworn Female	0	Negligent Manslaughter	0	0	0
Civilian Male	0	Kidnapping/Abduction	0	0	0
Civilian Female	0	Forcible Rape	1	0	0
Total:	0	Forcible Sodomy	0	0	0
		Sexual Assault With An Object	0	0	0
		Forcible Fondling	0	0	0
Offense Overview		Incest	0	0	0
Incident Total	83	Statutory Rape	0	0	0
Offense Total	90	Aggravated Assault	3	1	1
Group A Crimes per 100,000 population	N/A	Simple Assault	0	0	0
		Intimidation	0	0	0
		Human Trafficking, Commercial Sex Acts	0	0	0
		Human Trafficking, Involuntary Servitude	0	0	0
Arrest Overview		Crimes Against Property			
Total Arrests	178	Arson	0	0	0
Adult Arrests	176	Bribery	0	0	0
Juvenile Arrests	1	Burglary/Breaking & Entering	0	0	0
Unknown Age	1	Counterfeiting/Forgery	0	0	0
Arrests per 100,000 population	N/A	Destruction/Damage/Vandalism of Property	0	0	0
		Embezzlement	0	0	0
		Extortion/Blackmail	0	0	0
		False Pretenses/Swindle/Confidence Game	15	5	0
		Credit Card/Automatic Teller Fraud	0	0	0
		Impersonation	1	1	0
		Welfare Fraud	0	0	0
		Wire Fraud	0	0	0
		Identity Theft	0	0	0
		Hacking/Computer Invasion	0	0	0
		Robbery	0	0	0
		Pocket-picking	0	0	0
		Purse-snatching	0	0	0
		Shoplifting	0	0	0
		Theft From Building	0	0	0
		Theft From Coin Operated Machine or Device	0	0	0
		Theft From Motor Vehicle	0	0	0
		Theft of Motor Vehicle Parts/Accessories	0	0	0
		All Other Larceny	1	0	0
		Motor Vehicle Theft	1	0	0
		Stolen Property Offenses	0	0	0
		Crimes Against Society			
		Drug/Narcotic Violations	55	44	0
		Drug Equipment Violations	3	1	0
		Betting/Wagering	0	0	0
		Operating/Promoting/Assisting Gambling	0	0	0
		Gambling Equipment Violations	0	0	0
		Sports Tampering	0	0	0
		Pornography/Obscene Material	2	1	0
		Prostitution	0	0	0
		Assisting or Promoting Prostitution	0	0	0
		Purchasing Prostitution	0	0	0
		Weapon Law Violations	6	1	0
		Animal Cruelty	0	0	0
		Total Group A Offenses	90	54	1
Group B Arrests					
Offense	Adult	Juvenile			
Bad Checks	0	0			
Curfew/Loitering/Vagrancy Violations	0	0			
Disorderly Conduct	1	0			
Driving Under the Influence	99	0			
Drunkenness	11	0			
Family Offenses (Nonviolent)	0	0			
Liquor Law Violations	3	0			
Peeping Tom	0	0			
Runaway	0	0			
Trespass of Real Property	0	0			
All Other Offenses	8	0			
Total Group B	122	0			

(*) Offenses are counted using the FBI Units of Count for Crime

(**) The 'Arrests' column shows arrests made for incidents during the selected period, regardless of arrest date. Arrest counts for the same period may change over time.

State Police - Staunton - VA126SP00 - NIBRS Agency Crime Overview - 2019

2019 Population Estimate	N/A	Offenses (*)		Arrests (**)	
		Group A Offenses	Reported	Adult	Juvenile
Law Enforcement Employees		Crimes Against Persons			
Sworn Male	0	Murder and Nonnegligent Manslaughter	0	0	0
Sworn Female	0	Negligent Manslaughter	0	0	0
Civilian Male	0	Kidnapping/Abduction	0	0	0
Civilian Female	0	Forcible Rape	1	0	0
Total:	0	Forcible Sodomy	0	0	0
		Sexual Assault With An Object	0	0	0
		Forcible Fondling	8	0	0
Offense Overview		Incest	0	0	0
Incident Total	120	Statutory Rape	0	0	0
Offense Total	124	Aggravated Assault	4	0	0
Group A Crimes per 100,000 population	N/A	Simple Assault	3	0	0
		Intimidation	0	0	0
		Human Trafficking, Commercial Sex Acts	0	0	0
		Human Trafficking, Involuntary Servitude	0	0	0
Arrest Overview		Crimes Against Property			
Total Arrests	11	Arson	1	0	0
Adult Arrests	11	Bribery	0	0	0
Juvenile Arrests	0	Burglary/Breaking & Entering	0	0	0
Unknown Age	0	Counterfeiting/Forgery	1	0	0
Arrests per 100,000 population	N/A	Destruction/Damage/Vandalism of Property	0	0	0
		Embezzlement	1	0	0
		Extortion/Blackmail	0	0	0
		False Pretenses/Swindle/Confidence Game	10	3	0
		Credit Card/Automatic Teller Fraud	0	0	0
		Impersonation	1	1	0
		Welfare Fraud	0	0	0
		Wire Fraud	0	0	0
		Identity Theft	0	0	0
		Hacking/Computer Invasion	0	0	0
		Robbery	0	0	0
		Pocket-picking	0	0	0
		Purse-snatching	0	0	0
		Shoplifting	0	0	0
		Theft From Building	0	0	0
		Theft From Coin Operated Machine or Device	0	0	0
		Theft From Motor Vehicle	0	0	0
		Theft of Motor Vehicle Parts/Accessories	0	0	0
		All Other Larceny	0	0	0
		Motor Vehicle Theft	0	0	0
		Stolen Property Offenses	1	0	0
		Crimes Against Society			
		Drug/Narcotic Violations	86	2	0
		Drug Equipment Violations	0	0	0
		Betting/Wagering	0	0	0
		Operating/Promoting/Assisting Gambling	0	0	0
		Gambling Equipment Violations	0	0	0
		Sports Tampering	0	0	0
		Pornography/Obscene Material	0	0	0
		Prostitution	0	0	0
		Assisting or Promoting Prostitution	0	0	0
		Purchasing Prostitution	0	0	0
		Weapon Law Violations	7	1	0
		Animal Cruelty	0	0	0
		Total Group A Offenses	124	7	0
Group B Arrests					
Offense	Adult	Juvenile			
Bad Checks	0	0			
Curfew/Loitering/Vagrancy Violations	0	0			
Disorderly Conduct	0	0			
Driving Under the Influence	2	0			
Drunkenness	1	0			
Family Offenses (Nonviolent)	0	0			
Liquor Law Violations	0	0			
Peeping Tom	0	0			
Runaway	0	0			
Trespass of Real Property	0	0			
All Other Offenses	1	0			
Total Group B	4	0			

(*) Offenses are counted using the FBI Units of Count for Crime

(**) The 'Arrests' column shows arrests made for incidents during the selected period, regardless of arrest date. Arrest counts for the same period may change over time.

State Police - Suffolk - VA127SP00 - NIBRS Agency Crime Overview - 2019

2019 Population Estimate	N/A	Offenses (*)			Arrests (**)	
		Group A Offenses	Reported	Adult	Juvenile	
Law Enforcement Employees		Crimes Against Persons				
Sworn Male	0	Murder and Nonnegligent Manslaughter	0	0	0	0
Sworn Female	0	Negligent Manslaughter	0	0	0	0
Civilian Male	0	Kidnapping/Abduction	0	0	0	0
Civilian Female	0	Forcible Rape	0	0	0	0
Total:	0	Forcible Sodomy	0	0	0	0
		Sexual Assault With An Object	0	0	0	0
		Forcible Fondling	0	0	0	0
Offense Overview		Incest	0	0	0	0
Incident Total	42	Statutory Rape	0	0	0	0
Offense Total	45	Aggravated Assault	2	2	0	0
Group A Crimes per 100,000 population	N/A	Simple Assault	0	0	0	0
		Intimidation	0	0	0	0
		Human Trafficking, Commercial Sex Acts	0	0	0	0
		Human Trafficking, Involuntary Servitude	0	0	0	0
Arrest Overview		Crimes Against Property				
Total Arrests	25	Arson	0	0	0	0
Adult Arrests	25	Bribery	0	0	0	0
Juvenile Arrests	0	Burglary/Breaking & Entering	1	0	0	0
Unknown Age	0	Counterfeiting/Forgery	2	2	0	0
Arrests per 100,000 population	N/A	Destruction/Damage/Vandalism of Property	0	0	0	0
		Embezzlement	0	0	0	0
		Extortion/Blackmail	0	0	0	0
		False Pretenses/Swindle/Confidence Game	27	9	0	0
		Credit Card/Automatic Teller Fraud	0	0	0	0
		Impersonation	0	0	0	0
		Welfare Fraud	0	0	0	0
		Wire Fraud	0	0	0	0
		Identity Theft	0	0	0	0
		Hacking/Computer Invasion	0	0	0	0
		Robbery	0	0	0	0
		Pocket-picking	0	0	0	0
		Purse-snatching	0	0	0	0
		Shoplifting	0	0	0	0
		Theft From Building	0	0	0	0
		Theft From Coin Operated Machine or Device	0	0	0	0
		Theft From Motor Vehicle	0	0	0	0
		Theft of Motor Vehicle Parts/Accessories	0	0	0	0
		All Other Larceny	0	0	0	0
		Motor Vehicle Theft	4	0	0	0
		Stolen Property Offenses	3	0	0	0
		Crimes Against Society				
		Drug/Narcotic Violations	3	1	0	0
		Drug Equipment Violations	0	0	0	0
		Betting/Wagering	0	0	0	0
		Operating/Promoting/Assisting Gambling	0	0	0	0
		Gambling Equipment Violations	0	0	0	0
		Sports Tampering	0	0	0	0
		Pornography/Obscene Material	0	0	0	0
		Prostitution	0	0	0	0
		Assisting or Promoting Prostitution	0	0	0	0
		Purchasing Prostitution	0	0	0	0
		Weapon Law Violations	3	0	0	0
		Animal Cruelty	0	0	0	0
		Total Group A Offenses	45	14	0	0
Group B Arrests						
Offense	Adult	Juvenile				
Bad Checks	0	0				
Curfew/Loitering/Vagrancy Violations	0	0				
Disorderly Conduct	0	0				
Driving Under the Influence	1	0				
Drunkenness	0	0				
Family Offenses (Nonviolent)	0	0				
Liquor Law Violations	0	0				
Peeping Tom	0	0				
Runaway	0	0				
Trespass of Real Property	0	0				
All Other Offenses	10	0				
Total Group B	11	0				

(*) Offenses are counted using the FBI Units of Count for Crime

(**) The 'Arrests' column shows arrests made for incidents during the selected period, regardless of arrest date. Arrest counts for the same period may change over time.

State Police - Surry CO - VA090SP00 - NIBRS Agency Crime Overview - 2019

2019 Population Estimate	N/A	Offenses (*)		Arrests (**)	
		Group A Offenses	Reported	Adult	Juvenile
Law Enforcement Employees		Crimes Against Persons			
Sworn Male	0	Murder and Nonnegligent Manslaughter	0	0	0
Sworn Female	0	Negligent Manslaughter	0	0	0
Civilian Male	0	Kidnapping/Abduction	0	0	0
Civilian Female	0	Forcible Rape	0	0	0
Total:	0	Forcible Sodomy	0	0	0
		Sexual Assault With An Object	0	0	0
		Forcible Fondling	0	0	0
Offense Overview		Incest	0	0	0
Incident Total	5	Statutory Rape	0	0	0
Offense Total	5	Aggravated Assault	0	0	0
Group A Crimes per 100,000 population	N/A	Simple Assault	0	0	0
		Intimidation	0	0	0
		Human Trafficking, Commercial Sex Acts	0	0	0
		Human Trafficking, Involuntary Servitude	0	0	0
Arrest Overview		Crimes Against Property			
Total Arrests	3	Arson	0	0	0
Adult Arrests	3	Bribery	0	0	0
Juvenile Arrests	0	Burglary/Breaking & Entering	0	0	0
Unknown Age	0	Counterfeiting/Forgery	0	0	0
Arrests per 100,000 population	N/A	Destruction/Damage/Vandalism of Property	0	0	0
		Embezzlement	0	0	0
		Extortion/Blackmail	0	0	0
		False Pretenses/Swindle/Confidence Game	1	0	0
		Credit Card/Automatic Teller Fraud	0	0	0
		Impersonation	0	0	0
		Welfare Fraud	0	0	0
		Wire Fraud	0	0	0
		Identity Theft	0	0	0
		Hacking/Computer Invasion	0	0	0
		Robbery	0	0	0
		Pocket-picking	0	0	0
		Purse-snatching	0	0	0
		Shoplifting	0	0	0
		Theft From Building	0	0	0
		Theft From Coin Operated Machine or Device	0	0	0
		Theft From Motor Vehicle	0	0	0
		Theft of Motor Vehicle Parts/Accessories	0	0	0
		All Other Larceny	0	0	0
		Motor Vehicle Theft	0	0	0
		Stolen Property Offenses	0	0	0
		Crimes Against Society			
		Drug/Narcotic Violations	4	0	0
		Drug Equipment Violations	0	0	0
		Betting/Wagering	0	0	0
		Operating/Promoting/Assisting Gambling	0	0	0
		Gambling Equipment Violations	0	0	0
		Sports Tampering	0	0	0
		Pornography/Obscene Material	0	0	0
		Prostitution	0	0	0
		Assisting or Promoting Prostitution	0	0	0
		Purchasing Prostitution	0	0	0
		Weapon Law Violations	0	0	0
		Animal Cruelty	0	0	0
		Total Group A Offenses	5	0	0
Group B Arrests					
Offense	Adult	Juvenile			
Bad Checks	0	0			
Curfew/Loitering/Vagrancy Violations	0	0			
Disorderly Conduct	0	0			
Driving Under the Influence	2	0			
Drunkenness	0	0			
Family Offenses (Nonviolent)	0	0			
Liquor Law Violations	0	0			
Peeping Tom	0	0			
Runaway	0	0			
Trespass of Real Property	0	0			
All Other Offenses	1	0			
Total Group B	3	0			

(*) Offenses are counted using the FBI Units of Count for Crime

(**) The 'Arrests' column shows arrests made for incidents during the selected period, regardless of arrest date. Arrest counts for the same period may change over time.

State Police - Sussex CO - VA091SP00 - NIBRS Agency Crime Overview - 2019

2019 Population Estimate	N/A	Offenses (*)		Arrests (**)	
		Group A Offenses	Reported	Adult	Juvenile
Law Enforcement Employees		Crimes Against Persons			
Sworn Male	0	Murder and Nonnegligent Manslaughter	0	0	0
Sworn Female	0	Negligent Manslaughter	0	0	0
Civilian Male	0	Kidnapping/Abduction	0	0	0
Civilian Female	0	Forcible Rape	0	0	0
Total:	0	Forcible Sodomy	0	0	0
		Sexual Assault With An Object	0	0	0
		Forcible Fondling	0	0	0
Offense Overview		Incest	0	0	0
Incident Total	37	Statutory Rape	0	0	0
Offense Total	43	Aggravated Assault	0	0	0
Group A Crimes per 100,000 population	N/A	Simple Assault	1	0	0
		Intimidation	1	0	0
		Human Trafficking, Commercial Sex Acts	0	0	0
		Human Trafficking, Involuntary Servitude	0	0	0
Arrest Overview		Crimes Against Property			
Total Arrests	32	Arson	0	0	0
Adult Arrests	32	Bribery	0	0	0
Juvenile Arrests	0	Burglary/Breaking & Entering	1	0	0
Unknown Age	0	Counterfeiting/Forgery	3	0	0
Arrests per 100,000 population	N/A	Destruction/Damage/Vandalism of Property	0	0	0
		Embezzlement	0	0	0
		Extortion/Blackmail	0	0	0
		False Pretenses/Swindle/Confidence Game	1	0	0
		Credit Card/Automatic Teller Fraud	0	0	0
		Impersonation	3	1	0
		Welfare Fraud	0	0	0
		Wire Fraud	0	0	0
		Identity Theft	1	0	0
		Hacking/Computer Invasion	0	0	0
		Robbery	0	0	0
		Pocket-picking	0	0	0
		Purse-snatching	0	0	0
		Shoplifting	0	0	0
		Theft From Building	0	0	0
		Theft From Coin Operated Machine or Device	0	0	0
		Theft From Motor Vehicle	0	0	0
		Theft of Motor Vehicle Parts/Accessories	0	0	0
		All Other Larceny	1	0	0
		Motor Vehicle Theft	0	0	0
		Stolen Property Offenses	1	1	0
		Crimes Against Society			
		Drug/Narcotic Violations	28	20	0
		Drug Equipment Violations	0	0	0
		Betting/Wagering	0	0	0
		Operating/Promoting/Assisting Gambling	0	0	0
		Gambling Equipment Violations	0	0	0
		Sports Tampering	0	0	0
		Pornography/Obscene Material	0	0	0
		Prostitution	0	0	0
		Assisting or Promoting Prostitution	0	0	0
		Purchasing Prostitution	0	0	0
		Weapon Law Violations	2	0	0
		Animal Cruelty	0	0	0
		Total Group A Offenses	43	22	0

Group B Arrests	Adult	Juvenile
Bad Checks	0	0
Curfew/Loitering/Vagrancy Violations	0	0
Disorderly Conduct	0	0
Driving Under the Influence	6	0
Drunkenness	0	0
Family Offenses (Nonviolent)	0	0
Liquor Law Violations	0	0
Peeping Tom	0	0
Runaway	0	0
Trespass of Real Property	0	0
All Other Offenses	4	0
Total Group B	10	0

(*) Offenses are counted using the FBI Units of Count for Crime

(**) The 'Arrests' column shows arrests made for incidents during the selected period, regardless of arrest date. Arrest counts for the same period may change over time.

State Police - Tazewell CO - VA092SP00 - NIBRS Agency Crime Overview - 2019

2019 Population Estimate	N/A	Offenses (*)		Arrests (**)	
		Group A Offenses	Reported	Adult	Juvenile
Law Enforcement Employees		Crimes Against Persons			
Sworn Male	0	Murder and Nonnegligent Manslaughter	0	0	0
Sworn Female	0	Negligent Manslaughter	0	0	0
Civilian Male	0	Kidnapping/Abduction	1	1	0
Civilian Female	0	Forcible Rape	0	0	0
Total:	0	Forcible Sodomy	0	0	0
		Sexual Assault With An Object	0	0	0
		Forcible Fondling	0	0	0
Offense Overview		Incest	0	0	0
Incident Total	92	Statutory Rape	0	0	0
Offense Total	114	Aggravated Assault	8	2	0
Group A Crimes per 100,000 population	N/A	Simple Assault	1	1	0
		Intimidation	0	0	0
		Human Trafficking, Commercial Sex Acts	0	0	0
		Human Trafficking, Involuntary Servitude	0	0	0
Arrest Overview		Crimes Against Property			
Total Arrests	77	Arson	1	0	0
Adult Arrests	76	Bribery	0	0	0
Juvenile Arrests	1	Burglary/Breaking & Entering	3	0	0
Unknown Age	0	Counterfeiting/Forgery	5	4	0
Arrests per 100,000 population	N/A	Destruction/Damage/Vandalism of Property	1	0	0
		Embezzlement	0	0	0
		Extortion/Blackmail	0	0	0
		False Pretenses/Swindle/Confidence Game	19	9	0
		Credit Card/Automatic Teller Fraud	0	0	0
		Impersonation	4	2	0
		Welfare Fraud	0	0	0
		Wire Fraud	0	0	0
		Identity Theft	2	0	0
		Hacking/Computer Invasion	0	0	0
		Robbery	0	0	0
		Pocket-picking	1	0	0
		Purse-snatching	0	0	0
		Shoplifting	3	3	0
		Theft From Building	0	0	0
		Theft From Coin Operated Machine or Device	0	0	0
		Theft From Motor Vehicle	0	0	0
		Theft of Motor Vehicle Parts/Accessories	0	0	0
		All Other Larceny	9	2	0
		Motor Vehicle Theft	4	0	0
		Stolen Property Offenses	2	1	0
		Crimes Against Society			
		Drug/Narcotic Violations	40	14	1
		Drug Equipment Violations	2	1	0
		Betting/Wagering	0	0	0
		Operating/Promoting/Assisting Gambling	0	0	0
		Gambling Equipment Violations	0	0	0
		Sports Tampering	0	0	0
		Pornography/Obscene Material	1	0	0
		Prostitution	0	0	0
		Assisting or Promoting Prostitution	0	0	0
		Purchasing Prostitution	0	0	0
		Weapon Law Violations	6	0	0
		Animal Cruelty	1	0	0
		Total Group A Offenses	114	40	1
Group B Arrests					
Offense	Adult	Juvenile			
Bad Checks	0	0			
Curfew/Loitering/Vagrancy Violations	0	0			
Disorderly Conduct	0	0			
Driving Under the Influence	18	0			
Drunkenness	7	0			
Family Offenses (Nonviolent)	0	0			
Liquor Law Violations	0	0			
Peeping Tom	0	0			
Runaway	0	0			
Trespass of Real Property	0	0			
All Other Offenses	11	0			
Total Group B	36	0			

(*) Offenses are counted using the FBI Units of Count for Crime

(**) The 'Arrests' column shows arrests made for incidents during the selected period, regardless of arrest date. Arrest counts for the same period may change over time.

State Police - Virginia Beach - VA128SP00 - NIBRS Agency Crime Overview - 2019

2019 Population Estimate	N/A	Offenses (*)			Arrests (**)	
		Group A Offenses	Reported	Adult	Juvenile	
Law Enforcement Employees		Crimes Against Persons				
Sworn Male	0	Murder and Nonnegligent Manslaughter	0	0	0	0
Sworn Female	0	Negligent Manslaughter	0	0	0	0
Civilian Male	0	Kidnapping/Abduction	0	0	0	0
Civilian Female	0	Forcible Rape	0	0	0	0
Total:	0	Forcible Sodomy	0	0	0	0
		Sexual Assault With An Object	0	0	0	0
		Forcible Fondling	0	0	0	0
Offense Overview		Incest	0	0	0	0
Incident Total	137	Statutory Rape	0	0	0	0
Offense Total	211	Aggravated Assault	11	5	0	0
Group A Crimes per 100,000 population	N/A	Simple Assault	9	3	0	0
		Intimidation	0	0	0	0
		Human Trafficking, Commercial Sex Acts	0	0	0	0
		Human Trafficking, Involuntary Servitude	0	0	0	0
Arrest Overview		Crimes Against Property				
Total Arrests	218	Arson	0	0	0	0
Adult Arrests	218	Bribery	0	0	0	0
Juvenile Arrests	0	Burglary/Breaking & Entering	0	0	0	0
Unknown Age	0	Counterfeiting/Forgery	3	2	0	0
Arrests per 100,000 population	N/A	Destruction/Damage/Vandalism of Property	0	0	0	0
		Embezzlement	0	0	0	0
		Extortion/Blackmail	0	0	0	0
		False Pretenses/Swindle/Confidence Game	96	67	0	0
		Credit Card/Automatic Teller Fraud	0	0	0	0
		Impersonation	3	0	0	0
		Welfare Fraud	0	0	0	0
		Wire Fraud	0	0	0	0
		Identity Theft	2	0	0	0
		Hacking/Computer Invasion	0	0	0	0
		Robbery	0	0	0	0
		Pocket-picking	0	0	0	0
		Purse-snatching	0	0	0	0
		Shoplifting	0	0	0	0
		Theft From Building	0	0	0	0
		Theft From Coin Operated Machine or Device	0	0	0	0
		Theft From Motor Vehicle	0	0	0	0
		Theft of Motor Vehicle Parts/Accessories	0	0	0	0
		All Other Larceny	0	0	0	0
		Motor Vehicle Theft	0	0	0	0
		Stolen Property Offenses	3	1	0	0
		Crimes Against Society				
		Drug/Narcotic Violations	21	12	0	0
		Drug Equipment Violations	1	0	0	0
		Betting/Wagering	0	0	0	0
		Operating/Promoting/Assisting Gambling	0	0	0	0
		Gambling Equipment Violations	0	0	0	0
		Sports Tampering	0	0	0	0
		Pornography/Obscene Material	0	0	0	0
		Prostitution	0	0	0	0
		Assisting or Promoting Prostitution	0	0	0	0
		Purchasing Prostitution	0	0	0	0
		Weapon Law Violations	62	1	0	0
		Animal Cruelty	0	0	0	0
		Total Group A Offenses	211	91	0	0
Group B Arrests						
Offense	Adult	Juvenile				
Bad Checks	0	0				
Curfew/Loitering/Vagrancy Violations	0	0				
Disorderly Conduct	1	0				
Driving Under the Influence	91	0				
Drunkenness	0	0				
Family Offenses (Nonviolent)	0	0				
Liquor Law Violations	1	0				
Peeping Tom	0	0				
Runaway	0	0				
Trespass of Real Property	0	0				
All Other Offenses	34	0				
Total Group B	127	0				

(*) Offenses are counted using the FBI Units of Count for Crime

(**) The 'Arrests' column shows arrests made for incidents during the selected period, regardless of arrest date. Arrest counts for the same period may change over time.

State Police - Warren CO - VA093SP00 - NIBRS Agency Crime Overview - 2019

2019 Population Estimate	N/A	Offenses (*)		Arrests (**)	
		Group A Offenses	Reported	Adult	Juvenile
Law Enforcement Employees		Crimes Against Persons			
Sworn Male	0	Murder and Nonnegligent Manslaughter	1	0	0
Sworn Female	0	Negligent Manslaughter	0	0	0
Civilian Male	0	Kidnapping/Abduction	0	0	0
Civilian Female	0	Forcible Rape	0	0	0
Total:	0	Forcible Sodomy	0	0	0
		Sexual Assault With An Object	0	0	0
		Forcible Fondling	0	0	0
Offense Overview		Incest	0	0	0
Incident Total	284	Statutory Rape	0	0	0
Offense Total	306	Aggravated Assault	3	0	0
Group A Crimes per 100,000 population	N/A	Simple Assault	2	0	0
		Intimidation	0	0	0
		Human Trafficking, Commercial Sex Acts	0	0	0
		Human Trafficking, Involuntary Servitude	0	0	0
Arrest Overview		Crimes Against Property			
Total Arrests	71	Arson	0	0	0
Adult Arrests	69	Bribery	0	0	0
Juvenile Arrests	2	Burglary/Breaking & Entering	0	0	0
Unknown Age	0	Counterfeiting/Forgery	3	1	0
Arrests per 100,000 population	N/A	Destruction/Damage/Vandalism of Property	0	0	0
		Embezzlement	0	0	0
		Extortion/Blackmail	0	0	0
		False Pretenses/Swindle/Confidence Game	31	0	0
		Credit Card/Automatic Teller Fraud	0	0	0
		Impersonation	0	0	0
		Welfare Fraud	0	0	0
		Wire Fraud	0	0	0
		Identity Theft	0	0	0
		Hacking/Computer Invasion	0	0	0
		Robbery	0	0	0
		Pocket-picking	0	0	0
		Purse-snatching	0	0	0
		Shoplifting	0	0	0
		Theft From Building	0	0	0
		Theft From Coin Operated Machine or Device	0	0	0
		Theft From Motor Vehicle	0	0	0
		Theft of Motor Vehicle Parts/Accessories	0	0	0
		All Other Larceny	3	0	0
		Motor Vehicle Theft	0	0	0
		Stolen Property Offenses	0	0	0
		Crimes Against Society			
		Drug/Narcotic Violations	250	49	2
		Drug Equipment Violations	6	1	0
		Betting/Wagering	0	0	0
		Operating/Promoting/Assisting Gambling	0	0	0
		Gambling Equipment Violations	0	0	0
		Sports Tampering	0	0	0
		Pornography/Obscene Material	1	0	0
		Prostitution	0	0	0
		Assisting or Promoting Prostitution	0	0	0
		Purchasing Prostitution	0	0	0
		Weapon Law Violations	6	1	0
		Animal Cruelty	0	0	0
		Total Group A Offenses	306	52	2
Group B Arrests					
Offense	Adult	Juvenile			
Bad Checks	0	0			
Curfew/Loitering/Vagrancy Violations	0	0			
Disorderly Conduct	0	0			
Driving Under the Influence	10	0			
Drunkenness	0	0			
Family Offenses (Nonviolent)	0	0			
Liquor Law Violations	0	0			
Peeping Tom	0	0			
Runaway	0	0			
Trespass of Real Property	0	0			
All Other Offenses	7	0			
Total Group B	17	0			

(*) Offenses are counted using the FBI Units of Count for Crime

(**) The 'Arrests' column shows arrests made for incidents during the selected period, regardless of arrest date. Arrest counts for the same period may change over time.

State Police - Washington CO - VA094SP00 - NIBRS Agency Crime Overview - 2019

2019 Population Estimate	N/A	Offenses (*)		Arrests (**)	
		Group A Offenses	Reported	Adult	Juvenile
Law Enforcement Employees		Crimes Against Persons			
Sworn Male	0	Murder and Nonnegligent Manslaughter	0	0	0
Sworn Female	0	Negligent Manslaughter	0	0	0
Civilian Male	0	Kidnapping/Abduction	0	0	0
Civilian Female	0	Forcible Rape	0	0	0
Total:	0	Forcible Sodomy	0	0	0
		Sexual Assault With An Object	0	0	0
		Forcible Fondling	0	0	0
Offense Overview		Incest	0	0	0
Incident Total	62	Statutory Rape	0	0	0
Offense Total	72	Aggravated Assault	1	1	0
Group A Crimes per 100,000 population	N/A	Simple Assault	2	2	0
		Intimidation	0	0	0
		Human Trafficking, Commercial Sex Acts	0	0	0
		Human Trafficking, Involuntary Servitude	0	0	0
Arrest Overview		Crimes Against Property			
Total Arrests	72	Arson	2	0	0
Adult Arrests	72	Bribery	0	0	0
Juvenile Arrests	0	Burglary/Breaking & Entering	0	0	0
Unknown Age	0	Counterfeiting/Forgery	2	1	0
Arrests per 100,000 population	N/A	Destruction/Damage/Vandalism of Property	1	0	0
		Embezzlement	2	0	0
		Extortion/Blackmail	0	0	0
		False Pretenses/Swindle/Confidence Game	7	1	0
		Credit Card/Automatic Teller Fraud	0	0	0
		Impersonation	0	0	0
		Welfare Fraud	0	0	0
		Wire Fraud	0	0	0
		Identity Theft	1	0	0
		Hacking/Computer Invasion	0	0	0
		Robbery	0	0	0
		Pocket-picking	1	0	0
		Purse-snatching	0	0	0
		Shoplifting	0	0	0
		Theft From Building	0	0	0
		Theft From Coin Operated Machine or Device	0	0	0
		Theft From Motor Vehicle	0	0	0
		Theft of Motor Vehicle Parts/Accessories	0	0	0
		All Other Larceny	9	0	0
		Motor Vehicle Theft	1	1	0
		Stolen Property Offenses	1	1	0
		Crimes Against Society			
		Drug/Narcotic Violations	31	12	0
		Drug Equipment Violations	5	4	0
		Betting/Wagering	0	0	0
		Operating/Promoting/Assisting Gambling	0	0	0
		Gambling Equipment Violations	0	0	0
		Sports Tampering	0	0	0
		Pornography/Obscene Material	2	0	0
		Prostitution	0	0	0
		Assisting or Promoting Prostitution	0	0	0
		Purchasing Prostitution	0	0	0
		Weapon Law Violations	4	0	0
		Animal Cruelty	0	0	0
		Total Group A Offenses	72	23	0
Group B Arrests					
Offense	Adult	Juvenile			
Bad Checks	0	0			
Curfew/Loitering/Vagrancy Violations	0	0			
Disorderly Conduct	1	0			
Driving Under the Influence	42	0			
Drunkenness	1	0			
Family Offenses (Nonviolent)	0	0			
Liquor Law Violations	0	0			
Peeping Tom	0	0			
Runaway	0	0			
Trespass of Real Property	0	0			
All Other Offenses	5	0			
Total Group B	49	0			

(*) Offenses are counted using the FBI Units of Count for Crime

(**) The 'Arrests' column shows arrests made for incidents during the selected period, regardless of arrest date. Arrest counts for the same period may change over time.

State Police - Waynesboro - VA129SP00 - NIBRS Agency Crime Overview - 2019

2019 Population Estimate	N/A	Offenses (*)			Arrests (**)	
		Group A Offenses	Reported	Adult	Juvenile	
Law Enforcement Employees		Crimes Against Persons				
Sworn Male	0	Murder and Nonnegligent Manslaughter	0	0	0	0
Sworn Female	0	Negligent Manslaughter	0	0	0	0
Civilian Male	0	Kidnapping/Abduction	0	0	0	0
Civilian Female	0	Forcible Rape	0	0	0	0
Total:	0	Forcible Sodomy	0	0	0	0
		Sexual Assault With An Object	0	0	0	0
		Forcible Fondling	1	0	0	0
Offense Overview		Incest	0	0	0	0
Incident Total	25	Statutory Rape	0	0	0	0
Offense Total	27	Aggravated Assault	0	0	0	0
Group A Crimes per 100,000 population	N/A	Simple Assault	0	0	0	0
		Intimidation	0	0	0	0
		Human Trafficking, Commercial Sex Acts	0	0	0	0
		Human Trafficking, Involuntary Servitude	0	0	0	0
Arrest Overview		Crimes Against Property				
Total Arrests	21	Arson	0	0	0	0
Adult Arrests	21	Bribery	0	0	0	0
Juvenile Arrests	0	Burglary/Breaking & Entering	0	0	0	0
Unknown Age	0	Counterfeiting/Forgery	0	0	0	0
Arrests per 100,000 population	N/A	Destruction/Damage/Vandalism of Property	0	0	0	0
		Embezzlement	0	0	0	0
		Extortion/Blackmail	0	0	0	0
		False Pretenses/Swindle/Confidence Game	4	2	0	0
		Credit Card/Automatic Teller Fraud	0	0	0	0
		Impersonation	0	0	0	0
		Welfare Fraud	0	0	0	0
		Wire Fraud	0	0	0	0
		Identity Theft	0	0	0	0
		Hacking/Computer Invasion	0	0	0	0
		Robbery	0	0	0	0
		Pocket-picking	0	0	0	0
		Purse-snatching	0	0	0	0
		Shoplifting	0	0	0	0
		Theft From Building	0	0	0	0
		Theft From Coin Operated Machine or Device	0	0	0	0
		Theft From Motor Vehicle	0	0	0	0
		Theft of Motor Vehicle Parts/Accessories	0	0	0	0
		All Other Larceny	1	1	0	0
		Motor Vehicle Theft	1	2	0	0
		Stolen Property Offenses	0	0	0	0
		Crimes Against Society				
		Drug/Narcotic Violations	20	8	0	0
		Drug Equipment Violations	0	0	0	0
		Betting/Wagering	0	0	0	0
		Operating/Promoting/Assisting Gambling	0	0	0	0
		Gambling Equipment Violations	0	0	0	0
		Sports Tampering	0	0	0	0
		Pornography/Obscene Material	0	0	0	0
		Prostitution	0	0	0	0
		Assisting or Promoting Prostitution	0	0	0	0
		Purchasing Prostitution	0	0	0	0
		Weapon Law Violations	0	0	0	0
		Animal Cruelty	0	0	0	0
		Total Group A Offenses	27	13	0	0
Group B Arrests						
Offense	Adult	Juvenile				
Bad Checks	0	0				
Curfew/Loitering/Vagrancy Violations	0	0				
Disorderly Conduct	1	0				
Driving Under the Influence	5	0				
Drunkenness	0	0				
Family Offenses (Nonviolent)	0	0				
Liquor Law Violations	0	0				
Peeping Tom	0	0				
Runaway	0	0				
Trespass of Real Property	0	0				
All Other Offenses	2	0				
Total Group B	8	0				

(*) Offenses are counted using the FBI Units of Count for Crime

(**) The 'Arrests' column shows arrests made for incidents during the selected period, regardless of arrest date. Arrest counts for the same period may change over time.

State Police - Westmoreland CO - VA095SP00 - NIBRS Agency Crime Overview - 2019

2019 Population Estimate	N/A	Offenses (*)			Arrests (**)	
		Group A Offenses	Reported	Adult	Juvenile	
Law Enforcement Employees		Crimes Against Persons				
Sworn Male	0	Murder and Nonnegligent Manslaughter	0	0	0	0
Sworn Female	0	Negligent Manslaughter	0	0	0	0
Civilian Male	0	Kidnapping/Abduction	0	0	0	0
Civilian Female	0	Forcible Rape	0	0	0	0
Total:	0	Forcible Sodomy	0	0	0	0
		Sexual Assault With An Object	0	0	0	0
		Forcible Fondling	0	0	0	0
Offense Overview		Incest	0	0	0	0
Incident Total	22	Statutory Rape	0	0	0	0
Offense Total	24	Aggravated Assault	3	1	0	0
Group A Crimes per 100,000 population	N/A	Simple Assault	1	1	0	0
		Intimidation	0	0	0	0
		Human Trafficking, Commercial Sex Acts	0	0	0	0
		Human Trafficking, Involuntary Servitude	0	0	0	0
Arrest Overview		Crimes Against Property				
Total Arrests	35	Arson	0	0	0	0
Adult Arrests	35	Bribery	0	0	0	0
Juvenile Arrests	0	Burglary/Breaking & Entering	0	0	0	0
Unknown Age	0	Counterfeiting/Forgery	0	0	0	0
Arrests per 100,000 population	N/A	Destruction/Damage/Vandalism of Property	2	1	0	0
		Embezzlement	0	0	0	0
		Extortion/Blackmail	0	0	0	0
		False Pretenses/Swindle/Confidence Game	2	0	0	0
		Credit Card/Automatic Teller Fraud	0	0	0	0
		Impersonation	0	0	0	0
		Welfare Fraud	0	0	0	0
		Wire Fraud	0	0	0	0
		Identity Theft	0	0	0	0
		Hacking/Computer Invasion	0	0	0	0
		Robbery	0	0	0	0
		Pocket-picking	0	0	0	0
		Purse-snatching	0	0	0	0
		Shoplifting	0	0	0	0
		Theft From Building	0	0	0	0
		Theft From Coin Operated Machine or Device	0	0	0	0
		Theft From Motor Vehicle	0	0	0	0
		Theft of Motor Vehicle Parts/Accessories	0	0	0	0
		All Other Larceny	1	0	0	0
		Motor Vehicle Theft	0	0	0	0
		Stolen Property Offenses	2	2	0	0
		Crimes Against Society				
		Drug/Narcotic Violations	12	10	0	0
		Drug Equipment Violations	1	1	0	0
		Betting/Wagering	0	0	0	0
		Operating/Promoting/Assisting Gambling	0	0	0	0
		Gambling Equipment Violations	0	0	0	0
		Sports Tampering	0	0	0	0
		Pornography/Obscene Material	0	0	0	0
		Prostitution	0	0	0	0
		Assisting or Promoting Prostitution	0	0	0	0
		Purchasing Prostitution	0	0	0	0
		Weapon Law Violations	0	0	0	0
		Animal Cruelty	0	0	0	0
		Total Group A Offenses	24	16	0	0
Group B Arrests						
Offense	Adult	Juvenile				
Bad Checks	0	0				
Curfew/Loitering/Vagrancy Violations	1	0				
Disorderly Conduct	0	0				
Driving Under the Influence	13	0				
Drunkenness	2	0				
Family Offenses (Nonviolent)	0	0				
Liquor Law Violations	0	0				
Peeping Tom	0	0				
Runaway	0	0				
Trespass of Real Property	0	0				
All Other Offenses	3	0				
Total Group B	19	0				

(*) Offenses are counted using the FBI Units of Count for Crime

(**) The 'Arrests' column shows arrests made for incidents during the selected period, regardless of arrest date. Arrest counts for the same period may change over time.

State Police - Williamsburg - VA130SP00 - NIBRS Agency Crime Overview - 2019

2019 Population Estimate	N/A	Offenses (*)		Arrests (**)	
		Group A Offenses	Reported	Adult	Juvenile
Law Enforcement Employees		Crimes Against Persons			
Sworn Male	0	Murder and Nonnegligent Manslaughter	0	0	0
Sworn Female	0	Negligent Manslaughter	0	0	0
Civilian Male	0	Kidnapping/Abduction	0	0	0
Civilian Female	0	Forcible Rape	0	0	0
Total:	0	Forcible Sodomy	0	0	0
		Sexual Assault With An Object	0	0	0
		Forcible Fondling	0	0	0
Offense Overview		Incest	0	0	0
Incident Total	6	Statutory Rape	0	0	0
Offense Total	6	Aggravated Assault	0	0	0
Group A Crimes per 100,000 population	N/A	Simple Assault	2	0	0
		Intimidation	0	0	0
		Human Trafficking, Commercial Sex Acts	0	0	0
		Human Trafficking, Involuntary Servitude	0	0	0
Arrest Overview		Crimes Against Property			
Total Arrests	3	Arson	0	0	0
Adult Arrests	2	Bribery	0	0	0
Juvenile Arrests	1	Burglary/Breaking & Entering	0	0	0
Unknown Age	0	Counterfeiting/Forgery	0	0	0
Arrests per 100,000 population	N/A	Destruction/Damage/Vandalism of Property	0	0	0
		Embezzlement	0	0	0
		Extortion/Blackmail	0	0	0
		False Pretenses/Swindle/Confidence Game	3	0	0
		Credit Card/Automatic Teller Fraud	0	0	0
		Impersonation	0	0	0
		Welfare Fraud	0	0	0
		Wire Fraud	0	0	0
		Identity Theft	0	0	0
		Hacking/Computer Invasion	0	0	0
		Robbery	0	0	0
		Pocket-picking	0	0	0
		Purse-snatching	0	0	0
		Shoplifting	0	0	0
		Theft From Building	0	0	0
		Theft From Coin Operated Machine or Device	0	0	0
		Theft From Motor Vehicle	0	0	0
		Theft of Motor Vehicle Parts/Accessories	0	0	0
		All Other Larceny	0	0	0
		Motor Vehicle Theft	0	0	0
		Stolen Property Offenses	0	0	0
		Crimes Against Society			
		Drug/Narcotic Violations	1	0	0
		Drug Equipment Violations	0	0	0
		Betting/Wagering	0	0	0
		Operating/Promoting/Assisting Gambling	0	0	0
		Gambling Equipment Violations	0	0	0
		Sports Tampering	0	0	0
		Pornography/Obscene Material	0	0	0
		Prostitution	0	0	0
		Assisting or Promoting Prostitution	0	0	0
		Purchasing Prostitution	0	0	0
		Weapon Law Violations	0	0	0
		Animal Cruelty	0	0	0
		Total Group A Offenses	6	0	0

Group B Arrests	Adult	Juvenile
Bad Checks	0	0
Curfew/Loitering/Vagrancy Violations	0	0
Disorderly Conduct	0	0
Driving Under the Influence	1	1
Drunkenness	1	0
Family Offenses (Nonviolent)	0	0
Liquor Law Violations	0	0
Peeping Tom	0	0
Runaway	0	0
Trespass of Real Property	0	0
All Other Offenses	0	0
Total Group B	2	1

(*) Offenses are counted using the FBI Units of Count for Crime

(**) The 'Arrests' column shows arrests made for incidents during the selected period, regardless of arrest date. Arrest counts for the same period may change over time.

State Police - Winchester - VA131SP00 - NIBRS Agency Crime Overview - 2019

2019 Population Estimate	N/A	Offenses (*)			Arrests (**)	
		Group A Offenses	Reported	Adult	Juvenile	
Law Enforcement Employees		Crimes Against Persons				
Sworn Male	0	Murder and Nonnegligent Manslaughter	0	0	0	0
Sworn Female	0	Negligent Manslaughter	0	0	0	0
Civilian Male	0	Kidnapping/Abduction	0	0	0	0
Civilian Female	0	Forcible Rape	0	0	0	0
Total:	0	Forcible Sodomy	0	0	0	0
		Sexual Assault With An Object	0	0	0	0
		Forcible Fondling	0	0	0	0
Offense Overview		Incest	0	0	0	0
Incident Total	133	Statutory Rape	0	0	0	0
Offense Total	137	Aggravated Assault	0	0	0	0
Group A Crimes per 100,000 population	N/A	Simple Assault	0	0	0	0
		Intimidation	0	0	0	0
		Human Trafficking, Commercial Sex Acts	0	0	0	0
		Human Trafficking, Involuntary Servitude	0	0	0	0
Arrest Overview		Crimes Against Property				
Total Arrests	29	Arson	0	0	0	0
Adult Arrests	28	Bribery	0	0	0	0
Juvenile Arrests	1	Burglary/Breaking & Entering	0	0	0	0
Unknown Age	0	Counterfeiting/Forgery	1	1	0	0
Arrests per 100,000 population	N/A	Destruction/Damage/Vandalism of Property	0	0	0	0
		Embezzlement	0	0	0	0
		Extortion/Blackmail	0	0	0	0
		False Pretenses/Swindle/Confidence Game	20	1	0	0
		Credit Card/Automatic Teller Fraud	0	0	0	0
		Impersonation	0	0	0	0
		Welfare Fraud	0	0	0	0
		Wire Fraud	0	0	0	0
		Identity Theft	1	0	0	0
		Hacking/Computer Invasion	0	0	0	0
		Robbery	0	0	0	0
		Pocket-picking	0	0	0	0
		Purse-snatching	0	0	0	0
		Shoplifting	0	0	0	0
		Theft From Building	0	0	0	0
		Theft From Coin Operated Machine or Device	0	0	0	0
		Theft From Motor Vehicle	0	0	0	0
		Theft of Motor Vehicle Parts/Accessories	0	0	0	0
		All Other Larceny	1	0	0	0
		Motor Vehicle Theft	0	0	0	0
		Stolen Property Offenses	0	0	0	0
		Crimes Against Society				
		Drug/Narcotic Violations	112	14	1	1
		Drug Equipment Violations	0	0	0	0
		Betting/Wagering	0	0	0	0
		Operating/Promoting/Assisting Gambling	0	0	0	0
		Gambling Equipment Violations	0	0	0	0
		Sports Tampering	0	0	0	0
		Pornography/Obscene Material	0	0	0	0
		Prostitution	0	0	0	0
		Assisting or Promoting Prostitution	0	0	0	0
		Purchasing Prostitution	0	0	0	0
		Weapon Law Violations	2	0	0	0
		Animal Cruelty	0	0	0	0
		Total Group A Offenses	137	16	1	1
Group B Arrests						
Offense	Adult	Juvenile				
Bad Checks	0	0				
Curfew/Loitering/Vagrancy Violations	0	0				
Disorderly Conduct	0	0				
Driving Under the Influence	2	0				
Drunkenness	1	0				
Family Offenses (Nonviolent)	0	0				
Liquor Law Violations	3	0				
Peeping Tom	0	0				
Runaway	0	0				
Trespass of Real Property	0	0				
All Other Offenses	6	0				
Total Group B	12	0				

(*) Offenses are counted using the FBI Units of Count for Crime

(**) The 'Arrests' column shows arrests made for incidents during the selected period, regardless of arrest date. Arrest counts for the same period may change over time.

State Police - Wise CO - VA096SP00 - NIBRS Agency Crime Overview - 2019

2019 Population Estimate	N/A	Offenses (*)		Arrests (**)		
		Reported	Adult	Juvenile		
Law Enforcement Employees		Group A Offenses				
		Crimes Against Persons				
Sworn Male	0	Murder and Nonnegligent Manslaughter	0	0	0	
Sworn Female	0	Negligent Manslaughter	1	1	0	
Civilian Male	0	Kidnapping/Abduction	0	0	0	
Civilian Female	0	Forcible Rape	0	0	0	
Total:	0	Forcible Sodomy	0	0	0	
		Sexual Assault With An Object	0	0	0	
		Forcible Fondling	5	0	0	
Offense Overview		Incest	0	0	0	
Incident Total	59	Statutory Rape	0	0	0	
Offense Total	73	Aggravated Assault	0	0	0	
Group A Crimes per 100,000 population	N/A	Simple Assault	3	2	0	
		Intimidation	0	0	0	
		Human Trafficking, Commercial Sex Acts	0	0	0	
		Human Trafficking, Involuntary Servitude	0	0	0	
Arrest Overview		Crimes Against Property				
Total Arrests	38	Arson	0	0	0	
Adult Arrests	38	Bribery	0	0	0	
Juvenile Arrests	0	Burglary/Breaking & Entering	1	0	0	
Unknown Age	0	Counterfeiting/Forgery	1	1	0	
Arrests per 100,000 population	N/A	Destruction/Damage/Vandalism of Property	1	0	0	
		Embezzlement	0	0	0	
		Extortion/Blackmail	1	0	0	
		False Pretenses/Swindle/Confidence Game	12	5	0	
		Credit Card/Automatic Teller Fraud	0	0	0	
		Impersonation	0	0	0	
		Welfare Fraud	0	0	0	
		Wire Fraud	0	0	0	
		Identity Theft	0	0	0	
		Hacking/Computer Invasion	0	0	0	
		Robbery	0	0	0	
		Pocket-picking	0	0	0	
		Purse-snatching	0	0	0	
		Shoplifting	0	0	0	
		Theft From Building	0	0	0	
		Theft From Coin Operated Machine or Device	0	0	0	
		Theft From Motor Vehicle	0	0	0	
		Theft of Motor Vehicle Parts/Accessories	0	0	0	
		All Other Larceny	3	0	0	
		Motor Vehicle Theft	3	0	0	
		Stolen Property Offenses	1	0	0	
		Crimes Against Society				
		Drug/Narcotic Violations	27	16	0	
		Drug Equipment Violations	6	2	0	
		Betting/Wagering	0	0	0	
		Operating/Promoting/Assisting Gambling	0	0	0	
		Gambling Equipment Violations	0	0	0	
		Sports Tampering	0	0	0	
		Pornography/Obscene Material	1	1	0	
		Prostitution	0	0	0	
		Assisting or Promoting Prostitution	0	0	0	
		Purchasing Prostitution	0	0	0	
		Weapon Law Violations	7	1	0	
		Animal Cruelty	0	0	0	
		Total Group A Offenses	73	29	0	
Group B Arrests						
Offense	Adult	Juvenile				
Bad Checks	0	0				
Curfew/Loitering/Vagrancy Violations	0	0				
Disorderly Conduct	0	0				
Driving Under the Influence	8	0				
Drunkenness	0	0				
Family Offenses (Nonviolent)	0	0				
Liquor Law Violations	0	0				
Peeping Tom	0	0				
Runaway	0	0				
Trespass of Real Property	0	0				
All Other Offenses	1	0				
Total Group B	9	0				

(*) Offenses are counted using the FBI Units of Count for Crime

(**) The 'Arrests' column shows arrests made for incidents during the selected period, regardless of arrest date. Arrest counts for the same period may change over time.

State Police - Wythe CO - VA097SP00 - NIBRS Agency Crime Overview - 2019

2019 Population Estimate	N/A	Offenses (*)		Arrests (**)	
		Group A Offenses	Reported	Adult	Juvenile
Law Enforcement Employees		Crimes Against Persons			
Sworn Male	0	Murder and Nonnegligent Manslaughter	0	0	0
Sworn Female	0	Negligent Manslaughter	0	0	0
Civilian Male	0	Kidnapping/Abduction	1	0	0
Civilian Female	0	Forcible Rape	1	0	0
Total:	0	Forcible Sodomy	0	0	0
		Sexual Assault With An Object	1	1	0
		Forcible Fondling	0	0	0
Offense Overview		Incest	0	0	0
Incident Total	111	Statutory Rape	0	0	0
Offense Total	142	Aggravated Assault	5	2	0
Group A Crimes per 100,000 population	N/A	Simple Assault	7	3	0
		Intimidation	0	0	0
		Human Trafficking, Commercial Sex Acts	0	0	0
		Human Trafficking, Involuntary Servitude	0	0	0
Arrest Overview		Crimes Against Property			
Total Arrests	86	Arson	2	1	0
Adult Arrests	86	Bribery	0	0	0
Juvenile Arrests	0	Burglary/Breaking & Entering	0	0	0
Unknown Age	0	Counterfeiting/Forgery	6	5	0
Arrests per 100,000 population	N/A	Destruction/Damage/Vandalism of Property	2	0	0
		Embezzlement	1	0	0
		Extortion/Blackmail	0	0	0
		False Pretenses/Swindle/Confidence Game	15	6	0
		Credit Card/Automatic Teller Fraud	1	0	0
		Impersonation	4	2	0
		Welfare Fraud	1	0	0
		Wire Fraud	0	0	0
		Identity Theft	0	0	0
		Hacking/Computer Invasion	0	0	0
		Robbery	0	0	0
		Pocket-picking	0	0	0
		Purse-snatching	0	0	0
		Shoplifting	0	0	0
		Theft From Building	0	0	0
		Theft From Coin Operated Machine or Device	0	0	0
		Theft From Motor Vehicle	0	0	0
		Theft of Motor Vehicle Parts/Accessories	0	0	0
		All Other Larceny	12	4	0
		Motor Vehicle Theft	6	2	0
		Stolen Property Offenses	5	4	0
		Crimes Against Society			
		Drug/Narcotic Violations	66	37	0
		Drug Equipment Violations	1	0	0
		Betting/Wagering	0	0	0
		Operating/Promoting/Assisting Gambling	0	0	0
		Gambling Equipment Violations	0	0	0
		Sports Tampering	0	0	0
		Pornography/Obscene Material	1	0	0
		Prostitution	0	0	0
		Assisting or Promoting Prostitution	0	0	0
		Purchasing Prostitution	0	0	0
		Weapon Law Violations	4	1	0
		Animal Cruelty	0	0	0
		Total Group A Offenses	142	68	0
Group B Arrests					
Offense	Adult	Juvenile			
Bad Checks	0	0			
Curfew/Loitering/Vagrancy Violations	0	0			
Disorderly Conduct	1	0			
Driving Under the Influence	12	0			
Drunkenness	1	0			
Family Offenses (Nonviolent)	0	0			
Liquor Law Violations	0	0			
Peeping Tom	0	0			
Runaway	0	0			
Trespass of Real Property	0	0			
All Other Offenses	4	0			
Total Group B	18	0			

(*) Offenses are counted using the FBI Units of Count for Crime

(**) The 'Arrests' column shows arrests made for incidents during the selected period, regardless of arrest date. Arrest counts for the same period may change over time.

State Police - York CO - VA098SP00 - NIBRS Agency Crime Overview - 2019

2019 Population Estimate	N/A	Offenses (*)		Arrests (**)	
		Group A Offenses	Reported	Adult	Juvenile
Law Enforcement Employees		Crimes Against Persons			
Sworn Male	0	Murder and Nonnegligent Manslaughter	0	0	0
Sworn Female	0	Negligent Manslaughter	0	0	0
Civilian Male	0	Kidnapping/Abduction	0	0	0
Civilian Female	0	Forcible Rape	0	0	0
Total:	0	Forcible Sodomy	0	0	0
		Sexual Assault With An Object	0	0	0
		Forcible Fondling	0	0	0
Offense Overview		Incest	0	0	0
Incident Total	34	Statutory Rape	0	0	0
Offense Total	37	Aggravated Assault	3	1	0
Group A Crimes per 100,000 population	N/A	Simple Assault	0	0	0
		Intimidation	0	0	0
		Human Trafficking, Commercial Sex Acts	0	0	0
		Human Trafficking, Involuntary Servitude	0	0	0
Arrest Overview		Crimes Against Property			
Total Arrests	76	Arson	0	0	0
Adult Arrests	76	Bribery	0	0	0
Juvenile Arrests	0	Burglary/Breaking & Entering	0	0	0
Unknown Age	0	Counterfeiting/Forgery	0	0	0
Arrests per 100,000 population	N/A	Destruction/Damage/Vandalism of Property	0	0	0
		Embezzlement	0	0	0
		Extortion/Blackmail	0	0	0
		False Pretenses/Swindle/Confidence Game	4	2	0
		Credit Card/Automatic Teller Fraud	0	0	0
		Impersonation	2	1	0
		Welfare Fraud	0	0	0
		Wire Fraud	0	0	0
		Identity Theft	1	1	0
		Hacking/Computer Invasion	0	0	0
		Robbery	0	0	0
		Pocket-picking	0	0	0
		Purse-snatching	0	0	0
		Shoplifting	0	0	0
		Theft From Building	0	0	0
		Theft From Coin Operated Machine or Device	0	0	0
		Theft From Motor Vehicle	0	0	0
		Theft of Motor Vehicle Parts/Accessories	0	0	0
		All Other Larceny	1	0	0
		Motor Vehicle Theft	1	1	0
		Stolen Property Offenses	1	1	0
		Crimes Against Society			
		Drug/Narcotic Violations	20	15	0
		Drug Equipment Violations	0	0	0
		Betting/Wagering	0	0	0
		Operating/Promoting/Assisting Gambling	0	0	0
		Gambling Equipment Violations	0	0	0
		Sports Tampering	0	0	0
		Pornography/Obscene Material	0	0	0
		Prostitution	0	0	0
		Assisting or Promoting Prostitution	0	0	0
		Purchasing Prostitution	0	0	0
		Weapon Law Violations	4	2	0
		Animal Cruelty	0	0	0
		Total Group A Offenses	37	24	0
Group B Arrests					
Offense	Adult	Juvenile			
Bad Checks	0	0			
Curfew/Loitering/Vagrancy Violations	0	0			
Disorderly Conduct	1	0			
Driving Under the Influence	44	0			
Drunkenness	0	0			
Family Offenses (Nonviolent)	0	0			
Liquor Law Violations	0	0			
Peeping Tom	0	0			
Runaway	0	0			
Trespass of Real Property	0	0			
All Other Offenses	7	0			
Total Group B	52	0			

(*) Offenses are counted using the FBI Units of Count for Crime

(**) The 'Arrests' column shows arrests made for incidents during the selected period, regardless of arrest date. Arrest counts for the same period may change over time.