

Fiscal Year 2020 Report

Transparency and Accountability in the Use of Commonwealth Airport Fund Revenues



Prepared by
Commonwealth of Virginia
Department of Aviation

November 2020

This page intentionally left blank.

Introduction

The Virginia Aviation Board (VAB) is honored to present this *Transparency and Accountability in the Use of Commonwealth Airport Fund Revenues* report to the Governor and the General Assembly pursuant to the requirement of Va. Code §5.1-2.2:3. The report sets out the use of funding supported by the former 2.4 percent share of Transportation Trust Fund revenues dedicated to aviation, referred to as the Commonwealth Airport Fund (CAF).¹

This report includes the following information:

1. The use of entitlement funds allocated by each air carrier airport, including the amount of funds that are unobligated (§58.1-638.A.3.a);
2. The award and use of discretionary funds allocated for air carrier and reliever airports by every such airport (§58.1-638.A.3.b);
3. The award and use of discretionary funds allocated for general aviation airports by every such airport (§58.1-638.A.3.c); and
4. The status of ongoing projects funded in whole or in part by the Commonwealth Airport Fund (§58.1-638.A.3).

Report Methodology

The VAB allocates CAF funding to airport sponsors based on bids or project cost estimates. Before an allocation can be expended by the airport sponsor, the final project cost is placed under grant. The grant amount may be less than the amount originally allocated by the board due to finalizing scopes of work, receiving final bids, and confirming Federal Aviation Administration (FAA) funding participation. Any excess allocated funds are returned to the CAF for re-allocation to fund other projects. This report lists Fiscal Year 2020 (FY-2020) CAF discretionary funds that were placed under grant instead of listing original board allocations.

CAF entitlement funds are allocated per Va. Code §58.1-638.A.3. The reporting of entitlement funds for FY-2020 is presented in Appendix A: *Entitlement Utilization Reports & Plans for Air Carrier Airports*.

For the purpose of this report, the terms “allocation” and “grant” are synonymous.

¹ Pursuant to Chapters 1230 and 1275 of the Acts of Assembly, (2020), the Commonwealth Airport Fund is not the Commonwealth Aviation Fund. The state code provides that the report is for the prior fiscal year, hence the term Commonwealth Airport Fund herein.

Allocation of Commonwealth Airport Funds FY-2020

In FY-2020, the VAB allocated \$26.3 million in entitlement and discretionary funds from the CAF to public-use airports. Table 1 summarizes the amount of funds allocated by the VAB by type of fund and airport category.

Table 1: Summary of VAB Allocations

Airport Funding Category	FY-2020 Allocation
Entitlement Funds to Air Carrier Airports	\$13,952,783.16
Discretionary Funds to Air Carrier/Reliever Airports	\$7,803,818.42
Discretionary Funds to General Aviation Airports	\$4,530,745.78
Total Funds	\$26,287,347.36

Entitlement Fund Allocation Summary

The VAB allocated a total of \$13.9 million to air carrier airports in entitlement funds. Table 2 lists the amount of entitlement funding each air carrier airport received in FY-2020. Appendix A includes the FY-2020 *Entitlement Utilization Report & Plan (EURP)* for each commercial service airport. Part 1 - Section C. of the *EURP* reports funding expenditures for FY-2020. Part 2 - Section A. is the *Entitlement Utilization Plan* that shows how entitlement balances will be used in the future.

Table 2: Entitlement Funds Allocated to Air Carrier Airports

Airport	Entitlement
Charlottesville- Albemarle	\$2,000,000.00
Lynchburg Regional	\$1,703,932.09
Newport News-Williamsburg	\$2,000,000.00
Norfolk International	\$2,000,000.00
Richmond International	\$2,000,000.00
Roanoke-Blacksburg Regional	\$2,000,000.00
Shenandoah Valley Regional	\$248,851.07
Washington Dulles International	\$2,000,000.00
Total Entitlement Funds	\$13,952,783.16

Discretionary Grants for Air Carrier, Reliever, and General Aviation Airports

In FY-2020, the VAB allocated over \$12.3 million in discretionary grants for projects at 30 Virginia public-use airports. The allocations were awarded at the board’s meetings in August, November, and February. These projects are summarized in Table 3. Depending on the nature of the project (e.g., design vs construction), airport sponsors may spend the entire balance of the funds within a fiscal year or over several fiscal years. The column in Table 3 labeled “% Complete” represents the status as of June 30, 2020, of projects that received discretionary fund allocations in FY-2020.

Table 3: Discretionary Funds Allocated to Air Carrier, Reliever, and General Aviation Airports

Airport	Project Title	Grant Amount	Grant Balance	% Complete	Project Status
Discretionary Funds to Air Carrier/Reliever Airports					
Chesapeake Regional Airport	Stormwater Pollution Prevention Plan, Spill Prevention Control & Countermeasures Plan & Oil Discharge Contingency Plan Updates	\$19,200.00	\$5,289.86	72.45%	Ongoing
	T-Hangar Taxilanes Rehabilitation Phase 1 (Design)	\$68,000.00	\$37,932.07	44.22%	Ongoing
Hampton Roads Executive Airport	Fuel Farm (Design)	\$20,625.00	\$9,820.77	52.38%	Ongoing
	Perimeter Fence & Access Controls - Phase 3 (Construction)	\$535,500.00	\$32,755.98	93.88%	Ongoing
	South Terminal Apron Rehabilitation (Design)	\$94,400.00	\$94,400.00	0.00%	Ongoing
	Wash Rack (Design)	\$50,000.00	\$23,808.66	52.38%	Ongoing
	West Apron Hangar Site Preparation (Construction)	\$2,280,168.00	\$2,228,601.00	2.26%	Ongoing
Hanover County Municipal Airport	Terminal Building (Design)	\$213,740.00	\$213,740.00	0.00%	Ongoing
	Terminal Building Conceptual Study	\$26,132.00	\$0.00	100.00%	Closed
Leesburg Executive Airport	Maintenance Equipment Storage Building (Design)	\$44,100.00	\$30,566.82	30.69%	Ongoing
	North End Development Site Preparation (Design)	\$18,222.00	\$12,572.75	31.00%	Ongoing
Manassas Regional Airport	Runway 16R-34L Lighting System & PAPIs Upgrade (Construction)	\$32,000.00	\$32,000.00	0.00%	Ongoing
	Runway 16R-34L Rehabilitation (Construction)	\$240,000.00	\$240,000.00	0.00%	Ongoing
	Runway 16R-34L Rehabilitation (Design)	\$26,400.00	\$1,646.11	93.76%	Ongoing
	Stormwater Pollution Prevention Plan & Spill Prevention, Control, and Countermeasure Plan Updates	\$3,760.00	\$3,760.00	0.00%	Ongoing
	Taxiway 'G' and Taxilane 'Y' (Construction)	\$301,849.00	\$296,054.83	1.92%	Ongoing
Norfolk International Airport	Runway 5/23 Outer Pavement Mill and Overlay (Construction)	\$383,383.22	\$383,383.22	0.00%	Ongoing
Richmond Executive-Chesterfield County Airport	Environmental Assessment - Southeast Apron Corporate Hangar Development	\$177,600.00	\$24,949.41	85.95%	Ongoing
Richmond International Airport	Concourse B Security Checkpoint Expansion (Construction)	\$3,185,600.00	\$3,122,790.56	1.97%	Ongoing
	Runway 7-25 Conversion to Taxiway (Construction)	\$67,453.50	\$67,453.50	0.00%	Ongoing
Warrenton-Fauquier Airport	Spill Prevention, Control & Countermeasures Plan Update	\$3,920.00	\$196.00	95.00%	Ongoing
	Terminal Cameras & Access Control	\$11,765.70	\$11,765.70	0.00%	Ongoing
	Air Carrier/Reliever Airport Subtotal	\$7,803,818.42			

Airport	Project Title	Grant Amount	Grant Balance	% Complete	Project Status
Discretionary Funds to General Aviation Airports					
Accomack County Airport	INCREASE Apron Rehabilitation (Design)	\$2,800.00	\$3,031.44	63.91%	Ongoing
	Fueling System Upgrade - Self-Serve Terminal	\$11,885.00	\$11,885.00	0.00%	Ongoing
	Stormwater Pollution Prevention Plan Update & Spill Prevention, Control & Countermeasures Plan Updates	\$16,000.00	\$0.00	100.00%	Closed
Blue Ridge Regional Airport	Environmental Assessment - Runway Extension BRIDGE LOAN	\$266,869.00	\$123,142.69	53.86%	Ongoing
	INCREASE Terminal Apron Expansion & Road Relocation (Design)	\$108,657.00	\$208,048.39	66.56%	Ongoing
Culpeper Regional Airport	Greenhouse Road Extension (Design)	\$24,843.00	\$24,843.00	0.00%	Ongoing
	Land Acquisition Parcels 34-72 & 34-72A	\$9,814.00	\$9,814.00	0.00%	Ongoing
Danville Regional Airport	Runway 2-20 Crackseal, Underdrain & Remarking (Design/Construction)	\$56,012.40	\$56,012.40	0.00%	Ongoing
	Security Lock(s) Replacement	\$18,202.00	\$0.00	100.00%	Closed
	Terminal Apron Rehabilitation (Construction) (AIP)	\$300,923.74	\$300,923.74	0.00%	Ongoing
	Terminal Apron Rehabilitation (Construction) (non-AIP)	\$122,573.60	\$122,573.60	0.00%	Ongoing
	Terminal Building HVAC Replacement (Construction)	\$144,800.00	\$144,800.00	0.00%	Ongoing
	INCREASE T-Hangar Taxilanes Rehabilitation (Construction)	\$40,000.00	\$0.00	100.00%	Closed
Emporia-Greenville Regional Airport	Stormwater Pollution Prevention Plan & Spill Prevention Control & Countermeasures Plan Updates	\$15,200.00	\$3,153.77	79.25%	Ongoing
Farmville Regional Airport	Runway 3-21 Pavement & Lighting Rehabilitation (Construction)	\$305,587.00	\$51,410.28	83.18%	Ongoing
Franklin Municipal Airport	Drainage Study	\$8,000.00	\$3,231.37	59.61%	Ongoing
Ingalls Field	Hangar Demolition / Maintenance Equipment Storage Building (Construction)	\$26,408.00	\$26,408.00	0.00%	Ongoing
Lonesome Pine Airport	Stormwater Pollution Prevention Plan Update	\$1,800.00	\$1,800.00	0.00%	Ongoing
Louisa County Airport	Stormwater Pollution Prevention Plan & Spill Prevention Control & Countermeasures Plan Updates	\$15,200.00	\$0.00	100.00%	Closed
Luray Caverns Airport	Terminal Apron (Construction)	\$114,820.00	\$95,914.28	16.47%	Ongoing
Middle Peninsula Regional Airport	Stormwater Pollution Prevention Plan & Spill Prevention Control & Countermeasures Plan Updates	\$15,200.00	\$0.00	100.00%	Closed
	Taxiway 'A' & 'B' Rehabilitation (Construction)	\$142,400.00	\$71,271.43	49.95%	Ongoing
New Kent County Airport	Environmental Assessment - Easement Acquisition, Obstruction Removal & T-hangar Site Preparation	\$28,800.00	\$15,352.00	46.69%	Ongoing
Orange County Airport	Easement Acquisition Services and Easement Acquisition (Reimbursement) for Runway 26 Obstruction Removal	\$9,843.00	\$0.00	100.00%	Closed
Suffolk Executive Airport	Easement Acquisition Services - Obstruction Removal - BRIDGE LOAN	\$89,600.00	\$89,600.00	0.00%	Ongoing
	Stormwater Pollution Prevention Plan & Spill Prevention Control & Countermeasures Plan Updates	\$15,200.00	\$0.00	100.00%	Closed
Tazewell County Airport	Environmental Assessment for Maintenance Equipment Storage Building	\$10,167.00	\$0.00	100.00%	Closed
	Stormwater Pollution Prevention Plan & Spill Prevention Control & Countermeasures Plan Updates	\$16,000.00	\$0.00	100.00%	Closed
Twin County Airport	Stormwater Pollution Prevention Plan & Spill Prevention Control & Countermeasures Plan Updates	\$16,000.00	\$0.00	100.00%	Closed
Virginia Highlands Airport	INCREASE Runway 6-24 Extension - Land Acquisition Services & Fee Simple Purchase (Johnson, Snead & Gent) - MULTI-YEAR - BRIDGE LOAN	\$342,831.04	\$0.00	100.00%	Ongoing
	Runway 6-24 Extension - Phase 3 (Embankment) (Construction)	\$368,888.00	\$321,255.16	12.91%	Ongoing
Virginia Tech - Montgomery Executive Airport	Runway 12-30 Extension - Land Acquisition Phase 1 (Reimbursement)	\$117,422.00	\$117,422.00	0.00%	Ongoing

Airport	Project Title	Grant Amount	Grant Balance	% Complete	Project Status
Wakefield Municipal Airport	Terminal Apron & Taxiway Rehabilitation (Construction)	\$324,000.00	\$56,627.32	82.52%	Ongoing
Williamsburg-Jamestown Airport	Apron & Taxiway Rehabilitation (Construction)	\$1,424,000.00	\$0.00	100.00%	Closed
	General Aviation Airport Subtotal	\$4,530,745.78			
	Total Discretionary Funds	\$12,334,564.20			

This page intentionally left blank.

Appendix A: *Entitlement Utilization Reports & Plans* for Air Carrier Airports

This page intentionally left blank.

**Commonwealth Airport Fund
Entitlement Utilization Report and Plan**

Sponsor: Charlottesville-Albemarle Airport Authority

Airport: Charlottesville-Albemarle Airport

Part 1 - Entitlement Utilization Report: FY2020

A. Entitlement Funds Available for Expenditure and Commitment

Funds Available for Commitment from FY2019 \$14,254,289.12
 Entitlement Funds Received in FY2020 \$2,000,000.00
 Interest Earned in FY2020 \$121,865.48
 Subtotal Entitlement Resources Available FY2020 \$16,376,154.60

B. Reimbursement of State Entitlement Funds - PFC's; Bridge Loans; Other: FY2020

Project Description	AIP Project Number	DOAV Project Number	PFC Project Number	Funding Sources with Final Costs				Total Project Cost	State Funding Percentage	Reimbursement
				Federal	State Entitlement	State Discretionary	PFC			
Reimburse prorated share of Hangar Purchase in FY14 (was on last amended EUR)	N/A	N/A	N/A		\$72,356.00			\$72,356.00		
Subtotal PFCs Used to Reimburse State Entitlement Funds					\$72,356.00					

Total Funds Available

\$16,448,510.60 (Entitlement Resources Available FY2020 + Reimbursement State Entitlement Funds)

C. Funding Expenditures for Projects Closed: FY2020

Project Description	AIP Project Number	DOAV Project Number	PFC Project Number	Funding Sources with Final Costs				Total Project Cost	State Funding Percentage	Estimated PFCs to Reimburse Entitlements
				Federal	State Entitlement	State Discretionary	PFC			
FY19 Eligible Maint. & Repair Projects (Unanticipated) Kaba Repair - \$21,455 less the \$14,210	N/A	N/A	N/A	\$442,776.00	\$5,796.00			\$1,449.00	\$7,245.00	80%
AIP Air Carrier Ramp-North Expand & Lighting Upgrade Design	47	N/A	N/A		\$49,198.00				\$491,974.00	10%
Flight Information Display System Upgrade and Expansion/Public Announcement (PA) System Upgrade and Expansion (listed separately in FY18)	N/A	N/A	N/A		\$308,198.00			\$201,122.00	\$509,320.00	61%
Charging Stations at Gate 5 Seating Area/and Gates 1-4 (listed separately in FY18)	N/A	N/A	N/A		\$303,999.00			\$76,000.00	\$379,999.00	80%
FAA Reimbursable for MALSR Adjustments	N/A	N/A	N/A		\$74,939.00			\$18,735.00	\$93,674.00	80%
De-ice tank for snow removal (6,000 gal)	N/A	N/A	N/A		\$44,835.00			\$11,209.00	\$56,044.00	80%
Lower Level Business Center and Modify Gate 1 Security Exit	N/A	N/A	N/A		\$75,034.00			\$18,758.00	\$93,792.00	80%
Business Center Phase II	N/A	N/A	N/A		\$60,852.00			\$15,213.00	\$76,065.00	80%
Review of Terminal Structural Integrity and Utility Capacity	N/A	N/A	N/A		\$44,422.00			\$12,529.00	\$56,951.00	78%
Vehicle Gate Installation at FBO	N/A	N/A	N/A		\$25,500.00			\$6,375.00	\$31,875.00	80%
Friction Tester for Airfield	N/A	N/A	N/A		\$47,788.00			\$11,947.00	\$59,735.00	80%
FY20 Eligible Repair & Maintenance (Unanticipated)	N/A	N/A	N/A		\$22,357.36			\$5,589.34	\$27,946.70	80%
FY20 Escalator Repair & Maintenance 80/20	N/A	N/A	N/A		\$24,212.34			\$6,053.09	\$30,265.43	80%
FY20 HVAC Repair & Maintenance 78/22	N/A	N/A	N/A		\$190,397.47			\$53,701.85	\$244,099.32	78%
FY20 Elevator Repair & Maintenance 80/20	N/A	N/A	N/A		\$40,554.73			\$10,138.68	\$50,693.41	80%
FY20 Access Control Services 80/20	N/A	N/A	N/A		\$28,674.22			\$7,168.55	\$35,842.77	80%
FY20 Rubber Removal/Ramp TW Repairs/Joint Seal Markings	N/A	N/A	N/A		\$34,575.86			\$8,643.96	\$43,219.82	80%
FY20 ARFF/Tractor/Snow removal/FOD Equipment (blades,, wafer, tire replacement etc.)	N/A	N/A	N/A		\$51,437.52			\$12,859.38	\$64,296.90	80%
Lift replacement	N/A	N/A	N/A		\$38,800.00			\$9,700.00	\$48,500.00	80%
Subtotal Expenditures for Projects Completed: FY2020					\$1,471,570.50			\$388,000.00	\$1,860,000.00	

**Commonwealth Airport Fund
Entitlement Utilization Report and Plan**

Unexpended Funds Available for Commitment

\$14,976,940.10 (Total Funds Available - Expenditures for Completed Projects)

D. Funding Commitments for Ongoing Projects

Project Description	Estimated Fiscal Year of Completion	AIP Project Number	DOAV Project Number	PFC Project Number	Funding Sources with Estimated Costs			Estimated Total Project Cost	Estimated State Funding Percentage	Estimated PFCs to Reimburse to Entitlements		
					Federal	State Entitlement	State Discretionary				PFC	Local
Terminal Expansion Project (project complete, need financial closeout)	2020	N/A	CS-45	CS-45		\$1,172,205.00	\$2,697,582.00	\$73,504.00	\$380,493.00	\$4,323,784.00	89.5%	\$1,172,205.00
Terminal Expansion Project costs overrun awaiting approval	2020	N/A	CS-45	CS-45		\$652,112.00			\$76,505.00	\$728,617.00	89.5%	\$652,112.00
RW 3-21 Overlay Construction	2020	46	N/A	N/A	\$11,872,035.00	\$1,319,116.00			\$0.00	\$13,191,151.00	10.0%	\$1,319,116.00
AIP Air Carrier Ramp - North & Ramp Lighting Upgrade Construction (and AIP Update)	2021	48	N/A	19-24	\$3,690,181.00	\$410,020.00			\$951,596.00	\$4,757,979.00	80.0%	\$3,806,383.00
Non-AIP Air Carrier Ramp - North & Ramp Light Upgrade Const	2021	N/A	N/A	19-24		\$3,806,383.00			\$160,000.00	\$800,000.00	80.0%	\$640,000.00
Escalators Replacement at Gate 5	2021	N/A	N/A	18-23		\$640,000.00			\$3,200.00	\$16,000.00	80.0%	\$12,800.00
Gutter Replacement ARFF building	2021	N/A	N/A	N/A		\$12,800.00			\$160,000.00	\$800,000.00	80.0%	\$640,000.00
Escalators Replacement at Gate 1A	2021	N/A	N/A	18-23		\$640,000.00			\$40,000.00	\$200,000.00	80.0%	\$160,000.00
Terminal & Landside Wayfinding & passenger amenities	2021	N/A	N/A	19-24		\$160,000.00			\$20,000.00	\$100,000.00	80.0%	\$80,000.00
Green Initiative - Window energy tinting/modifications	2020	N/A	N/A	N/A		\$80,000.00			\$20,000.00	\$100,000.00	80.0%	\$80,000.00
Security System Update Phase 2	2020	N/A	N/A	N/A		\$80,000.00			\$20,000.00	\$100,000.00	80.0%	\$80,000.00
Air Carrier Ramp Passenger Walkways	2020	Future	N/A	19-24	\$1,980,000.00	\$620,000.00			\$100,000.00	\$2,700,000.00	23.0%	\$620,000.00
Emergency Generator Phase 1	2020	N/A	N/A	N/A		\$320,000.00			\$80,000.00	\$400,000.00	80.0%	\$320,000.00
Terminal Technology upgrade (PY 2 line items)	2020	N/A	N/A	N/A		\$152,000.00			\$38,000.00	\$190,000.00	80.0%	\$152,000.00
GA Ramp Improvements	2021	N/A	N/A	N/A		\$400,000.00			\$100,000.00	\$500,000.00	80.0%	\$400,000.00
Inbound Bag Belt Replacement (Baggage Claim)	2020	N/A	N/A	18-23		\$400,000.00			\$100,000.00	\$500,000.00	80.0%	\$400,000.00
MALSR Engineering Design and Repair Fees	2020	N/A	N/A	19-24		\$326,400.00		\$81,600.00		\$408,000.00	80.0%	\$326,400.00
Upgrade Lighting	2020	N/A	N/A	N/A		\$7,800.00			\$1,950.00	\$9,750.00	80.0%	\$7,800.00
Radio update - CHO's portion of Region-wide project	2021	N/A	N/A	N/A		\$276,480.00		\$69,120.00		\$345,600.00	80.0%	\$276,480.00
Terminal Modification Gate 5/Bag Claim Design	2021	N/A	N/A	N/A		\$640,000.00		\$160,000.00		\$800,000.00	80.0%	\$640,000.00
Big Fans for terminal concourse	2020	N/A	N/A	N/A		\$72,000.00			\$18,000.00	\$90,000.00	80.0%	\$72,000.00
Entrance Door Replacements (3 sets)	2020	N/A	N/A	18-23		\$120,000.00		\$30,000.00		\$150,000.00	80.0%	\$120,000.00
Air Carrier Ramp Remarking Project (Design/ Eradication/Re-marking/inspections)	2021	N/A	N/A	N/A		\$160,000.00			\$40,000.00	\$200,000.00	80.0%	\$160,000.00
Fence Improvements	2020	N/A	N/A	N/A		\$32,000.00			\$8,000.00	\$40,000.00	80.0%	\$32,000.00
Obstruction Removal as identified by FAA	2020	N/A	N/A	N/A		\$160,000.00			\$40,000.00	\$200,000.00	80.0%	\$160,000.00
Snow Removal Equipment Storage Shop Improvements	2020	N/A	N/A	N/A		\$240,000.00			\$60,000.00	\$300,000.00	80.0%	\$240,000.00
Remote Control Steep Slope Mower	2020	N/A	N/A	N/A		\$64,000.00			\$16,000.00	\$80,000.00	80.0%	\$64,000.00
Rehab Public Elevator at Gate 5	2020	N/A	N/A	N/A		\$20,000.00			\$5,000.00	\$25,000.00	80%	\$20,000.00
Out Bound Baggage Belt	2020	N/A	N/A	18-23		\$160,000.00		\$40,000.00		\$200,000.00	80%	\$160,000.00
Repayment of 3 VDOA Bridge Loans (Lad, EA, Obstructions)	2021	Future	N/A	N/A	\$685,339.00	\$76,149.00			\$13,000.00	\$761,488.00	10%	\$76,149.00
Purchase 2 airfield Ventrac Mowers	2020	N/A	N/A	N/A		\$52,000.00			\$40,000.00	\$65,000.00	80%	\$52,000.00
Terminal Technology to inc IT room modification	2021	N/A	N/A	N/A		\$160,000.00			\$40,000.00	\$200,000.00	80%	\$160,000.00
Paint Interior of Terminal	2020	N/A	N/A	N/A		\$80,000.00			\$20,000.00	\$100,000.00	80%	\$80,000.00
Clean and recaulk exterior of terminal	2020	N/A	N/A	N/A		\$78,000.00			\$8,000.00	\$100,000.00	78%	\$78,000.00
Airfield Pre&Post-Emergent Application	2020	N/A	N/A	N/A		\$32,000.00			\$8,000.00	\$40,000.00	80%	\$32,000.00
Paint Exterior of ARFF Building	2020	N/A	N/A	N/A		\$32,000.00			\$8,000.00	\$40,000.00	80%	\$32,000.00
Terminal Gutter Installation	2020	N/A	N/A	N/A		\$39,000.00			\$11,000.00	\$50,000.00	78%	\$39,000.00
800 MHz Radio System Emergency Response - equipment upgrade	2020	N/A	N/A	N/A		\$60,000.00			\$15,000.00	\$75,000.00	80%	\$60,000.00
Airport-Wide Security Upgrade Phase 1 - requires letter from TSA 1542	2021	Future	N/A	N/A	\$900,000.00	\$100,000.00			\$1,000,000.00	\$1,000,000.00	10%	\$100,000.00
SRE Storage Structure	2020	N/A	N/A	N/A		\$240,000.00			\$60,000.00	\$300,000.00	80%	\$240,000.00

**Commonwealth Airport Fund
Entitlement Utilization Report and Plan**

Bucket Truck		2020	N/A	N/A				\$88,000.00			\$22,000.00	\$	110,000.00	80%	\$88,000.00
Land Acquisition for Runway Protection		2021	N/A	N/A				\$720,000.00			\$180,000.00	\$	900,000.00	80%	\$720,000.00
Mechanic Equipment Lift		2020	N/A	N/A				\$40,000.00					50,000.00	80%	\$40,000.00
Replace ARFF Roof		2021	N/A	N/A				\$160,000.00					200,000.00	80%	\$160,000.00
ARFF Building Rehab Phase 1		2021	N/A	N/A				\$160,000.00					200,000.00	80%	\$160,000.00
								\$15,260,465.00							

\$15,260,465.00

Subtotal Funding Commitments for Ongoing Projects (State Entitlement Funds) \$15,260,465.00

Anticipated FY2021 Entitlement Funds (use last year's amount) \$2,000,000.00

Funds Available \$1,716,475.10 (Unexpended Funds Available for Commitment - Funding Commitments for Ongoing Projects + Anticipated FY2021 Entitlement Funds)

Part 2 - Entitlement Utilization Plan: FY2021

A. Project Listing

EUP #	Project Description	Yes/No Plan Y/N	Estimated Start Date (Fiscal Year)	AIP Project Number	DOAV Project Number	PFC Project Number	Funding Sources with Estimated Costs			Estimated Total Project Cost	Estimated State Funding Percentage	Estimated PFCs to Reimburse Entitlements			
							Federal	State Entitlement	State Discretionary						
1	FY21 Unanticipated eligible repair & maint	Y	2021	N/A	N/A	N/A		\$80,000.00	\$20,000.00		0.8	\$80,000.00			
2	FY 21 Escalator Maint/repair	Y	2021	N/A	N/A	N/A		\$16,000.00	\$4,000.00		0.8	\$16,000.00			
3	FY 21 HVAC Maintenance & Repairs	Y	2021	N/A	N/A	N/A		\$117,000.00	\$33,000.00		0.78	\$117,000.00			
4	FY21 Elevator Maintenance & Repairs	Y	2021	N/A	N/A	N/A		\$20,000.00	\$5,000.00		0.8	\$20,000.00			
5	FY21 Access Control Maintenance & Repairs	Y	2021	N/A	N/A	N/A		\$32,000.00	\$8,000.00		0.8	\$32,000.00			
6	FY 21 Rubber removal/ Ramp Joint Seal/Airfield Marking/pavement repair/ nav aid maint projects and airfield signage repair/replacement as identified by Part 139 inspection	Y	2021	N/A	N/A	N/A		\$64,000.00	\$16,000.00		0.8	\$64,000.00			
7	FY21 KABA Exit Lane System and Automated Doors Maintenance & Repairs	Y	2021	N/A	N/A	N/A		\$60,000.00	\$15,000.00		0.8	\$60,000.00			
8	FY21 ARFF/Tractors/Snow Removal Equipment - blades, wafer, tire replacement, etc.	Y	2021	N/A	N/A	N/A		\$64,000.00	\$16,000.00		0.8	\$64,000.00			
9	FY21 Generator Maintenance & Repairs	Y	2021	N/A	N/A	N/A		\$19,500.00	\$5,500.00		0.78	\$19,500.00			
10	FY21 Plumbing System Repairs & Maintenance		2021	N/A	N/A	N/A		\$19,500.00	\$5,500.00		0.78	\$19,500.00			
11	FY21 Fire Control System Maintenance & Repairs		2021	N/A	N/A	N/A		\$19,500.00	\$5,500.00		0.78	\$19,500.00			
12	FY21 Jet bridge and Mobile Passenger Ramps Maintenance & Repairs	Y	2021	N/A	N/A	N/A		\$32,000.00	\$8,000.00		0.8	\$32,000.00			
13	Terminal Ceiling Tile Replacement - material only / labor provided in-house	Y	2021	N/A	N/A	N/A		\$25,000.00	\$0.00		1	\$25,000.00			
14	ARFF Building Phase 2- Rehab/Mitigation	Y	2021	N/A	N/A	N/A		\$160,000.00	\$40,000.00		0.8	\$160,000.00			
15	Install Guard Rail Along Bowen Loop near Basin	Y	2021	N/A	N/A	N/A		\$20,000.00	\$5,000.00		0.8	\$20,000.00			
16	Recondition Terrazzo	Y	2021	N/A	N/A	N/A		\$120,000.00	\$30,000.00		0.8	\$120,000.00			
17	Replace 1990 Airfield Bush hog & Tractor	Y	2021	N/A	N/A	N/A		\$64,000.00	\$16,000.00		0.8	\$64,000.00			
18	Terminal Technology	Y	2021	N/A	N/A	N/A		\$40,000.00	\$10,000.00		0.8	\$40,000.00			
19	Rehab Bricks and Concrete on Curbside	Y	2021	N/A	N/A	N/A		\$80,000.00	\$20,000.00		0.8	\$80,000.00			
20	Asphalt Crack Seal Equipment	Y	2021	N/A	N/A	N/A		\$68,000.00	\$17,000.00		0.8	\$68,000.00			
21	SRE Mechanical Equipment Lift	Y	2021	N/A	N/A	N/A		\$40,000.00	\$10,000.00		0.8	\$40,000.00			
22	Replace 1986 Runway/Taxiway De-icer	Y	2021	Future	N/A	N/A	\$180,000.00	\$20,000.00			0.1	\$20,000.00			
23	Terminal Area Plan (for expense incurred after approval date of EUR)	Y	2021	N/A	N/A	19-24		\$350,000.00	\$35,000.00	\$	0.5	\$350,000.00			
	Total Planned Commitments for Future Projects							\$1,530,500.00							

Funds Available \$185,975.10

**Commonwealth Airport Fund
Entitlement Utilization Report and Plan**

B. Project Narratives

EUP #	Narrative
1	FY21 Unanticipated eligible Maintenance & Repairs - This project will fund a portion of eligible expenses associated with unanticipated expenses to make repairs or maintenance to airport property and equipment.
2	FY 21 Escalator Maintenance & Repairs This project will fund a portion of repairs and the annual costs for the Escalator Maintenance Service
3	FY 21 HVAC Maintenance & Repairs 78/22 – This project will fund a portion of repairs and the annual costs for the HVAC Maintenance Service
4	FY21 Elevator Maintenance & Repairs 80/20 – This project will fund a portion of repairs and the annual costs for the Elevator Maintenance Service
5	FY21 Access Control Maintenance & Repairs 80/20- This project will fund a portion of repairs and the annual costs for the service contract with A-Tech and other vendors for maintenance work related to the repair and maintenance of the access control system
6	Y21 Rubber Removal / Ramp & Taxiway Repair/ Joint Seal and Airfield Pavement Maintenance – This project will fund a portion of contracts for rubber removal from the airfield pavement. Repairs to the general aviation taxiways/taxi lanes and commercial air carrier ramp will be funded in this project along with joint sealing of the ramp and other required airfield pavement maintenance. This project will also fund maintenance and repairs to the sponsored owned navigational aids on the airfield and airfield signage repair/replacement as identified by Part 139 Inspection
7	FY21 KABA Exit Lane System and Automated Doors Maintenance & Repairs 80/20 – This project will fund a portion of the annual cost for the maintenance and repairs of the KABA Exit Door System which serves as the unmanned security lane system for passengers exiting from the secure post screening area to the “Baggage Claim Area” and the Automated Doors throughout the terminal.
8	FY21 ARFF/Tractors/Snow Removal Equipment – blades, wiper, tire replacement, etc. 80/20 - This project will fund a portion of the repairs and maintenance expenses associated with the upkeep of the airfield mowers/equipment, ARFF equipment and the snow removal equipment.
9	FY21 Generator Maintenance & Repairs 80/20 - this project will fund a portion of the annual cost of the maintenance and repair expenses for the emergency generators
10	FY21 Plumbing repairs 80/20 - this project will fund a portion of the contracted maintenance and repair expenses for the terminal plumbing system
11	FY21 Fire Control Maint 80/20 - this project will fund a portion of the contracted maintenance and repair expenses for the fire control system
12	FY21 Jet bridge and Mobile Passenger Ramps Maintenance & Repairs 80/20 - this project will fund a portion of the contracted maintenance and repair expenses for the sponsor owned jet bridge and mobile passenger ramps
13	Terminal Ceiling Tile Replacement - material only / labor in-house - this project will fund the material for a project to replace terminal ceiling tiles with sponsor providing all labor
14	ARFF Building Phase 2 Rehab/Mitigation- 80/20 this project will fund a portion of a project to upgrade and mitigate environmental issues in the ARFF building which was originally built in the early 1960's
15	Install Guard Rail Along Bowen Loop near the basin 80/20 - this project will fund a portion of a project to install a protective guard rail near the basin on the entrance road.
16	Recondition Terrazzo 80/20 - This project will fund a portion of the contract to rehabilitate the terrazzo flooring within the terminal.
17	Replace 1990 Airfield Bush hog & Tractor 80/20 - This project will fund a portion of the purchase of a Airfield Bush hog
18	Terminal Technology 80/20 - This project will fund repairs and upgrades to IT equipment within the terminal and in the terminal area.
19	Rehab Bricks & Concrete on Curbside - This project will fund a portion of a project to rehabilitate the brick sidewalks on the curbside of the terminal
20	Asphalt Crack Seal Equipment 80/20 - This project will fund a portion of the purchase of asphalt crack seal equipment for repairs and maintenance to airside pavement and pavement in the terminal landside areas.
21	SRE Building Mechanical Equipment Lift 80/20 - This project will fund a portion of the purchase of a lift that will be used during the maintenance and repairs of snow removal equipment, airfield mowers/equipment and ARFF equipment within the maintenance bays of the building.
22	Replace 1986 Runway/Taxiway De-icer - This project will fund a portion of the purchase of a Runway/Taxiway De-icer that will also in part be funded with FAA funds.
23	Terminal Area Plan (for expense after approval date of EUR)

Part 3 - Certification

As the Executive Director on behalf of the sponsor, I certify that the information provided above is accurate and complete to the best of my knowledge.

As the Chief Financial Officer on behalf of the sponsor, I certify that the information provided above is accurate and complete to the best of my knowledge.

Commonwealth Airport Fund
Entitlement Utilization Report and Plan

Melinda Crawford

Signature

Melinda Crawford

Printed Name

8/11/2020

Date

Penny Shifflett

Signature

Penny Shifflett

Printed Name

8/11/2020

Date

**Commonwealth Airport Fund
Entitlement Utilization Report and Plan**

Sponsor: City of Lynchburg

Airport: Lynchburg Regional Airport

Part 1 - Entitlement Utilization Report: FY2020

A. Entitlement Funds Available for Expenditure and Commitment

Total Funds Available for Commitment from FY2019 \$4,569,190.82
 Entitlement Funds Received in FY2020 \$1,703,932.09
 Interest Earned in FY2020 \$37,650.41
 Subtotal Entitlement Resources Available FY2020 \$6,310,773.32

B. Reimbursement of State Entitlement Funds - PFC's; Bridge Loans; Other: FY2020

Project Description	AIP Project Number	DOAV Project Number	PFC Project Number	Funding Sources with Final Costs				Total Project Cost	State Funding Percentage	Reimbursement
				Federal	State Entitlement	State Discretionary	PFC			
no activity in FY2020									\$	\$
Subtotal Reimbursement of State Entitlement Funds									\$	\$

Subtotal Reimbursement of State Entitlement Funds \$0.00

Total Funds Available

\$6,310,773.32 (Entitlement Resources Available FY2020 + Reimbursement State Entitlement Funds)

C. Funding Expenditures for Projects Closed: FY2020

Project Description	AIP Project Number	DOAV Project Number	PFC Project Number	Funding Sources with Final Costs				Total Project Cost	State Funding Percentage	Estimated PFCs to Reimburse Entitlements
				Federal	State Entitlement	State Discretionary	PFC			
Air Traffic Control Tower (new) Reimbursable Agreements	3-51-0029-038			\$523,410.00	\$58,156.82			\$581,566.82	10%	
Rehabilitate Perimeter Road		EUR18-008			\$35,780.00			\$35,780.00	80%	\$8,945.00
Rehabilitate T-hangar Taxi-lane		EUP18-009			\$15,988.00			\$15,988.00	80%	\$3,997.00
Asphalt Patch & Apron tie-in (approved as bucket item)		EUP18-014			\$5,108.00			\$5,108.00	80%	\$1,277.00
Air Carrier Apron Parking Position Pavement Evaluation		EUP19-017			\$17,968.93			\$17,968.93	80%	\$4,492.23
Articulated Boom Lift		EUP20-001			\$57,599.00			\$57,599.00	80%	\$14,399.83
Terminal Public Address System Upgrade		EUP20-003			\$26,048.30			\$26,048.30	80%	\$6,512.07
MUFIDS Service Agreement (annual)		EUP20-004			\$5,745.60			\$5,745.60	80%	\$1,436.40
Mower Replacement		EUP20-005			\$24,990.40			\$24,990.40	80%	\$6,247.60
Midfield GA Ramp Lighting		EUP20-007			\$22,000.00			\$22,000.00	80%	\$5,500.00
Terminal Interior Lighting Upgrade to LED		EUP20-009			\$40,895.42			\$40,895.42	80%	\$10,223.86
Terminal HVAC Vents Replacement		EUP20-012			\$832.32			\$832.32	80%	\$208.08
Security Pedestrian Gate Midfield Ramp		EUP20-013			\$716.00			\$716.00	80%	\$179.00
Terminal Utility Service Upgrade (55% public space)		EUP20-014			\$4,119.42			\$4,119.42	55%	\$3,370.43
Generator Service Agreements (annual)		EUP20-016			\$4,176.61			\$4,176.61	80%	\$1,044.15
HVAC Service Agreement (55% public space, annual)		EUP20-017			\$8,025.60			\$8,025.60	55%	\$6,566.40
Elevator/Escalator Service Agreement (annual)		EUP20-018			\$5,635.20			\$5,635.20	80%	\$1,408.80
ATCT Equipment Service Agreements (annual)		EUP20-019			\$20,777.13			\$20,777.13	80%	\$5,194.29
Security Technology/Perimeter (various) item 1 - replace main terminal camera		EUP20-020			\$2,934.16			\$2,934.16	80%	\$733.54
Security Technology/Perimeter (various) item 2 - replace security computer		EUP20-020			\$494.59			\$494.59	80%	\$123.64
Security Technology/Perimeter (various) item 3 - update security computer software		EUP20-020			\$800.00			\$800.00	80%	\$200.00
Security Technology/Perimeter (various) item 4 - install new security computer		EUP20-020			\$380.00			\$380.00	80%	\$95.00
Security Technology/Perimeter (various) item 5 - install 4 new ATCT rooftop cameras		EUP20-020			\$17,446.06			\$17,446.06	80%	\$4,361.52
Facility Maintenance (various) 1 item - ARFF Bldg replace controllers/sensors		EUP20-022			\$7,160.00			\$7,160.00	80%	\$1,790.00
Water Bottle Filling Station		EUP20-029			\$2,358.34			\$2,358.34	80%	\$589.58
Subtotal Expenditures for Projects Completed: FY2020									\$386,135.90	(State Entitlement Funds)
Unexpended Funds Available for Commitment									\$5,924,637.42	(Total Funds Available - Expenditures for Completed Projects)

**Commonwealth Airport Fund
Entitlement Utilization Report and Plan**

D. Funding Commitments for Ongoing Projects

Project Description	Estimated Fiscal Year of Completion	AIP Project Number	DOAV Project Number	PFC Project Number	Funding Sources with Estimated Costs			Estimated Total Project Cost	Estimated State Funding Percentage	Estimated PFCs to Reimburse Entitlements
					Federal	State Entitlement	State Discretionary			
North General Aviation (GA) Dev. Area PH1 Siterwork (AIP eligible)	FY21	3-51-0029-040	EUP18-013		\$517,950.00	\$57,550.00		\$ 575,500.00	10%	
North General Aviation (GA) Dev. Area PH1 Siterwork (non AIP)	FY21		EUP18-013			\$219,600.00		\$54,900.00	80%	
Hangar 6 Apron Concrete Slab Rehabilitation	FY21		EUP18-019			\$7,200.00		\$1,800.00	80%	
Detention Pond Drainage Structure Repair	FY21		EUP18-023			\$14,400.00		\$3,600.00	80%	
Passenger Terminal Boarding Bridge (revised Feb 2020)	FY21	3-51-0029-041	EUP18-025		\$540,000.00	\$60,000.00		\$ 600,000.00	10%	
Passenger Terminal Restroom Renovation	FY21		EUP19-011			\$80,000.00		\$20,000.00	80%	
Aircraft Self-Service AVGAS Fueling Facility (33.3% - \$75k max)	FY21		EUP19-014			\$75,000.00		\$150,000.00	(\$75k max)	
Business Center	FY21		EUP19-015			\$80,000.00		\$20,000.00	80%	
Rehab Mid-Field Apron & Portion of Taxiway G	FY21	3-51-0029-042	EUP19-019		\$1,800,000.00	\$200,000.00		\$ 2,000,000.00	10%	
Terminal Drive & Crosswalks crackseal/sealcoat	FY21		EUP20-002			\$16,000.00		\$4,000.00	80%	
Passenger Terminal Landscaping / Tree Replacement	FY21		EUP20-006			\$40,000.00		\$10,000.00	80%	
Terminal Exit Lane Modification	FY21		EUP20-010			\$1,200,000.00		\$ 1,200,000.00	100%	
TSA Baggage Screening Counter Modifications	FY21		EUP20-015			\$120,000.00		\$30,000.00	80%	
Air Carrier Apron Parking Position Hardstands	FY21		EUP20-026			\$40,000.00		\$10,000.00	80%	
North General Aviation (GA) Dev. Area PH2, Design	FY21	3-51-0029-042	EUP20-027		\$315,000.00			\$350,000.00	10%	
Passenger Terminal Boarding Bridge (non-AIP) additional	FY21	3-51-0029-041	EUP20-028		\$203,992.00	\$161,008.00		\$35,000.00	varies	
SWPPP, SPCC, & ODC Plan updated	FY21		EUP20-030			\$16,000.00		\$4,000.00	80%	
								\$ -		

Subtotal Funding Commitments for Ongoing Projects

\$2,421,758.00

(State Entitlement Funds)

Anticipated FY2021 Entitlement Funds (use last year's amount)

\$1,703,932.00

Funds Available

\$5,206,811.42

(Unexpended Funds Available for Commitment - Funding Commitments for Ongoing Projects + Anticipated FY2021 Entitlement Funds)

**Commonwealth Airport Fund
Entitlement Utilization Report and Plan**

Part 2 - Entitlement Utilization Plan: FY2021

A. Project Listing

EUP #	Project Description	6-Year Plan Y/N	Estimated Start Date (Fiscal Year)	AIP Project Number	DOAV Project Number	PFC Project Number	Funding Sources with Estimated Costs				Estimated Total Project Cost	Estimated State Funding Percentage	Estimated PFCs to Reimburse Entitlements
							Federal	State Entitlement	State Discretionary	PFC			
1	Equipment Maintenance/Repair (annual bucket)	N	FY21				\$80,000.00			\$20,000.00	\$100,000.00	80%	
2	Equipment Purchases (annual bucket)	N	FY21				\$80,000.00			\$20,000.00	\$100,000.00	80%	
3	Facility Maintenance/Repair (annual bucket)	N	FY21				\$120,000.00			\$30,000.00	\$150,000.00	80%	
4	Pavements Repair/Rehabilitation (annual bucket)	N	FY21				\$160,000.00			\$40,000.00	\$200,000.00	80%	
5	Pavement Markings (annual bucket)	N	FY21				\$40,000.00			\$10,000.00	\$50,000.00	80%	
6	ATCT Equipment Service Agreements/Maintenance	N	FY21				\$24,000.00			\$6,000.00	\$30,000.00	80%	
7	MUFIDS Annual Service Agreement	N	FY21				\$6,000.00			\$1,500.00	\$7,500.00	80%	
8	Riding Slope Mower	N	FY21				\$48,000.00			\$12,000.00	\$60,000.00	80%	
9	Cyberlock Security System	N	FY21				\$40,000.00			\$10,000.00	\$50,000.00	80%	
10	Terminal Exit Lane Modification (increase to \$2,000,000)	Y	FY22				\$800,000.00				\$800,000.00	100%	
											\$-		
											\$-		

Total Planned Commitments for Future Projects \$1,398,000.00 (State Entitlement Funds)

Funds Available \$3,808,811.42

B. Project Narratives

EUP #	Narrative
1	This project is for maintenance and repair of eligible Airport equipment that arises in FY21. Approval will be sought from DOAV staff at the time each need arises
2	This project is for purchase of eligible Airport equipment as the need arises in FY21. Approval will be sought from DOAV staff at the time each need arises.
3	This project is for maintenance and repair of eligible Airport facilities that arises in FY21. Approval will be sought from DOAV staff at the time each need arises.
4	This project is for repair and/or rehabilitation of eligible Airport pavements that arises in FY21. Approval will be sought from DOAV staff at the time each need arises.
5	Pavement markings deteriorate over time and require re-marking. This project will maintain our existing markings to standards along with allowing us to install new markings as the need may arise on airport property. Approval will be sought from DOAV staff at the time each need arises.
6	A new Air Traffic Control Tower (ATCT) was completed in June 2017 with all tower radio and other related equipment provided by the Airport as part of the required FAA contract tower minimum equipment list. The equipment is no longer under warranty and requires service contracts in FY21 in order to provide the necessary preventive maintenance and upkeep of various equipment and systems.
7	The Airport is estimating \$7,500 for an annual service agreement to provide and maintain a "Multi User Flight Information Display System" (MUFIDS). This system is directly related to providing passengers with up to date air carrier flight information in the passenger terminal.
8	Lynchburg Regional Airport maintains over 500 acres on the AOA and around the airport terminal. Much of this land is hilly with slopes exceeding the safety limits of traditional mowing tractors. We would like to purchase a tractor and appropriate accessories to allow operations personnel to safely mow these areas on the airport.
9	Lynchburg Regional Airport has an airport security perimeter which includes fencing with 50 gates. Perimeter gates currently have master style locks which do not allow an audit trail in the event of a security incident. Also individual users all have to provide their own locks and keys leaving some areas with multiple locks on one access point. We would like to upgrade the existing system to locks and keys that provide an audit trail. These improvements will allow the keys and locks to be uniquely programmed with a user's access level so only one lock will be needed on each access point.
10	The most recent estimate of likely cost for this project as estimated by the RS&H Aviation Architect dated April 9, 2020, put the total cost in the neighborhood of \$2,000,000 (which is an increase of \$800,000 over the \$1,200,000 amount approved in our FY2020 Plan.

Commonwealth Airport Fund
Entitlement Utilization Report and Plan

Part 3 - Certification

As the Executive Director on behalf of the sponsor, I certify that the information provided above is accurate and complete to the best of my knowledge.



Signature

Andrew LaGala, Airport Director

Printed Name

July 15, 2020

Date

As the Chief Financial Officer on behalf of the sponsor, I certify that the information provided above is accurate and complete to the best of my knowledge.



Signature

Catherine C. Vance, Assistant Airport Director, Finance & Administration

Printed Name

July 15, 2020

Date

**Commonwealth Airport Fund
Entitlement Utilization Report and Plan**

Sponsor: Peninsula Airport Commission

Airport: Newport News/Williamsburg International Airport

Part 1 - Entitlement Utilization Report: FY2020

A. Entitlement Funds Available for Expenditure and Commitment

Total Funds Available for Commitment from FY2019	\$6,312,064.55
Entitlement Funds Received in FY2020	\$2,000,000.00
Interest Earned in FY2020	\$30,409.99
Subtotal Entitlement Resources Available FY2020	\$8,342,474.54

B. Reimbursement of State Entitlement Funds - PFC's; Bridge Loans; Other: FY2020

Project Description	AIP Project Number	DOAV Project Number	PFC Project Number	Funding Sources with Final Costs			Total Project Cost	State Funding Percentage	Reimbursement
				Federal	State Entitlement	State Discretionary			
None							\$		

Subtotal Reimbursement of State Entitlement Funds \$0.00

Total Funds Available \$8,342,474.54 (Entitlement Resources Available FY2020 + Reimbursement State Entitlement Funds)

C. Funding Expenditures for Projects Closed: FY2020

Project Description	AIP Project Number	DOAV Project Number	PFC Project Number	Funding Sources with Final Costs			Total Project Cost	State Funding Percentage	Estimated PFCs to Reimburse Entitlements
				Federal	State Entitlement	State Discretionary			
Air Handler Reheat Coil - AHU #3					\$2,668.80		\$4,003.20	\$ 6,672.00	40%
Boiler Pump & Motor					\$2,768.62			\$ 2,768.62	100%
Airfield Lighting Vault HVAC					\$1,046.82		\$261.70	\$ 1,308.52	80%
Airfield Lighting, Globes, Gaskets, Signage Panels, Windsocks					\$2,539.41		\$579.42	\$ 3,118.83	81%
Airfield Paint and Glass Beads					\$11,493.78			\$ 11,493.78	100%
Airfield PAPI, Gaskets, Filters					\$1,704.03			\$ 1,704.03	100%
Airfield Sign Panels					\$10,201.61		\$2,550.40	\$ 12,752.01	80%
Airfield Signs LED Upgrade					\$774.56			\$ 774.56	100%
Airport Beacon Replacement					\$66,600.00		\$16,650.00	\$ 83,250.00	80%
Annual Maintenance and Inspection of Boilers/Chillers/Cooling Towers					\$4,257.60		\$6,386.40	\$ 10,644.00	40%
Awning Repair					\$1,987.90		\$2,981.85	\$ 4,969.75	40%
Bag Claim #2 Upper and Lower Wheel Replacement					\$5,801.07		\$1,450.27	\$ 7,251.34	80%
Bobcat Track Replacement					\$2,708.76			\$ 2,708.76	100%
Bond Debt South Corporate					\$154,552.60			\$ 154,552.60	100%
Capacitor Bank for RWY 2/20					\$854.06			\$ 854.06	100%
Cooling Tower Waterline Replacement					\$4,670.50		\$7,005.75	\$ 11,676.25	40%
Elevator Conc A Power Supply					\$592.40		\$888.60	\$ 1,481.00	40%

**Commonwealth Airport Fund
Entitlement Utilization Report and Plan**

EQ #55 Mower Deck Clutch					\$1,311.45											\$ 1,311.45				100%
EQ#19 Replace Univ Joint					\$949.59											\$ 949.59				100%
Escalator and Elevator Inspection and Maintenance					\$5,070.00											\$1,267.50				80%
Firehouse Rooftop HVAC					\$1,584.00											\$396.00				80%
Incoming Baggage Roll-up Door					\$1,760.00											\$440.00				80%
JD #5 Flexwing Gear Case					\$1,304.30											\$ 1,304.30				100%
John Deere 1545 Blower & Plow					\$32,972.02											\$8,243.00				80%
John Deere 6135 Airfield Tractor					\$59,565.51											\$14,891.38				80%
Lighted X #2 Diesel Generator					\$1,618.18											\$404.54				80%
Lighted X Actuator Replacement					\$1,398.40											\$349.60				80%
Load Bank Airfield Generator					\$1,551.76											\$387.94				80%
Main Terminal Roof Repair Phase 1					\$25,802.72											\$38,704.08				40%
Main Terminal Roof Study					\$4,948.00											\$7,422.00				40%
Mower Blades and Mower Deck					\$2,955.34											\$ 2,955.34				100%
Perimeter Fence Post Repair					\$2,141.60											\$535.40				80%
Perimeter Road Approach End Runway 2 and 7 Design					\$30,689.14				279,577.24							\$375.00				10%
Qtrly Fire Sprinkler Suppression Tests & Inspections					\$1,824.00											\$2,736.00				40%
R3 Water Pump					\$541.16											\$ 541.16				100%
Repair Fire Alarm/Sprinkler System					\$4,652.31											\$6,978.48				40%
Snow Plow vehicles and plows (2)					\$53,952.80											\$13,488.20				80%
Sweepster Lighted X Marker Actuator					\$1,748.00											\$ 1,748.00				100%
Tractor #66 PTO Repair					\$2,577.84											\$681.51				79%

Subtotal Expenditures for Projects Completed: FY2020

\$516,140.64

(State Entitlement Funds)

Unexpended Funds Available for Commitment

\$7,826,333.90

(Total Funds Available - Expenditures for Completed Projects)

D. Funding Commitments for Ongoing Projects

Project Description	Estimated Fiscal Year of Completion	AIP Project Number	DOAV Project Number	PFC Project Number	Federal	Funding Sources with Estimated Costs			Estimated Total Project Cost	Estimated State Funding Percentage	Estimated PFCs to Reimburse Entitlements	
						State Entitlement	State Discretionary	PFC				
10K Loader	2021					\$136,000.00			\$34,000.00	\$ 170,000.00	80%	
Airfield Lighting, Globes, Gaskets, Signage Panels, Windsocks	2021					\$12,000.00			\$3,000.00	\$ 15,000.00	80%	
Airfield paint removal, painting and crack sealing	2021					\$60,000.00			\$15,000.00	\$ 75,000.00	80%	
Annual and Quarterly Fire Sprinkler and Suppression Inspections	2021					\$2,024.00			\$3,036.00	\$ 5,060.00	40%	
Annual Maintenance and Inspection of Boilers/Chillers/Cooling Towers	2021					\$4,877.00			\$7,315.00	\$ 12,192.00	40%	
South Corp Apron Rehabilitation Design and Bidding	2021			6.1		\$180,000.00			\$45,000.00	\$ 225,000.00	80%	
ARFF Tires Rescue 1	2021					\$12,000.00			\$3,000.00	\$ 15,000.00	80%	
Bond Debt South Corporate	2021					\$155,000.00				\$ 155,000.00	100%	
Construction Txy A Lighting, Shoulders & Realignment of Txy B & C	2021				\$3,194,100.00	\$319,400.00				\$ 3,513,500.00	9%	
Design Baggage Claim Rehabilitation	2021			6.3		\$60,000.00	\$240,000.00			\$ 300,000.00	20%	
Drainage Repair G Avenue	2021					\$11,000.00				\$ 11,000.00	100%	
Escalator and Elevator Inspection and Maintenance	2021					\$8,400.00			\$2,100.00	\$ 10,500.00	80%	
Facility Infrastructure and Equipment Repairs and Maintenance	2021					\$160,000.00			\$40,000.00	\$ 200,000.00	80%	

Commonwealth Airport Fund Entitlement Utilization Report and Plan

Firehouse Generator	2021																			\$15,000.00	\$ 75,000.00	80%		
Firehouse Roof Repair Phase 2	2021																				\$4,400.00	\$ 22,000.00	80%	
FOD Boss	2021																				\$7,000.00	\$ 10,000.00	80%	
GA Ramp Rehab Environmental and Design	2021				6.2																\$160,000.00	\$ 40,000.00	80%	
JLG or similar Lift	2021																				\$20,000.00	\$ 25,000.00	80%	
Main Terminal Roof Repair Phase 1	2021				6.9																\$30,000.00	\$ 75,000.00	40%	
Obstruction Survey	2021																				\$80,000.00	\$ 100,000.00	80%	
Perimeter Road Approach End Runway 2 and 7 Construction	2021			3-51-00335-051-2019													\$1,980,000.00				\$220,000.00	\$ 2,200,000.00	10%	
Replacement Incoming Bag Belt Systems Phase 1	2024				6.4																\$150,000.00	\$ 1,350,000.00	10%	
Replacement Incoming Bag Belt Systems Phase 2	2026				6.4																\$150,000.00	\$ 1,350,000.00	10%	
Security Camera Upgrades Phase 2	2021																				\$40,000.00	\$ 50,000.00	80%	
South Corporate Development - Environmental Analysis	2021				6.1																\$200,000.00	\$ 250,000.00	80%	
South Corporate Development - Permitting and Mitigation	2021				6.1																\$120,000.00	\$ 150,000.00	80%	
South Corporate Pavement Analysis	2021				6.1																\$48,000.00	\$ 60,000.00	80%	
Terminal Window Replacement Phase 2	2021				6.9																\$20,000.00	\$ 50,000.00	40%	
Zero Turn Mower	2021																				\$1,400.00	\$ 7,000.00	80%	
Design Taxiway A Lighting, Shoulders & Realignment Txs B & C	2021				3-51-00335-052-2019											302,400.00					\$33,600.00	\$ 336,000.00	10%	
Bond Debt South Corporate	2022																				\$155,000.00	\$ 155,000.00	100%	
Bond Debt South Corporate	2023																				\$155,000.00	\$ 155,000.00	100%	
Bond Debt South Corporate	2024																				\$155,000.00	\$ 155,000.00	100%	

Subtotal Funding Commitments for Ongoing Projects \$2,948,501.00 (State Entitlement Funds)

Anticipated FY2021 Entitlement Funds (use last year's amount) \$2,000,000.00

Funds Available \$6,877,832.90

(Unexpended Funds Available for Commitment - Funding Commitments for Ongoing Projects + Anticipated FY2021 Entitlement Funds))

Part 2 - Entitlement Utilization Plan: FY2021

A. Project Listing

EUP #	Project Description	6-Year Plan Y / N	Estimated Start Date (Fiscal Year)	AIP Project Number	DOAV Project Number	PFC Project Number	Funding Sources with Estimated Costs				Estimated Total Project Cost	Estimated State Funding Percentage	Estimated PFCs to Reimburse Entitlements			
							Federal	State Entitlement	State Discretionary	PFC				Local		
1	AHU #1 Dampers 4 Each		2021								\$8,000.00			\$20,000.00	40%	
2	AHU #2 Dampers 4 Each		2021								\$8,000.00			\$20,000.00	40%	
3	Airfield Lighting, Globes, Gaskets, Signage Panels, Windsocks (Increase to Ongoing Project Line Above)		2012								\$4,000.00			\$5,000.00	80%	
4	ARFF Tires Rescue 3		2021								\$12,000.00			\$15,000.00	80%	
5	Backhoe		2021								\$100,000.00			\$125,000.00	80%	
6	Construction Txy A Lighting, Shoulders & Realignment of Txs B & C (Amendment to Funding)		2021				\$2,126,677.00				-\$319,400.00			\$1,807,277.00	0%	
7	Design Baggage Claim Rehabilitation (Amendment to Funding)		2021		6.3						\$180,000.00		-\$180,000.00	\$-	80%	
8	Dump Truck with plow		2021								\$120,000.00			\$150,000.00	80%	

**Commonwealth Airport Fund
Entitlement Utilization Report and Plan**

9	Firehouse Roof Repair Phase 2 (Increase to Ongoing Project Line Above)	2021								\$14,400.00					\$3,600.00	\$ 18,000.00	80%
10	GA Ramp Rehab Environmental and Design (Amendment to Remove Project Line Above)	2021							\$0.00					\$0.00			#DIV/0!
11	JLG or similar Lift	2021							\$28,000.00					\$7,000.00	\$ 35,000.00	80%	
12	Main Terminal Building Rehabilitation Design	2021							\$160,000.00					\$40,000.00	\$ 200,000.00	80%	
13	Main Terminal Roof Repair Phase 2 Brick Infiltration Mitigation	2021							\$200,000.00					\$300,000.00	\$ 500,000.00	40%	
14	Main Terminal Window Replacement Phase 2 (Amendment to Funding & Increase to Ongoing Project Line Above)	2021							\$20,000.00					\$60,000.00	\$ 50,000.00	40%	
15	MDP Over/Under voltage protection main power to terminal	2021							\$12,000.00						\$8,000.00	\$ 20,000.00	60%
16	Old Terminal Design & Environmental Phase 1	2022							\$40,000.00					\$160,000.00	\$ 200,000.00	20%	
17	Old Terminal Demo Phase 2	-							\$0.00					\$0.00	\$ -	0%	
18	PA System Replacement	2021							\$44,414.00					\$66,620.00	\$ 111,034.00	40%	
19	Perimeter Road Approach End Runway 2 and 7 Construction (Increase to Ongoing Project Line Above)	2021	3-51-0035-051-2019					\$854,100.00	\$94,900.00						\$ 949,000.00	10%	
20	Relocate /Combine Upper & Lower Level Fire Panels circuits to main fire panel on main level	2021							\$12,000.00					\$18,000.00	\$ 30,000.00	40%	
21	Replacement Incoming Bag Belt Systems Phase 1 (Amendment to Funding & Increase to Ongoing Project Line Above)	2022							\$1,450,000.00					-\$950,000.00	\$ 500,000.00	80%	
22	Replacement Incoming Bag Belt Systems Phase 2 (Amendment to Funding & Increase to Ongoing Project Line Above)	2024							\$1,450,000.00					-\$950,000.00	\$ 500,000.00	80%	
23	Security Cameras Phase 3	2021							\$40,000.00						\$ 50,000.00	80%	
24	SRE Facility	2022							\$2,400,000.00					\$600,000.00	\$ 3,000,000.00	80%	
25	SRE Facility Design Siting & Environmental	2022							\$400,000.00					\$100,000.00	\$ 500,000.00	80%	
26	Sweeper	2021							\$80,000.00					\$20,000.00	\$ 100,000.00	80%	
27	Wayfinding Study Phase 1	2021							\$20,000.00					\$30,000.00	\$ 50,000.00	40%	
28	Zero turn Mower (Increase to Ongoing Project Line Above)	2021							\$3,200.00					\$800.00	\$ 4,000.00	80%	
29	Portable Trash/Water Pump 6"	2021							\$16,000.00					\$4,000.00	\$ 20,000.00	80%	

Total Planned Commitments for Future Projects **\$6,597,514.00** (State Entitlement Funds)

Funds Available **\$280,318.90**

**Commonwealth Airport Fund
Entitlement Utilization Report and Plan**

B. Project Narratives


EUP #	Narrative
1	AHU 1 dampers are inoperative electronically and have to be operated manually. Dampers are original to the Air handler system (28 years old). New dampers and automated controls are needed for air conditioning and heating to work at peak performance through out the entire terminal. Dampers are used for air quality mixture of fresh and return air.
2	AHU 2 dampers are inoperative electronically and have to be operated manually. Dampers are original to the Air handler system (28 years old). New dampers and automated controls are needed for air conditioning and heating to work at peak performance through out the entire terminal. Dampers are used for air quality mixture of fresh and return air.
3	Plus up for Line item Airfield lighting, Globes, Gaskets, Signage Panels, Windsocks. In order to maintain FAA FAR 139 Standards, items need to be replaced. Prices have increased on items.
4	Rescue 3 ARRF tires showing signs of deterioration and need to be replaced by March 21, 2021.
5	Purchase backhoe, replaces 1987 backhoe, utilized in ditch clearing, snow removal, sand loading, spill repair, perimeter road repairs, concrete and asphalt repairs.
6	Amendment to Funding of Construction Txy A Lighting, Shoulders & Realignment of Txys B & C. Project is 100% FAA.
7	Amendment to Funding of Baggage Claim Design to 80% State/ 20% PFC.
8	1987 dump truck is on Snow and Ice control plan and needs replacement. 1987 Dump truck cannot push large quantities of snow and new parts for repair are obsolete.
9	Plus up for Line item Firehouse roof repair Phase two, previous estimates too low for the amount or full replacement needed.
10	Keeping GA Ramp Project. Remove admendment amounts on line 10.
11	Plus up for Line item JLG or similar Lift. Previous estimates to low for size of lift needed in and around terminal.
12	This is the design of a terminal rehabilitation which will rehabilitate the public restrooms and replace the windows in the atrium area, all of which are 28 years old. This project will also include the necessary nursing rooms in the public restrooms.
13	The filament in the terminal windows has failed creating inefficiencies in heating and cooling the facility. Seals between the windows are also failing and need to be replaced in order to prevent leaking.
14	Plus up for Line item Main Terminal Window Replacement Phase 2, previous estimates too low for the amount or full replacement needed
15	Current Main Circuit breaker for Terminal building does not have over/under voltage or phase balance protection. During partial power outages, breaker remains energized causing motors an pumps through the building to single phase or burn out. The over/under voltage protection will protect against any damage down the line caused from partial power outages.
16	Old Terminal Design & Environmental Phase 1 -The Airport plans to demolish the buildings located at the original terminal site as they are dilapidated and have become unsafe.
17	Put on hold. - Old Terminal Demo Phase 2 -The Airport plans to demolish the buildings located at the original terminal site as they are dilapidated and have become unsafe.
18	PA System replacement of outdated system.
19	Plus Up for Perimeter Road Approach End Runway 2 and 7 Construction (Increase to Ongoing Project Line Above).
20	Terminal has two fire panels on different levels of the terminal. For life safety standards all fire alarms should report to one panel making response from first responders and maintenance quicker and should not be hampered by one panel upstairs and one panel down stairs. Eliminating the down stairs panel and rerouting all circuits the up stairs panel will rectify the problem.
21	Amendment to Funding of Replacement Incoming Bag Belt Systems Phase 1 to 80% State/ 20% PFC. Also increase project costs by \$500K due to previous estimates too low for the amount or full replacement needed.

**Commonwealth Airport Fund
Entitlement Utilization Report and Plan**

22	Amendment to Funding of Replacement Incoming Bag Belt Systems Phase 2 to 80% State/ 20% PFC. Also increase project costs by \$500K due to previous estimates too low for the amount or full replacement needed.
23	Security Cameras Phase 3 - continuation of replacing security cameras in the main terminal.
24	SRE Facility - This project will construct a 15,000 square foot building to house the Airports existing snow removal equipment and snow removal supplies. This includes critical snow response equipment as approved in the Snow and Ice control plan such as two airport brooms, 2 airport heavy duty plows, numerous plow attachments for smaller vehicles, and storage for deicing fluid and sand. This project will preserve safety and capacity by allowing the Airport to store essential snow removal equipment out of the elements, which can cause unexpected mechanical failures.
25	SRE Facility Design Siting & Environmental -This is the siting, design and planning phase of constructing a new SRE Facility at the Airport.
26	Purchase sweeper. Airport sweeper is currently 10 years old and is showing signs of failure. The sweeper is the primary piece of equipment to combat/reduce FOD on runway taxiways/ commercial and general aviation ramps.
27	Wayfinding Study Phase 1 will include data collection, passenger feedback, surveys and analysis for improved signage.
28	Plus up for Line Item Purchase Zero turn mower original estimate too low, mower purchased in June 20 through EVA state contract estimated four to six weeks delivery at \$10,900.00.
29	Purchase 6" pump to alleviate heavy flooded areas due to several storm drain collapsed pipes on taxiways and ramp areas.

Part 3 - Certification

As the Executive Director on behalf of the sponsor, I certify that the information provided above is accurate and complete to the best of my knowledge.


Signature

Michael Giardino, C.M.

Printed Name

September 9, 2020
Date

As the Chief Financial Officer on behalf of the sponsor, I certify that the information provided above is accurate and complete to the best of my knowledge.


Signature

Jessica Minor

Printed Name

September 9, 2020
Date

**Commonwealth Airport Fund
Entitlement Utilization Report and Plan - ORF**

Airport: Norfolk International Airport

Sponsor: Norfolk Airport Authority

Part 1 - Entitlement Utilization Report: FY2020

A. Entitlement Funds Available for Expenditure and Commitment

Total Funds Available for Commitment from FY2019 \$6,804,195.07 (See Part 1. C. - Unexpended Funds Available for Commitment - From FY19 EURP)
 Entitlement Funds Received in FY2020 \$2,000,000.00
 Interest Earned in FY2020 \$73,345.37
 Subtotal Entitlement Resources Available FY2020 \$8,877,540.44

B. Reimbursement of State Entitlement Funds - PFC's; Bridge Loans; Other: FY2020

Project Description	AIP Project Number	DOAV Project Number	PFC Project Number	Funding Sources with Final Costs			Total Project Cost	State Funding Percentage	Reimbursement
				Federal	State Entitlement	State Discretionary			
Phase 3 Terminal Improvements - AIP (Originally closed in FY2019 - FAA Approved Items for AIP Funding in May 2020. Therefore, State participation increased from \$118,564.33 reported in FY19 EUR)	3-51-0036-65			\$2,028,659.91	\$225,406.66		\$2,254,066.57	10%	-\$36,842.32
Phase 3 Terminal Improvements - Non-AIP (Originally closed in FY2019 - FAA Approved Items for AIP Funding in May 2020. Therefore, State participation decreased from \$1,051,423.12 report in FY19 EUR)					\$756,661.20		\$945,826.50	80%	\$294,761.92

Subtotal Reimbursement of State Entitlement Funds \$257,919.59
 Total Funds Available \$9,135,460.03

(Entitlement Resources Available FY2020 + Reimbursement State Entitlement Funds)

C. Funding Expenditures for Projects Closed: FY2020

Project Description	AIP Project Number	DOAV Project Number	PFC Project Number	Funding Sources with Final Costs			Total Project Cost	State Funding Percentage	Estimated PFCs to Reimburse Entitlements
				Federal	State Entitlement	State Discretionary			
Business Center					\$346,289.17		\$432,861.46	80%	
Continuous Friction Measuring Equipment (Purchase)					\$55,163.86		\$68,954.83	80%	
Rapid Intervention ARFF Vehicle					\$379,419.65		\$474,274.56	80%	
3,000 Gallon ARFF Truck (Replace R-3 and R-4)					\$595,946.48		\$744,933.10	80%	
Interior and Exterior Wayfinding Design					\$458,027.16		\$572,533.95	80%	
Arrivals Restrooms Renovations - Design					\$117,808.02		\$147,260.03	80%	
FIDS Server and Computer Replacement						\$349,196.02	\$349,196.02	0%	
Purchase Property in Runway 14 Runway Protection Zone - 1128 Barrs Road				\$578,521.77	\$64,280.20		\$642,801.97	10%	
Field Maintenance High Bay Heating (Snow Removal Equipment Bldg) - Replacement					\$107,500.80		\$134,376.00	80%	
Replace AP-18 (2005) - Building Maintenance - New Spreader and Plow					\$47,972.00		\$59,965.00	80%	
Replace AP-36 (2008) - Building Maintenance - Generator Service Truck					\$21,175.00		\$42,350.00	50%	

Subtotal Expenditures for Projects Completed: FY2020 \$2,193,582.34 (State Entitlement Funds)
 Unexpended Funds Available for Commitment \$6,941,877.69 (Total Funds Available - Expenditures for Completed Projects)

**Commonwealth Airport Fund
Entitlement Utilization Report and Plan - ORF**

D. Funding Commitments for Ongoing Projects

Project Description	Estimated Fiscal Year of Completion	AIP Project Number	DOAV Project Number	PFC Project Number	Funding Sources with Estimated Costs				Estimated Total Project Cost	Estimated State Funding Percentage	Estimated PFCs to Reimburse Entitlements
					Federal	State Entitlement	State Discretionary	PFC			
Alpha Concourse Expansion - Design	FY20	3-51-0036-68		06-001	\$225,000.00			\$25,000.00	\$ 250,000.00	0%	\$0.00
Alpha Concourse Expansion - Construction	FY20	3-51-0036-69		06-001	\$2,700,000.00			\$300,000.00	\$ 3,000,000.00	0%	\$0.00
Arrivals FIDs Replacement	FY20					\$120,000.00			\$ 150,000.00	80%	
Site Access Improvements - Elevators - Design	FY20	3-51-0036-68		06-003	\$180,000.00			\$20,000.00	\$ 200,000.00	0%	\$0.00
Master Plan Update	FY20	3-51-0036-67			\$1,620,000.00				\$ 1,800,000.00	10%	
Public Safety Computer Aided Dispatch/Records Mgmt Sys (Replace)	FY20				\$280,000.00				\$ 70,000.00	80%	
Site Access Improvements - Elevators - Construction	FY20	3-51-0036-69		06-003	\$1,800,000.00			\$200,000.00	\$ 2,000,000.00	0%	\$0.00
Taxiway 'C' South Reconstruction (Survey)	FY20	3-51-0036-71			\$45,000.00				\$ 50,000.00	0%	
Taxiway 'C' South Reconstruction (Design)	FY20	3-51-0036-71			\$1,350,000.00				\$ 1,500,000.00	10%	
Runway 5/23 Standardization Project - Project Formulation	FY20	3-51-0036-68			\$900,000.00	\$100,000.00			\$ 1,000,000.00	10%	
Property Purchase - Gurley Street (3 Parcels)	FY20	3-51-0036-72			\$500,000.00				\$ 500,000.00	0%	
Pavement Management Plan Update	FY20	3-51-0036-70			\$225,000.00				\$ 250,000.00	10%	
Inter. Imps. - Departures Boulevard and Long Term West Exit (Design)	FY20				\$400,000.00				\$ 500,000.00	80%	
Runway 5/23 Outer Pavement Mill and Overlay (Design)	FY20				\$200,000.00				\$ 250,000.00	80%	
Fire Protection For Transformer Vault Room in Dept Basement (Design)	FY20				\$200,000.00				\$ 250,000.00	80%	
Departures Terminal Ticket Lobby Seating - Replacement	FY20				\$80,000.00				\$ 100,000.00	80%	
Field Maintenance Mechanic Truck - Replacement	FY20				\$56,000.00				\$ 70,000.00	80%	
Water Main into Departures Terminal (Design) - Replacement	FY20				\$33,000.00				\$ 50,000.00	66%	
HVAC Rehab (Valve, Coil, AHU and Cooling Tower Replacement) Design	FY20				\$62,500.00				\$ 125,000.00	50%	
Taxiway 'C' South Reconstruction (Const + Const-Administration)	FY20	3-51-0036-72			\$9,927,566.35				\$ 9,927,566.35	0%	
Runway 5/23 Outer Pavement Mill and Overlay (Construction)	FY20				\$1,661,327.27		\$383,383.22		\$511,177.62	80%	
Runway 5/23 Outer Pymt Mill and Overlay (Const Admin - Pro. Serv.)	FY20				\$306,706.57				\$76,676.64	80%	
Replace AP-33 (2001) - Field Maintenance - Airside Recovery Sweeper	FY20				\$200,000.00				\$ 250,000.00	80%	
Airfield Signage and Lighting Upgrades - Design and Construction	FY21	3-51-0036-71			\$2,250,000.00				\$ 2,500,000.00	10%	
Wayfinding Improvements - Interior and Exterior - Construction	FY21				\$1,600,000.00				\$ 400,000.00	80%	
Property Purchase - Burton Station Road	FY20				\$202,500.00				\$ 225,000.00	10%	
Water Main into Departures Terminal (Construction) - Replacement	FY20				\$132,000.00				\$68,000.00	66%	
Public Safety In-Building Antennae Replacement	FY21				\$320,000.00				\$ 400,000.00	80%	
Runway 5/23 Standardization - Design	FY21				\$1,800,000.00				\$ 2,000,000.00	10%	
Emergency Circuit Upgrades - Construction	FY21				\$250,000.00				\$ 500,000.00	50%	
Security ID Badge Management System	FY21				\$184,000.00				\$ 230,000.00	80%	
Environmental Study - Projects from MPU and Rwy 5/23 Stand. (Alt 3)	FY21				\$900,000.00				\$ 1,000,000.00	10%	
Main Terminal Apron Concrete Rehabilitation (Design and Construction)	FY21				\$2,400,000.00				\$ 3,000,000.00	80%	
Fire Protection For Transformer Vault Room in Dept Basement (Const.)	FY21				\$480,000.00				\$ 600,000.00	80%	
Departures Terminal HVAC Ductwork Cleaning (Design and Construction)	FY21				\$330,000.00				\$ 500,000.00	66%	
Convert Interior/Exterior Lighting to LED (Study and Design Development)	FY21				\$165,000.00				\$ 250,000.00	66%	

Commonwealth Airport Fund Entitlement Utilization Report and Plan - ORF

D. Continued

EUP #	Project Description	Estimated Fiscal Year of Completion	AIP Project Number	DOAV Project Number	PFC Project Number	Funding Sources with Estimated Costs				Estimated Total Project Cost	Estimated State Funding Percentage	Estimated PFCs to Reimburse Entitlements
						Federal	State Entitlement	State Discretionary	PFC			
	Closure of Runway 14/32 - Environmental Study	FY21				\$270,000.00	\$30,000.00			\$ 300,000.00	10%	
	West Airfield Twy Impr. - Twy 'C' from Twy 'A' to 'E' (Pre. Prog. & Design)	FY22				\$1,575,000.00	\$175,000.00			\$ 1,750,000.00	10%	
	Front End Loader	FY22				\$495,000.00	\$55,500.00			\$ 550,500.00	10%	
	Design Development for Dept Terminal Improvements from MPU (Design)	FY22				\$270,000.00	\$30,000.00			\$ 300,000.00	10%	
	Gate B16/18 Expansion (Design)	FY22				\$270,000.00	\$30,000.00			\$ 300,000.00	10%	
	Inter. Impr. - Dept. Boulevard and Long Term West Exit (Construction)	FY22				\$5,600,000.00	\$5,600,000.00	\$1,400,000.00		\$ 7,000,000.00	80%	
	ARFF and SRE Sleeping Quarters Improvements (Design)	FY22				\$240,000.00	\$240,000.00		\$60,000.00	\$ 300,000.00	80%	
	Departures Terminal Air-Handler Unit Replacement (Study and Design)	FY22				\$184,800.00			\$95,200.00	\$ 280,000.00	66%	
	Replacement of Arrivals Boilers (Design)	FY22				\$48,500.00			\$25,500.00	\$ 74,000.00	66%	
	HVAC Rehab (Valve, Coil, AHU and Cooling Tower Replacement) - Const	FY22				\$812,500.00			\$812,500.00	\$ 1,625,000.00	50%	
	Arrivals Restrooms Renovations - Construction	FY22				\$1,400,000.00			\$350,000.00	\$ 1,750,000.00	80%	
	Safety Management System	FY22				\$135,000.00	\$15,000.00			\$ 150,000.00	10%	
	Runway 5/23 Standardization - Const Phase 1 of 3 (Concrete 5 End)	FY22				\$15,000,000.00	\$2,000,000.00	\$5,000,000.00	\$8,000,000.00	\$ 30,000,000.00	23%	
	Runway 5/23 Standardization - Const Phase 2 of 3 (Concrete 23 End)	FY23				\$15,000,000.00	\$2,000,000.00	\$5,000,000.00	\$18,000,000.00	\$ 40,000,000.00	18%	
	Runway 5/23 Standardization - Const Phase 3 of 3 (Asphalt Center)	FY24				\$15,000,000.00	\$2,000,000.00	\$5,000,000.00	\$8,000,000.00	\$ 30,000,000.00	23%	
	Misc. Airside and Landside Maint Program and Equipment Purchases	FY25					\$2,000,000.00			\$500,000.00	80%	
	Deicing Apron with Glycol Recovery System	FY26				\$10,000,000.00	\$2,000,000.00	\$5,000,000.00	\$15,000,000.00	\$ 39,000,000.00	18%	

Subtotal Funding Commitments for Ongoing Projects \$29,109,333.84 (State Entitlement Funds)

Anticipated FY2021 Entitlement Funds (use last year's amount) \$2,000,000.00

Funds Available -\$20,167,456.15 (Unexpended Funds Available for Commitment - Funding Commitments for Ongoing Projects + Anticipated FY2021 Entitlement Funds)

Part 2 - Entitlement Utilization Plan: FY2021

A. Project Listing

EUP #	Project Description	6-Year Plan Y / N	Estimated Start Date (Fiscal Year)	AIP Project Number	DOAV Project Number	PFC Project Number	Funding Sources with Estimated Costs				Estimated Total Project Cost	Estimated State Funding Percentage	Estimated PFCs to Reimburse Entitlements	
							Federal	State Entitlement	State Discretionary	PFC				Local
			\$0.00											

Total Planned Commitments for Future Projects

Funds Available -\$20,167,456.15


**Commonwealth Airport Fund
Entitlement Utilization Report and Plan - ORF**

B. Project Narratives

EUP #	Narrative

Part 3 - Certification

As the Executive Director on behalf of the sponsor, I certify that the information provided above is accurate and complete to the best of my knowledge.



Signature

Robert S. Bowen, A.A.E.

Printed Name

7/7/2020

Date

As the Chief Financial Officer on behalf of the sponsor, I certify that the information provided above is accurate and complete to the best of my knowledge.



Signature

Jarred M. Roenker, CPA

Printed Name

7/7/2020

Date

ORF
PFC Information - FY20-21 EURP
Collection Report

Approved for Collection	150,029,994.00
Collections	122,543,768.82
Interest	7,999,302.90
Total Revenue	130,543,071.72
Uncollected Balance	19,486,922.28
Disbursements	121,491,291.00
PFC Account Balance	9,051,780.72
Legal Expiration Date	1/1/2023
Projected Program Expiration Date	12/1/2022
Projected Months to Collect	29

Year	Month	Collections	Interest	Total Revenue
2020	06	147,091.07	3,502.97	150,594.04
2020	05	252,878.75	6,613.93	259,492.68
2020	04	2,642.86	10,151.01	12,793.87
2020	03	1,315,501.15	15,419.96	1,330,921.11
2020	02	539,472.29	18,172.28	557,644.57
2020	01	75,871.58	19,452.46	95,324.04
2019	12	1,192,399.90	19,034.62	1,211,434.52
2019	11	674,277.88	18,178.12	692,456.00
2019	10	94,635.58	20,920.23	115,555.81
2019	09	1,280,257.60	22,820.78	1,303,078.38
2019	08	95,930.01	26,365.82	122,295.83
2019	07	1,342,941.03	28,555.62	1,371,496.65
2019	06	738,254.44	28,223.70	766,478.14
2019	05	90,898.77	29,175.71	120,074.48
2019	04	1,328,999.67	27,269.16	1,356,268.83
2019	03	671,042.72	26,816.43	697,859.15
2019	02	480,028.89	23,081.60	503,110.49
2019	01	66,980.65	24,318.92	91,299.57

ORF PFC Information - FY20-21 EURP

Dispersment Report for Quarter Ending

6/30/2020

App-Proj	PA Title	Implementation	Completion		Previously Reported	Current Quarter	Cumulative	Total Proj Cost	Amount Approved	Remaining Authority
			Physical	Financial						
04-001	FIS Facilities	A	07/01/2008	A	2,947,142.00	0.00	2,947,142.00	3,292,896	2,947,142	0.00
04-002	Runway Pavement Rehabilitation	A	06/01/2015	A	780,507.00	0.00	780,507.00	780,507	780,507	0.00
04-003	Taxiway Pavement Rehabilitation	A	06/01/2015	A	640,781.00	0.00	640,781.00	640,781	640,781	0.00
04-004	Apron Pavement Rehabilitation	A	06/01/2015	A	33,305.20	0.00	33,305.20	1,053,860	1,053,860	1,020,554.80
04-005	HVAC System Installation and Replacement	A	12/01/2016	A	882,178.00	0.00	882,178.00	2,934,613	1,939,779	1,057,601.00
04-006	Overlay Roadways	A	10/01/2016	A	1,072,402.59	0.00	1,072,402.59	2,106,197	2,106,197	1,033,794.41
04-007	Passenger Loading Bridges	A	08/01/2014	A	1,723,589.00	0.00	1,723,589.00	1,880,963	1,880,963	157,374.00
04-008	Concourse A and B Security Checkpoint Expansion	A	12/01/2016	A	944,001.00	0.00	944,001.00	11,037,848	944,001	0.00
04-009	Public Restrooms	A	12/01/2016	A	1,225,820.47	0.00	1,225,820.47	3,347,100	1,294,238	68,417.53
04-010	Upgrade Lighting in Terminal Building	A	12/01/2011	A	551,392.00	0.00	551,392.00	834,179	551,392	0
04-011	FIDS Structures	A	09/01/2014	A	457,839.00	0.00	457,839.00	593,725	593,725	135,886.00
04-013	Runway 5R / 23L EIS	A	12/01/2019	A	0.00	0.00	0.00	2,504,498	250,450	250,450.00
04-014	Runway Lighting and Cable Replacement	A	07/01/2015	A	0.00	0.00	0.00	2,110,000	211,000	211,000.00
04-015	Taxiway Lighting and Cable Replacement	A	07/01/2015	A	0.00	0.00	0.00	1,610,000	161,000	161,000.00
04-016	Glycol Recovery Truck and Sweeper	A	04/01/2013	A	161,280.00	0.00	161,280.00	179,200	161,280	0.00
04-017	Runway 14 Obstruction Study and Clearing	A	06/01/2011	A	139,054.00	0.00	139,054.00	139,054	139,054	0.00
04-018	PFC Consulting Services	A	07/01/2015	A	39,317.73	0.00	39,317.73	150,000	150,000	110,682.27
04-019	Replace Taxiway C Fixtures	A	01/01/2011	A	98,375.00	0.00	98,375.00	98,375	98,375	0.00
04-020	Airfield Snow Plows / Spreaders	A	07/01/2013	A	76,100.00	0.00	76,100.00	760,997	76,100	0.00
04-022	ARFF Truck	A	07/01/2012	A	53,340.00	0.00	53,340.00	690,469	53,340	0
04-023	Airfield Management Plan	A	10/01/2013	A	0.00	0.00	0.00	330,000	33,000	33,000.00
05-001	Passenger Boarding Bridges	A	10/01/2022	E	8,082,607.22	3,759,183.98	11,841,791.20	21,500,000	21,500,000	9,658,208.80
05-002	Snow Removal Equipment Replacements	A	06/15/2018	A	527,626.20	0.00	527,626.20	4,209,889	506,355	-21,271.20
05-003	PFC Consulting Services	A	12/01/2018	A	43,722.42	0.00	43,722.42	75,000	75,000	31,277.58
06-001	Alpha Concourse Extension	A	08/01/2020	E	0.00	249,794.67	249,794.67	2,470,065	277,489	27,694.33
06-002	Customs General Aviation Facility	A	08/01/2020	E	0.00	234,059.65	234,059.65	2,343,051	234,304	244.35
06-003	Departures Main Lobby Elevators	A	08/01/2020	E	0.00	222,502.18	222,502.18	2,995,255	483,871	261,368.82
06-004	Runway 5/23 Pavement	A	12/01/2018	A	0.00	0.00	0.00	5,925,310	5,731,851	5,731,851.00
06-005	Runway 5/23 Lighting - Design and Construction	A	12/01/2018	A	0.00	0.00	0.00	8,780,788	8,494,099	8,494,099.00
06-006	Runway 14/32 Pavement	A	12/01/2018	A	0.00	445,099.51	445,099.51	579,490	560,570	115470.49

ORF PFC Information - FY20-21 EURP

Dispersment Report for Quarter Ending

3/31/2020

App-Proj	PA Title	Implementation		Completion		Previously Reported	Current Quarter	Cumulative	Total Proj Cost	Amount Approved	Remaining Authority
		Physical	Financial	Physical	Financial						
04-001	FIS Facilities	A	07/01/2008	A	07/01/2008	2,947,142.00	0.00	2,947,142.00	3,292,896	2,947,142	0.00
04-002	Runway Pavement Rehabilitation	A	06/01/2015	A	06/01/2015	780,507.00	0.00	780,507.00	780,507	780,507	0.00
04-003	Taxiway Pavement Rehabilitation	A	06/01/2015	A	06/01/2015	640,781.00	0.00	640,781.00	640,781	640,781	0.00
04-004	Apron Pavement Rehabilitation	A	06/01/2015	A	06/01/2015	33,305.20	0.00	33,305.20	1,053,860	1,053,860	1,020,554.80
04-005	HVAC System Installation and Replacement	A	12/01/2016	A	12/01/2016	882,178.00	0.00	882,178.00	2,934,613	1,939,779	1,057,601.00
04-006	Overlay Roadways	A	10/01/2016	A	10/01/2016	1,072,402.59	0.00	1,072,402.59	2,106,197	2,106,197	1,033,794.41
04-007	Passenger Loading Bridges	A	08/01/2014	A	08/01/2014	1,723,589.00	0.00	1,723,589.00	1,880,963	1,880,963	157,374.00
04-008	Concourse A and B Security Checkpoint Expansion	A	12/01/2016	A	12/01/2016	944,001.00	0.00	944,001.00	11,037,848	944,001	0.00
04-009	Public Restrooms	A	12/01/2016	A	12/01/2016	1,225,820.47	0.00	1,225,820.47	3,347,100	1,294,238	68,417.53
04-010	Upgrade Lighting in Terminal Building	A	12/01/2011	A	12/01/2011	551,392.00	0.00	551,392.00	834,179	551,392	0
04-011	FIDS Structures	A	09/01/2014	A	09/01/2014	457,839.00	0.00	457,839.00	593,725	593,725	135,886.00
04-013	Runway 5R / 23L EIS	A	12/01/2019	A	12/01/2019	0.00	0.00	0.00	2,504,498	250,450	250,450.00
04-014	Runway Lighting and Cable Replacement	A	07/01/2015	A	07/01/2015	0.00	0.00	0.00	2,110,000	211,000	211,000.00
04-015	Taxiway Lighting and Cable Replacement	A	07/01/2015	A	07/01/2015	0.00	0.00	0.00	1,610,000	161,000	161,000.00
04-016	Glycol Recovery Truck and Sweeper	A	04/01/2013	A	04/01/2013	161,280.00	0.00	161,280.00	179,200	161,280	0.00
04-017	Runway 14 Obstruction Study and Clearing	A	06/01/2011	A	06/01/2011	139,054.00	0.00	139,054.00	139,054	139,054	0.00
04-018	PFC Consulting Services	A	07/01/2015	A	07/01/2015	39,317.73	0.00	39,317.73	150,000	150,000	110,682.27
04-019	Replace Taxiway C Fixtures	A	01/01/2011	A	01/01/2011	98,375.00	0.00	98,375.00	98,375	98,375	0.00
04-020	Airfield Snow Plows / Spreaders	A	07/01/2013	A	07/01/2013	76,100.00	0.00	76,100.00	760,997	76,100	0.00
04-022	ARFF Truck	A	07/01/2012	A	07/01/2012	53,340.00	0.00	53,340.00	690,469	53,340	0.00
04-023	Airfield Management Plan	A	10/01/2013	A	10/01/2013	0.00	0.00	0.00	330,000	33,000	33,000.00
05-001	Passenger Boarding Bridges	A	10/01/2022	E	10/01/2022	6,498,383.28	1,584,223.94	8,082,607.22	21,500,000	21,500,000	13,417,392.78
05-002	Snow Removal Equipment Replacements	A	06/15/2018	A	06/15/2018	527,626.20	0.00	527,626.20	4,209,889	506,355	-21,271.20
05-003	PFC Consulting Services	A	12/01/2018	A	12/01/2018	43,722.42	0.00	43,722.42	75,000	75,000	31,277.58
06-001	Alpha Concourse Extension	A	08/01/2020	E	08/01/2020	0.00	0.00	0.00	2,470,065	277,489	277,489.00
06-002	Customs General Aviation Facility	A	08/01/2020	E	08/01/2020	0.00	0.00	0.00	2,343,051	234,304	234,304.00
06-003	Departures Main Lobby Elevators	A	08/01/2020	E	08/01/2020	0.00	0.00	0.00	2,995,255	483,871	483,871.00
06-004	Runway 5/23 Pavement	A	12/01/2018	A	12/01/2018	0.00	0.00	0.00	5,925,310	5,731,851	5,731,851.00
06-005	Runway 5/23 Lighting - Design and Construction	A	12/01/2018	A	12/01/2018	0.00	0.00	0.00	8,780,788	8,494,099	8,494,099.00
06-006	Runway 14/32 Pavement	A	12/01/2018	A	12/01/2018	0.00	0.00	0.00	579,490	560,570	560,570

ORF PFC Information - FY20-21 EURP

Dispersment Report for Quarter Ending

12/31/2019

App-Proj	PA Title	Implementation		Completion		Previously Reported	Current Quarter	Cumulative	Total Proj Cost	Amount Approved	Remaining Authority
		Physical	Financial	Physical	Financial						
04-001	FIS Facilities	A	07/01/2008	A		2,947,142.00	0.00	2,947,142.00	3,292,896	2,947,142	0.00
04-002	Runway Pavement Rehabilitation	A	06/01/2015	A		780,507.00	0.00	780,507.00	780,507	780,507	0.00
04-003	Taxiway Pavement Rehabilitation	A	06/01/2015	A		640,781.00	0.00	640,781.00	640,781	640,781	0.00
04-004	Apron Pavement Rehabilitation	A	06/01/2015	A		33,305.20	0.00	33,305.20	1,053,860	1,053,860	1,020,554.80
04-005	HVAC System Installation and Replacement	A	12/01/2016	A		882,178.00	0.00	882,178.00	2,934,613	1,939,779	1,057,601.00
04-006	Overlay Roadways	A	10/01/2016	A		1,072,402.59	0.00	1,072,402.59	2,106,197	2,106,197	1,033,794.41
04-007	Passenger Loading Bridges	A	08/01/2014	A		1,723,589.00	0.00	1,723,589.00	1,880,963	1,880,963	157,374.00
04-008	Concourse A and B Security Checkpoint Expansion	A	12/01/2016	A		944,001.00	0.00	944,001.00	11,037,848	944,001	0.00
04-009	Public Restrooms	A	12/01/2016	A		1,225,820.47	0.00	1,225,820.47	3,347,100	1,294,238	68,417.53
04-010	Upgrade Lighting in Terminal Building	A	12/01/2011	A		551,392.00	0.00	551,392.00	834,179	551,392	0
04-011	FIDS Structures	A	09/01/2014	A		457,839.00	0.00	457,839.00	593,725	593,725	135,886.00
04-013	Runway 5R / 23L EIS	A	12/01/2019	A		0.00	0.00	0.00	2,504,498	250,450	250,450.00
04-014	Runway Lighting and Cable Replacement	A	07/01/2015	A		0.00	0.00	0.00	2,110,000	211,000	211,000.00
04-015	Taxiway Lighting and Cable Replacement	A	07/01/2015	A		0.00	0.00	0.00	1,610,000	161,000	161,000.00
04-016	Glycol Recovery Truck and Sweeper	A	04/01/2013	A		161,280.00	0.00	161,280.00	179,200	161,280	0.00
04-017	Runway 14 Obstruction Study and Clearing	A	06/01/2011	A		139,054.00	0.00	139,054.00	139,054	139,054	0.00
04-018	PFC Consulting Services	A	07/01/2015	A		39,317.73	0.00	39,317.73	150,000	150,000	110,682.27
04-019	Replace Taxiway C Fixtures	A	01/01/2011	A		98,375.00	0.00	98,375.00	98,375	98,375	0.00
04-020	Airfield Snow Plows / Spreaders	A	07/01/2013	A		76,100.00	0.00	76,100.00	760,997	76,100	0.00
04-022	ARFF Truck	A	07/01/2012	A		53,340.00	0.00	53,340.00	690,469	53,340	0
04-023	Airfield Management Plan	A	10/01/2013	A		0.00	0.00	0.00	330,000	33,000	33,000.00
05-001	Passenger Boarding Bridges	A	10/01/2022	E		5,641,013.35	857,369.93	6,498,383.28	21,500,000	21,500,000	15,001,616.72
05-002	Snow Removal Equipment Replacements	A	06/15/2018	A		527,626.20	0.00	527,626.20	4,209,889	506,355	-21,271.20
05-003	PFC Consulting Services	A	12/01/2018	A		43,722.42	0.00	43,722.42	75,000	75,000	31,277.58
06-001	Alpha Concourse Extension	A	08/01/2020	E		0.00	0.00	0.00	2,470,065	277,489	277,489.00
06-002	Customs General Aviation Facility	A	08/01/2020	E		0.00	0.00	0.00	2,343,051	234,304	234,304.00
06-003	Departures Main Lobby Elevators	A	08/01/2020	E		0.00	0.00	0.00	2,995,255	483,871	483,871.00
06-004	Runway 5/23 Pavement	A	12/01/2018	A		0.00	0.00	0.00	5,925,310	5,731,851	5,731,851.00
06-005	Runway 5/23 Lighting - Design and Construction	A	12/01/2018	A		0.00	0.00	0.00	8,780,788	8,494,099	8,494,099.00
06-006	Runway 14/32 Pavement	A	12/01/2018	A		0.00	0.00	0.00	579,490	560,570	560,570

ORF PFC Information - FY20-21 EURP

Dispersment Report for Quarter Ending 9/30/2019

App-Proj	PA Title	Implementation	Completion		Previously Reported	Current Quarter	Cumulative	Total Proj Cost	Amount Approved	Remaining Authority	
			Physical	Financial							
04-001	FIS Facilities	12/01/2005	A	07/01/2008	A	2,947,142.00	0.00	2,947,142.00	3,292,896	2,947,142	0.00
04-002	Runway Pavement Rehabilitation	11/01/2007	A	06/01/2015	A	780,507.00	0.00	780,507.00	780,507	780,507	0.00
04-003	Taxiway Pavement Rehabilitation	11/01/2007	A	06/01/2015	A	640,781.00	0.00	640,781.00	640,781	640,781	0.00
04-004	Apron Pavement Rehabilitation	04/01/2009	A	06/01/2015	A	33,305.20	0.00	33,305.20	1,053,860	1,053,860	1,020,554.80
04-005	HVAC System Installation and Replacement	10/01/2008	A	12/01/2016	A	882,178.00	0.00	882,178.00	2,934,613	1,939,779	1,057,601.00
04-006	Overlay Roadways	10/01/2010	A	10/01/2016	A	1,072,402.59	0.00	1,072,402.59	2,106,197	2,106,197	1,033,794.41
04-007	Passenger Loading Bridges	01/01/2005	A	08/01/2014	A	1,723,589.00	0.00	1,723,589.00	1,880,963	1,880,963	157,374.00
04-008	Concourse A and B Security Checkpoint Expansion	09/01/2012	A	12/01/2016	A	944,001.00	0.00	944,001.00	11,037,848	944,001	0.00
04-009	Public Restrooms	01/01/2007	A	12/01/2016	A	1,225,820.47	0.00	1,225,820.47	3,347,100	1,294,238	68,417.53
04-010	Upgrade Lighting in Terminal Building	08/01/2008	A	12/01/2011	A	551,392.00	0.00	551,392.00	834,179	551,392	0
04-011	FIDS Structures	09/01/2011	A	09/01/2014	A	457,839.00	0.00	457,839.00	593,725	593,725	135,886.00
04-013	Runway 5R / 23L EIS	03/01/2015	A	12/01/2019	A	0.00	0.00	0.00	2,504,498	250,450	250,450.00
04-014	Runway Lighting and Cable Replacement	03/01/2015	A	07/01/2015	A	0.00	0.00	0.00	2,110,000	211,000	211,000.00
04-015	Taxiway Lighting and Cable Replacement	03/01/2015	A	07/01/2015	A	0.00	0.00	0.00	1,610,000	161,000	161,000.00
04-016	Glycol Recovery Truck and Sweeper	01/01/2013	A	04/01/2013	A	161,280.00	0.00	161,280.00	179,200	161,280	0.00
04-017	Runway 14 Obstruction Study and Clearing	11/01/2007	A	06/01/2011	A	139,054.00	0.00	139,054.00	139,054	139,054	0.00
04-018	PFC Consulting Services	07/01/2011	A	07/01/2015	A	39,317.73	0.00	39,317.73	150,000	150,000	110,682.27
04-019	Replace Taxiway C Fixtures	01/01/2010	A	01/01/2011	A	98,375.00	0.00	98,375.00	98,375	98,375	0.00
04-020	Airfield Snow Plows / Spreaders	04/01/2012	A	07/01/2013	A	76,100.00	0.00	76,100.00	760,997	76,100	0.00
04-022	ARFF Truck	04/01/2011	A	07/01/2012	A	53,340.00	0.00	53,340.00	690,469	53,340	0
04-023	Airfield Management Plan	10/01/2012	A	10/01/2013	A	0.00	0.00	0.00	330,000	33,000	33,000.00
05-001	Passenger Boarding Bridges	09/01/2018	A	10/01/2022	E	1,034,995.66	4,606,017.69	5,641,013.35	21,500,000	21,500,000	15,858,986.65
05-002	Snow Removal Equipment Replacements	09/01/2017	A	06/15/2018	A	527,626.20	0.00	527,626.20	4,209,889	506,355	-21,271.20
05-003	PFC Consulting Services	01/01/2017	A	12/01/2018	A	43,722.42	0.00	43,722.42	75,000	75,000	31,277.58

**Commonwealth Airport Fund
Entitlement Utilization Report and Plan**

Sponsor: Capital Region Airport Commission

Airport: Richmond International

Part 1 - Entitlement Utilization Report: FY2020

A. Entitlement Funds Available for Expenditure and Commitment

Total Funds Available for Commitment from FY2019 \$5,145,109.89
 Entitlement Funds Received in FY2020 \$2,000,000.00
 Interest Earned in FY2020 \$36,377.37
 Subtotal Entitlement Resources Available FY2020 \$7,181,487.26

B. Reimbursement of State Entitlement Funds - PFCs; Bridge Loans; Other: FY2020

Project Description	AIP Project Number	DOAV Project Number	PFC Project Number	Funding Sources with Final Costs			Total Project Cost	State Funding Percentage	Reimbursement
				Federal	State Entitlement	State Discretionary			
							\$ -		

Subtotal Reimbursement of State Entitlement Funds \$0.00

Total Funds Available

\$7,181,487.26 (Entitlement Resources Available FY2020 + Reimbursement State Entitlement Funds)

C. Funding Expenditures for Projects Closed: FY2020

Project Description	AIP Project Number	DOAV Project Number	PFC Project Number	Funding Sources with Final Costs			Total Project Cost	State Funding Percentage	Estimated PFCs to Reimburse Entitlements
				Federal	State Entitlement	State Discretionary			
Runway 7-25 Conversion to Taxiway (Design) 1798-15	AIP-065			\$ 328,370	\$ 36,486		\$ -	10%	

Subtotal Expenditures for Projects Completed: FY2020 \$36,485.60 (State Entitlement Funds)

Unexpended Funds Available for Commitment

\$7,145,001.66 (Total Funds Available - Expenditures for Completed Projects)

**Commonwealth Airport Fund
Entitlement Utilization Report and Plan**

D. Funding Commitments for Ongoing Projects

Project Description	Estimated Fiscal Year of Completion	AIP Project Number	DOAV Project Number	PFC Project Number	Funding Sources with Estimated Costs			Estimated Total Project Cost	Estimated State Funding Percentage	Estimated PFCs to Reimburse Entitlements		
					Federal	State Entitlement	State Discretionary				PFC	Local
800 Megahertz Radio System Replacement 1797-42	2022			18 08 C 00	\$ -	\$ 719,381	\$ -	\$ -	\$ 179,845	\$ 899,226	80%	
Airport Geographical Information System (GIS Phase II (FY17))	2021				\$ -	\$ 245,232	\$ -	\$ -	\$ 61,308	\$ 306,540	80%	
East Side General Aviation Apron 3 (D/C) 1798-16	2021				\$ -	\$ 1,748,795	\$ -	\$ -	\$ 437,199	\$ 2,185,994	80%	
Taxiway L South (Construction) 1798-08	2021	AIP-064			\$ 3,849,820	\$ 427,758	\$ -	\$ -	\$ -	\$ 4,277,578	10%	
Taxiway A South (D/C) 1798-13	2021		CS0043-52	18 08 C 00	\$ -	\$ 1,705,704	\$ 346,750	\$ 513,114	\$ -	\$ 2,565,568	80%	
East Side General Aviation/Cargo 1 (D/C) 1798-14	2021		CS0043-53	18 08 C 00	\$ 8,542,101	\$ 691,344	\$ 67,454	\$ 189,824	\$ -	\$ 9,490,722	8%	
Runway 7-25 Conversion to Taxiway H (Construction) 1798-15	2021	AIP-066	CF0043-66	18 08 C 00	\$ -	\$ 1,385,987	\$ -	\$ -	\$ 346,497	\$ 1,732,483	80%	
East Side Security Enhancements (Design/Construction) 1798-18	2021				\$ -	\$ -	\$ -	\$ -	\$ -	\$ -	80%	
Security Checkpoint B Expansion (Construction) 1797-70	2021		CS0043-54	18 08 C 00	\$ -	\$ -	\$ 3,185,600	\$ 796,400	\$ -	\$ 3,982,000	80%	

Subtotal Funding Commitments for Ongoing Projects

\$6,924,200.01 (State Entitlement Funds)

Anticipated FY2021 Entitlement Funds (use last year's amount)

\$2,000,000.00

Funds Available

\$2,220,801.65 (Unexpended Funds Available for Commitment - Funding Commitments for Ongoing Projects + Anticipated FY2021 Entitlement Funds))

Part 2 - Entitlement Utilization Plan: FY2021

A. Project Listing

EUP #	Project Description	6-Year Plan Y / N	Estimated Start Date (Fiscal Year)	AIP Project Number	DOAV Project Number	PFC Project Number	Funding Sources with Estimated Costs			Estimated Total Project Cost	Estimated State Funding Percentage	Estimated PFCs to Reimburse Entitlements	
							Federal	State Entitlement	State Discretionary				PFC
1	Obstruction Removal Clearing & Grubbing (D/C)	Y	2021				\$0.00	\$475,732.80	\$0.00	\$118,199.00	\$ 594,666.00	80%	
2	Security Perimeter Road Widening (D/C)	Y	2021				\$0.00	\$1,565,519.20	\$0.00	\$391,379.80	\$ 1,956,899.00	80%	

Total Planned Commitments for Future Projects

\$2,041,252.00 (State Entitlement Funds)

Funds Available

\$179,549.65

B. Project Narratives


EUP #	Narrative
1	Remove trees on Commission Property that were identified as potential future Part 77 obstructions to the runways in the Airport's most recent Master Plan Update. This involves the approaches to Runways 34 and 2. Penetrations to the approach to Runway 2 are currently mitigated by obstruction lighting. There are no penetrations to the Threshold Sighting Surfaces for Runway 34. In non-wetland areas, complete removal of trees and stumps will occur. In wetland areas, trees will be cut and removed but stumps will not be removed to minimize disturbance of wetland areas. All clearing/grubbing/tree removal will take place on Commission property.

**Commonwealth Airport Fund
Entitlement Utilization Report and Plan**


2 Widening of Airport service roads - Old Sierra Rd, South Service Road, West Perimeter Road and East Apron Spur sections. All roads are inside the airport security fence. The project includes widening roads to 24 feet width from existing 15 feet width. The additional pavement section includes an 8-inch aggregate base with 3-inch VDOT SM-12.5A asphalt pavement, mill and overlay of the existing pavement to establish a new crown for roadway, pavement markings, signage, associated site grading, and storm drainage modifications.

Part 3 - Certification

As the President & CEO on behalf of the sponsor, I certify that the information provided above is accurate and complete to the best of my knowledge.


 Signature
 PERRY J. MILLER
 Printed Name
 09/04/2020
 Date

As the Director of Finance on behalf of the sponsor, I certify that the information provided above is accurate and complete to the best of my knowledge.


 Signature
 STEPHEN OWEN
 Printed Name
 9/4/2020
 Date

**Commonwealth Airport Fund
Entitlement Utilization Report and Plan**

Sponsor: Roanoke Regional Airport Commission

Airport: Roanoke - Blacksburg Regional Airport

Part 1 - Entitlement Utilization Report: FY2020

A. Entitlement Funds Available for Expenditure and Commitment

Total Funds Available for Commitment from FY2019	\$13,530,866.26
Entitlement Funds Received in FY2020	\$2,000,000.00
Interest Earned in FY2020	\$227,161.00
Subtotal Entitlement Resources Available FY2020	\$15,758,027.26

B. Reimbursement of State Entitlement Funds - PFC's; Bridge Loans; Other: FY2020

Project Description	AIP Project Number	DOAV Project Number	PFC Project Number	Funding Sources with Final Costs				Total Project Cost	State Funding Percentage	Reimbursement
				Federal	State Entitlement	State Discretionary	PFC			
										\$ -
										\$ -
										\$ -
										\$ -

Subtotal Reimbursement of State Entitlement Funds \$0.00

Total Funds Available \$15,758,027.26

(Entitlement Resources Available FY2020 + Reimbursement State Entitlement Funds)

C. Funding Expenditures for Projects Closed: FY2020

Project Description	AIP Project Number	DOAV Project Number	PFC Project Number	Funding Sources with Final Costs				Total Project Cost	State Funding Percentage	Estimated PFCs to Reimburse Entitlements
				Federal	State Entitlement	State Discretionary	PFC			
UPGRADE SECURITY ACCESS CONTROL SYSTEM & VIDEO SURVEILLANCE SYSTEM - AIP	3-51-0045-060-2018			\$1,819,151.17	\$202,127.91			\$2,021,279.08	10%	
RUNWAY 24 TUNNEL LIGHTING AND ELECTRICAL UPGRADES					\$700,366.75			\$700,366.75	80%	
SEALCOAT RUNWAYS 6-24 & 16-34	3-51-0045-058-2017			\$926,885.70	\$102,987.30			\$1,029,873.00	10%	
REHAB GA RAMP EAST - AIP	3-51-0045-059-2018			\$1,212,669.68	\$134,741.08			\$1,347,410.75	10%	
REHAB GA RAMP EAST					\$181,895.34			\$227,369.18	80%	
REHAB GA RAMP EAST - SUPPLEMENT - AIP	3-51-0045-061-2018			\$824,409.30	\$91,601.03			\$916,010.33	10%	
REHAB GA RAMP EAST - SUPPLEMENT					\$46,545.35			\$58,181.69	80%	
TERMINAL BARREL ROOF OVERLAY					\$128,000.00			\$160,000.00	80%	
LAND USE STUDY - Phases 1 & 2					\$39,200.00			\$49,000.00	80%	
CANOPY LIGHTING REPLACEMENT					\$45,119.20			\$56,399.00	80%	
SIoux CIRCLE PROPERTY					\$21,797.60			\$27,247.00	80%	
REPAIR STORMWATER DROP INLET ON WAY POINT					\$8,209.74			\$10,262.17	80%	
HVAC SYSTEM MAINTENANCE CONTRACT					\$22,052.95			\$34,457.74	64%	
FACILITY MANAGEMENT SYSTEM MAINTENANCE					\$20,992.64			\$32,801.00	64%	
FIRE SPRINKLER SYSTEM MAINTENANCE					\$1,376.00			\$2,150.00	64%	
FIRE ALARM SYSTEM MAINTENANCE CONTRACT					\$3,485.45			\$5,446.02	64%	

**Commonwealth Airport Fund
Entitlement Utilization Report and Plan**

SECURITY ACCESS SYSTEM MAINTENANCE CONTRACT												\$799.49					\$449.72	\$1,249.21	64%	
EMERGENCY GENERATOR MAINTENANCE												\$3,818.70					\$2,148.02	\$5,966.72	64%	
ELEVATOR & ESCALATOR MAINTENANCE CONTRACT												\$19,219.22					\$4,804.81	\$24,024.03	80%	
TRACTOR & MOWER MAINTENANCE												\$14,510.14					\$3,627.53	\$18,137.67	80%	
SNOW REMOVAL EQUIPMENT MAINTENANCE												\$13,094.50					\$3,273.63	\$16,368.13	80%	
AIRFIELD PAVEMENT MARKING												\$34,461.96					\$8,615.49	\$43,077.45	80%	
AIRFIELD CRACK SEALING												\$6,088.00					\$1,522.00	\$7,610.00	80%	
WEED CONTROL												\$7,397.75					\$1,849.44	\$9,247.19	80%	
REGIONAL COMMUNICATIONS SYSTEM												\$16,191.32					\$4,047.83	\$20,239.15	80%	
ARFF DISASTER SIMULATION - FOAM												\$7,326.72					\$1,831.68	\$9,158.40	80%	
ARFF DISASTER SIMULATION - PROPANE												\$2,596.28					\$649.07	\$3,245.35	80%	
																		\$-		

Subtotal Expenditures for Projects Completed: FY2020 \$1,876,002.44 (State Entitlement Funds)

Unexpended Funds Available for Commitment \$13,882,024.82 (Total Funds Available - Expenditures for Completed Projects)

D. Funding Commitments for Ongoing Projects

Project Description	Estimated Fiscal Year of Completion	AIP Project Number	DOAV Project Number	PFC Project Number	Funding Sources with Estimated Costs			Estimated Total Project Cost	Estimated State Funding Percentage	Estimated PFCs to Reimburse Entitlements
					Federal	State Entitlement	State Discretionary			
EXPLOSIVE DETECTION SYSTEMS BAGGAGE SCREENING	2022					\$3,936,000.00	\$984,000.00	\$4,920,000.00	80%	
AIRFIELD LIGHTING & SIGNAGE	2021				\$3,690,000.00	\$410,000.00		\$4,100,000.00	10%	
LAND ACQUISITION - 0 (5530) PRECISION CIRCLE	2021					\$800,000.00		\$1,000,000.00	80%	
LAND ACQUISITION- 3697 THIRLANE ROAD (THIRLANE & TOM ANDREWS)	2021					\$560,000.00		\$700,000.00	80%	
LAND ACQUISITION - MUNICIPAL & AVIATION	2021					\$480,000.00		\$600,000.00	80%	
SEALCOAT - AIRFIELD & ROADS - PHASE 4 - IF REQUIRED	2021					\$280,000.00		\$350,000.00	80%	
REMOVAL OF RUNWAY OBSTRUCTIONS BASED ON SURVEY	2021					\$520,000.00		\$650,000.00	80%	
FRONT PLAZE FIN REHABILITATION	2021					\$320,000.00		\$400,000.00	80%	
REPLACE DUMP TRUCK #13	2021					\$140,000.00		\$175,000.00	80%	
SEALCOAT & CRACKSEAL GA RAMP WEST	2021					\$652,000.00		\$815,000.00	80%	
EDGE LIGHT PLOW ATTACHMENT TO LOADER	2021					\$24,000.00		\$30,000.00	80%	
PURCHASE BOOM ARIEL TRUCK	2021					\$88,000.00		\$110,000.00	80%	
SEALCOAT & CRACKSEAL LANDSIDE PAVEMENT	2021					\$208,008.00		\$260,010.00	80%	
TERMINAL IMPROVEMENTS - PHASE 3	2021					\$1,440,000.00		\$1,800,000.00	80%	
REHABILITATE BUILDING 31 & ARFF PAVEMENT	2021					\$200,232.00		\$250,290.00	80%	
REPLACE ROADWAY LIGHTS	2021					\$120,000.00		\$150,000.00	80%	
ARFF FURNITURE	2021					\$3,000.00		\$3,750.00	80%	
REPLACE DE-ICING VEHICLE # 17	2022					\$240,000.00		\$300,000.00	80%	
REPLACE TYMCO FREIGHTLINER RUNWAY SWEEPER - #22	2022					\$440,000.00		\$550,000.00	80%	
CARGO RAMP JOINT SEAL	2022					\$388,800.00		\$486,000.00	80%	
ROA MASTER PLAN	2021					\$955,758.40		\$1,194,698.00	80%	
REPLACE SNOW PLOW TRUCK BODY	2021					\$200,000.00		\$250,000.00	80%	
REHABILITATE TAXIWAY G, G1, & N HOLD APRON	2022				\$2,162,835.00	\$240,315.00	\$0.00	\$2,403,150.00	10%	
RWY 24 TUNNEL INSPECTION	2021					\$160,000.00		\$200,000.00	80%	
REPLACE CARPETING IN TERMINAL 2ND FLOOR SEATING AREA	2021					\$104,000.00		\$130,000.00	80%	

Commonwealth Airport Fund Entitlement Utilization Report and Plan

Subtotal Funding Commitments for Ongoing Projects \$12,910,113.40 (State Entitlement Funds)

Anticipated FY2021 Entitlement Funds (use last year's amount) \$2,000,000.00

Funds Available \$2,971,911.42 (Unexpended Funds Available for Commitment - Funding Commitments for Ongoing Projects + Anticipated FY2021 Entitlement Funds)

Part 2 - Entitlement Utilization Plan: FY2021

A. Project Listing

EUP #	Project Description	6-Year Plan Y / N	Estimated Start Date (Fiscal Year)	AIP Project Number	DOAV Project Number	PFC Project Number	Funding Sources with Estimated Costs			Estimated Total Project Cost	Estimated State Funding Percentage	Estimated PFCs to Reimburse Entitlements	
							Federal	State Entitlement	State Discretionary				
1	HANGAR 4 DROP INLET	Y	2021						\$200,000.00	\$50,000.00	\$ 250,000.00	80%	
2	FACILITIES MAINTENANCE REPAIR	Y	2021						\$240,000.00	\$60,000.00	\$ 300,000.00	80%	
3	EQUIPMENT MAINTENANCE REPAIR	Y	2021						\$40,000.00	\$10,000.00	\$ 50,000.00	80%	
4	AIRFIELD LIGHTING REPAIR	Y	2021						\$40,000.00	\$10,000.00	\$ 50,000.00	80%	
5	HVAC SYSTEM MAINTENANCE CONTRACT	Y	2021						\$29,728.00	\$16,776.00	\$ 46,450.00	64%	
6	FACILITY MANAGEMENT SYSTEM MAINTENANCE	Y	2021						\$29,824.00	\$16,776.00	\$ 46,600.00	64%	
7	FIRE SPRINKLER SYSTEM MAINTENANCE	Y	2021						\$2,880.00	\$1,620.00	\$ 4,500.00	64%	
8	FIRE ALARM SYSTEM MAINTENANCE CONTRACT	Y	2021						\$6,720.00	\$3,780.00	\$ 10,500.00	64%	
9	SECURITY ACCESS SYSTEM MAINTENANCE CONTRACT	Y	2021						\$6,400.00	\$3,600.00	\$ 10,000.00	64%	
10	EMERGENCY GENERATOR MAINTENANCE	Y	2021						\$5,612.80	\$3,157.20	\$ 8,770.00	64%	
11	ELEVATOR & ESCALATOR MAINTENANCE CONTRACT	Y	2021						\$16,960.00	\$9,540.00	\$ 26,500.00	64%	
12	TRACTOR & MOWER MAINTENANCE	Y	2021						\$19,200.00	\$4,800.00	\$ 24,000.00	80%	
13	SNOW REMOVAL EQUIPMENT MAINTENANCE	Y	2021						\$16,000.00	\$4,000.00	\$ 20,000.00	80%	
14	AIRFIELD PAVEMENT MARKING	Y	2021						\$99,600.00	\$24,900.00	\$ 124,500.00	80%	
15	AIRFIELD CRACK SEALING	Y	2021						\$14,400.00	\$3,600.00	\$ 18,000.00	80%	
16	WEED CONTROL	Y	2021						\$14,800.00	\$3,700.00	\$ 18,500.00	80%	
17	REGIONAL COMMUNICATIONS SYSTEM	Y	2021						\$23,200.00	\$5,800.00	\$ 29,000.00	80%	
											\$ -		

Total Planned Commitments for Future Projects \$805,324.80 (State Entitlement Funds)

Funds Available \$2,166,586.62

B. Project Narratives


EUP #	Narrative
1	ROA has been experiencing stormwater system issues near Hangar 4. ROA would like to replace three (3) drop inlets (DI) and the associated piping near Hangar 4 as well as a 2" asphalt overlay around the hangar. The DI are generally located to the north side of Hangar 4 with one DI located on the west side and two DI's located on the east side of the hangar. The west side DI is a brick structure and appears to be in danger of failing. It is currently protected by an orange safety cone to minimize the amount of vehicular traffic over the DI. The two DI's located on the east side of the hangar are not in the direct path of vehicle travel but are still subject to vehicular traffic. In addition to the DI's, one concrete manhole structure is not level with the surrounding concrete and asphalt. ROA would like to level the concrete and asphalt surface with the manhole structure.
2	Unplanned facility maintenance repairs, including sinkholes we have been experiencing on the airfield. We will coordinate with DOAV prior to expending state entitlement funds when these costs become known.
3	Unplanned equipment maintenance repairs. We will coordinate with DOAV prior to expending state entitlement funds when these costs become known.

**Commonwealth Airport Fund
Entitlement Utilization Report and Plan**


4	Unplanned airfield lighting & signage repairs before inception of airfield lighting and signage project. We will coordinate with DOAV prior to expending state entitlement funds when these costs become known.
5-16	Annual maintenance contract and repairs
17	Participation in County of Roanoke public safety communication system

Part 3 - Certification

As the Executive Director on behalf of the sponsor, I certify that the information provided above is accurate and complete to the best of my knowledge.


 Signature
 Tim Bradshaw
 Printed Name
 August 20, 2020
 Date

As the Chief Financial Officer on behalf of the sponsor, I certify that the information provided above is accurate and complete to the best of my knowledge.


 Signature
 DAVID S. SEAYONS
 Printed Name
 8/20/20
 Date

**Commonwealth Airport Fund
Entitlement Utilization Report and Plan**

Sponsor: Shenandoah Valley Regional Airport Commission

Airport: Shenandoah Valley Regional Airport

Part 1 - Entitlement Utilization Report: FY2020

A. Entitlement Funds Available for Expenditure and Commitment

Total Funds Available for Commitment from FY2019 \$1,065,524.39
 Entitlement Funds Received in FY2020 \$248,851.07
 Interest Earned in FY2020 \$4,926.62

 Subtotal Entitlement Resources Available FY2020 \$1,319,302.08

B. Reimbursement of State Entitlement Funds - PFC's; Bridge Loans; Other: FY2020

Project Description	AIP Project Number	DOAV Project Number	PFC Project Number	Funding Sources with Final Costs			Total Project Cost	State Funding Percentage	Reimbursement		
				Federal	State Entitlement	State Discretionary				PFC	Local
Rehab Parking Lot-Construction	3-51-0049-035	CF0049-35		1,864,793.00	\$123,778.11	41,773.35	\$41,245.00	\$	2,071,589.46	8%	\$28,223.90
								\$	\$		
								\$	\$		
								\$	\$		

Subtotal Reimbursement of State Entitlement Funds \$28,223.90

Total Funds Available \$1,347,525.98 (Entitlement Resources Available FY2020 + Reimbursement State Entitlement Funds)

C. Funding Expenditures for Projects Closed: FY2020

Project Description	AIP Project Number	DOAV Project Number	PFC Project Number	Funding Sources with Final Costs			Total Project Cost	State Funding Percentage	Estimated PFCs to Reimburse Entitlements
				Federal	State Entitlement	State Discretionary			
Taxiway/Runway Rehab	3-51-0049-040			\$1,695,193.69	\$188,354.86		\$1,883,548.55	10%	
Airfield Sign Replacement	3-51-0049-041			\$248,299.87	\$27,588.88		\$275,888.75	10%	
Environmental Assessment	3-51-0049-042			\$220,570.87	\$24,507.88		\$245,078.75	10%	
Construct Taxiways & Apron for Hangars-Design/Bidding	3-51-0049-043			\$226,254.17	\$25,139.36		\$251,393.53	10%	
GA HVAC Renovation	N/A				\$248,839.23		\$67,347.84	78.7%	
Broom Bristles	N/A				\$4,040.00		\$1,010.00	80%	
Mobile Device Charging Stations	N/A				\$10,795.51		\$2,698.87	80%	
FOD sweeper	N/A				\$5,200.00		\$1,300.00	80%	
Vehicle Lift	N/A				\$6,919.14		\$1,729.78	80%	
Concrete Pad AC Terminal Ramp	N/A				\$15,927.20		\$3,981.80	80%	
GA Term. Roof ent structure epphus stucco paint/repair	N/A				\$7,376.00		\$1,844.00	80%	
Runway & Taxiway Bulbs	N/A				\$940.68		\$235.17	80%	
AWOS Inspection & Repair	N/A				\$2,800.00		\$700.00	80%	

**Commonwealth Airport Fund
Entitlement Utilization Report and Plan**

Vegetation Management	N/A				\$3,720.00				\$930.00	\$	4,650.00	80%	
Fence & Vehicle Access Gate	N/A				\$67,160.00				\$16,790.00	\$	83,950.00	80%	
Antenna & Cabling Upgrade for UHF Radion Communications	N/A				\$3,372.36				\$843.08	\$	4,215.44	80%	
Install Secure Area Partition-Design	N/A				\$32,997.68				\$8,249.41	\$	41,247.09	80%	\$33,008.00
SRE facility surge protector	N/A				\$740.00				\$185.00	\$	925.00	80%	
A/C terminal boiler repairs	N/A				\$3,249.11				\$2,605.14	\$	5,854.25	55.5%	
AWOS Inspection & Repair-VHF radio	N/A				\$2,503.64				\$625.90	\$	3,129.54	80%	
Zero turn mower belts & blades	N/A				\$388.64				\$97.60	\$	486.24	80%	
PTO Shaft John Deere Bushhog	N/A				\$1,177.44				\$294.36	\$	1,471.80	80%	
GA Gate repairs and sensors	N/A				\$3,501.12				\$875.28	\$	4,376.40	80%	
PSO/ARFF roof repair	N/A				\$836.26				\$209.07	\$	1,045.33	80%	
Restripe parking lot	N/A				\$3,429.69				\$1,065.31	\$	4,495.00	76.3%	
Entrance Sign	N/A				\$20,390.25				\$20,390.25	\$	40,780.50	50%	
Subtotal Expenditures for Projects Completed: FY2020					\$711,894.93								

Subtotal Expenditures for Projects Completed: FY2020 \$711,894.93 (State Entitlement Funds)

Unexpended Funds Available for Commitment

\$635,631.05 (Total Funds Available - Expenditures for Completed Projects)

**Commonwealth Airport Fund
Entitlement Utilization Report and Plan**

D. Funding Commitments for Ongoing Projects

Project Description	Estimated Fiscal Year of Completion	AIP Project Number	DOAV Project Number	PFC Project Number	Funding Sources with Estimated Costs			Estimated Total Project Cost	Estimated State Funding Percentage	Estimated PFCs to Reimburse Entitlements
					Federal	State Entitlement	State Discretionary			
Remove and Replace Fuel Farm Tanks	2022	N/A				\$192,040.00	\$582,960.00	33.3%		
Construct Hangars E & F - Site Design/Bidding	2021	N/A				\$149,281.60	\$37,320.40	80%		
Install Secure Area Partition-Construction	2021	N/A				\$203,520.00	\$50,880.00	80%	\$203,520.00	
Vegetation Management	2021	N/A				\$9,548.90	\$2,387.20	80%		
GA Terminal Metal Roof Repairs	2021	N/A				\$11,805.00	\$3,195.00	78.7%		
Environmental Plans	2021	N/A				\$8,480.00	\$2,120.00	80%		
Loading Ramp	2022	N/A				\$7,400.00	\$14,350.00	80%		
Landscape & Signage	2021	N/A				\$37,500.00	\$37,500.00	50%		
Sealcoat & remark parking lot -Design	2021	N/A				\$38,531.50	\$11,968.50	76.3%		
Subtotal Funding Commitments for Ongoing Projects						\$708,106.90			(State Entitlement Funds)	

Anticipated FY2021 Entitlement Funds (use last year's amount) \$248,851.07

Funds Available

\$176,375.22 (Unexpended Funds Available for Commitment - Funding Commitments for Ongoing Projects + Anticipated FY2021 Entitlement Funds)

Part 2 - Entitlement Utilization Plan: FY2021

A. Project Listing

EUP #	Project Description	6-Year Plan Y / N	Estimated Start Date (Fiscal Year)	AIP Project Number	DOAV Project Number	PFC Project Number	Funding Sources with Estimated Costs			Estimated Total Project Cost	Estimated State Funding Percentage	Estimated PFCs to Reimburse Entitlements
							Federal	State Entitlement	State Discretionary			
1	AWOS Inspection and Repair							\$2,880.00	\$720.00	\$3,600.00	80%	
2	Vegetation Management							\$3,720.00	\$930.00	\$4,650.00	80%	
3	Runway & Taxiway Bulbs							\$3,200.00	\$800.00	\$4,000.00	80%	
4	Building/Facility Repairs							\$40,000.00	\$10,000.00	\$50,000.00	80%	
5	Equipment Repairs							\$12,000.00	\$3,000.00	\$15,000.00	80%	
6	Taxiway K and Apron -Construction-Non Federal							\$68,000.00	\$17,000.00	\$85,000.00	80%	

Total Planned Commitments for Future Projects \$129,800.00 (State Entitlement Funds)

Funds Available

\$46,575.22

B. Project Narratives


EUP #	Narrative
1	This will support the triannual inspections, maintenance of & certification of the AWOS system. This system & its certification & maintenance are required for Part 121 Air Carrier Operations.
2	Funds will be used for eligible costs in accordance with the Airport Program Manual to maintain weed control along runway & taxiway edges, around the fuel farm and fence line.

**Commonwealth Airport Fund
Entitlement Utilization Report and Plan**

3	This will allow for the acquisition of replacement runway & taxiway lighting bulbs & reflectors to ensure Part 139 compliance & a properly lighted airfield.
4	This will fund building maintenance & repairs identified as eligible in accordance with the Airport Program Manual. Examples may include repairs to mechanical systems, doors, access controls, roofs, fire suppression systems & parking lot marking, crack sealing etc.
5	This will fund eligible items according to the Airport Program Manual to include repairs to ARFF equipment, snow removal equipment, maintenance equipment such as mowers, bushhogs etc.
6	Funds will be used for the DOAV eligible, Non-Federal construction portion of Taxiway "K" and Apron Construction. The majority of this project, is funded 100% by FAA however the portion of paving from the limits of federal funding eligibility to the proposed hangar site preparation area that is eligible for State funding is not included in the FAA funding. Therefore, State entitlement funds will be used for this portion on an 80/20 basis to cover that portion of the project.

Part 3 - Certification

As the Executive Director on behalf of the sponsor, I certify that the information provided above is accurate and complete to the best of my knowledge.




 Audrey W. Campbell

 Printed Name
 8/5/2020

 Date

As the Chief Financial Officer on behalf of the sponsor, I certify that the information provided above is accurate and complete to the best of my knowledge.



 Lisa Botkin

 Printed Name
 8/5/2020

 Date

**Commonwealth Airport Fund
Entitlement Utilization Report and Plan**

Sponsor: Metropolitan Washington Airports Authority

Airport: Washington Dulles International Airport

Part 1 - Entitlement Utilization Report: FY2020

A. Entitlement Funds Available for Expenditure and Commitment

Total Funds Available for Commitment from FY2019	\$2,000,000.00
Entitlement Funds Received in FY2020	\$0.00
Interest Earned in FY2020	
Subtotal Entitlement Resources Available FY2020	\$2,000,000.00

B. Reimbursement of State Entitlement Funds - PFC's; Bridge Loans; Other: FY2020

Project Description	AIP Project Number	DOAV Project Number	PFC Project Number	Funding Sources with Final Costs			Total Project Cost	State Funding Percentage	Reimbursement
				Federal	State Entitlement	State Discretionary			
							\$ -		
							\$ -		
							\$ -		
							\$ -		

Subtotal Reimbursement of State Entitlement Funds \$0.00

Total Funds Available \$2,000,000.00 (Entitlement Resources Available FY2020 + Reimbursement State Entitlement Funds)

C. Funding Expenditures for Projects Closed: FY2020

Project Description	AIP Project Number	DOAV Project Number	PFC Project Number	Funding Sources with Final Costs			Total Project Cost	State Funding Percentage	Estimated PFCs to Reimburse Entitlements
				Federal	State Entitlement	State Discretionary			
Aero Train - Main Terminal to Concourse B (completed) - Debt Service					\$2,000,000.00		\$ 2,000,000.00	5%	
							\$ -		
							\$ -		
							\$ -		

Subtotal Expenditures for Projects Completed: FY2020 \$2,000,000.00 (State Entitlement Funds)

Unexpended Funds Available for Commitment \$0.00 (Total Funds Available - Expenditures for Completed Projects)

**Commonwealth Airport Fund
Entitlement Utilization Report and Plan**

D. Funding Commitments for Ongoing Projects

Project Description	Estimated Fiscal Year of Completion	AIP Project Number	DOAV Project Number	PFC Project Number	Funding Sources with Estimated Costs			Estimated Total Project Cost	Estimated State Funding Percentage	Estimated PFCs to Reimburse Entitlements
					Federal	State Entitlement	State Discretionary			
					\$0.00			\$ -		
								\$ -		
								\$ -		
								\$ -		

Subtotal Funding Commitments for Ongoing Projects \$0.00 (State Entitlement Funds)

Anticipated FY2021 Entitlement Funds (use last year's amount) \$2,000,000.00

Funds Available \$2,000,000.00 (Unexpended Funds Available for Commitment - Funding Commitments for Ongoing Projects + Anticipated FY2021 Entitlement Funds))

Part 2 - Entitlement Utilization Plan: FY2021

A. Project Listing

EUP #	Project Description	6-Year Plan Y / N	Estimated Start Date (Fiscal Year)	AIP Project Number	DOAV Project Number	PFC Project Number	Funding Sources with Estimated Costs			Estimated Total Project Cost	Estimated State Funding Percentage	Estimated PFCs to Reimburse Entitlements
							Federal	State Entitlement	State Discretionary			
1	Aero Train - Main Terminal to Concourse B - Debt Service		Completed				\$2,000,000.00			\$ 2,000,000.00	5%	
										\$ -		
										\$ -		
										\$ -		
										\$ -		
										\$ -		

Total Planned Commitments for Future Projects \$2,000,000.00 (State Entitlement Funds)

Funds Available \$0.00

B. Project Narratives

EUP #	Narrative
	The AeroTrain replaced the mobile lounges used to transport passengers to concourses A and B. The train system is more efficient, safer, and provides a higher level of customer service to passengers. The AeroTrain also has a higher capacity to meet the current and future passenger demand. The construction of this project was completed in 2009 and the debt service began in January of 2010.

Part 3 - Certification

As the Executive Director, I certify that the information provided above is accurate and complete to the best of my knowledge.

As the Chief Financial Officer on behalf of the sponsor, I certify that the information provided above is accurate and complete to the best of my knowledge.



John E. Potter
Printed Name

Andrew T. Rountree, CPA
Printed Name

7/13/2020
Date

7/13/2020
Date