

# Report on Pretrial Services Agencies

---

## FY2021



Virginia Department of Criminal Justice Services  
1100 Bank Street, Richmond, Virginia 23219  
[www.dcjs.virginia.gov](http://www.dcjs.virginia.gov)

MARCH 2022

# Table of Contents

---

Preface .....	ii
Background .....	1
Pretrial Services Funding – Fiscal Year 2021 .....	3
Pretrial Data Summary – Fiscal Year 2021 .....	5
Pretrial Services Investigations .....	5
Pretrial Services Investigations: Demographics by Risk Level.....	6
Pretrial Services Investigations: Demographics by Race and Gender.....	7
Pretrial Services Supervision Placements .....	9
Pretrial Services Supervision Placements: Average Daily Caseload.....	9
Pretrial Services Supervision Placements: Average Length of Supervision .....	10
Pretrial Services Supervision Placements: Risk Level.....	11
Pretrial Services Supervision Placements: Bond Type .....	11
Pretrial Services Supervision Placements: Demographics by Race and Gender.....	12
Pretrial Services Supervision Placements: Supervision Outcomes .....	14
Pretrial Service Agency Compliance .....	15
Appendix A: Pretrial Services Agency Funding .....	16
Appendix B: Pretrial Services Agency Data Summary.....	20

# Preface

---

*Code of Virginia § 19.2-152.7* requires the Virginia Department of Criminal Justice Services (DCJS) to:

*Report annually on or before December 31 to the Governor and the General Assembly on the performance of each pretrial services agency, to include (i) the total amount of funding received by that agency; (ii) the number of investigations conducted by that agency; (iii) the number of defendants placed on pretrial supervision with that agency; (iv) the average daily caseload of that agency; (v) the appearance, public safety, and compliance rates of defendants placed on pretrial supervision with that agency; and (vi) a determination of whether that agency is in substantial compliance with all grant conditions and standards prescribed by the Department pursuant to § 19.2-152.3. If an agency is not in substantial compliance with all grant conditions and standards prescribed by the Department pursuant to § 19.2-152.3, that agency and the Department shall develop a plan and identify a timeframe to achieve compliance. A copy of that plan of compliance shall be included in the annual report. The Department shall ensure such report is available to the public.*

# Background

---

Localities in Virginia began receiving state funds for pretrial services in 1989, pursuant to authorizing language in the Appropriations Act. Policymakers appropriated such funding in response to the findings of the 1989 Commission on Prison and Jail Overcrowding study to develop strategies to improve policies and practices to safely reduce incarceration rates in Virginia.<sup>1</sup> Among other findings, the Commission on Prison and Jail Overcrowding found that at the time “half of the statewide jail population [was] awaiting trial or awaiting sentencing.” In turn, the Commission recommended that funding be provided to establish pretrial services agencies and to develop a risk assessment instrument for use by judicial officers. The availability of pretrial services and use of a pretrial risk assessment instrument was intended to provide judicial officers with information to make release decisions at earlier decision points, to provide alternatives to jail where appropriate, to alleviate jail overcrowding, and to improve public safety.

Localities were authorized by statute in 1995 to establish pretrial services agencies with the passage of the Pretrial Services Act.<sup>2</sup> The provisions of the Act are intended “to provide more effective protection of society by establishing pretrial services agencies to assist judicial officers in discharging their duties”<sup>3</sup> related to determining pretrial release and detention. The Act states that “such agencies are intended to provide better information and services for use by judicial officers in determining the risk to public safety and the assurance of appearance of persons ... other than an offense punishable by death, who are pending trial or hearing.”<sup>4</sup>

The duties and responsibilities of pretrial services officers are detailed in § 19.2-152.4:3 of the *Code of Virginia*. Pretrial services officers are required to provide the following services:

1. Investigate and interview defendants arrested on state and local warrants and who are detained in jails located in jurisdictions served by the agency while awaiting a hearing before any court that is considering or reconsidering pretrial release, at initial appearance, advisement or arraignment, or at other subsequent hearings;
2. Present a pretrial investigation report with recommendations based on information from the pretrial investigation to assist courts in discharging their duties related to granting or reconsidering pretrial release;
3. Supervise and assist all defendants residing within the jurisdictions served and placed on pretrial supervision by any judicial officer within the jurisdictions by ensuring compliance with the terms and conditions of pretrial release;
4. Conduct random drug and alcohol tests on any defendant under supervision for whom a judicial officer has ordered testing or who has been required to refrain from excessive use of alcohol or use of any illegal drug or controlled substance or other defendant-specific condition of bail related to alcohol or substance abuse;

---

<sup>1</sup> 1989 Commission on Prison and Jail Overcrowding Report

<sup>2</sup> *Va. Code* § 19.2-152.2 *et seq.*

<sup>3</sup> *Va. Code* § 19.2-152.2

<sup>4</sup> *Id.*

5. Seek a capias from any judicial officer pursuant to § 19.2-152.4:1 for any defendant placed under supervision or the custody of the agency who fails to comply with the conditions of bail or supervision, when continued liberty or noncompliance presents a risk of flight, a risk to public safety, or risk to the defendant;
6. Seek an order to show cause why the defendant should not be required to appear before the court in those cases requiring a subsequent hearing before the court;
7. Provide defendant-based information to assist any law enforcement officer with the return to custody of defendants placed on supervision for which a capias has been sought; and
8. Keep such records and make such reports as required by the Commonwealth of Virginia Department of Criminal Justice Services.

There are currently 35 pretrial services agencies serving 115 of Virginia's 133 cities and counties. The Virginia pretrial services agencies operate under the authority of the Pretrial Services Act and are funded in whole or part by the Virginia Department of Criminal Justice Services. Of the 35 pretrial services agencies, all but Arlington County are operationally situated within local community-based probation agencies. The primary role of local community-based probation agencies in Virginia is to monitor court-ordered conditions of probation supervision and provide supervision services to probationers who would have been sent to jail.<sup>5</sup> Agencies that provide both pretrial services and local community-based probation services have discretion with respect to dedicating staff resources to both types of services; officers in some agencies have trained and taken the oath of office for both pretrial services and local community-based probation.

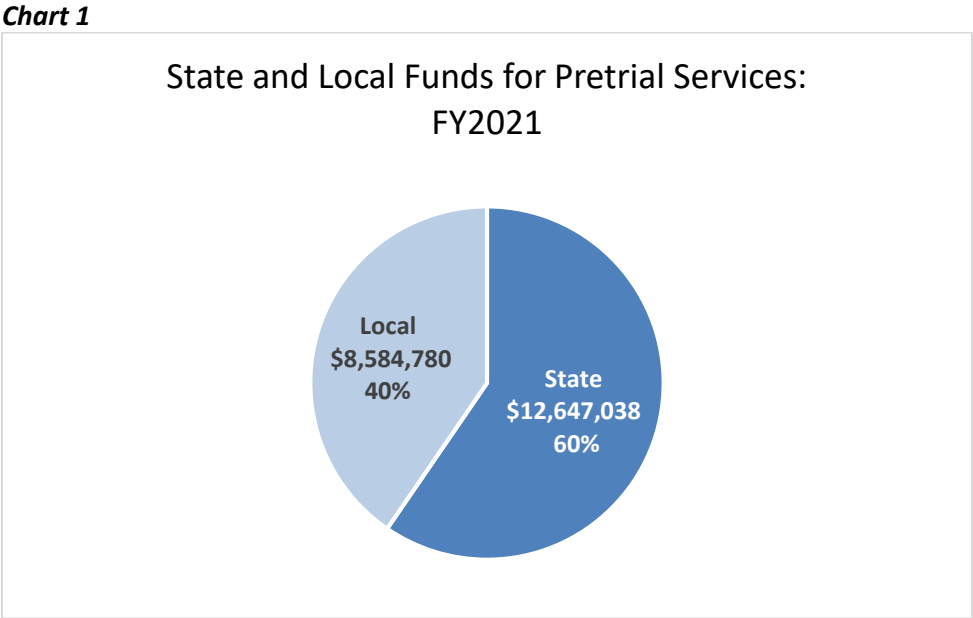
---

<sup>5</sup> *Va. Code § 9.1-173 et seq.*

# Pretrial Services Funding – Fiscal Year 2021

The Appropriations Act (Item 406 C.1, D.1–2) directs DCJS to make discretionary grants to localities established pursuant to the Comprehensive Community Corrections Act for Local-Responsible Offenders<sup>6</sup> and the Pretrial Services Act.<sup>7</sup> Agency budgets reflect that in fiscal year 2021 (FY2021), \$12,647,038 of state funds were allocated to pretrial services operations. Agency budgets also reflected that localities contributed \$8,584,780 to pretrial agency operations for a total of \$21,231,818 in state and local funds devoted to pretrial services operations in Virginia during FY2021.

Chart 1 shows the distribution of state and local funds for pretrial services in FY2021. See Appendix A for funding details by agency.



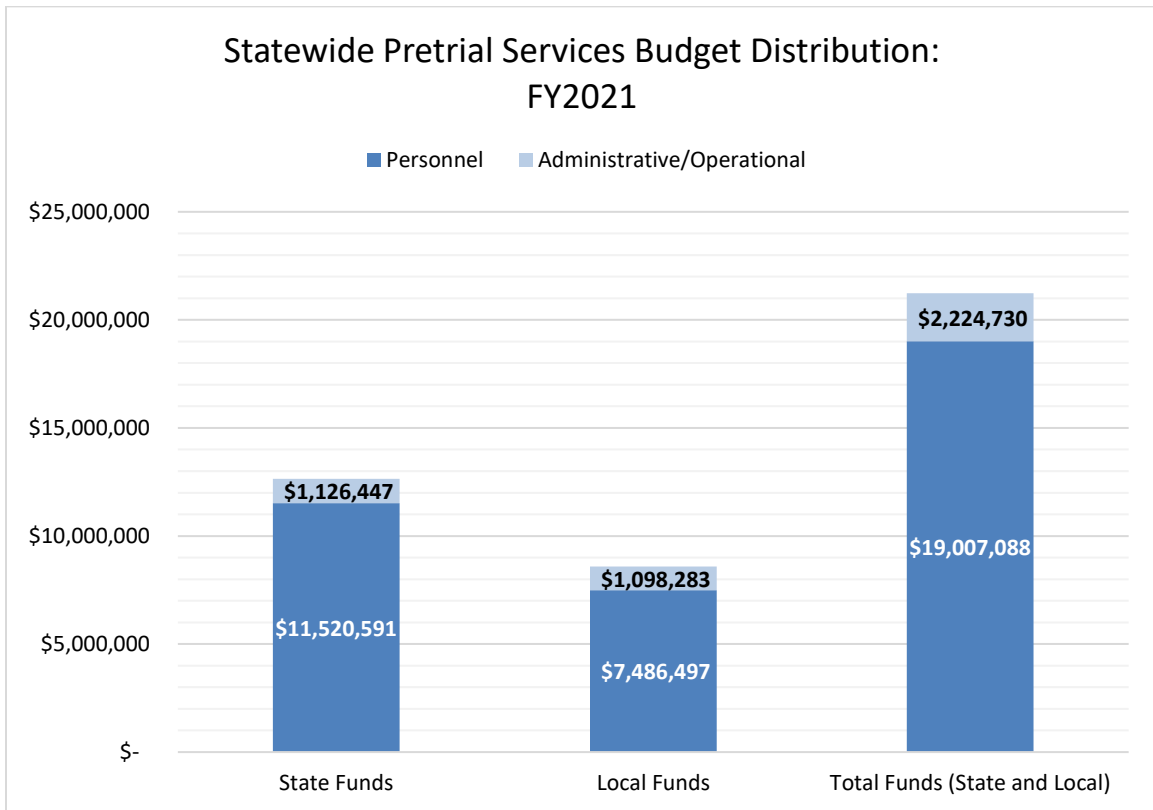
Source: Locality FY2021 itemized budgets

Of the total amount of state funds allocated to pretrial services agency operations in FY2021, 91% (\$11,520,591) was budgeted for personnel and 9% (\$1,126,447) for administrative and operational expenditures other than personnel. Similarly, of the total amount of local funds devoted to pretrial services agency operations in FY2021, 87% (\$7,486,497) was budgeted for personnel and 13% (\$1,098,283) for administrative and operational expenditures other than personnel. Of total state and local funds allocated to pretrial services agency operations in FY2021 (i.e., state and local funds combined), 90% (\$19,007,088) was budgeted for personnel and 10% (\$2,224,730) for administrative and operational expenditures other than personnel.

<sup>6</sup> Va. Code §§ 9.1-173–183.  
<sup>7</sup> Va. Code §§ 19.2-152.2–152.7.

Chart 2 shows the distribution of pretrial services budgets between personnel and administrative and operational expenditures in FY2021. See Appendix A for the itemized budget distribution for state and local funds for fiscal year 2021 by agency.

**Chart 2**



Source: Locality FY2021 itemized budgets

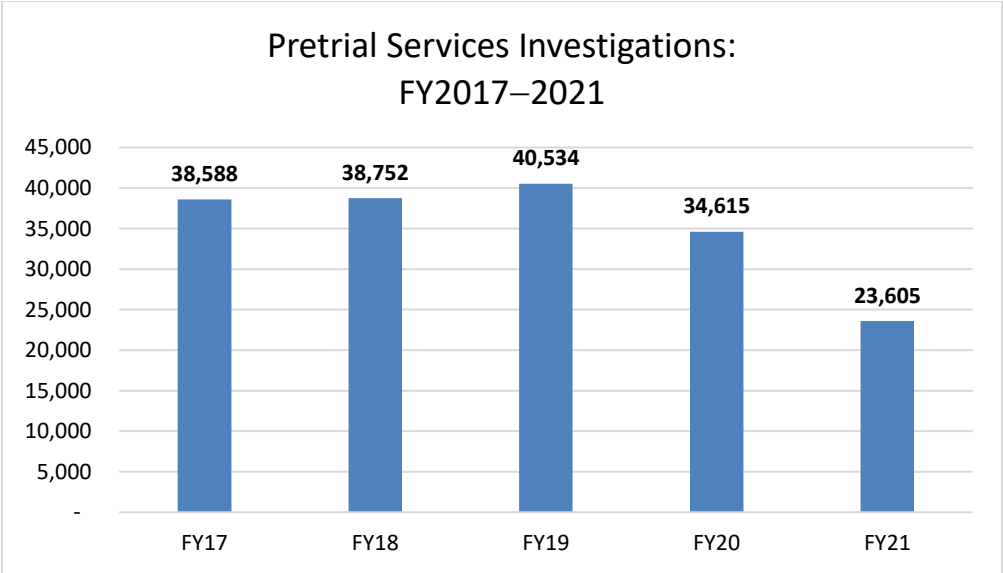
# Pretrial Data Summary – Fiscal Year 2021

## Pretrial Services Investigations

Pretrial services agencies are required by the *Code of Virginia* to conduct pretrial investigations.<sup>8</sup> Pretrial investigation reports and risk assessments provide the judge with valuable information about defendants to assist in making risk-informed bail decisions at the first court appearance or subsequent bond hearings. The number of defendants eligible for pretrial services investigations in a given locality or statewide may fluctuate due to crime rates, arrest rates, and jail admissions. Other factors that may affect the number of investigations conducted include defendants who decline to be interviewed or whose behavior is not conducive to investigation, as well as defendants whose level of intoxication, mental health condition, or language barriers at the time of the investigation inhibit the ability to conduct the investigation(s).

During FY2021, pretrial services agencies completed 23,605 investigations, a decrease of 11,010 investigations from FY2020. This decrease can be attributed to several factors, including changes in local judicial practices related to the COVID-19 pandemic; many localities changed arrest practices, magistrates increased release practices, and jails experienced reductions in admissions in response to public health conditions and concerns. In addition, due to state and local social distancing requirements, access to jails to conduct interviews was limited during this time. Localities and pretrial services agencies are continuing to adjust to the “new normal” related to the changes in practices necessitated by the COVID-19 pandemic. Some agencies have implemented video access to jails to conduct interviews with individuals held in jails awaiting trial.

**Chart 3**



Data Source: DCJS Pretrial Community Corrections (PTCC) Case Management System

<sup>8</sup> Va. Code § 19.1-152.4:3(A)(1).

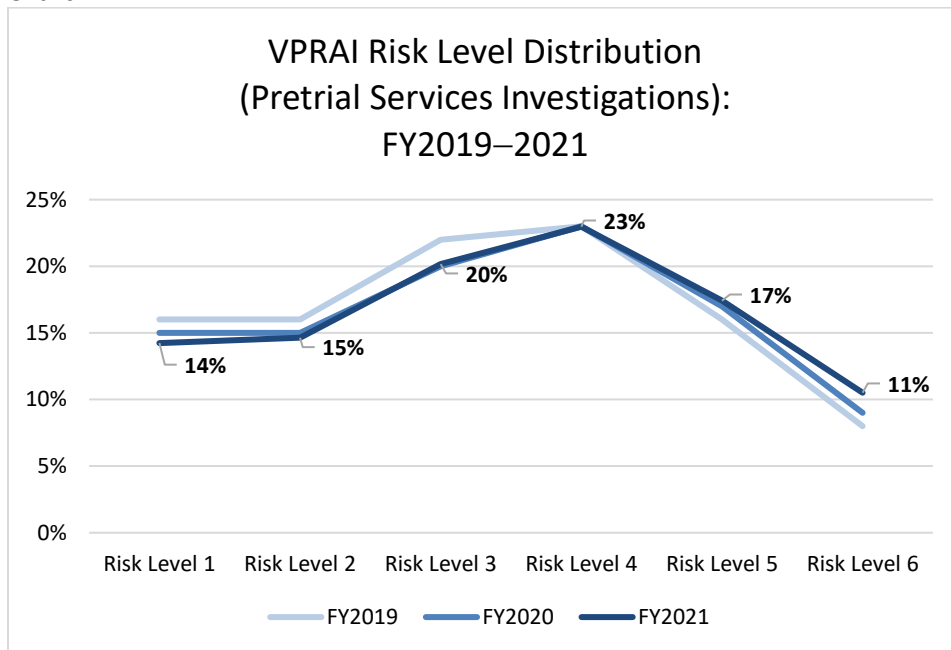


## Pretrial Services Investigations: Demographics by Risk Level

Every pretrial services agency completes a pretrial risk assessment using the information collected during the pretrial investigation. The pretrial risk assessment used by pretrial services agencies in Virginia is known as the Virginia Pretrial Risk Assessment Instrument (VPRAI). The VPRAI is a research-based and validated pretrial risk assessment developed by DCJS pursuant to § 19.2-152.2 of the *Code of Virginia* to assist judges with discharging their duties related to granting or reconsidering bail, usually at the first court appearance. The VPRAI classifies individuals into one of six risk categories. Individuals assessed in risk level 1 have the lowest risk of pretrial failure, whereas individuals assessed in risk level 6 have the highest risk of pretrial failure. For the purposes of VPRAI risk levels, pretrial failure is measured by any failure to appear in court and any new arrest for individuals who have been admitted to bail.<sup>9</sup>

In FY2021, pretrial risk assessments were completed using the VPRAI as part of pretrial services investigations. Chart 4 compares the risk distribution for pretrial investigations in fiscal years 2019 through 2021.

**Chart 4**



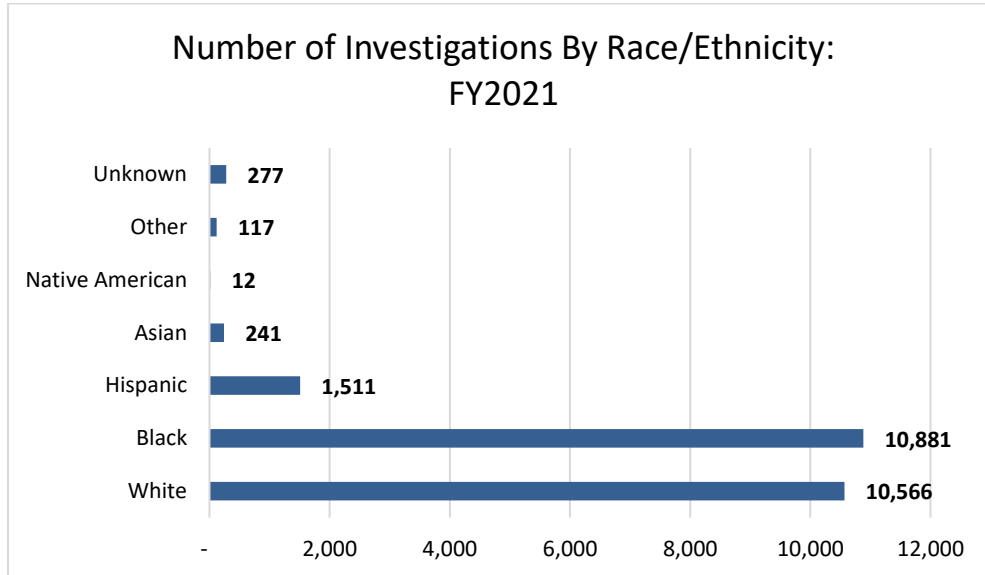
Data Source: DCJS Pretrial Community Corrections (PTCC) Case Management System

<sup>9</sup> Danner, Mona J.E., Ph.D. et al. Race and Gender Neutral Pretrial Risk Assessment, Release Recommendations, and Supervision. Luminosity, Inc., 2016

### Pretrial Services Investigations: Demographics by Race and Gender

In FY2021, 46% (10,881) of all individuals investigated by a pretrial services agency were Black and 45% (10,566) were White. Chart 5 shows the numbers of all defendants investigated by a pretrial services agency in FY2021 by race and ethnicity.

**Chart 5**

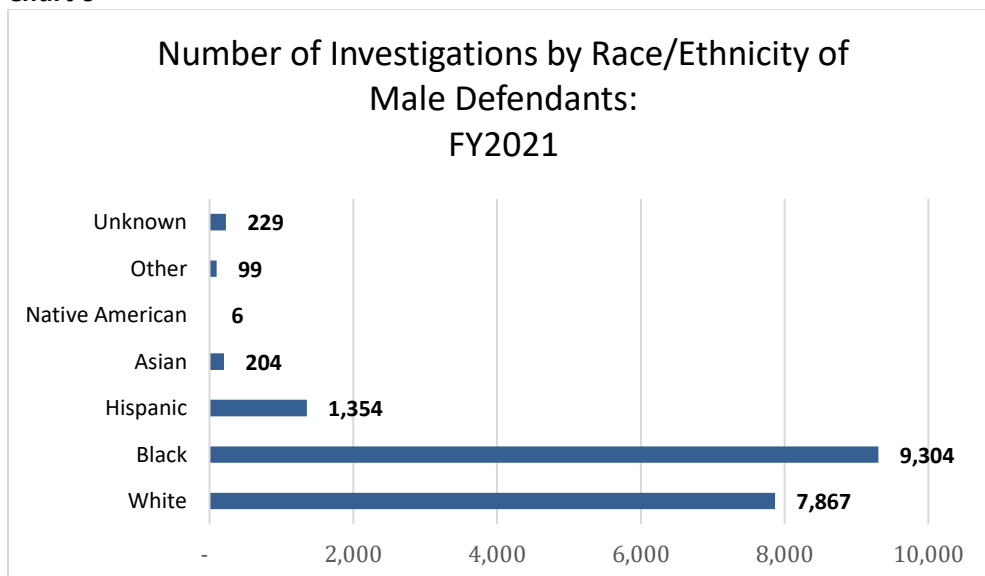


Data Source: DCJS Pretrial Community Corrections (PTCC) Case Management System

Of all the individuals investigated by a pretrial services agency, 81% (19,063) were male and 19% (4,542) were female.

Of the 19,063 males investigated, 49% (9,304) were Black, and 41% (7,867) were White. Chart 6 shows the numbers of male defendants investigated by a pretrial services agency in FY2021 by race and ethnicity.

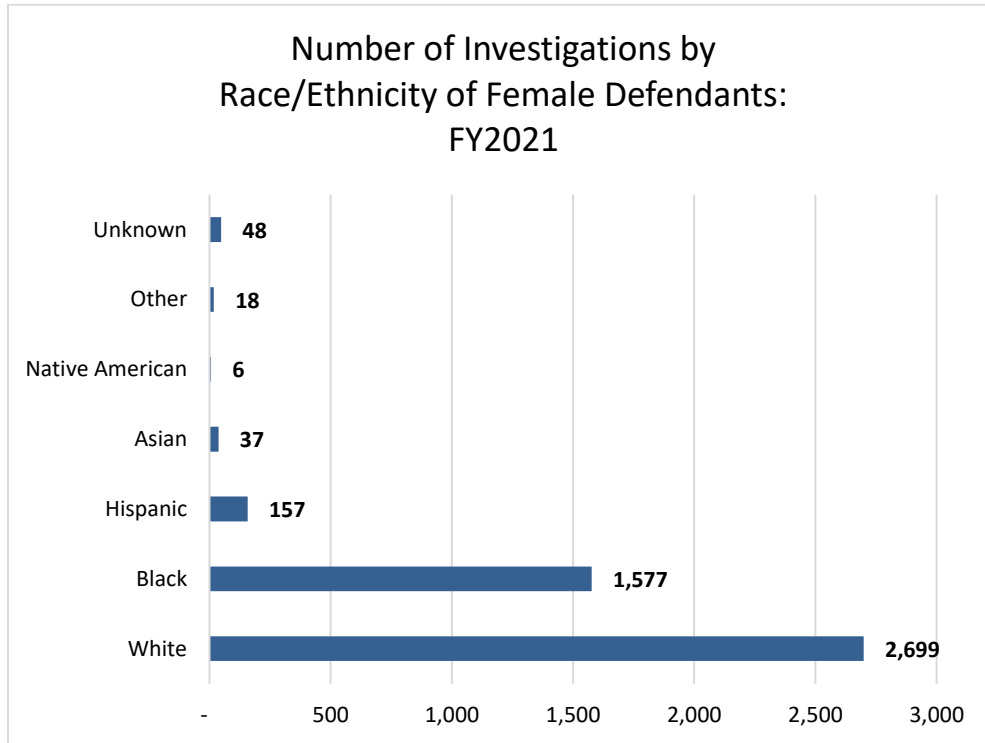
**Chart 6**



Data Source: DCJS Pretrial Community Corrections (PTCC) Case Management System

Of the 4,542 females investigated, 35% (1,577) were Black and 59% (2,699) were White. Chart 7 shows the numbers of female defendants investigated by a pretrial services agency in FY2021 by race and ethnicity.

**Chart 7**



Data Source: DCJS Pretrial Community Corrections (PTCC) Case Management System

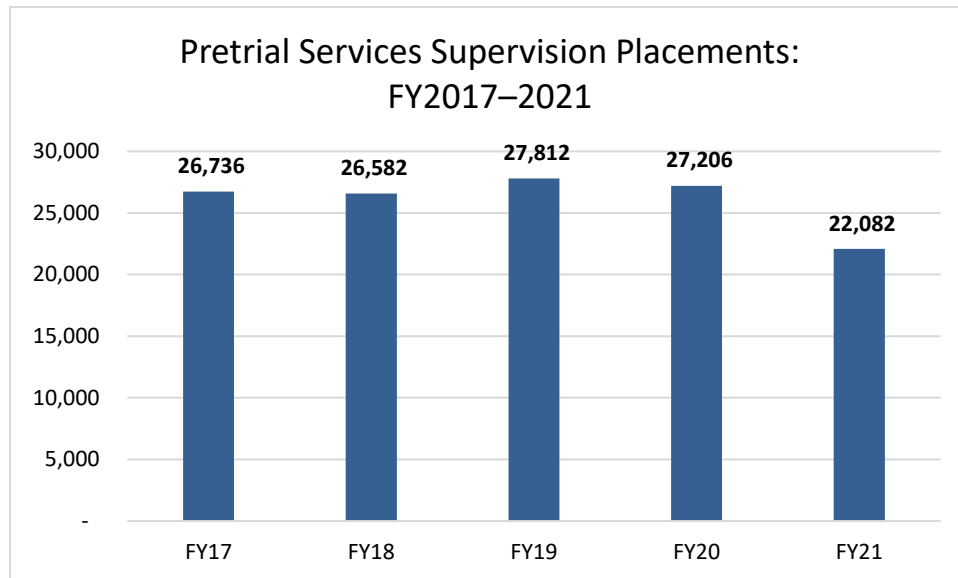
## Pretrial Services Supervision Placements

Pretrial services agencies supervise and monitor the terms and conditions of pretrial release for individuals placed on pretrial supervision by a judicial officer. The types of conditions vary depending on what is ordered by a judicial officer, but may include conditions such as drug or alcohol testing.<sup>10</sup>

Pretrial supervision placements<sup>11</sup> decreased from 27,206 in FY2020 to 22,082 in FY2021.

Chart 8 shows the pretrial supervision placement data for fiscal years 2017 to 2021.

**Chart 8**



*Data Source: DCJS Pretrial Community Corrections (PTCC) Case Management System*

### Pretrial Services Supervision Placements: Average Daily Caseload

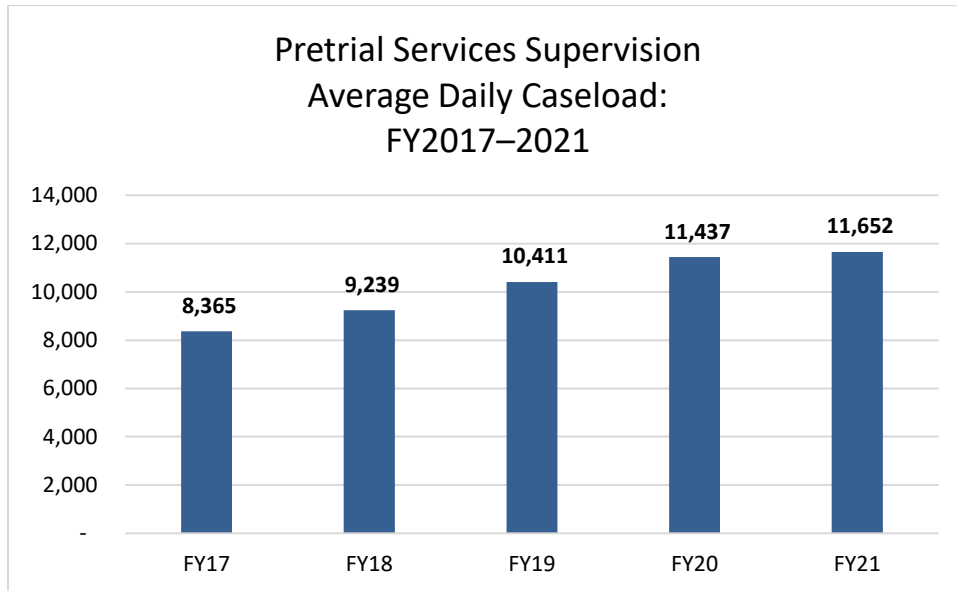
The statewide average daily caseload continues to increase, despite a decrease in the number of placements. The average daily caseload of pretrial services increased from 11,437 in FY2020 to 11,652 in FY2021, an increase of approximately 2%. The increase in average daily caseloads is due to an increase in the average length of supervision. Chart 9 shows the average daily caseload data for fiscal years 2017 to 2021.

---

<sup>10</sup> *Va. Code* § 19.2-123(A)(3a).

<sup>11</sup> The number of placements in this section is based on individuals and not court placements. One person can have multiple court placements.

**Chart 9**



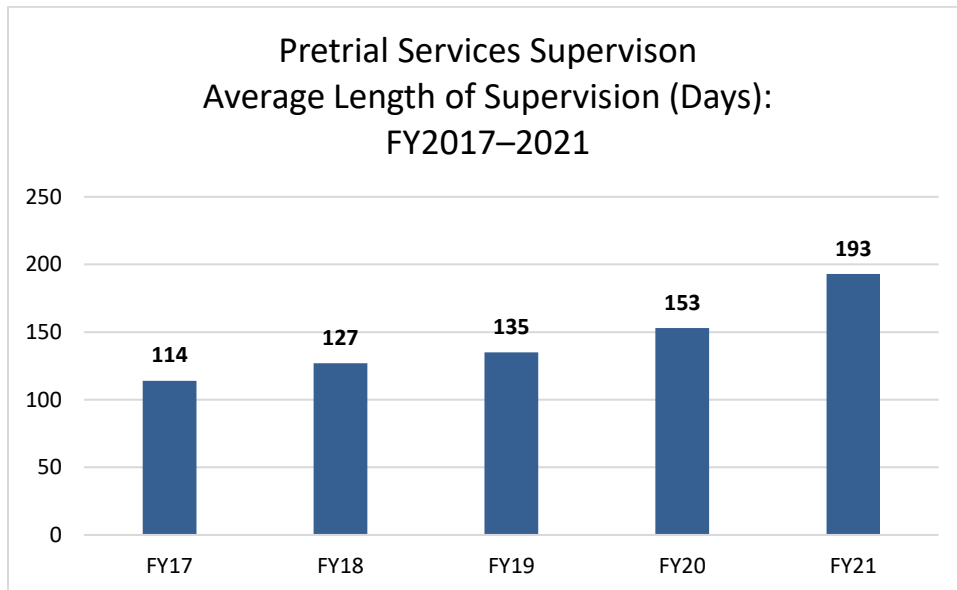
Data Source: DCJS Pretrial Community Corrections (PTCC) Case Management System

### Pretrial Services Supervision Placements: Average Length of Supervision

The average length of supervision for all placements under supervision increased from 153 days in FY2020 to 193 days in FY2021, an increase of 26%. Since FY2017, the average length of supervision has increased by 79 days, an increase of 41%. Chart 10 shows the average length of supervision for fiscal years 2017 to 2021.

The average length of supervision increases may be impacted by the increase in court case processing time, especially since the beginning of the COVID-19 pandemic. During this time, many cases have been continued, resulting in significant delays for case conclusion.

**Chart 10**

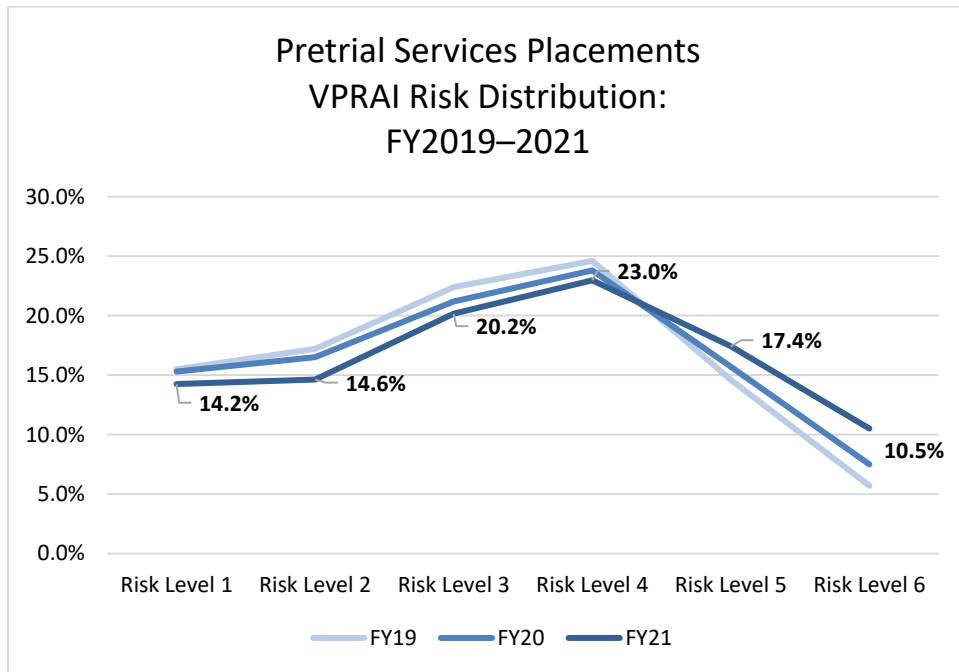


Data Source: DCJS Pretrial Community Corrections (PTCC) Case Management System

### Pretrial Services Supervision Placements: Risk Level

Chart 11 shows the VPRAI risk distribution of court placements between fiscal years 2019 and 2021. As noted previously, individuals assessed in Risk level 1 have the lowest risk of pretrial failure and individuals assessed in risk level 6 have the highest risk of pretrial failure. The risk distribution of cases between fiscal years 2019 and 2021 appears to be trending downward in risk levels 1 to 4 and upwards in risk levels 5 and 6. In other words, it appears that the assessed risk of individuals placed on pretrial supervision is increasing overall.

**Chart 11**

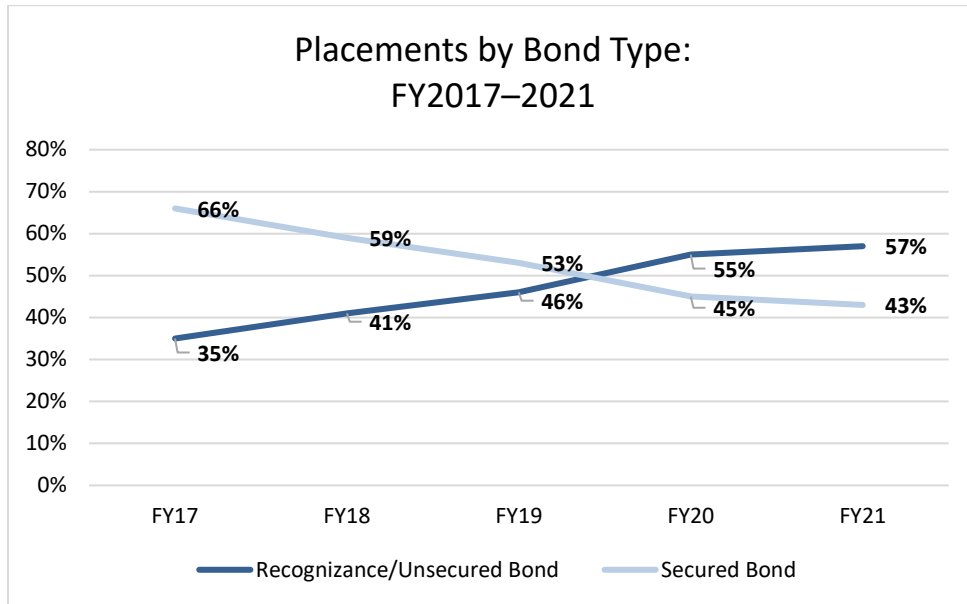


Data Source: DCJS Pretrial Community Corrections (PTCC) Case Management System

### Pretrial Services Supervision Placements: Bond Type

The percentage of individuals placed on pretrial supervision with a secured bond as a condition of bail has increased from 35% in FY2017 to 57% in FY2021. Chart 12 shows the trends of pretrial placement with recognizance and unsecured bonds compared to secured bonds. The categories of recognizance and unsecured bonds were combined since neither require the person to satisfy a financial condition before pretrial release.

**Chart 12**

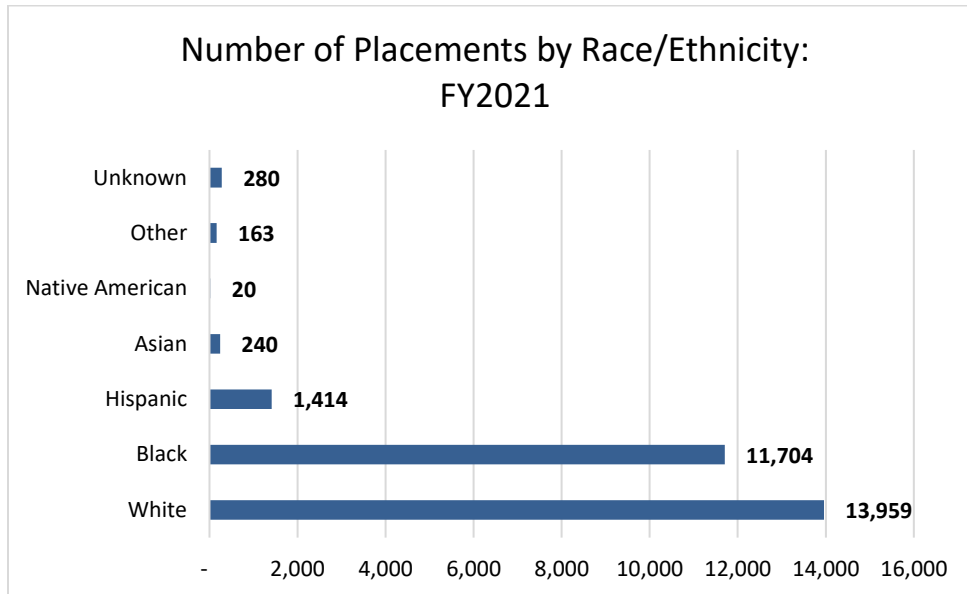


Data Source: DCJS Pretrial Community Corrections (PTCC) Case Management System

### Pretrial Services Supervision Placements: Demographics by Race and Gender

In FY2021, of the 27,783<sup>12</sup> court placements to pretrial supervision, 42% (11,704) were Black and 50% (13,959) were White. Chart 13 shows the numbers of pretrial services placements by race and ethnicity.

**Chart 13**



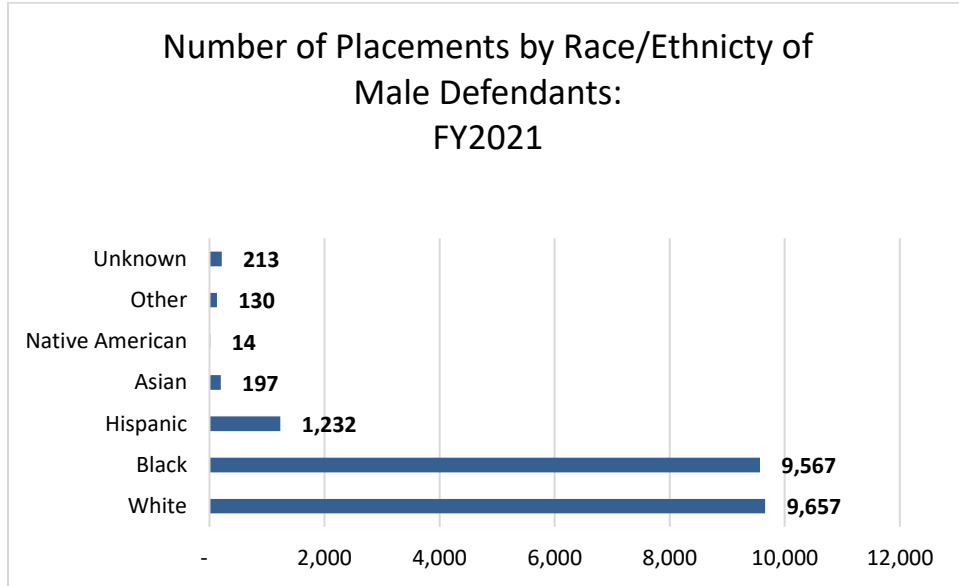
Data Source: DCJS Pretrial Community Corrections (PTCC) Case Management System

<sup>12</sup> This number is counting all court placements and is not a person-based measure.

Of all the individuals placed on pretrial supervision, 76% (21,010) were male and 24% (6,773) were female.

Of the 21,010 male court placements in FY2021, 46% (9,567) were Black and 46% (9,657) were White. Chart 14 shows the numbers of pretrial services placements by race and ethnicity of male defendants.

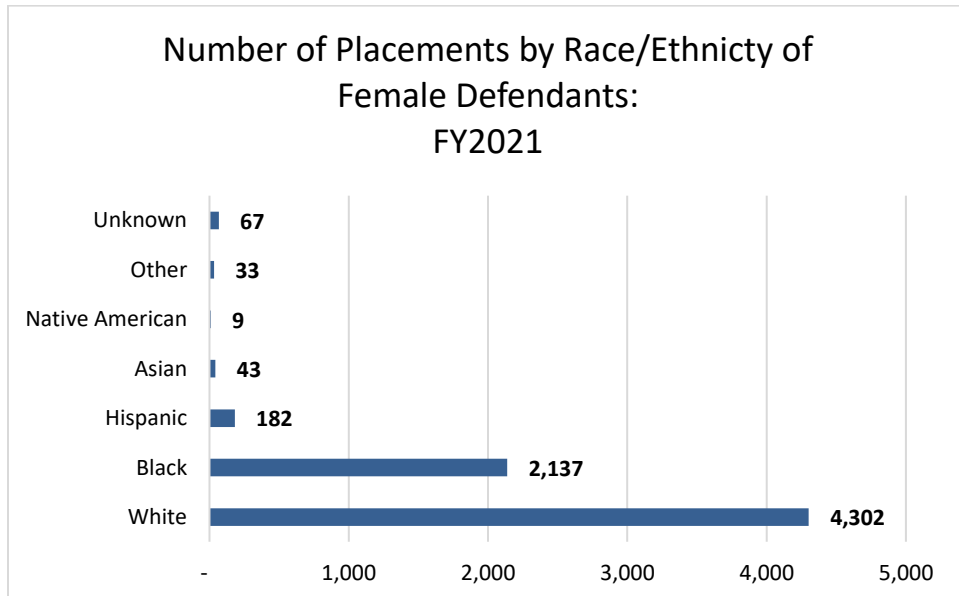
**Chart 14**



Data Source: DCJS Pretrial Community Corrections (PTCC) Case Management System

Of the 6,773 female court placements, 32% (2,137) were Black and 64% (4,302) were White. Chart 15 shows the numbers of pretrial services placements by race and ethnicity of female defendants.

**Chart 15**



Data Source: DCJS Pretrial Community Corrections (PTCC) Case Management System



## Pretrial Services Supervision Placements: Supervision Outcomes

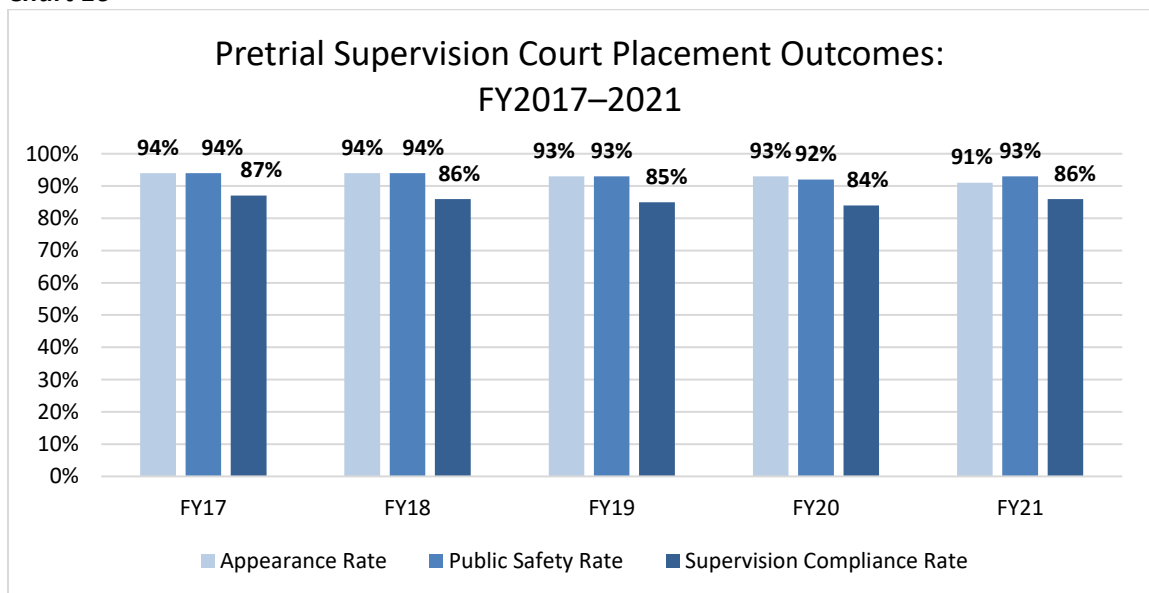
There are three primary pretrial supervision outcome measures: appearance rate, public safety rate, and compliance rate.<sup>13</sup>

- Appearance rate: the percentage of individuals that complete pretrial supervision who do not have a *capias* issued for failure to appear in court.<sup>14</sup>
- Public safety rate: the percentage of individuals that complete pretrial supervision who do not have their bail revoked due to a new arrest.
- Compliance rate: the percentage of individuals that complete pretrial supervision who do not have their bail revoked due a violation of conditions of pretrial release as ordered by a judicial officer.<sup>15</sup>

The data analyzed in this report uses definitions described in *Measuring for Results in Pretrial Services: Performance and Outcome Measures*.<sup>16</sup>

Statewide, agencies reported a 91% appearance rate, a 93% public safety rate, and an 86% supervision compliance rate. Chart 16 shows the appearance, public safety, and supervision compliance rates for fiscal years 2017 to 2021.

**Chart 16**



Data Source: DCJS Pretrial Community Corrections (PTCC) Case Management System

See Appendix B for the total number of investigations, supervision placements, average daily caseload, average length of supervision, appearance rates, public safety rates, and supervision compliance rates for all pretrial services agencies in Virginia for FY2021.

<sup>13</sup> See Virginia Department of Criminal Justice Services, *Measuring for Results: Performance and Outcome Measures*, National Center for State Courts, June 2014. [www.dcjs.virginia.gov/sites/dcjs.virginia.gov/files/publications/corrections/virginia-pretrial-performance-measures.pdf](http://www.dcjs.virginia.gov/sites/dcjs.virginia.gov/files/publications/corrections/virginia-pretrial-performance-measures.pdf)

<sup>14</sup> *Id.* at 8.

<sup>15</sup> *See id.* at 11.

<sup>16</sup> *Id.*

# Pretrial Services Agency Compliance

---

In accordance with § 19.2-152.3 of the *Code of Virginia*, DCJS prescribes “standards for development, implementation, operation and evaluation of pretrial services,” with the most recent standards issued or updated in 2017. In addition to the requirements in the Minimum Standards for Pretrial Services, agencies are required to adhere to grant guideline conditions as communicated by DCJS, to submit standard operating procedures, and to report quarterly program progress to DCJS.

The Pretrial Services Act requires DCJS to “annually review each agency . . . to determine compliance with the submitted plan and operating standards.”<sup>17</sup> During FY2021, DCJS staff reviewed the activities and data reported in the quarterly reports and visited programs identified as potentially not meeting the prescribed standards.

All of the pretrial agencies were in substantial compliance with all grant conditions and standards prescribed by DCJS.

---

<sup>17</sup> *Va. Code* § 19.2-152.7.

# Appendix A: Pretrial Services Agency Funding

Agency (Localities Served)	Personnel		Administrative/ Operational		Total State	Total Local
	State	Local	State	Local		
<b>Accomack/Northampton Community Corrections</b> (Accomack, Northampton)	\$58,126	\$0	\$43,032	\$19,044	\$101,158	\$120,202
<b>Alexandria Criminal Justice Services</b> (City of Alexandria)	\$220,779	\$90,469	\$24,058	\$0	\$244,837	\$90,469
<b>Arlington County Sheriff's Office</b> (Arlington County, City of Falls Church)	\$234,088	\$464,404	\$14,945	\$50,094	\$249,033	\$514,498
<b>Blue Ridge Court Services</b> (Augusta Highland, and Rockbridge Counties, City of Buena Vista, Lexington, Staunton and Waynesboro)	\$332,919	\$83,332	\$25,635	\$50,370	\$358,554	\$133,702
<b>Chesapeake Community Corrections</b> (City of Chesapeake)	\$342,492	\$0	\$14,654	\$0	\$357,146	\$0
<b>Chesterfield/Colonial Heights Community Corrections Services</b> (Chesterfield County, City of Colonial Heights)	\$426,873	\$349,260	\$13,382	\$0	\$440,255	\$349,260
<b>Colonial Community Corrections</b> (Charles City, James City, New Kent, and York Counties, Cities of Poquoson and Williamsburg,)	\$252,263	\$0	\$4,733	\$37,702	\$256,996	\$37,702
<b>Court Community Corrections</b> (Cities of Salem and Roanoke, Roanoke County)	\$312,337	\$25,250	\$32,137	\$43,723	\$344,474	\$68,973
<b>Culpeper County Criminal Justice Services</b> (Culpeper County)	\$101,158	\$30,604	\$0	\$37,800	\$101,158	\$68,404
<b>Fairfax County General District Court – Court Services Division, Community Corrections and Pretrial Services Program</b> (Fairfax County, City of Fairfax)	\$458,133	\$1,882,481	\$13,372	\$49,725	\$471,505	\$1,932,206

Agency (Localities Served)	Personnel		Administrative/ Operational		Total State	Total Local
	State	Local	State	Local		
<b>Fauquier County Office of Adult Court Services</b> (Fauquier and Rappahannock Counties)	\$215,291	\$113,365	\$28,920	\$0	\$244,211	\$113,365
<b>Halifax/Pittsylvania Court Services</b> (Franklin, Halifax, Henry, Patrick, and Pittsylvania Counties, Cities of Danville and Martinsville)	\$210,016	\$0	\$279,918	\$	\$489,934	\$0
<b>Hampton/Newport News Criminal Justice Agency</b> (Cities of Hampton and Newport News)	\$829,501	\$164,229	\$58,401	\$25,327	\$887,902	\$189,556
<b>Hanover Community Corrections</b> (Caroline and Hanover Counties)	\$179,140	\$115,390	\$1,801	\$400	\$180,941	\$115,790
<b>Henrico County Community Corrections Program</b> (Henrico County)	\$558,676	\$391,775	\$7,451	\$22,050	\$566,127	\$413,825
<b>Loudoun County Community Corrections</b> (Loudoun County)	\$300,117	\$659,374	\$6,676	\$94,022	\$306,793	\$753,396
<b>Lynchburg Community Corrections and Pretrial Services</b> (Amherst, Bedford, and Campbell Counties, City of Lynchburg)	\$382,879	\$0	\$59,611	\$63,683	\$442,490	\$63,683
<b>Middle Peninsula Local Probation and Pretrial Services</b> (Essex, Gloucester, King and Queen, King William, Mathews, and Middlesex Counties)	\$181,755	\$100,657	\$5,076	\$10,523	\$186,831	\$111,180
<b>New River Community Corrections and Pretrial Services</b> (Bland, Carrol, Floyd, Giles, Grayson, Montgomery, Pulaski, and Wythe Counties, Cities of Galax and Radford)	\$315,079	\$0	\$39,197	\$16,300	\$354,276	\$16,300
<b>Norfolk Criminal Justice Services</b> (City of Norfolk)	\$555,266	\$10,000	\$52,808	\$19,894	\$608,074	\$29,894

Agency (Localities Served)	Personnel		Administrative/ Operational		Total State	Total Local
	State	Local	State	Local		
<b>Northern Neck Community Based Probation and Pretrial Services</b> (Lancaster, Northumberland, Richmond, and Westmoreland Counties)	\$ \$68,655	\$0	\$ \$9,083	\$0	\$ \$77,738	\$0
<b>OAR/Jefferson Area Community Corrections</b> (Albemarle, Fluvanna, Greene, Louisa, Madison, Nelson, and Orange Counties, City of Charlottesville)	\$ 457,389	\$ 76,039	\$ 40,700	\$ 57,842	\$ 498,089	\$ 133,881
<b>Old Dominion Court Services Pretrial and Local Probation</b> (Clarke, Frederick, Page, Shenandoah, and Warren Counties, City of Winchester)	\$361,692	\$134,761	\$57,226	\$10,831	\$418,918	\$145,592
<b>Petersburg Community Corrections</b> (Dinwiddie County and the City of Petersburg)	\$199,808	\$47,520	\$26,608	\$0	\$226,416	\$47,520
<b>Piedmont Court Services</b> (Prince Edward County)	\$56,195	\$0	\$24,731	\$2,763	\$80,926	\$2,763
<b>Piedmont Court Services – Mecklenburg</b> (Mecklenburg County)	\$ \$128,958	\$0	\$ \$11,866	\$0	\$ \$140,824	\$0
<b>Portsmouth Community Corrections and Pretrial Services</b> (City of Portsmouth)	\$294,245	\$0	\$34,947	\$0	\$329,192	\$0
<b>Prince William Office of Criminal Justice Services</b> (Prince William County, Cities of Manassas and Manassas Park)	\$462,139	\$1,363,364	\$72,745	\$188,978	\$534,884	\$1,552,342
<b>Rappahannock Regional Jail</b> (King George, Spotsylvania, and Stafford Counties, City of Fredericksburg)	\$516,488	\$493,221	\$5,470	\$57,070	\$521,958	\$550,291
<b>Richmond Department of Justice Services, Division of Adult Programs</b> (City of Richmond)	\$699,259	\$330,015	\$27,661	\$114,033	\$726,920	\$444,048
<b>Riverside Criminal Justice Agency</b> (Prince George and Surry Counties, City of Hopewell)	\$334,926	\$98,597	\$9,020	\$26,125	\$343,946	\$124,722

Agency (Localities Served)	Personnel		Administrative/ Operational		Total State	Total Local
	State	Local	State	Local		
<b>Rockingham-Harrisonburg Court Services Unit</b> (Rockingham County, City of Harrisonburg)	\$179,291	\$122,124	\$25,719	\$0	\$205,010	\$122,124
<b>Southside Virginia Community Corrections</b> (Brunswick, ,Greensville, and Sussex Counties, City of Emporia)	\$ \$160,548	\$0	\$11,469	\$14,984	\$172,017	\$14,984
<b>Southwest Virginia Community Corrections</b> (Buchanan, Dickenson, Lee, Russell, Scott, Smyth, Tazewell, Washington, and Wise Counties, Cities of Bristol and Norton)	\$576,972	\$155,000	\$37,937	\$85,000	\$614,909	\$240,000
<b>Virginia Beach Office of Community Corrections and Pretrial Services</b> (City of Virginia Beach)	\$557,138	\$185,266	\$5,458	\$0	\$562,596	\$185,266
<b>Total</b>	<b>\$11,520,591</b>	<b>\$7,486,497</b>	<b>\$1,126,447</b>	<b>\$1,098,283</b>	<b>\$12,647,038</b>	<b>\$8,584,780</b>

## Appendix B: Pretrial Services Agency Data Summary

Agency (Localities Served)	Investigations	Supervision Placements	Average Daily Caseload	Average Length of Supervision (Days)	Appearance Rates	Public Safety Rates	Compliance Rate
<b>Accomack/Northampton Community Corrections</b> (Accomack, Northampton)	0	63	13	73	100%	100%	100%
<b>Alexandria Criminal Justice Services</b> (City of Alexandria)	317	171	473	1,010	95%	97%	87%
<b>Arlington County Sheriff's Office</b> (Arlington County, City of Falls Church)	1,023	575	260	165	93%	97%	86%
<b>Blue Ridge Court Services</b> (Augusta Highland, and Rockbridge Counties, City of Buena Vista, Lexington, Staunton and Waynesboro)	572	660	413	228	97%	93%	91%
<b>Chesapeake Community Corrections</b> (City of Chesapeake)	508	569	364	233	91%	88%	84%
<b>Chesterfield/Colonial Heights Community Corrections Services</b> (Chesterfield County, City of Colonial Heights)	1,613	1,452	556	140	90%	96%	85%
<b>Colonial Community Corrections</b> (Charles City, James City, New Kent, and York Counties, Cities of Poquoson and Williamsburg,)	684	513	167	119	93%	98%	99%
<b>Court Community Corrections</b> (Cities of Salem and Roanoke, Roanoke County)	0	473	159	122	90%	96%	92%
<b>Culpeper County Criminal Justice Services</b> (Culpeper County)	11	195	108	202	99%	98%	98%

<b>Agency</b> <i>(Localities Served)</i>	<b>Investigations</b>	<b>Supervision Placements</b>	<b>Average Daily Caseload</b>	<b>Average Length of Supervision (Days)</b>	<b>Appearance Rates</b>	<b>Public Safety Rates</b>	<b>Compliance Rate</b>
<b>Fairfax County General District Court – Court Services Division, Community Corrections and Pretrial Services Program</b> <i>(Fairfax County, City of Fairfax)</i>	3,523	1,747	1,020	213	82%	90%	91%
<b>Fauquier County Office of Adult Court Services</b> <i>(Fauquier and Rappahannock Counties)</i>	293	308	121	144	99%	93%	91%
<b>Halifax/Pittsylvania Court Services</b> <i>(Franklin, Halifax, Henry, Patrick, and Pittsylvania Counties, Cities of Danville and Martinsville)</i>	0	343	179	190	95%	84%	80%
<b>Hampton/Newport News Criminal Justice Agency</b> <i>(Cities of Hampton and Newport News)</i>	3	1,128	809	262	90%	99%	89%
<b>Hanover Community Corrections</b> <i>(Caroline and Hanover Counties)</i>	749	486	139	104	98%	90%	69%
<b>Henrico County Community Corrections Program</b> <i>(Henrico County)</i>	240	1,547	644	152	88%	95%	86%
<b>Loudoun County Community Corrections</b> <i>(Loudoun County)</i>	963	781	326	152	97%	96%	90%
<b>Lynchburg Community Corrections and Pretrial Services</b> <i>(Amherst, Bedford, and Campbell Counties, City of Lynchburg)</i>	1,336	593	381	234	99%	93%	99%
<b>Middle Peninsula Local Probation and Pretrial Services</b> <i>(Essex, Gloucester, King And Queen, King William, Mathews, and Middlesex Counties)</i>	519	316	129	149	94%	89%	82%



<b>Agency</b> <i>(Localities Served)</i>	<b>Investigations</b>	<b>Supervision Placements</b>	<b>Average Daily Caseload</b>	<b>Average Length of Supervision (Days)</b>	<b>Appearance Rates</b>	<b>Public Safety Rates</b>	<b>Compliance Rate</b>
<b>New River Community Corrections and Pretrial Services</b> <i>(Bland, Carrol, Floyd, Giles, Grayson, Montgomery, Pulaski, and Wythe Counties, Cities of Galax and Radford)</i>	0	508	464	333	100%	100%	99%
<b>Norfolk Criminal Justice Services</b> <i>(City of Norfolk)</i>	1,422	900	539	219	88%	92%	90%
<b>Northern Neck Community Based Probation and Pretrial Services</b> <i>(Lancaster, Northumberland, Richmond, and Westmoreland Counties)</i>	186	186	71	139	98%	93%	83%
<b>Oar/Jefferson Area Community Corrections</b> <i>(Albemarle and Nelson Counties, City of Charlottesville)</i>	293	248	121	178	99%	99%	100%
<b>Oar/Jefferson Area Community Corrections (Central Virginia Regional Jail)<sup>18</sup></b> <i>(Fluvanna, Greene, Louisa, Madison, and Orange Counties)</i>	158	400	169	154	97%	88%	93%
<b>Old Dominion Court Services Pretrial and Local Probation</b> <i>(Clarke, Frederick, Page, Shenandoah, and Warren Counties, City of Winchester)</i>	713	390	203	190	86%	91%	86%
<b>Petersburg Community Corrections</b> <i>(Dinwiddie County and the City of Petersburg)</i>	311	167	84	184	91%	74%	74%

<sup>18</sup> OAR/Jefferson Area Community Corrections provides pretrial services to the Albemarle-Charlottesville Regional Jail and the Central Virginia Regional Jail. The data is collected separately because the Appropriations Act (Item 395 D.1) has a specific line item for the pretrial services for Central Virginia Regional Jail.

<b>Agency</b> <i>(Localities Served)</i>	<b>Investigations</b>	<b>Supervision Placements</b>	<b>Average Daily Caseload</b>	<b>Average Length of Supervision (Days)</b>	<b>Appearance Rates</b>	<b>Public Safety Rates</b>	<b>Compliance Rate</b>
<b>Piedmont Court Services<sup>19</sup></b> <i>(Prince Edward County)</i>	18	2	0	27	--	--	--
<b>Piedmont Court Services – Mecklenburg</b> <i>(Mecklenburg County)</i>	123	89	49	203	89%	89%	84%
<b>Portsmouth Community Corrections and Pretrial Services</b> <i>(City of Portsmouth)</i>	449	170	94	201	98%	96%	95%
<b>Prince William Office of Criminal Justice Services</b> <i>(Prince William County, Cities of Manassas and Manassas Park)</i>	2,497	1,354	814	219	90%	96%	90%
<b>Rappahannock Regional Jail</b> <i>(King George, Spotsylvania, and Stafford Counties, City of Fredericksburg)</i>	3,387	1,479	578	143	87%	89%	79%
<b>Richmond Department of Justice Services, Division of Adult Programs</b> <i>(City of Richmond)</i>	624	1,264	540	156	95%	93%	85%
<b>Riverside Criminal Justice Agency</b> <i>(Prince George and Surry Counties, City of Hopewell,)</i>	672	425	172	148	87%	88%	71%
<b>Rockingham-Harrisonburg Court Services Unit</b> <i>(Rockingham County, City of Harrisonburg)</i>	242	390	292	273	90%	83%	83%
<b>Southside Virginia Community Corrections</b> <i>(Brunswick, Greensville, and Sussex Counties, City of Emporia)</i>	129	86	57	244	95%	88%	65%

<sup>19</sup> Piedmont Court Services (Prince Edward County) is an expansion site that is in the early stages of implementation and did not have a closed pretrial supervision case in fiscal year 2021.

<b>Agency</b> <i>(Localities Served)</i>	<b>Investigations</b>	<b>Supervision Placements</b>	<b>Average Daily Caseload</b>	<b>Average Length of Supervision (Days)</b>	<b>Appearance Rates</b>	<b>Public Safety Rates</b>	<b>Compliance Rate</b>
<b>Southwest Virginia Community Corrections</b> <i>(Buchanan, Dickenson, Lee, Russell, Scott, Smyth, Tazewell, Washington, and Wise Counties, Cities of Bristol and Norton)</i>	25	1,023	588	210	93%	91%	69%
<b>Virginia Beach Office of Community Corrections and Pretrial Services</b> <i>(City of Virginia Beach)</i>	2	1,081	558	189	94%	95%	90%
<b>Total</b>	<b>23,605</b>	<b>22,082</b>	<b>11,652</b>	<b>193</b>	<b>91%</b>	<b>93%</b>	<b>86%</b>