



*VIRGINIA DEPARTMENT
OF AGRICULTURE AND
CONSUMER SERVICES*

**ANNUAL REPORT ON VIRGINIA
AGRICULTURAL LAND IN FOREIGN
OWNERSHIP**

By:

Joseph W. Guthrie
Commissioner of Agriculture and Consumer Services

July 1, 2023

EXECUTIVE SUMMARY

Chapters 765 and 796 of the 2023 Acts of Assembly established the Foreign Entities and Property Ownership Law (Va. Code § 55.1-507 et seq.) (Law), which, in part, requires the Virginia Department of Agriculture and Consumer Services (VDACS), on or before July 1 of each year, to publish a report on certain reporting requirements on VDACS's website and to deliver copies of such report to the Governor, the General Assembly, and the Chairmen of the Senate Committee on Agriculture, Conservation and Natural Resources and the House Committee on Agriculture, Chesapeake and Natural Resources.

Based on the reports submitted to VDACS pursuant to the federal Agricultural Foreign Investment Disclosure Act, 7 U.S.C. § 3501 et seq., and other information VDACS, at its discretion, deems appropriate, VDACS is required to compile an annual report in consultation with the appropriate state agencies and boards for each calendar year containing all of the following, if available:

1. The total amount of agricultural land that is under foreign ownership;
2. The percentage change in foreign ownership of agricultural land in the Commonwealth for each year over the prior 10 years;
3. The purpose for which foreign-owned agricultural land in the Commonwealth is being used currently. To the extent such information is available, the Department shall also include any significant recent changes or trends in the uses of foreign-owned agricultural land in the Commonwealth;
4. With the assistance of relevant state agencies, information regarding the extent of, and any recent changes in, foreign ownership of energy production, storage, or distribution facilities in the Commonwealth to the extent such information is available; and
5. Any legislative, regulatory, or administrative policy changes the Department recommends in light of the information in this report.

Virginia has 560 parcels in foreign ownership as of December 31, 2021, in 81 unique localities. Forty-five different countries are identified as the nationality of the foreign interest with the highest concentration being from Canada (57), France (95), Germany (83), and the United Kingdom (62).

VDACS is not aware of any information regarding the extent of and any recent changes in foreign ownership of energy production, storage, or distribution facilities in the Commonwealth.

VDACS does not recommend any legislative, regulatory, or administrative policy changes in light of the information in this report.

OVERVIEW

Chapters 765 and 796 of the 2023 Acts of Assembly established the Foreign Entities and Property Ownership Law (Va. Code § 55.1-507 et seq.) (Law), which, in part, requires the Virginia Department of Agriculture and Consumer Services (VDACS), on or before July 1 of each year, to publish a report on certain reporting requirements on VDACS's website and to deliver copies of such report to the Governor, the General Assembly, and the Chairmen of the Senate Committee on Agriculture, Conservation and Natural Resources and the House Committee on Agriculture, Chesapeake and Natural Resources.

Based on the reports submitted to VDACS pursuant to the federal Agricultural Foreign Investment Disclosure Act, 7 U.S.C. § 3501 et seq., and other information VDACS, at its discretion, deems appropriate, VDACS is required to compile an annual report in consultation with the appropriate state agencies and boards for each calendar year containing all of the following, if available:

2. The total amount of agricultural land that is under foreign ownership;
2. The percentage change in foreign ownership of agricultural land in the Commonwealth for each year over the prior 10 years;
3. The purpose for which foreign-owned agricultural land in the Commonwealth is being used currently. To the extent such information is available, the Department shall also include any significant recent changes or trends in the uses of foreign-owned agricultural land in the Commonwealth;
4. With the assistance of relevant state agencies, information regarding the extent of, and any recent changes in, foreign ownership of energy production, storage, or distribution facilities in the Commonwealth to the extent such information is available; and
5. Any legislative, regulatory, or administrative policy changes the Department recommends in light of the information in this report.

REPORTING

Background and definitions

The U.S. Department of Agriculture (USDA) disseminates an annual report on foreign holdings of U.S. agricultural land as required in the Agricultural Foreign Investment Disclosure Act of 1978 (AFIDA). AFIDA requires any foreign person who acquires or transfers an interest in agricultural land to report the transaction to the Secretary of Agriculture within 90 days. AFIDA also requires reporting on land that either becomes or ceases to be agricultural land or if the ownership entity becomes or ceases to be a foreign person. Failure to comply with AFIDA will subject the foreign person or other entities disclosed on the report to a civil penalty of up to 25 percent of the fair market value of the interest held in the land in question. Nationally, approximately 40 million acres of U.S. agricultural land is held by foreign individuals or entities.

For the purposes of the AFIDA report, “agricultural land” means land in the U.S. used for forestry production and land in the U.S. currently used for, or, if currently idle, land last used within the past five years, for farming, ranching, or timber production, except land not exceeding 10 acres in the aggregate, if the annual gross receipts from the sale of the farm, ranch, or timber products produced thereon do not exceed \$1,000. Farming, ranching, or timber production includes, but is not limited to, activities set forth in the Standard Industrial Classification Manual (1987), Division A, exclusive of industry numbers 0711–0783, 0851, and 0912–0919, which cover animal trapping, game management, hunting carried on as a business enterprise, trapping carried on as a business enterprise, and wildlife management. Land used for forestry production means land exceeding 10 acres in which 10 percent is stocked by trees of any size, including land that formerly had such tree cover and that will be naturally or artificially regenerated¹.

According to the USDA Farm Services Agency [*Foreign Holdings of U.S. Agricultural Land – through December 31, 2021*](#), the information required to be reported consists of the legal name and address of the foreign person; country of government or citizenship, if an individual; if not an individual or a government, nature of the legal entity, including the entity's country of creation and principal place of business; type of interest; legal description; acreage; land use; purchase price or any other consideration given; intended use; information about the representative of the foreign person; if applicable, how the interest in the land was transferred; the relationship of the owner to the operator; type of rental agreement, if any; and the date of transaction. In the case of a disposition, the party disposing of the interest is also required to give the legal name and address of the purchaser. Any change in the legal name or address of the foreign person and other entities disclosed on the report form must also be reported within 90 days of such changes.

Acreage in foreign ownership and percentage increase over a 10-year period

According to the USDA Farm Services Agency [*Foreign Holdings of U.S. Agricultural Land – through December 31, 2021*](#), the total land area of Virginia is 25,340,160 acres, of which USDA considers 20,577,489 acres to be privately-held agricultural land. The following chart² shows the total acreage of foreign-held agricultural land, the proportion of Virginia’s foreign-held to privately-held agricultural land, and the percentage increase from the previous year.

Year	Foreign-Held Agricultural Land (Acres)	Proportion of Foreign-Held to Privately-Held Agricultural Land (Percent)	Change from Prior Year (Percent)
2021	254,494	1.2	0.53
2020	253,141	1.2	7.56
2019	235,350	1.1	1.17
2018	232,627	1.1	5.86
2017	219,746	1.1	8.35
2016	202,815	1.0	1.55

¹ 7 CFR 781.2

² Data gathered from Report 1 in the 2011-2021 “Foreign Holdings of U.S. Agricultural Land” reports.

2015	199,723	1.0	6.59
2014	187,376	0.9	21.83
2013	153,805	0.8	9.54
2012	140,416	0.7	10.96
2011	126,544	0.6	

The following chart³ shows the total acquisitions and dispositions of foreign-held agricultural land from 2021-2011.

Year	Acquisitions (acres)	Dispositions (acres)
2021	3,747	2,394
2020	23,021	5,779
2019	2,767	0
2018	13,281	392
2017	23,889	6,920
2016	3,092	0
2015	12,347	936
2014	33,680	0
2013	13,389	0
2012	13,929	0
2011	24,345	0

Land category

The annual *Foreign Holdings of U.S. Agricultural Land* reports also provide information on Virginia landholdings by foreign investors by type of land use. The chart below shows a breakdown for Virginia by land use category from 2011-2021⁴.

Year	Land Use				
	Cropland (Acres)	Pasture (Acres)	Forest (Acres)	Other Ag (Acres)	Non Ag (Acres)
2021	40,349	24,146	163,357	26,642	4,999
2020	38,406	24,146	164,815	25,774	4,999
2019	27,720	24,209	159,210	24,211	5,001
2018	25,618	23,822	159,040	24,146	4,958
2017	25,026	23,255	147,719	23,746	4,950
2016	25,459	24,091	129,570	23,695	4,911
2015	24,984	24,091	127,310	23,338	4,911
2014	24,984	24,091	114,963	23,338	4,911
2013	23,284	24,091	83,092	23,338	4,802

³ Data from Report 7 in the 2011-2021 “Foreign Holdings of U.S. Agricultural Land” reports.

⁴ Data gathered from Report 1C in the 2011-2021 “Foreign Holdings of U.S. Agricultural Land” reports.

2012	23,284	24,091	83,092	9,949	4,802
2011	22,984	24,091	69,630	9,839	4,745

The most significant trend in this data is the increase in cropland and forest land. While the other categories have remained relatively consistent, cropland in Virginia held by foreign investors has increased 46 percent since 2019 and forest land in Virginia held by foreign investors has more than doubled since 2013.

Virginia has 560 parcels in foreign ownership as of December 31, 2021, in 81 unique localities. Forty-five different countries are identified as the nationality of the foreign interest with the highest concentration being from Canada (57), France (95), Germany (83), and the United Kingdom (62). Please see Attachment 1 for specific Virginia data for 2021 provided by USDA.

VDACS is not aware of any information regarding the extent of and any recent changes in foreign ownership of energy production, storage, or distribution facilities in the Commonwealth.

VDACS does not recommend any legislative, regulatory, or administrative policy changes in light of the information in this report.

APPENDIX 1

AFIDA Holdings as of 12/31/2021

Country	County	Owner Name	Owner Type	Acquisition Year	Number of Acres	Crop	Pasture	Forest	Other Agriculture	Other Non-Ag
998 - NO FOREI	Rappahannock	PEOPLES NATIONAL BANK OF WARRENTON, VA.	Trust	1988	34	0	0	7	0	27
998 - NO FOREI	Rappahannock	PEOPLES NAT'L BANK OF WARRENTON, TRUSTEE	Trust	1988	224	0	56	168	0	0
998 - NO FOREI	Rockingham	SELECT GENETICS, LLC	Other	2017	69	0	0	0	69	0
999 - NO PREDC	Loudoun	MILIXA INVESTMENT CORP.	Corporation	1979	792	200	500	0	0	92
999 - NO PREDC	Chesapeake	ISLAND REALTY CORP.	Corporation	1980	904	0	0	904	0	0
999 - NO PREDC	Albemarle	BRAEBURN LIMITED PARTNERSHIP	Partnership	1985	415	0	318	93	0	4
999 - NO PREDC	Stafford	ROCKHILL FARMS L.P.	Partnership	1987	103	50	30	20	0	3
999 - NO PREDC	Essex	VIRGINIA LAND & TIMBER, L.P.	Partnership	1989	401	0	0	0	401	0
999 - NO PREDC	King and Queen	VIRGINIA LAND & TIMBER, L.P.	Partnership	1989	928	0	0	0	928	0
999 - NO PREDC	New Kent	VIRGINIA LAND & TIMBER, L.P.	Partnership	1989	278	0	0	0	278	0
999 - NO PREDC	Rockingham	RIGO, ANDRES & MARIANNE HAUG	Individual	1989	111	0	70	41	0	0
999 - NO PREDC	Prince George	Bear Island Forest, LLC	Other	2015	10431	0	0	10431	0	0
ARGENTINA	Albemarle	PREVE, ALBERTO	Individual	1977	29	0	24	0	0	5
ARGENTINA	Albemarle	CASTANEIRA, MARIANO	Trust	1980	62	0	62	0	0	0
ARGENTINA	Fauquier	ESTANCIAS Y CABANA DON ALFREDO	Corporation	1980	396	0	308	78	0	10
ARGENTINA	Fauquier	STUBBORNNESS, S.A.	Corporation	1981	435	0	295	137	0	3
ARGENTINA	Loudoun	ZAMUDIO, ISMAEL A. & ANA MARIA ZAMUDIO	Individual	1981	76	40	20	15	1	0
ARGENTINA	Rappahannock	OKS, DANIEL F.	Individual	1988	147	0	0	147	0	0
AUSTRALIA	Rockbridge	BOYES, GEOFFRY & JANETTE	Individual	1982	65	0	0	62	0	3
AUSTRALIA	Wythe	Wythe County Solar Project, LLC	Other	2019	143	0	93	0	50	0
AUSTRALIA	Amherst	Five Oaks Solar Project, LLC	Other	2020	1123	0	0	1123	0	0
AUSTRALIA	Buchanan	Buchanan County Solar Project, LLC	Other	2020	1563	0	0	0	1563	0
AUSTRALIA	Isle of Wight	JOHN HANCOCK LIFE INSURANCE COMPANY (U.S.A.)	Corporation	2020	5212	0	0	5212	0	0
AUSTRALIA	Nelson	Wild Rose Solar Project, LLC	Other	2020	2011	0	0	2011	0	0
AUSTRALIA	Charles City	Stony Run Solar Project, LLC	Other	2021	710	0	0	0	710	0
AUSTRALIA	Charles City	Stony Run Solar Project, LLC	Other	2021	62	0	0	62	0	0
AUSTRALIA	Wythe	Wythe County Solar Project, LLC	Other	2021	145	0	0	0	145	0
AUSTRALIA	Wythe	Admiral Blvd Land Group, LLC	Other	2021	13	0	0	0	13	0
AUSTRIA	Rockbridge	GENERAL SHALE BRICK, INC.	Corporation	1986	18	0	0	18	0	0
AUSTRIA	Rockbridge	GENERAL SHALE BRICK, INC.	Corporation	1986	15	0	0	15	0	0
AUSTRIA	Rockbridge	GENERAL SHALE BRICK, INC.	Corporation	1986	20	0	0	20	0	0
AUSTRIA	Smyth	GENERAL SHALE BRICK, INC.	Corporation	1986	25	0	0	25	0	0
AUSTRIA	Smyth	GENERAL SHALE BRICK, INC.	Corporation	1986	40	0	0	40	0	0
AUSTRIA	Smyth	GENERAL SHALE BRICK, INC.	Corporation	1986	18	0	0	18	0	0
AUSTRIA	King George	HAAS BELLE GROVE, INC.	Corporation	1987	573	327	0	171	0	75
AUSTRIA	Orange	HIMMELMAYER, KARIN	Individual	1987	106	0	85	21	0	0
AUSTRIA	Orange	GENERAL SHALE BRICK, INC.	Corporation	1988	105	0	0	80	25	0
AUSTRIA	Botetourt	GENERAL SHALE BRICK, INC.	Corporation	1994	135	0	60	75	0	0
AUSTRIA	Wythe	GENERAL SHALE BRICK, INC.	Corporation	1994	53	0	0	53	0	0
AUSTRIA	Wythe	GENERAL SHALE BRICK, INC.	Corporation	1994	116	0	0	116	0	0
AUSTRIA	Wythe	GENERAL SHALE BRICK, INC.	Corporation	1994	31	0	0	31	0	0
AUSTRIA	Scott	GENERAL SHALE BRICK, INC.	Corporation	1997	44	0	0	44	0	0
AUSTRIA	Scott	GENERAL SHALE BRICK, INC.	Corporation	1997	50	0	0	50	0	0
AUSTRIA	Scott	GENERAL SHALE BRICK, INC.	Corporation	1999	66	16	0	50	0	0
AUSTRIA	Wythe	GENERAL SHALE BRICK, INC.	Corporation	1999	19	0	9	10	0	0
AUSTRIA	Wythe	GENERAL SHALE BRICK, INC.	Corporation	2001	17	0	0	0	0	17
AUSTRIA	Scott	GENERAL SCHALE BRICK, INC.	Corporation	2004	31	0	0	0	31	0
AUSTRIA	Scott	HARLEY-CRAIG RANCHING, INC.	Corporation	2006	53	0	53	0	0	0
AUSTRIA	Scott	HARLEY-CRAIG RANCHING, INC.	Corporation	2006	37	0	37	0	0	0
AUSTRIA	Scott	HARLEY-CRAIG RANCHING, INC.	Corporation	2006	31	0	0	31	0	0
AUSTRIA	Scott	GENERAL SHALE BRICK, INC.	Corporation	2007	67	0	0	67	0	0
BAHAMAS	Loudoun	TOWN SERVICES LTD.	Corporation	1980	412	100	250	0	0	62
BAHAMAS	Louisa	SIMMONS, PATRICIA ANN MULLINS	Individual	1986	20	0	18	0	0	2
BELGIUM	Essex	AGHINA, ANTONIUS; & VAN WAGENBERG,FRANS	Partnership	1965	1574	0	51	200	725	598
BELGIUM	Frederick	UNIMIN CORPORATION	Corporation	1978	161	0	0	161	0	0
BELGIUM	Albemarle	MEURISSE, JACQUES & MARGARETHA	Individual	1979	15	10	0	2	0	3

BELGIUM	Loudoun	LIBEERT, JEAN	Individual	1979	183	152	10	17	0	4
BELGIUM	Frederick	UNIMIN CORPORATION	Corporation	1984	223	0	0	208	0	15
BELGIUM	Loudoun	L&K HOLDING, L.P.	Partnership	1992	28	0	0	27	1	0
BELGIUM	Loudoun	L&K HOLDING, L.P.	Partnership	1995	403	0	0	0	403	0
BELGIUM	Loudoun	L&K HOLDING, L.P.	Partnership	1995	1	1	0	0	0	0
BELGIUM	Frederick	UNIMIN CORPORATION	Corporation	2014	358	0	0	249	0	109
BERMUDA	Rappahannock	MOORE, MRS. J. MONTGOMERY	Individual	1978	16	0	6	10	0	0
BERMUDA	Rappahannock	MOORE, MRS. J. MONTGOMERY	Individual	1980	36	0	10	26	0	0
BERMUDA	Fauquier	EURO-PACIFIC INVESTMENTS LTD., TRUSTEE	Trust	1988	104	104	0	0	0	0
BRAZIL	Louisa	EDGE, LLC	Other	2001	255	0	90	160	0	5
CANADA	Buckingham	MORRISON, JUANITA M.	Individual	1968	38	0	0	38	0	0
CANADA	Montgomery	DORNEY, ROBERT S. & LINDSAY C.	Individual	1973	469	0	0	469	0	0
CANADA	Orange	BELVEDERE STABLES LTD.	Corporation	1978	159	0	100	59	0	0
CANADA	Loudoun	THULIUM FARM LTD. & WAPROP LTD.	Corporation	1979	215	153	0	50	0	12
CANADA	Grayson	MENDROWSKI, ABRAM	Individual	1980	66	0	0	60	6	0
CANADA	King William	FIRST & MERCHANTS NATL BANK (TRUSTEE)	Trust	1980	585	358	4	143	0	80
CANADA	Loudoun	WAPROP LTD.	Corporation	1982	8	0	0	8	0	0
CANADA	Albemarle	MCCONNELL, LOUISE	Individual	1986	130	0	61	66	0	3
CANADA	Culpeper	VAN EYCK, JEAN LUC	Individual	1988	27	0	20	7	0	0
CANADA	Bedford	BASSEL, ANGELINE	Individual	1991	115	50	50	10	0	5
CANADA	Rappahannock	ARMOUR, PETER TRUSTEE	Trust	1992	1	0	1	0	0	0
CANADA	Albemarle	MCCONNELL, MICHELE & CHRISTINE L.	Individual	1993	21	14	0	0	7	0
CANADA	Frederick	CHEMSTONE CORP.	Corporation	1994	693	250	289	154	0	0
CANADA	Shenandoah	CHEMSTONE CORP.	Corporation	1994	180	0	80	100	0	0
CANADA	Botetourt	CHEMSTONE CORP.	Corporation	1996	700	0	20	680	0	0
CANADA	Frederick	CHEMSTONE CORP.	Corporation	1996	262	112	0	0	0	150
CANADA	Pulaski	WARDEN, CHRISTINE A.	Individual	1998	26	10	10	5	0	1
CANADA	Fauquier	ZEIDLER, TANI	Individual	2000	53	48	0	0	0	5
CANADA	Loudoun	Wanie, Andrew Christian & Wanie, Lee Gordon Julia	Individual	2008	9	9	0	0	0	0
CANADA	Spotsylvania	Walton VA Alexanders Run, LP	Other	2013	150	0	0	150	0	0
CANADA	Washington	PREMNATH KANDIAH AND SHIRLEY ANN SUKHARRIE	Corporation	2013	23	0	0	23	0	0
CANADA	Brunswick	HANCOCK TIMBERLAND XII INC.	Corporation	2017	3444	0	0	3444	0	0
CANADA	Brunswick	HT XII TRS iNC	Corporation	2017	42	0	0	42	0	0
CANADA	Caroline	HANCOCK TIMBERLAND XII INC.	Corporation	2017	16	0	0	16	0	0
CANADA	Essex	HANCOCK TIMBERLAND XII INC.	Corporation	2017	154	0	0	154	0	0
CANADA	King and Queen	HANCOCK TIMBERLAND XII INC.	Corporation	2017	307	0	0	307	0	0
CANADA	King William	Invenergy Solar Development North America, LLC	Other	2017	437	437	0	0	0	0
CANADA	King William	HANCOCK TIMBERLAND XII INC.	Corporation	2017	2289	0	0	2289	0	0
CANADA	Lunenburg	HANCOCK TIMBERLAND XII INC.	Corporation	2017	7329	0	0	7329	0	0
CANADA	Lunenburg	HT XII TRS iNC	Corporation	2017	641	0	0	641	0	0
CANADA	Middlesex	HANCOCK TIMBERLAND XII INC.	Corporation	2017	147	0	0	147	0	0
CANADA	Prince Edward	HT XII TRS iNC	Corporation	2017	152	0	0	152	0	0
CANADA	Prince George	HANCOCK TIMBERLAND XII INC.	Corporation	2017	3122	0	0	3122	0	0
CANADA	Prince George	HT XII TRS iNC	Corporation	2017	551	0	0	551	0	0
CANADA	Surry	HANCOCK TIMBERLAND XII INC.	Corporation	2017	2980	0	0	2980	0	0
CANADA	Sussex	HANCOCK TIMBERLAND XII INC.	Corporation	2017	25	0	0	25	0	0
CANADA	Dinwiddie	Invenergy Solar Project Development, LLC	Other	2018	92	92	0	0	0	0
CANADA	Dinwiddie	Invenergy Solar Project Development, LLC	Other	2018	146	146	0	0	0	0
CANADA	Hanover	Invenergy Solar Project Development, LLC	Other	2018	1001	1001	0	0	0	0
CANADA	Hanover	Invenergy Solar Project Development, LLC	Other	2018	523	523	0	0	0	0
CANADA	Montgomery	Invenergy Solar Project Development, LLC	Other	2018	666	666	0	0	0	0
CANADA	Montgomery	Invenergy Solar Project Development, LLC	Other	2018	207	207	0	0	0	0
CANADA	Montgomery	Invenergy Solar Project Development, LLC	Other	2018	217	217	0	0	0	0
CANADA	Sussex	Invenergy Solar Project Development, LLC	Other	2018	352	352	0	0	0	0
CANADA	Sussex	Invenergy Solar Project Development, LLC	Other	2018	353	353	0	0	0	0
CANADA	Dinwiddie	Invenergy Solar Project Development, LLC	Other	2019	320	320	0	0	0	0
CANADA	King William	Invenergy Solar Project Development, LLC	Other	2019	909	909	0	0	0	0
CANADA	Northampton	Anne F. Walker and Charles O. Nicks	Individual	2019	60	50	0	7	2	1
CANADA	Dinwiddie	Invenergy Solar Project Development, LLC	Other	2020	4774	4774	0	0	0	0
CANADA	Hanover	Invenergy Solar Project Development, LLC	Other	2020	206	206	0	0	0	0
CANADA	Henry	Invenergy Solar Project Development, LLC	Other	2020	772	772	0	0	0	0
CANADA	Suffolk	JOHN HANCOCK LIFE INSURANCE COMPANY (U.S.A.)	Corporation	2020	2377	0	0	2377	0	0
CANADA	Chesapeake	Seven Cities Solar Energy, LLC	Other	2021	158	158	0	0	0	0
CANADA	Chesapeake	Seven Cities Solar Energy, LLC	Other	2021	174	174	0	0	0	0
CANADA	Dinwiddie	Invenergy Solar Project Development, LLC	Other	2021	1983	1983	0	0	0	0
CANADA	Montgomery	Invenergy Solar Project Development, LLC	Other	2021	320	320	0	0	0	0

CANADA	Montgomery	Invenergy Solar Project Development, LLC	Other	2021	182	182	0	0	0	0
CAYMAN ISLANDS	Albemarle	BARBOURSVILLE CORP.	Corporation	1976	172	18	54	100	0	0
CAYMAN ISLANDS	Orange	BARBOURSVILLE CORP.	Corporation	1976	531	180	143	194	0	14
CAYMAN ISLANDS	Albemarle	SANDERSTEAD INVESTMENT INC.	Corporation	1979	401	0	0	273	126	2
CAYMAN ISLANDS	Albemarle	SANDERSTEAD INVESTMENT INC.	Corporation	1980	35	0	0	0	35	0
CAYMAN ISLANDS	Southampton	MWF AZALEA, LLC	Other	2011	5761	0	0	5761	0	0
CAYMAN ISLANDS	Sussex	MWF AZALEA, LLC	Other	2011	7634	0	0	7634	0	0
CHANNEL ISLANDS	Albemarle	EDGEMONT FARM, LLC	Other	2003	570	125	125	315	0	5
CHILE	Fauquier	German A Noguera	Individual	2018	410	0	410	0	0	0
CHINA	Loudoun	UNITED PIONEER CORP., TRUSTEE	Corporation	1976	96	0	60	0	0	36
CHINA	Charlotte	LIN, CHIU-CHING, CHIUW-YUA, CHUIE-FANG AND KUO	Individual	2001	50	0	0	50	0	0
CHINA	Stafford	WALTON INTERNATIONAL GROUP (USA), INC	Corporation	2011	355	300	0	0	0	55
CHINA	Greensville	Murphy Brown LLC (Smithfield Foods)	Other	2013	1008	0	0	0	1008	0
CHINA	Isle of Wight	Murphy Brown LLC (Smithfield Foods)	Other	2013	2089	0	0	0	2089	0
CHINA	Southampton	Murphy Brown LLC (Smithfield Foods)	Other	2013	479	0	0	0	479	0
CHINA	Surry	Murphy Brown LLC (Smithfield Foods)	Other	2013	8534	0	0	0	8534	0
CHINA	Sussex	Murphy Brown LLC (Smithfield Foods)	Other	2013	1279	0	0	0	1279	0
DENMARK	Albemarle	NIELSON, PETER D.	Individual	1989	824	824	0	0	0	0
DENMARK	Albemarle	NIELSON, PETER D.	Individual	1989	157	0	0	157	0	0
DENMARK	Albemarle	NIELSEN, PETER D.	Individual	2002	21	0	0	0	21	0
EGYPT	Loudoun	ASSAAD, SOHEIR NOSHI	Individual	1980	157	132	25	0	0	0
EGYPT	Spotsylvania	LAND 'N HOMES, INC.	Corporation	1986	360	135	60	165	0	0
EGYPT	Spotsylvania	LAND 'N HOMES, INC.	Corporation	1987	310	60	110	135	0	5
FRANCE	Gloucester	SADOVIC, MICHAEL	Individual	1977	290	80	70	70	70	0
FRANCE	Patrick	PRIMTIMBER, INC.	Corporation	1978	7553	0	0	7553	0	0
FRANCE	Patrick	PRIMTIMBER, INC.	Corporation	1979	452	0	0	452	0	0
FRANCE	Charlotte	FOY, BERNARD & FAMILY	Partnership	1980	323	82	130	111	0	0
FRANCE	Louisa	OURADOU, JEAN	Individual	1980	105	53	0	52	0	0
FRANCE	Mecklenburg	FOY, BERNARD & FAMILY	Partnership	1980	70	0	10	60	0	0
FRANCE	Patrick	PRIMTIMBER, INC.	Corporation	1980	112	0	0	112	0	0
FRANCE	Patrick	PRIMTIMBER, INC.	Corporation	1980	68	0	0	68	0	0
FRANCE	Patrick	PRIMTIMBER, INC.	Corporation	1980	190	0	0	190	0	0
FRANCE	Patrick	PRIMTIMBER, INC.	Corporation	1981	70	0	0	70	0	0
FRANCE	Albemarle	DEVOS, HUGUETTE	Individual	1982	238	0	165	68	0	5
FRANCE	Patrick	PRIMTIMBER, INC.	Corporation	1982	97	0	0	97	0	0
FRANCE	Patrick	PRIMTIMBER, INC.	Corporation	1982	1	0	0	1	0	0
FRANCE	Madison	VAVIN PARTNERSHIP	Corporation	1983	44	44	0	0	0	0
FRANCE	Patrick	PRIMTIMBER, INC.	Corporation	1983	50	0	0	50	0	0
FRANCE	Patrick	PRIMTIMBER, INC.	Corporation	1983	32	0	0	32	0	0
FRANCE	Madison	VAVIN PARTNERSHIP	Corporation	1984	278	0	0	0	278	0
FRANCE	Patrick	PRIMTIMBER, INC.	Corporation	1985	3	0	0	3	0	0
FRANCE	Patrick	PRIMTIMBER, INC.	Corporation	1985	8	0	0	8	0	0
FRANCE	Patrick	PRIMTIMBER, INC.	Corporation	1985	23	0	0	23	0	0
FRANCE	Patrick	PRIMTIMBER, INC.	Corporation	1985	140	0	0	140	0	0
FRANCE	Patrick	PRIMTIMBER, INC.	Corporation	1985	58	0	0	58	0	0
FRANCE	Patrick	PRIMTIMBER, INC.	Corporation	1985	2	0	0	2	0	0
FRANCE	Patrick	PRIMTIMBER, INC.	Corporation	1985	42	0	0	42	0	0
FRANCE	Patrick	PRIMTIMBER, INC.	Corporation	1985	32	0	0	32	0	0
FRANCE	Frederick	REDLAND GENSTAR, INC.	Corporation	1986	359	52	189	118	0	0
FRANCE	Patrick	PRIMTIMBER, INC.	Corporation	1986	41	0	0	41	0	0
FRANCE	Patrick	PRIMTIMBER, INC.	Corporation	1986	41	0	0	41	0	0
FRANCE	Patrick	PRIMTIMBER, INC.	Corporation	1986	93	0	0	93	0	0
FRANCE	Patrick	PRIMTIMBER, INC.	Corporation	1986	10	0	0	10	0	0
FRANCE	Patrick	PRIMTIMBER, INC.	Corporation	1986	5	0	0	5	0	0
FRANCE	Orange	RAPIDAN RIVER VINEYARDS, INC.	Corporation	1987	161	150	0	9	0	2
FRANCE	Patrick	PRIMTIMBER, INC.	Corporation	1987	45	0	0	45	0	0
FRANCE	Loudoun	FOOD INVESTORS CORP.	Corporation	1988	224	38	42	139	0	5
FRANCE	Patrick	PRIMTIMBER, INC.	Corporation	1988	117	0	40	77	0	0
FRANCE	Patrick	PRIMTIMBER, INC.	Corporation	1988	5	0	0	5	0	0
FRANCE	Patrick	PRIMTIMBER, INC.	Corporation	1988	50	0	0	50	0	0
FRANCE	Patrick	PRIMTIMBER, INC.	Corporation	1988	19	0	0	19	0	0
FRANCE	Patrick	PRIMTIMBER, INC.	Corporation	1988	8	0	0	8	0	0
FRANCE	Patrick	PRIMLUMBER, INC.	Corporation	1989	10	0	10	0	0	0
FRANCE	Patrick	PRIMLUMBER, INC.	Corporation	1989	71	0	0	71	0	0
FRANCE	Patrick	PRIMTIMBER, INC.	Corporation	1989	230	0	0	230	0	0
FRANCE	Patrick	PRIMTIMBER, INC.	Corporation	1989	40	0	0	40	0	0

FRANCE	Patrick	PRIMTIMBER, INC.	Corporation	1989	30	0	0	28	0	2
FRANCE	Patrick	PRIMTIMBER, INC.	Corporation	1989	22	0	0	22	0	0
FRANCE	Patrick	PRIMTIMBER, INC.	Corporation	1989	169	0	0	169	0	0
FRANCE	Patrick	PRIMTIMBER, INC.	Corporation	1989	1	0	1	0	0	0
FRANCE	Patrick	PRIMTIMBER, INC.	Corporation	1989	15	0	0	15	0	0
FRANCE	Patrick	PRIMTIMBER, INC.	Corporation	1989	20	0	0	20	0	0
FRANCE	Carroll	PRIMTIMBER, INC.	Corporation	1990	72	0	62	10	0	0
FRANCE	Patrick	PRIMTIMBER, INC.	Corporation	1990	2	0	0	2	0	0
FRANCE	Patrick	PRIMTIMBER, INC.	Corporation	1990	5	0	0	5	0	0
FRANCE	Patrick	PRIMTIMBER, INC.	Corporation	1990	90	0	60	30	0	0
FRANCE	Patrick	PRIMTIMBER, INC.	Corporation	1990	50	0	0	20	30	0
FRANCE	Patrick	PRIMTIMBER, INC.	Corporation	1990	1	0	0	0	0	1
FRANCE	Patrick	PRIMTIMBER, INC.	Corporation	1990	14	0	7	7	0	0
FRANCE	Patrick	PRIMTIMBER, INC.	Corporation	1990	42	0	19	23	0	0
FRANCE	Patrick	PRIMTIMBER, INC.	Corporation	1990	125	0	0	125	0	0
FRANCE	Patrick	PRIMTIMBER, INC.	Corporation	1990	3	0	0	3	0	0
FRANCE	Patrick	PRIMTIMBER, INC.	Corporation	1990	22	0	0	22	0	0
FRANCE	Patrick	PRIMTIMBER, INC.	Corporation	1991	13	0	0	13	0	0
FRANCE	Patrick	PRIMTIMBER, INC.	Corporation	1992	122	0	22	100	0	0
FRANCE	Patrick	PRIMTIMBER, INC.	Corporation	1995	85	0	0	85	0	0
FRANCE	Richmond	MARCHAL, ANTOINE	Individual	1995	15	6	0	5	0	4
FRANCE	Patrick	PRIMTIMBER, INC.	Corporation	1997	23	0	0	21	0	2
FRANCE	Patrick	PRIMTIMBER, INC.	Corporation	1997	11	0	0	0	8	3
FRANCE	Patrick	PRIMTIMBER, INC.	Corporation	1997	20	0	0	12	0	8
FRANCE	Patrick	PRIMTIMBER, INC.	Corporation	1998	35	9	0	25	0	1
FRANCE	Patrick	PRIMTIMBER, INC.	Corporation	1999	45	15	0	29	0	1
FRANCE	Patrick	PRIMTIMBER, INC.	Corporation	1999	45	0	0	45	0	0
FRANCE	Patrick	PRIMTIMBER, INC.	Corporation	2000	5	0	0	5	0	0
FRANCE	Fauquier	COLTEN INVESTMENTS, INC.	Corporation	2001	433	30	300	100	0	3
FRANCE	Patrick	PRIMTIMBER, INC.	Corporation	2001	9	0	7	0	0	2
FRANCE	Patrick	PRIMTIMBER, INC.	Corporation	2003	14	0	7	7	0	0
FRANCE	Patrick	PRIMTIMBER, INC.	Corporation	2003	8	0	0	8	0	0
FRANCE	Patrick	PRIMTIMBER, INC.	Corporation	2003	206	0	161	40	0	5
FRANCE	Patrick	PRIMTIMBER, INC.	Corporation	2003	10	0	5	0	0	5
FRANCE	Fauquier	COLTEN INVESTMENTS, INC.	Corporation	2004	167	0	166	0	0	1
FRANCE	Patrick	PRIMTIMBER, INC.	Corporation	2005	24	0	0	24	0	0
FRANCE	Patrick	PRIMTIMBER, INC.	Corporation	2006	21	0	0	21	0	0
FRANCE	Patrick	PRIMTIMBER, INC.	Corporation	2007	23	0	17	6	0	0
FRANCE	Patrick	PRIMTIMBER, INC.	Corporation	2007	166	0	5	161	0	0
FRANCE	Patrick	PRIMTIMBER, INC.	Corporation	2009	106	0	65	39	0	2
FRANCE	Patrick	PRIMTIMBER, INC.	Corporation	2009	39	0	39	0	0	0
FRANCE	Patrick	PRIMTIMBER, INC.	Corporation	2011	81	0	0	81	0	0
FRANCE	Patrick	PRIMTIMBER, INC.	Corporation	2012	26	0	0	26	0	0
FRANCE	Patrick	PRIMTIMBER, INC.	Corporation	2012	26	0	0	26	0	0
FRANCE	Patrick	PRIMTIMBER, INC.	Corporation	2012	46	0	0	15	29	2
FRANCE	Mecklenburg	Bluestone Farm Solar, LLC	Other	2019	334	334	0	0	0	0
FRANCE	Pittsylvania	Whitehorn Solar, LLC	Other	2019	118	59	59	0	0	0
FRANCE	Pittsylvania	Whitehorn Solar, LLC	Other	2019	61	31	31	0	0	0
FRANCE	Pittsylvania	Whitehorn Solar, LLC	Other	2019	63	32	32	0	0	0
FRANCE	Pittsylvania	Whitehorn Solar, LLC	Other	2019	5	0	5	0	0	0
FRANCE	Pittsylvania	Whitehorn Solar, LLC	Other	2019	279	140	140	0	0	0
FRANCE	Pittsylvania	Whitehorn Solar, LLC	Other	2019	56	28	28	0	0	0
GERMANY	Loudoun	HORSTMANN ENTERPRISES, LTD.	Partnership	1976	343	80	200	40	0	23
GERMANY	Gloucester	RINECKER, INC.	Corporation	1978	25	0	0	25	0	0
GERMANY	Loudoun	WAGNER, HELMUT	Individual	1978	211	147	0	52	0	12
GERMANY	Louisa	GRUEBER, DR. NILS H.G.	Individual	1978	245	70	10	165	0	0
GERMANY	Orange	VON WULFFEN, LEVIN	Individual	1978	179	0	50	129	0	0
GERMANY	Orange	GUTH, GERHARD & SIGNE	Individual	1978	13	13	0	0	0	0
GERMANY	Orange	VON WILFFEN, HANS	Individual	1978	587	42	168	374	3	0
GERMANY	Albemarle	OAK HILL CORP.	Corporation	1979	35	0	35	0	0	0
GERMANY	Charles City	HEINRICH, HARLING K.G.	Partnership	1979	1200	0	0	1009	186	5
GERMANY	Clarke	BERZ, ALFRED & HEIDE	Individual	1979	130	0	120	10	0	0
GERMANY	Culpeper	STUMPF, ALFRED & PETRA	Individual	1979	257	0	145	112	0	0
GERMANY	Culpeper	MECKLINGER, GUNTHER & URSULA	Individual	1979	12	0	0	12	0	0
GERMANY	Culpeper	BEAUREGARD, LTD.	Partnership	1979	1524	1106	379	30	0	9
GERMANY	Culpeper	VON FEILITZSCH, BETTINA F.	Individual	1979	26	0	26	0	0	0

GERMANY	Frederick	SCHWEIGERT-FICHTER, CORNELIA	Individual	1979	58	0	58	0	0	0
GERMANY	Gloucester	ELMINGTON CREEK PROPERTIES, INC.	Corporation	1979	352	160	0	0	0	192
GERMANY	Gloucester	TIGER ENTERPRISES INC.	Corporation	1979	402	173	0	214	0	15
GERMANY	Mathews	SCHMITT, GERHART ET AL	Partnership	1979	273	160	0	108	0	5
GERMANY	Montgomery	BERNHOLZ, DR. PETER	Individual	1979	217	0	40	177	0	0
GERMANY	Rappahannock	VON FEILITZSCH, BETTINA F.	Individual	1979	280	0	150	100	0	30
GERMANY	Warren	HEUER, DIETRICH W.W. & KARIN	Individual	1979	155	0	50	105	0	0
GERMANY	Albemarle	EVERGREEN LAND TRUST	Trust	1980	149	0	143	0	6	0
GERMANY	Albemarle	HOPEWOOD CORP.	Corporation	1980	210	0	175	35	0	0
GERMANY	Botetourt	LEHIGH CEMENT CO LLC	Corporation	1980	91	0	91	0	0	0
GERMANY	Charles City	HEINRICH, HARLING K.G.	Partnership	1980	466	91	0	372	0	3
GERMANY	Fauquier	BLOCKER, KAISTEN & FEUERSTEIN & FLICHANSHI	Partnership	1980	198	70	40	50	0	38
GERMANY	Fluvanna	LUDEN INVESTMENTS, INC.	Corporation	1980	520	0	208	312	0	0
GERMANY	Northumberland	CHESAPEAKE FARM PARTNERSHIP	Partnership	1980	239	151	0	88	0	0
GERMANY	Rockbridge	THIES, ALFRED FRIEDRICH B.	Individual	1980	146	0	0	146	0	0
GERMANY	Bedford	MAIER, HELMUT & BERTA ELFRIEDE	Individual	1981	95	17	60	18	0	0
GERMANY	Bedford	LITZ, MANFRED AUGUST & GISELA	Individual	1981	63	11	52	0	0	0
GERMANY	Clarke	BERZ, ALFRED & HEIDE	Individual	1981	116	0	89	27	0	0
GERMANY	Culpeper	SAURMA, JOHANNES GRAF & ALEXANDRA GRAEFIN	Individual	1981	103	70	0	33	0	0
GERMANY	Fluvanna	TARNWOOD CORP. & HOPEWOOD CORP.	Partnership	1981	203	0	37	166	0	0
GERMANY	Fluvanna	TARNWOOD CORP.	Corporation	1981	239	0	120	119	0	0
GERMANY	Lee	DEPPE, WOLFGANG	Individual	1981	16	0	6	10	0	0
GERMANY	Culpeper	BEAUREGARD, LTD.	Partnership	1982	217	165	27	25	0	0
GERMANY	Fauquier	CHESTNUT LAWN FARM, INC.	Individual	1982	226	0	123	65	38	0
GERMANY	Middlesex	HAMMJE, B.H.	Individual	1982	17	5	0	11	0	1
GERMANY	Rockbridge	THIES, BERND, ERICH & KLAUS	Partnership	1982	345	106	83	146	0	10
GERMANY	Wise	WESTMORELAND COAL, CO.	Corporation	1982	1005	0	0	1005	0	0
GERMANY	Albemarle	CASATI, WALTER C.	Individual	1983	1265	0	520	745	0	0
GERMANY	Charles City	HEINRICH, HARLING K.G.	Partnership	1983	34	0	0	34	0	0
GERMANY	Essex	WELGER-MERKEL, HEINZ	Individual	1984	1009	0	800	0	209	0
GERMANY	Lancaster	POOEPINGHAUS, DR. KLAUS & ANITA	Individual	1984	226	18	0	190	0	18
GERMANY	Bedford	VON THADEN, JULIUS	Individual	1985	10	0	10	0	0	0
GERMANY	Clarke	PROFUNDUS VIRGINIA PROPERTIES, INC.	Corporation	1985	1734	109	932	30	653	10
GERMANY	Fauquier	MEISTER, BABETTE & ALFRED MEISTER	Individual	1985	28	0	13	0	15	0
GERMANY	Loudoun	K.H. RIEHN, TRUSTEE (VA LAND TRUST)	Trust	1988	31	0	0	0	31	0
GERMANY	Clarke	PROFUNDUS VIRGINIA PROPERTIES, INC.	Corporation	1989	720	564	150	0	0	6
GERMANY	Clarke	PROFUNDUS VIRGINIA PROPERTIES, INC.	Corporation	1990	24	0	24	0	0	0
GERMANY	Culpeper	HORSESHOE FARM-RAPIDAN, INC.	Corporation	1992	903	149	529	225	0	0
GERMANY	Buchanan		Corporation	1993	1	0	0	1	0	0
GERMANY	Buchanan		Corporation	1993	1	0	0	0	0	1
GERMANY	Culpeper	BEAUREGARD, LTD.	Partnership	1993	349	349	0	0	0	0
GERMANY	Orange	RAPIDAN RIVER PLANTATION, INC.	Corporation	1994	1560	800	500	260	0	0
GERMANY	Rappahannock	PLAYHOUSE CORP.	Corporation	1994	185	0	154	30	0	1
GERMANY	Rappahannock	VON FEILITZSCH, BETTINA F.	Individual	1994	197	0	108	64	0	25
GERMANY	Essex	HASSELHOF, GERT M.D.	Individual	1995	109	0	0	0	46	63
GERMANY	Rappahannock	PLAYHOUSE CORP.	Corporation	1995	60	0	60	0	0	0
GERMANY	Cumberland	American Property, LLC	Partnership	1996	313	0	174	139	0	0
GERMANY	Cumberland	American Property, LLC	Partnership	1996	160	0	100	60	0	0
GERMANY	Isle of Wight	SHOAL BAY, INC.	Corporation	1996	517	105	103	272	0	37
GERMANY	Albemarle	EVERGREEN LAND TRUST	Trust	1997	5	0	0	5	0	0
GERMANY	Mecklenburg	ENGEL, MARTIN	Individual	1997	322	131	0	191	0	0
GERMANY	Buchanan		Corporation	2002	110	0	0	110	0	0
GERMANY	Loudoun	GABY TRAUTE REINHARDT	Individual	2002	142	0	100	42	0	0
GERMANY	Tazewell	CNX GAS COMPANY	Corporation	2003	54	0	0	54	0	0
GERMANY	Tazewell	CNX GAS COMPANY	Corporation	2004	22	0	0	22	0	0
GERMANY	Cumberland	American Property, LLC	Partnership	2007	205	0	139	66	0	0
GERMANY	Cumberland	American Property, LLC	Partnership	2008	175	0	140	35	0	0
GERMANY	Cumberland	American Property, LLC	Partnership	2008	212	0	30	182	0	0
GERMANY	Culpeper	VON DER GOLTZ, HANS GRAF	Individual	2009	117	117	0	0	0	0
GERMANY	Charles City	Henry Trading LP	Partnership	2010	1821	274	0	1547	0	0
GERMANY	Charles City	Agro-Forest Trading LLC	Other	2010	1821	274	0	1547	0	0
GERMANY	Cumberland	American Property, LLC	Partnership	2010	170	0	63	107	0	0
GERMANY	Cumberland	American Property, LLC	Partnership	2010	273	0	200	73	0	0
GERMANY	Lunenburg	Dorothee L. Maxie	Individual	2011	77	0	0	31	0	46
GERMANY	Culpeper	Wedderburn Farm	Corporation	2018	335	302	10	15	5	3
GERMANY	Culpeper	Beauregard Farm, LP	Partnership	2019	55	55	0	0	0	0

GERMANY	Culpeper	Beauregard Farm, LP	Partnership	2019	58	58	0	0	0	0
GERMANY	Culpeper	Beauregard Farm, LP	Partnership	2019	86	86	0	0	0	0
GERMANY	Culpeper	Beauregard Farm, LP	Partnership	2019	5	5	0	0	0	0
GREECE	Culpeper	PAPADOPOULOS, CLEFThERIOSE	Individual	1980	20	0	0	20	0	0
GREECE	Stafford	AMYCLAE-USA, LTD.	Corporation	1988	147	0	0	147	0	0
GUATEMALA	Nottoway	CONE, MARGUARITA	Individual	1986	188	0	0	188	0	0
GUATEMALA	Prince George	Tiger Hill Holdings, IX, LLC	Other	2014	4637	1700	0	2937	0	0
INDIA	Montgomery	SHOCKLEY, HAZEL & FERNANDEZ, J.C.B.	Individual	1980	97	0	0	0	97	0
INDIA	Northumberland	MOSS, BEN SHADROCK	Individual	2004	89	70	0	14	5	0
IRAN (ISLAMIC F	Fauquier	KHALDAR, NADER	Individual	1984	112	0	0	112	0	0
IRAN (ISLAMIC F	Loudoun	MASUMI, AHMAD & MOHAMAD	Partnership	1987	99	99	0	0	0	0
ITALY	Hanover	ATTEMs, FEDERICO CHRISTIANO & HELGA	Partnership	1956	125	50	0	75	0	0
ITALY	Loudoun	PORVENIR ENTERPRISES, INC.	Corporation	1978	76	70	0	6	0	0
ITALY	Rappahannock	ZUCO, VINCENZO MARIA	Individual	1983	76	0	76	0	0	0
ITALY	Culpeper	CALIARI, PAOLO & DESIREE	Individual	1992	15	0	0	0	15	0
ITALY	Fluvanna	COMOTTO, ATTILIO G. & FRANCA TRIZIO	Individual	1992	104	0	40	62	0	2
ITALY	Louisa	PIERDOMINICI, GIVSEPPE	Individual	1996	138	0	55	83	0	0
ITALY	Culpeper	LEIPOLD, ANNA	Individual	1997	20	0	19	0	0	1
ITALY	Culpeper	LEIPOLD, ANNA	Individual	1999	60	0	60	0	0	0
ITALY	Grayson	AQUENERGY SYSTEMS, INC.	Corporation	2000	10	0	0	2	0	8
ITALY	Orange	BARBOURSVILLE WINERY, INC.	Corporation	2000	30	30	0	0	0	0
ITALY	Chesapeake	TWE Chesapeake Solar Project, LLC	Other	2016	176	176	0	0	0	0
ITALY	Chesapeake	Centerville Pike Solar Project, LLC	Other	2016	246	246	0	0	0	0
ITALY	Greensville	Greensville County Solar Project, LLC	Other	2016	400	229	0	83	88	0
ITALY	Suffolk	TWE Myrtle Solar Project, LLC	Other	2016	117	97	0	20	1	0
ITALY	Westmoreland	WMC Solar Holdings, LLC	Other	2017	161	112	0	0	49	0
ITALY	Greensville	Greensville County Solar Project, LLC	Other	2018	68	25	0	0	43	0
ITALY	Greensville	Greensville County Solar Project, LLC	Other	2018	47	23	0	16	8	0
ITALY	Greensville	Greensville County Solar Project, LLC	Other	2018	343	78	0	159	106	0
ITALY	Greensville	Greensville County Solar Project, LLC	Other	2018	217	21	0	188	3	5
ITALY	Suffolk	Kings Fork Solar Project, LLC	Other	2018	221	102	0	0	119	0
JAMAICA	Augusta	GREENE, SUSAN J.	Individual	1969	294	0	291	0	0	3
JAPAN	Fauquier	KISHIMOTO, MR. & MRS. MASAYUKI	Individual	1979	103	0	103	0	0	0
JAPAN	Roanoke	SEABOARD FOODS, INC.	Corporation	1982	44	0	44	0	0	0
JAPAN	Roanoke	SEABOARD FOODS, INC.	Corporation	1983	13	0	13	0	0	0
JAPAN	Essex	CANON U.S.A., INC.	Corporation	1989	220	180	0	0	0	40
JAPAN	Surry	SUNTORY WATER GOOUP, INC.	Corporation	1991	231	0	0	0	177	54
JAPAN	Fluvanna	DEKALB POULTRY RESEARCH INC.	Corporation	1995	144	0	0	0	144	0
JORDAN	Loudoun	DELMARK N.V.	Trust	1984	41	0	0	0	41	0
JORDAN	Loudoun	RODERICK CORP., N.V.	Corporation	1986	116	0	116	0	0	0
JORDAN	Culpeper	ASHGLOW CORPORATION N.V.	Corporation	1988	27	27	0	0	0	0
LEBANON	Giles	ATIEH, SABAT	Partnership	1979	25	0	0	25	0	0
LEBANON	Loudoun	D.A. DEVELOPMENT CORP., N.V.	Corporation	1979	615	464	0	0	0	151
LEBANON	Loudoun	D.A. DEVELOPMENT CORP., N.V.	Corporation	1980	138	138	0	0	0	0
LEBANON	Loudoun	D.A. DEVELOPMENT CORP., N.V.	Corporation	1980	3	3	0	0	0	0
LEBANON	Giles	ATTIE, RIAD	Individual	1981	92	7	43	42	0	0
LEBANON	Prince William	ABULHUSN, AJAJ J.	Individual	1982	139	100	0	39	0	0
LEBANON	Fauquier	MONTOURI, WARREN K. TRUSTEE	Trust	1985	998	0	350	647	0	1
LEBANON	Culpeper	EARL F. GLOCK, TRUSTEE	Trust	2000	129	129	0	0	0	0
LIBERIA	Culpeper	LIBERTY MANOR, INC.	Corporation	1978	525	0	0	0	525	0
LIBERIA	Loudoun	HALIFAX INVESTMENT, LTD.	Corporation	1980	59	0	59	0	0	0
LIBERIA	Loudoun	WASHINGTON-VA. TRAD. DEVELOP. SITES, INC.	Corporation	1981	334	321	0	13	0	0
LIBERIA	Loudoun	WASHINGTON-VA. TRAD. DEVELOP. SITES, INC.	Corporation	1981	1323	650	180	383	110	0
LIECHTENSTEIN	Loudoun	ETABLISSEMENT FORESTIER	Corporation	1978	128	108	10	0	0	10
LIECHTENSTEIN	Clarke	FRANKLIN ENTERPRISES, INC.	Corporation	1989	249	249	0	0	0	0
LIECHTENSTEIN	Chesapeake	GREEN SEA FARMS CORPORATION	Corporation	2012	968	221	0	747	0	0
LUXEMBOURG	Fauquier	TECHNICHEM, INC.	Corporation	1979	466	0	380	86	0	0
LUXEMBOURG	Nelson	E.W.G. CORP.	Corporation	1980	1020	0	460	553	0	7
LUXEMBOURG	Nelson	E.W.G. CORP.	Corporation	1982	8	0	0	5	0	3
LUXEMBOURG	Amherst	E.W.G. CORP.	Corporation	1993	456	0	178	272	0	6
LUXEMBOURG	Nelson	E.W.G. CORP.	Corporation	1993	440	80	45	115	195	5
LUXEMBOURG	Nelson	E.W.G. CORP.	Corporation	2000	1	0	0	0	1	0
LUXEMBOURG	Suffolk	Bavarian Timber 2015, LLC	Other	2017	1339	0	0	1339	0	0
LUXEMBOURG	Brunswick	Imphal Timber, LLC	Other	2018	3906	0	0	3906	0	0
LUXEMBOURG	Charlotte	Imphal Timber, LLC	Other	2018	2989	0	0	2989	0	0
LUXEMBOURG	Dinwiddie	Imphal Timber, LLC	Other	2018	2052	0	0	2052	0	0

LUXEMBOURG	Mecklenburg	Imphal Timber, LLC	Other	2018	171	0	0	171	0	0
LUXEMBOURG	Prince Edward	Imphal Timber, LLC	Other	2018	416	0	0	416	0	0
NETHERLANDS	Accomack	VAN WAGENBERG, FRANS P.A.M.	Individual	1969	343	130	8	142	0	63
NETHERLANDS	Loudoun	KOPPEN, HENRICK J.	Individual	1973	48	34	11	0	3	0
NETHERLANDS	Loudoun	RIVERWOOD INVEST. CO.	Corporation	1977	146	0	126	10	0	10
NETHERLANDS	Fauquier	SERDAN, HANSA, LLOYD CO., N.V.	Corporation	1978	1367	700	300	300	0	67
NETHERLANDS	Nelson	WILTON CORP., N.V.	Corporation	1978	1214	125	175	0	0	914
NETHERLANDS	Bedford	ASHBY, N.V.	Corporation	1979	136	0	68	0	0	68
NETHERLANDS	Loudoun	DULLES PROPERTY TRUST	Trust	1979	447	18	0	164	0	265
NETHERLANDS	Orange	BOEKDRUKKER, HANS	Individual	1979	171	0	80	70	18	3
NETHERLANDS	Fairfax	FRANKLIN FARM PARTNER.	Partnership	1980	823	704	37	0	0	82
NETHERLANDS	Lancaster	VIRGINIA MEXTRUST	Trust	1980	108	0	0	91	0	17
NETHERLANDS	Loudoun	SOUTHDAL CORP., N.V.	Individual	1980	614	614	0	0	0	0
NETHERLANDS	Loudoun	FAIRFARM, INC.	Corporation	1980	595	0	595	0	0	0
NETHERLANDS	Loudoun	DAL-SHAR ACRES LTD. PTNRSHP.	Corporation	1980	120	120	0	0	0	0
NETHERLANDS	Lynchburg	ASHBY, N.V.	Corporation	1980	265	150	110	5	0	0
NETHERLANDS	Fauquier	MME FARMS, N.V.	Corporation	1981	683	0	0	0	683	0
NETHERLANDS	Fauquier	MME FARMS, N.V.	Corporation	1981	239	0	0	0	239	0
NETHERLANDS	Fauquier	MME FARMS, N.V.	Corporation	1981	222	0	0	0	222	0
NETHERLANDS	Loudoun	MME FARMS, N.V.	Corporation	1981	385	0	0	0	385	0
NETHERLANDS	Loudoun	TAMWORTH, LTD., CORP.	Corporation	1981	185	0	80	40	0	65
NETHERLANDS	Loudoun	BEUS, N.V.	Corporation	1981	475	0	0	0	475	0
NETHERLANDS	Montgomery	CEDAR ORCHARD CORP.	Corporation	1981	154	0	154	0	0	0
NETHERLANDS	Roanoke	VALLEY VIEW ASSOCIATES, LTD.	Partnership	1982	86	0	0	0	86	0
NETHERLANDS	Loudoun	TAMWORTH, LTD., CORP.	Corporation	1983	40	0	0	40	0	0
NETHERLANDS	Culpeper	GIESECKE, MARINA A.	Individual	1994	8	0	0	0	8	0
NETHERLANDS	Rappahannock	GIESECKE, MARINA A.	Individual	1994	2	0	1	1	0	0
NETHERLANDS	Greensville	DESTADT, G.N. VAN	Individual	1997	128	53	0	75	0	0
NETHERLANDS	Goochland	SOUTHBURY CORPORATION	Corporation	2001	222	0	95	115	1	11
NETHERLANDS	Brunswick	STONEWALL TIMBERLANDS, LLC	Other	2012	13712	0	0	13712	0	0
NETHERLANDS	Mecklenburg	STONEWALL TIMBERLANDS, LLC	Other	2012	19	0	0	19	0	0
NEW ZEALAND	Lunenburg	FOSTON, GEOFFREY	Individual	2008	124	0	50	74	0	0
NORWAY	Louisa	Heimer, Hanne-Bjorg	Trust	2007	200	75	68	57	0	0
PANAMA	Loudoun	CORRO, PEDRO	Individual	1966	39	0	20	19	0	0
PANAMA	Fairfax	BRISTOL, N.V.	Corporation	1981	118	80	0	0	0	38
PANAMA	Fairfax	BRISTOL, N.V.	Corporation	1981	153	112	0	0	0	41
PANAMA	King William	BRATTON INVESTMENTS N.V.	Corporation	1983	1696	850	350	0	496	0
PHILIPPINES	Giles	BORILLO, ROMEO B.	Individual	1976	193	0	193	0	0	0
PHILIPPINES	Giles	BORILLO, ROMEO B.	Individual	1978	19	0	17	0	0	2
PHILIPPINES	Richmond	CONCEPSION, RUDY & NIEVA	Individual	1979	34	12	0	22	0	0
PHILIPPINES	Caroline	MUNOZ, FAMILY	Partnership	1992	252	56	0	136	0	60
PORTUGAL	Rockingham	DAPONTE, JOE CALROS & GRACE MARIE	Individual	1987	20	0	17	0	0	3
PORTUGAL	Carroll	Horizon Wind Energy, LLC	Other	2011	55	0	0	0	55	0
PORTUGAL	Carroll	Horizon Wind Energy, LLC	Other	2011	44	0	0	0	44	0
PORTUGAL	Carroll	Horizon Wind Energy, LLC	Other	2012	269	0	0	0	269	0
PORTUGAL	Carroll	Horizon Wind Energy, LLC	Other	2012	81	0	0	0	81	0
PORTUGAL	Carroll	Horizon Wind Energy, LLC	Other	2012	231	0	0	175	56	0
PORTUGAL	Carroll	EDP Renewables North America LLC (formerly Horizc	Other	2016	40	0	0	0	0	40
QATAR	Loudoun	ALLIED LAND CO.	Corporation	1988	219	0	0	219	0	0
RUSSIAN FEDER	Rockingham	CHULKOV, GEORGIY & TAMARA	Individual	1996	11	5	0	6	0	0
SAUDI ARABIA	Loudoun	LEEGATE CORP.	Corporation	1979	377	40	0	0	0	337
SAUDI ARABIA	Loudoun	ATLANTIC COAST PROP.	Corporation	1981	175	30	90	55	0	0
SAUDI ARABIA	Fairfax	EVANS, TWENTY EIGHT, INC., N.V.	Corporation	1984	111	50	48	11	0	2
SAUDI ARABIA	Warren	HUSSEINI, MARWAN R.	Individual	1985	29	0	17	12	0	0
SAUDI ARABIA	Loudoun	MJ-LOUDUN L.P.	Partnership	1988	387	0	0	0	387	0
SAUDI ARABIA	Stafford	HORSE PEN L.P.	Partnership	1988	314	0	0	314	0	0
SAUDI ARABIA	Fauquier	AL-SOWAYEL, NAILA	Individual	2006	52	50	0	0	0	2
SOUTH AFRICA	Loudoun	ELKON, MICHAEL & JOAN B.	Individual	1982	17	17	0	0	0	0
SOUTH AFRICA	Mecklenburg	Mastin, Keller, Pinion & Vestal	Other	2015	27	0	0	27	0	0
SPAIN	Shenandoah	BERG, WILLIAM E.J.	Individual	1978	66	32	0	0	0	34
SPAIN	Fauquier	DE OJEDA, JAIME	Individual	1992	54	0	0	54	0	0
SPAIN	Culpeper	PUECH, MARIA R.	Individual	1995	37	0	0	0	37	0
SPAIN	Botetourt	GORICA ASESORES, S.L.	Other	2006	4672	0	0	4672	0	0
SWEDEN	Accomack	KIERKEMAWN, SUEND-V. & BARBRO MARIDANNG	Individual	1979	22	17	0	3	0	2
SWEDEN	Fauquier	HUME PROPERTIES	Corporation	1980	226	40	185	0	0	1
SWEDEN	Pulaski	VOLVO WHITE TRUCK CORP.	Corporation	1981	292	233	0	0	0	59

SWEDEN	Culpeper	ULLE, CURT & CORIN	Individual	1982	328	83	195	0	30	20
SWEDEN	Madison	LUNDIN, SVEN-ERIK & SVEN-GORAN	Individual	1982	335	0	159	176	0	0
SWEDEN	Orange	EDSTRAND, ELSA L.A.	Individual	1988	127	0	127	0	0	0
SWEDEN	Albemarle	EDSTRAND, ELSA L.A.	Individual	1989	247	0	0	0	247	0
SWITZERLAND	Suffolk	NESTLE' COMPANY	Corporation	1955	72	72	0	0	0	0
SWITZERLAND	Madison	HABLUTZEL, RUDOLPH & REGINA	Individual	1973	125	0	90	35	0	0
SWITZERLAND	Cumberland	BURCKHURDT, ARNO	Individual	1974	200	40	0	160	0	0
SWITZERLAND	Fauquier	LENNMAN, LENNART ET AL	Estate	1975	47	0	47	0	0	0
SWITZERLAND	Augusta	SPOTTSWOOD FARM, INC.	Corporation	1976	175	80	80	15	0	0
SWITZERLAND	Fauquier	CUMMINGS INVESTMENT ASSOCIATES, INC.	Corporation	1976	339	187	0	0	152	0
SWITZERLAND	Fauquier	LENNMAN, LENNART ET AL	Estate	1976	149	0	149	0	0	0
SWITZERLAND	Loudoun	ROSEMONT CORP.	Corporation	1976	300	143	114	31	0	12
SWITZERLAND	Fauquier	CUMMINGS INVESTMENT ASSOCIATES, INC.	Corporation	1977	16	0	0	0	0	16
SWITZERLAND	Loudoun	LOUDDOWN ACRES N.V.	Corporation	1977	389	283	0	100	0	6
SWITZERLAND	Loudoun	HAZOUT, S.A.	Corporation	1979	296	200	0	60	0	36
SWITZERLAND	Culpeper	H.L. FARM, L.L.C.	Corporation	1980	1148	606	167	362	13	0
SWITZERLAND	Culpeper	H.L. FARM, L.L.C.	Corporation	1981	119	36	74	6	0	3
SWITZERLAND	Culpeper	H.L. FARM, L.L.C.	Corporation	1981	236	158	0	73	0	5
SWITZERLAND	Loudoun	WOODBURN ESTATE, A.G., ZUG	Corporation	1981	416	132	150	104	0	30
SWITZERLAND	Loudoun	COURTLAND FARM, INC.	Corporation	1981	988	320	319	340	0	9
SWITZERLAND	Southampton	FAVE, CARL-PHILLIP	Individual	1986	125	40	0	85	0	0
SWITZERLAND	Southampton	FAVE, LUKAS	Individual	1986	232	131	0	101	0	0
SWITZERLAND	Rockbridge	THIES, A.G.	Corporation	1988	175	25	100	50	0	0
SWITZERLAND	Southampton	FAVE, LUCAS & CARL PHILIPP	Partnership	1989	384	193	0	191	0	0
SWITZERLAND	Campbell	KAUSSENER, WALTER KURT	Individual	1993	92	30	13	48	1	0
SWITZERLAND	Madison	CHANRICK, INC.	Corporation	1994	1043	100	200	743	0	0
SWITZERLAND	Loudoun	HAZOUT, S.A.	Corporation	1995	28	0	0	0	28	0
SWITZERLAND	Madison	CHANRICK, INC.	Corporation	1995	1	0	1	0	0	0
SWITZERLAND	Madison	CHANRICK, INC.	Corporation	1996	245	40	75	130	0	0
SWITZERLAND	Albemarle	HORSESHOE FARM, INC.	Corporation	1997	206	0	206	0	0	0
SWITZERLAND	Albemarle	HORSESHOE FARM, INC.	Corporation	1999	23	0	23	0	0	0
SWITZERLAND	Southampton	FAVE LAND CORPORATION	Corporation	2003	109	109	0	0	0	0
SWITZERLAND	Lee	MONIKA FRAUENFELDER	Individual	2006	105	0	40	0	30	35
SWITZERLAND	Patrick	PRIMTIMBER, INC.	Corporation	2010	20	0	0	18	2	0
THAILAND	Rappahannock	AMRANAND, MR. & MRS. PROK	Individual	1991	12	0	0	11	1	0
UNITED KINGDC	Clarke	DOLE, CHRISSIE LINDSAY	Individual	1972	69	0	69	0	0	0
UNITED KINGDC	Fauquier	BELVOIR FARM, INC.	Corporation	1976	856	557	299	0	0	0
UNITED KINGDC	Rappahannock	ROY, DEREK H.	Individual	1978	197	40	64	0	0	93
UNITED KINGDC	Albemarle	SCOTT, ALAN J.	Individual	1979	99	0	59	40	0	0
UNITED KINGDC	Madison	HARRIS, PETER W.	Individual	1979	766	343	250	173	0	0
UNITED KINGDC	Cumberland	FALLGOOD, LTD.	Corporation	1981	224	0	125	90	0	9
UNITED KINGDC	Madison	FOSS, CHRISTOPHER JOHN & JANET MARY	Individual	1981	10	0	10	0	0	0
UNITED KINGDC	Orange	BLUE RUN CORP.	Corporation	1981	635	260	0	375	0	0
UNITED KINGDC	Shenandoah	HUCKER, ANTHONY J. & DONALD K. JOHNSON, TR	Trust	1981	92	4	0	0	86	2
UNITED KINGDC	Greene	HEYTHROP CORP.	Corporation	1984	105	20	45	40	0	0
UNITED KINGDC	Fauquier	KLEIN, STEFAN G.	Individual	1985	33	0	33	0	0	0
UNITED KINGDC	Botetourt	TARMAC-LONESTAR, INC.	Corporation	1986	255	0	255	0	0	0
UNITED KINGDC	Botetourt	TARMAC-LONESTAR, INC.	Corporation	1986	260	0	260	0	0	0
UNITED KINGDC	Greene	NIMBUS RECORDS, INC.	Corporation	1986	266	0	76	185	0	5
UNITED KINGDC	Shenandoah	CUNNINGHAM, RAYMOND	Individual	1986	224	70	30	124	0	0
UNITED KINGDC	Fauquier	PERCURIO HOLDINGS LIMITED	Corporation	1988	657	568	0	88	0	1
UNITED KINGDC	Frederick	NEWMAN, MARK F.	Individual	1988	7	0	0	6	0	1
UNITED KINGDC	Hanover	MILESTONE MATERIALS, INC.	Corporation	1988	63	63	0	0	0	0
UNITED KINGDC	Rappahannock	ALBERT, REVEL GUEST	Individual	1988	202	0	100	102	0	0
UNITED KINGDC	Madison	HENRY-MAY, HUGH & ROSEMARY	Individual	1989	40	0	40	0	0	0
UNITED KINGDC	King and Queen	PAMUNKEY LAND CO., LTD.	Partnership	1990	115	0	0	115	0	0
UNITED KINGDC	Fauquier	BELVOIR FARM, INC.	Corporation	1991	50	40	0	10	0	0
UNITED KINGDC	Albemarle	BARRETT, RICHARD & NANCY V.	Individual	1992	20	0	0	20	0	0
UNITED KINGDC	Fauquier	INSTONE, PETER D & ROGER G BROWN	Trust	1993	45	0	0	45	0	0
UNITED KINGDC	Virginia Beach	KEATS LIMITED	Corporation	1995	54	0	0	0	54	0
UNITED KINGDC	Chesapeake	CONCRETE PIPE AND PRODUCTS CO. INCORP.	Corporation	1997	26	0	0	5	0	21
UNITED KINGDC	Hanover	CONCRETE PIPE AND PRODUCTS CO. INCORP.	Corporation	1997	90	0	0	49	0	41
UNITED KINGDC	Richmond	CONCRETE PIPE AND PRODUCTS CO. INCORP.	Corporation	1997	76	0	0	50	0	26
UNITED KINGDC	Chesapeake	HANSON PIPE & PRODUCTS, INC.	Corporation	1999	26	0	0	5	0	21
UNITED KINGDC	Hanover	HANSON PIPE & PRODUCTS, INC.	Corporation	1999	90	0	0	49	0	41
UNITED KINGDC	Richmond	HANSON PIPE & PRODUCTS, INC.	Corporation	1999	76	0	0	50	0	26

UNITED KINGDC Tazewell	BP Wind Energy North America Inc	Corporation	2009	2560	0	0	2479	81	0
UNITED KINGDC Albemarle	Cherry Tree Timber LLC	Other	2014	258	0	0	258	0	0
UNITED KINGDC Amelia	Cherry Tree Timber LLC	Other	2014	2101	0	0	2101	0	0
UNITED KINGDC Buckingham	Cherry Tree Timber LLC	Other	2014	630	0	0	630	0	0
UNITED KINGDC Charles City	Cherry Tree Timber LLC	Other	2014	404	0	0	404	0	0
UNITED KINGDC Charlotte	Cherry Tree Timber LLC	Other	2014	2900	0	0	2900	0	0
UNITED KINGDC Cumberland	Cherry Tree Timber LLC	Other	2014	695	0	0	695	0	0
UNITED KINGDC Essex	Cherry Tree Timber LLC	Other	2014	907	0	0	907	0	0
UNITED KINGDC Essex	Cherry Tree Timber LLC	Other	2014	907	0	0	907	0	0
UNITED KINGDC Fluvanna	Cherry Tree Timber LLC	Other	2014	599	0	0	599	0	0
UNITED KINGDC Greenville	Lambeth Timber, LLC	Other	2014	28	0	0	28	0	0
UNITED KINGDC Isle of Wight	Lambeth Timber, LLC	Other	2014	387	0	0	387	0	0
UNITED KINGDC King and Queen	Cherry Tree Timber LLC	Other	2014	1864	0	0	1864	0	0
UNITED KINGDC King and Queen	Cherry Tree Timber LLC	Other	2014	1864	0	0	1864	0	0
UNITED KINGDC King William	Cherry Tree Timber LLC	Other	2014	2231	0	0	2231	0	0
UNITED KINGDC King William	Cherry Tree Timber LLC	Other	2014	2362	0	0	2362	0	0
UNITED KINGDC Lancaster	Cherry Tree Timber LLC	Other	2014	240	0	0	240	0	0
UNITED KINGDC Lunenburg	Cherry Tree Timber LLC	Other	2014	3281	0	0	3281	0	0
UNITED KINGDC Mathews	Cherry Tree Timber LLC	Other	2014	298	0	0	298	0	0
UNITED KINGDC Mathews	Cherry Tree Timber LLC	Other	2014	298	0	0	298	0	0
UNITED KINGDC Mecklenburg	Lambeth Timber, LLC	Other	2014	152	0	0	152	0	0
UNITED KINGDC Middlesex	Cherry Tree Timber LLC	Other	2014	897	0	0	897	0	0
UNITED KINGDC Northumberland	Cherry Tree Timber LLC	Other	2014	747	0	0	747	0	0
UNITED KINGDC Prince George	Lambeth Timber, LLC	Other	2014	9	0	0	9	0	0
UNITED KINGDC Richmond	Cherry Tree Timber LLC	Other	2014	1290	0	0	1290	0	0
UNITED KINGDC Southampton	Lambeth Timber, LLC	Other	2014	238	0	0	238	0	0
UNITED KINGDC Spotsylvania	Cherry Tree Timber LLC	Other	2014	3752	0	0	3752	0	0
UNITED KINGDC Suffolk	Lambeth Timber, LLC	Other	2014	242	0	0	242	0	0
UNITED KINGDC Sussex	Lambeth Timber, LLC	Other	2014	936	0	0	936	0	0
UNITED KINGDC Albemarle	Guy Pelly	Individual	2018	414	0	150	264	0	0
UNITED KINGDC Albemarle	John Mark Brimacombe and Janeen Michele Brimac	Individual	2019	50	0	0	35	13	2
VENEZUELA Nottoway	SAILOR'S CREEK TRUST	Trust	1979	921	60	0	861	0	0
VENEZUELA Grayson	NOUT, GERARD & GLORIA	Individual	1980	313	72	151	90	0	0
VENEZUELA Fauquier	LOMITA INTERNATIONAL, N.V.	Corporation	1981	13	0	10	2	0	1
VENEZUELA Fauquier	LOMITA INTERNATIONAL, N.V.	Corporation	1982	11	0	8	0	0	3
VENEZUELA Fauquier	LOMITA INTERNATIONAL, N.V.	Corporation	1982	4	0	3	0	0	1
VENEZUELA Cumberland	Agropecuaria Isadago, LLC	Other	2011	64	0	0	0	64	0
VIRGIN ISLANDS Loudoun	GLASGOW INVESTMENTS	Corporation	1979	235	0	235	0	0	0
VIRGIN ISLANDS Albemarle	WHITE DIAMON, LTD.	Corporation	1992	786	241	380	133	0	32
VIRGIN ISLANDS Albemarle	HORESHOE FARM, INC.	Corporation	1997	206	0	206	0	0	0
VIRGIN ISLANDS Fauquier	SMITH'S DIANA M. (MALCOLM)	Individual	1997	48	20	28	0	0	0
VIRGIN ISLANDS Albemarle	WROTTESELEY LIMITED	Corporation	2003	47	0	0	14	32	1

Sum of All Crop Land	Sum of All Pasture Land	Sum of All Forest Land	Sum of All Other Ag Land	Sum of All Other Non-Ag Land
40349.4	24145.9	163356.7	26642.2	4999.0

APPENDIX 2

Report 2

U.S. Agricultural and NonAgricultural Landholdings (Acres) by Country of Foreign Investor
and by State and County as of December 31, 2021

State Name	County Name	Canada	Netherlands	Italy	United Kingdom	Germany	All Others	Totals
Virginia	Accomack	0	343	0	0	0	22	365
	Albemarle	151	0	0	840	1,664	4,454	7,109
	Amelia	0	0	0	2,101	0	0	2,101
	Amherst	0	0	0	0	0	1,579	1,579
	Augusta	0	0	0	0	0	469	469
	Bedford	115	136	0	0	168	0	419
	Botetourt	700	0	0	515	91	4,807	6,113
	Brunswick	3,486	13,712	0	0	0	3,906	21,104
	Buchanan	0	0	0	0	112	1,563	1,675
	Buckingham	38	0	0	630	0	0	668
	Campbell	0	0	0	0	0	92	92
	Caroline	16	0	0	0	0	252	268
	Carroll	0	0	0	0	0	792	792
	Charles City	0	0	0	404	5,342	772	6,518
	Charlotte	0	0	0	2,900	0	3,362	6,262
	Chesapeake	332	0	422	52	0	1,872	2,678
	Clarke	0	0	0	69	2,724	249	3,042
	Culpeper	27	8	95	0	4,047	2,569	6,746
	Cumberland	0	0	0	919	1,508	264	2,691
	Dinwiddie	7,314	0	0	0	0	2,052	9,366
	Essex	154	0	0	1,814	1,118	2,195	5,281
	Fairfax	0	823	0	0	0	382	1,205
	Fauquier	53	2,511	0	1,641	452	4,583	9,240
	Fluvanna	0	0	104	599	962	144	1,809
	Frederick	955	0	0	7	58	1,101	2,121
	Giles	0	0	0	0	0	329	329
	Gloucester	0	0	0	0	779	290	1,069
	Goochland	0	222	0	0	0	0	222
	Grayson	66	0	10	0	0	313	389
	Greene	0	0	0	371	0	0	371
	Greensville	0	128	1,075	28	0	1,008	2,239
	Hanover	1,730	0	125	243	0	0	2,098
	Henry	772	0	0	0	0	0	772
Isle of Wight	0	0	0	387	517	7,301	8,205	
King and Queen	307	0	0	3,844	0	928	5,079	

Report 2

U.S. Agricultural and NonAgricultural Landholdings (Acres) by Country of Foreign Investor
and by State and County as of December 31, 2021

State Name	County Name	Canada	Netherlands	Italy	United Kingdom	Germany	All Others	Totals
Virginia	King George	0	0	0	0	0	573	573
	King William	4,220	0	0	4,592	0	1,696	10,508
	Lancaster	0	108	0	240	226	0	574
	Lee	0	0	0	0	16	105	121
	Loudoun	232	3,055	76	0	727	9,094	13,184
	Louisa	0	0	138	0	245	580	963
	Lunenburg	7,970	0	0	3,281	77	124	11,452
	Lynchburg	0	265	0	0	0	0	265
	Madison	0	0	0	816	0	2,071	2,887
	Mathews	0	0	0	595	273	0	868
	Mecklenburg	0	19	0	152	322	601	1,094
	Middlesex	147	0	0	897	17	0	1,061
	Montgomery	2,061	154	0	0	217	97	2,529
	Nelson	0	1,214	0	0	0	3,480	4,694
	New Kent	0	0	0	0	0	278	278
	Northampton	60	0	0	0	0	0	60
	Northumberland	0	0	0	747	239	89	1,075
	Nottoway	0	0	0	0	0	1,109	1,109
	Orange	159	171	30	635	2,339	1,030	4,364
	Patrick	0	0	0	0	0	11,558	11,558
	Pittsylvania	0	0	0	0	0	582	582
	Prince Edward	152	0	0	0	0	416	568
	Prince George	3,673	0	0	9	0	15,068	18,751
	Prince William	0	0	0	0	0	139	139
	Pulaski	26	0	0	0	0	292	318
	Rappahannock	1	2	76	399	722	469	1,669
	Richmond	0	0	0	1,442	0	49	1,491
	Roanoke	0	86	0	0	0	57	143
	Rockbridge	0	0	0	0	491	293	784
	Rockingham	0	0	0	0	0	211	211
	Scott	0	0	0	0	0	379	379
	Shenandoah	180	0	0	316	0	66	562
	Smyth	0	0	0	0	0	83	83
Southampton	0	0	0	238	0	7,090	7,328	
Spotsylvania	150	0	0	3,752	0	670	4,572	

Report 2

**U.S. Agricultural and NonAgricultural Landholdings (Acres) by Country of Foreign Investor
and by State and County as of December 31, 2021**

State Name	County Name	Canada	Netherlands	Italy	United Kingdom	Germany	All Others	Totals
Virginia	Stafford	0	0	0	0	0	919	919
	Suffolk	2,377	0	338	242	0	1,411	4,368
	Surry	2,980	0	0	0	0	8,765	11,745
	Sussex	730	0	0	936	0	8,913	10,579
	Tazewell	0	0	0	2,560	76	0	2,636
	Virginia Beach	0	0	0	54	0	0	54
	Warren	0	0	0	0	155	29	184
	Washington	23	0	0	0	0	0	23
	Westmoreland	0	0	161	0	0	0	161
	Wise	0	0	0	0	1,005	0	1,005
Wythe	0	0	0	0	0	537	537	
State Totals:		41,357	22,957	2,650	39,266	26,689	126,574	259,493

Data from 2021 Foreign Holdings of U.S. Agricultural Land through December 31, 2021. Report 2 - U.S Agricultural and NonAgricultural Landholdings (Acres) by Country of Foreign Investor and by State and Country as of December 31, 2021

APPENDIX 3

Report 3

U.S. Landholdings by Foreign Investors by Type of Land Use
and by State and County as of December 31, 2021

State Name	County Name	Number of Parcels	Acres in Cropland	Acres in Pasture	Acres in Forest	Acres in Other Ag	Acres in Non Ag	Total Acres
Virginia	Accomack	2	147	8	145	0	65	365
	Albemarle	30	1,232	2,706	2,622	487	62	7,109
	Amelia	1	0	0	2,101	0	0	2,101
	Amherst	2	0	178	1,395	0	6	1,579
	Augusta	2	80	371	15	0	3	469
	Bedford	5	78	240	28	0	73	419
	Botetourt	6	0	686	5,427	0	0	6,113
	Brunswick	4	0	0	21,104	0	0	21,104
	Buchanan	4	0	0	111	1,563	1	1,675
	Buckingham	2	0	0	668	0	0	668
	Campbell	1	30	13	48	1	0	92
	Caroline	2	56	0	152	0	60	268
	Carroll	7	0	62	185	505	40	792
	Charles City	8	639	0	4,975	896	8	6,518
	Charlotte	4	82	130	6,050	0	0	6,262
	Chesapeake	8	975	0	1,661	0	42	2,678
	Clarke	7	922	1,384	67	653	16	3,042
	Culpeper	28	3,501	1,651	920	633	41	6,746
	Cumberland	11	40	971	1,607	64	9	2,691
	Dinwiddie	6	7,314	0	2,052	0	0	9,366
	Essex	8	180	851	2,168	1,381	701	5,281
	Fairfax	4	946	85	11	0	163	1,205
	Fauquier	34	2,414	3,550	1,774	1,349	153	9,240
	Fluvanna	6	0	405	1,258	144	2	1,809
	Frederick	8	414	536	896	0	275	2,121
	Giles	4	7	253	67	0	2	329
	Gloucester	4	413	70	309	70	207	1,069
	Goochland	1	0	95	115	1	11	222
	Grayson	3	72	151	152	6	8	389
	Greene	2	20	121	225	0	5	371
Greensville	8	429	0	549	1,256	5	2,239	
Hanover	7	1,843	0	173	0	82	2,098	
Henry	1	772	0	0	0	0	772	
Isle of Wight	4	105	103	5,871	2,089	37	8,205	
King and Queen	5	0	0	4,151	928	0	5,079	

Report 3

U.S. Landholdings by Foreign Investors by Type of Land Use
and by State and County as of December 31, 2021

State Name	County Name	Number of Parcels	Acres in Cropland	Acres in Pasture	Acres in Forest	Acres in Other Ag	Acres in Non Ag	Total Acres
Virginia	King George	1	327	0	171	0	75	573
	King William	7	2,553	354	7,024	496	80	10,508
	Lancaster	3	18	0	521	0	35	574
	Lee	2	0	46	10	30	35	121
	Loudoun	51	4,856	3,312	1,974	1,865	1,177	13,184
	Louisa	6	198	241	517	0	7	963
	Lunenburg	5	0	50	11,356	0	46	11,452
	Lynchburg	1	150	110	5	0	0	265
	Madison	10	527	825	1,257	278	0	2,887
	Mathews	3	160	0	703	0	5	868
	Mecklenburg	7	465	10	619	0	0	1,094
	Middlesex	3	5	0	1,055	0	1	1,061
	Montgomery	9	1,592	194	646	97	0	2,529
	Nelson	6	205	680	2,684	196	929	4,694
	New Kent	1	0	0	0	278	0	278
	Northampton	1	50	0	7	2	1	60
	Northumberland	3	221	0	849	5	0	1,075
	Nottoway	2	60	0	1,049	0	0	1,109
	Orange	13	1,475	1,253	1,571	46	19	4,364
	Patrick	75	24	465	10,966	69	34	11,558
	Pittsylvania	6	289	294	0	0	0	582
	Prince Edward	2	0	0	568	0	0	568
	Prince George	5	1,700	0	17,051	0	0	18,751
	Prince William	1	100	0	39	0	0	139
	Pulaski	2	243	10	5	0	60	318
	Rappahannock	15	40	786	666	1	176	1,669
	Richmond	5	18	0	1,417	0	56	1,491
	Roanoke	3	0	57	0	86	0	143
	Rockbridge	7	131	183	457	0	13	784
	Rockingham	4	5	87	47	69	3	211
	Scott	8	16	90	242	31	0	379
Shenandoah	4	106	110	224	86	36	562	
Smyth	3	0	0	83	0	0	83	
Southampton	7	473	0	6,376	479	0	7,328	
Spotsylvania	4	195	170	4,202	0	5	4,572	

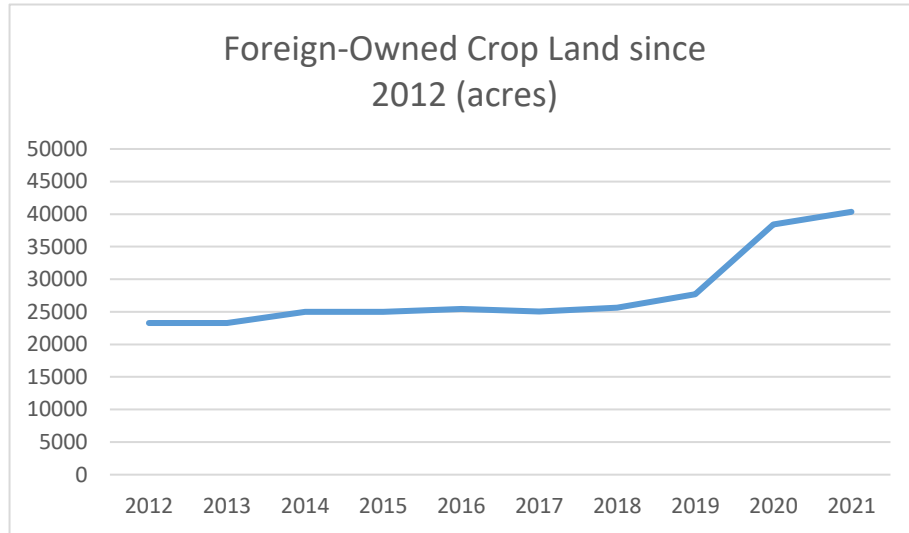
Report 3

U.S. Landholdings by Foreign Investors by Type of Land Use
and by State and County as of December 31, 2021

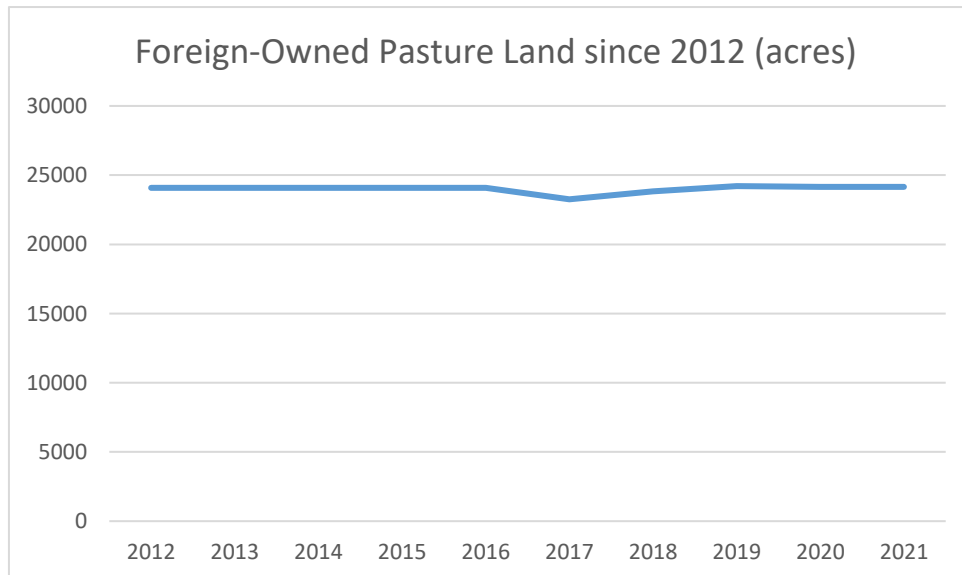
State Name	County Name	Number of Parcels	Acres in Cropland	Acres in Pasture	Acres in Forest	Acres in Other Ag	Acres in Non Ag	Total Acres
Virginia	Stafford	4	350	30	481	0	58	919
	Suffolk	6	271	0	3,978	120	0	4,368
	Surry	3	0	0	2,980	8,711	54	11,745
	Sussex	6	705	0	8,595	1,279	0	10,579
	Tazewell	3	0	0	2,555	81	0	2,636
	Virginia Beach	1	0	0	0	54	0	54
	Warren	2	0	67	117	0	0	184
	Washington	1	0	0	23	0	0	23
	Westmoreland	1	112	0	0	49	0	161
	Wise	1	0	0	1,005	0	0	1,005
	Wythe	8	0	102	210	208	17	537
State Totals:		560	40,349	24,146	163,357	26,642	4,999	259,493

Data from 2021 Foreign Holdings of U.S. Agricultural Land through December 31, 2021. Report 3 - U.S Landholdings by Foreign Investors by Type of Land Use and by State and Country as of December 31, 2021

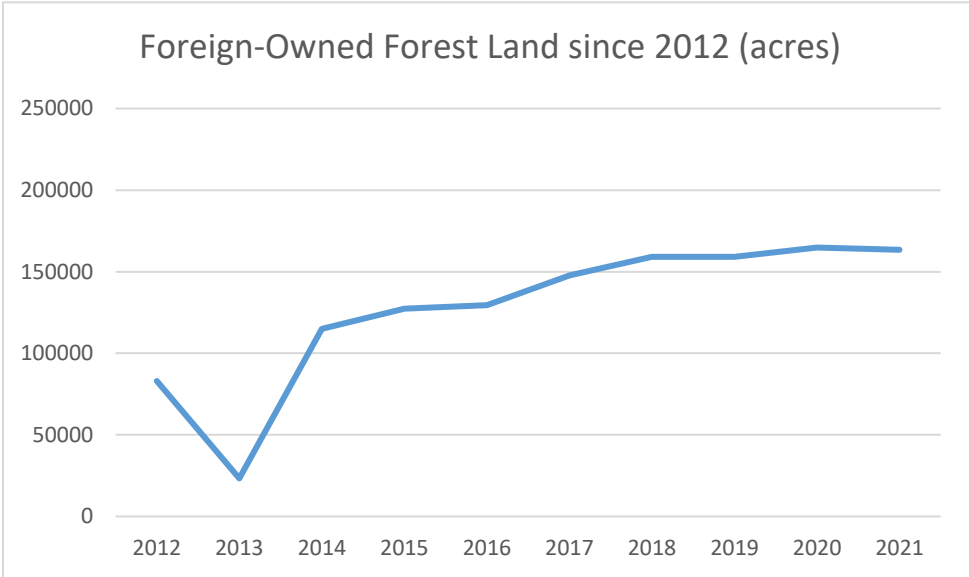
APPENDIX 4



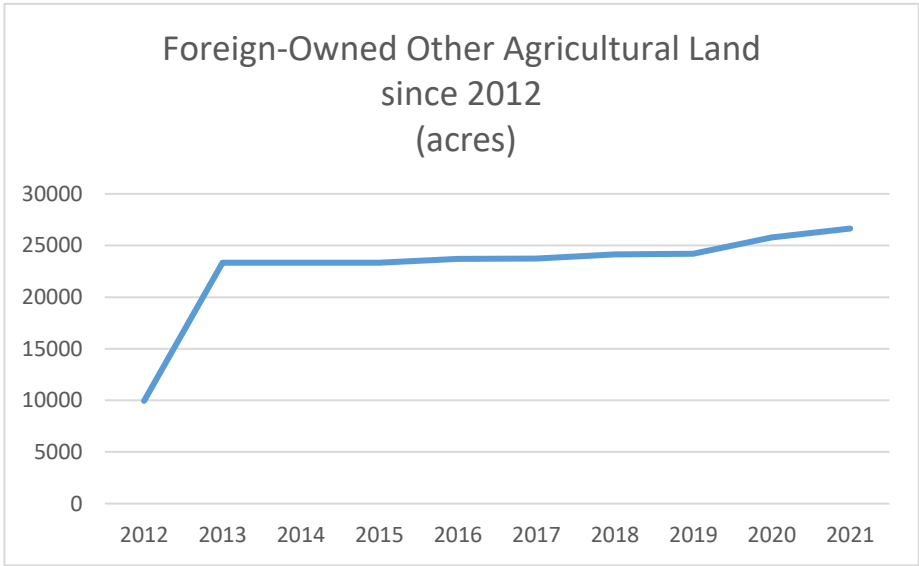
Data from Agricultural Foreign Investment Disclosure Act "Detailed data for foreign holdings of U.S. agricultural land" 2012-2021



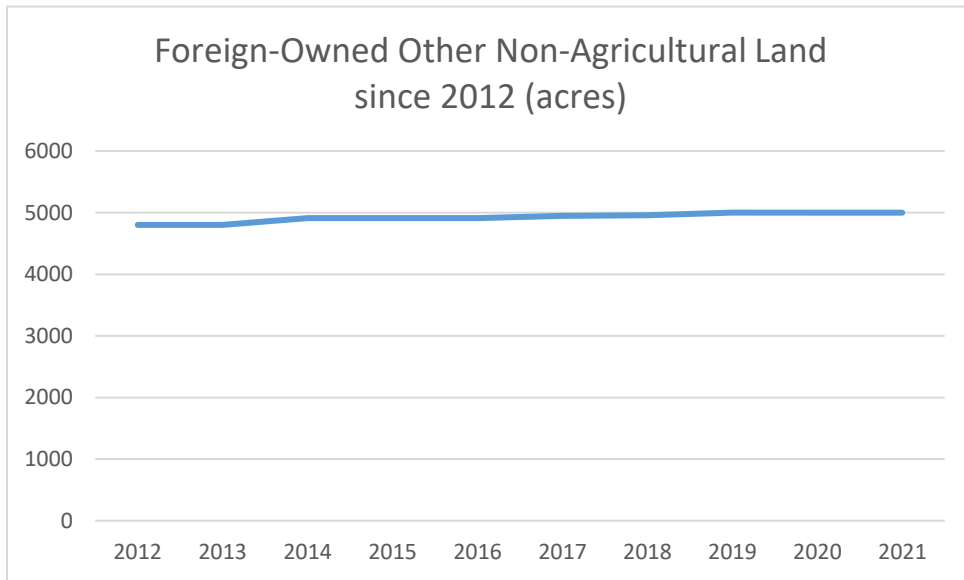
Data from Agricultural Foreign Investment Disclosure Act "Detailed data for foreign holdings of U.S. agricultural land" 2012-2021



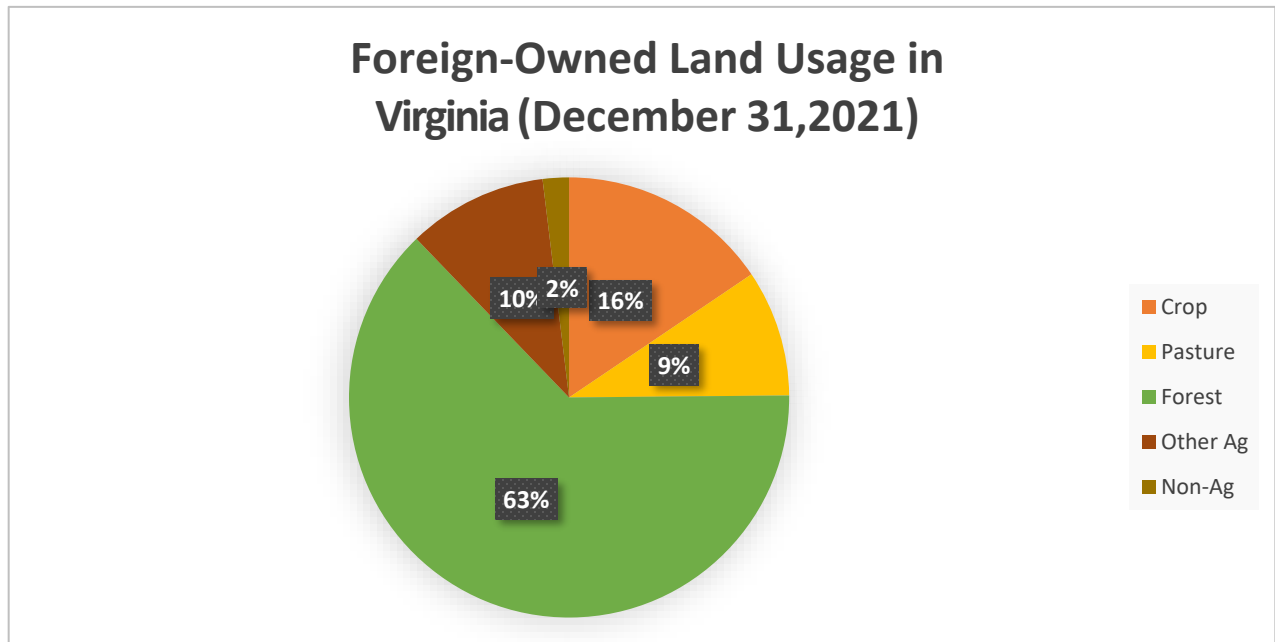
Data from Agricultural Foreign Investment Disclosure Act “Detailed data for foreign holdings of U.S. agricultural land” 2021-2011



Data from Agricultural Foreign Investment Disclosure Act “Detailed data for foreign holdings of U.S. agricultural land” 2021-2011



Data from Agricultural Foreign Investment Disclosure Act “Detailed data for foreign holdings of U.S. agricultural land” 2021-2011



Data from Agricultural Foreign Investment Disclosure Act “Detailed data for foreign holdings of U.S. agricultural land” 2021-2011