



2022 ANNUAL REPORT



VIRGINIA STATE CRIME COMMISSION



Senator John S. Edwards, *Chair* ♦ Delegate Les R. Adams, *Vice-Chair*
Kristen J. Howard, *Executive Director*

June 30, 2023

TO: The Honorable Glenn Youngkin, Governor of Virginia
The Honorable Members of the General Assembly of Virginia

Pursuant to the provisions of the Code of Virginia §§ 30-156 through 30-164 establishing the Virginia State Crime Commission and setting forth its purpose, I have the honor of submitting the Commission's 2022 Annual Report.

Very truly yours,

A handwritten signature in black ink, appearing to read "John S. Edwards". The signature is fluid and cursive, with a long horizontal stroke at the end.

John S. Edwards, Chair

2022 ANNUAL REPORT



INTRODUCTION

AUTHORITY OF THE CRIME COMMISSION	3
MEMBERS OF THE CRIME COMMISSION	4
2022 EXECUTIVE SUMMARY OF ACTIVITIES	5

STUDY REPORTS

DRIVING UNDER THE INFLUENCE (DUI) LAWS AND ENFORCEMENT	7
EXECUTIVE SUMMARY	8
BACKGROUND AND METHODOLOGY	12
PUBLIC HEALTH AND HIGHWAY SAFETY DATA FINDINGS	14
VIRGINIA DUI LAWS AND CRIMINAL JUSTICE DATA TRENDS	24
BARRIERS TO DUI ENFORCEMENT	49
OTHER DUI PREVENTION AND ENFORCEMENT MEASURES	63
CRIME COMMISSION RECOMMENDATIONS AND POLICY OPTIONS	63
CONCLUSION	73
ACKNOWLEDGEMENTS.....	74
APPENDICES.....	SEE SUPPLEMENTAL DUI REPORT APPENDICES
PAROLE IN VIRGINIA	98
SUMMARY OF PAROLE IN VIRGINIA	99
COMMON QUESTIONS ABOUT PAROLE BOARDS AND PROCESSES	105
COMMON QUESTIONS ABOUT PAROLE	117
DISCRETIONARY PAROLE IN VIRGINIA – GENERALLY	122
DISCRETIONARY PAROLE IN VIRGINIA – FISHBACK V. COMMONWEALTH	124
DISCRETIONARY PAROLE IN VIRGINIA – MISDEMEANORS	125
GERIATRIC PAROLE IN VIRGINIA	136
TERMINALLY ILL PAROLE IN VIRGINIA	140
JUVENILE PAROLE IN VIRGINIA.....	149
YOUTHFUL OFFENDER PAROLE IN VIRGINIA.....	150
EARNED SENTENCE CREDITS IN VIRGINIA	154
CONDITIONAL PARDONS IN VIRGINIA	156
COVID-19 RELEASES IN VIRGINIA (<i>EXPIRED 7-1-2021</i>)	157
APPENDICES	
<i>Appendix A: State Parole Statutes</i>	165
<i>Appendix B: Adults on Parole in the United States</i>	169
<i>Appendix C: State Comparison: Three-Year Re-Incarceration Rates</i>	174
<i>Appendix D: Virginia Department of Corrections State Responsible (SR) Population</i>	177
<i>Appendix E: Impact of Enhanced Earned Sentence Credits (ESC) on FY2023 Virginia State Responsible (SR) Releases</i>	181
<i>Appendix F: Statutory Exclusions Across Early Release Mechanisms in Virginia</i>	185
<i>Appendix G: Recent Changes to Sentencing in Virginia</i>	192
UPDATE: EXPUNGEMENT AND SEALING OF CRIMINAL RECORDS	193
SUMMARY OF 2022 STUDY ACTIVITIES.....	194
2023 CRIME COMMISSION LEGISLATION	195
ADDITIONAL EXPUNGEMENT AND SEALING MATTERS TO CONSIDER	197

AUTHORITY OF THE CRIME COMMISSION

The Virginia State Crime Commission (“Crime Commission”) was established as a legislative agency in 1966. The Crime Commission is a criminal justice agency in accordance with Virginia Code § 9.1-101. The purpose of the Crime Commission is to study, report, and make recommendations on all areas of public safety and protection (Virginia Code § 30-156 *et seq.*). In doing so, the Crime Commission endeavors to:

- ascertain the causes of crime and recommend ways to reduce and prevent it;
- explore and recommend methods of rehabilitating convicted individuals;
- study compensation of persons in law enforcement and related fields; and,
- study other related matters, including apprehension, trial, and punishment of criminal offenders.

The Crime Commission makes recommendations and assists other commissions, agencies, and legislators on matters related to Virginia’s criminal justice system. The Crime Commission cooperates with the executive branch of state government, the Attorney General's office, and the judiciary, who are in turn encouraged to cooperate with the Crime Commission. The Crime Commission also cooperates with other state and federal governments and agencies.

The Crime Commission consists of 13 members – 6 members of the House of Delegates, 3 members of the Senate, 3 non-legislative citizen members appointed by the Governor, and the Attorney General or his designee. Delegates are appointed by the Speaker of the House of Delegates in accordance with the principles of proportional representation contained in the Rules of the House of Delegates. Senators are appointed by the Senate Committee on Rules.

MEMBERS OF THE CRIME COMMISSION

SENATE APPOINTEES

The Honorable John S. Edwards, Chair
The Honorable L. Louise Lucas
The Honorable Scott A. Surovell

HOUSE OF DELEGATES APPOINTEES

The Honorable Les R. Adams, Vice-Chair
The Honorable Robert B. Bell
The Honorable Jeffrey L. Campbell
The Honorable Karrie K. Delaney
The Honorable C. Todd Gilbert
The Honorable Charniele L. Herring

ATTORNEY GENERAL

Charles “Chuck” H. Slemp III, Chief Deputy Attorney General, Office of Attorney General,
Designee for Attorney General Jason S. Miyares

GOVERNOR’S APPOINTEES

William C. Cleveland
Robert N. Tracci
Patricia L. West

CRIME COMMISSION STAFF

Kristen J. Howard, Executive Director

Christina Barnes Arrington, Ph.D., Senior Methodologist
Colin L. Drabert, Deputy Director
Kashea P. Kovacs, Ph.D., Research Analyst
Jacob M. Lubetkin, Staff Attorney
Amanda M. Muncy, Staff Attorney
Tracy M. Roe, Policy and Operations Analyst

Patrick Henry Building
1111 East Broad Street, Suite B036
Richmond, Virginia 23219
Website: <http://vscc.virginia.gov>

2022 EXECUTIVE SUMMARY OF ACTIVITIES

During 2022, Crime Commission staff conducted a comprehensive review of Virginia's driving under the influence (DUI) laws, including the impacts of these laws, reasons for any variations in DUI trends, and issues related to drug-impaired driving. In addition, staff completed its examination of parole in Virginia and continued its work on the expungement and sealing of criminal records. Staff also participated as a member of the Virginia Pretrial Advancement Team for the pilot of the Public Safety Assessment (PSA) by the Virginia Department of Criminal Justice Services.

The Crime Commission met on November 16th and December 5th of 2022, and on January 10, 2023. During the November 16th meeting, staff presented on DUI data and barriers to DUI enforcement. The Virginia State Police (VSP), Virginia Department of Forensic Science (DFS), Virginia Association of Commonwealth's Attorneys, Commission on Virginia Alcohol Safety Action Program, Virginia Department of Motor Vehicles' Highway Safety Office (DMV), and the Virginia Cannabis Control Authority also provided DUI-related presentations and recommendations.

At the December 5th meeting, the Virginia Criminal Sentencing Commission presented findings from the 2018 cohort of the Virginia Pretrial Data Project. Members also heard from key stakeholders involved in the implementation of the new criminal record sealing processes. Finally, staff provided numerous DUI-related matters for consideration by the Crime Commission, including two recommendations from staff and 10 policy options as requested by individual members.

Members unanimously endorsed various legislative, budgetary, and administrative actions during the December 5th and January 10th meetings. As a result, legislation was enacted during the 2023 Regular Session of the General Assembly to:

- require the DMV to collect existing data from various sources on DUI trends and enforcement across Virginia and publish an annual DUI report (SB 1398/HB 2204); and,
- address technical issues with Virginia's new criminal record sealing processes and better facilitate the implementation of these processes (SB 1402/HB 2400).

In addition to legislation, budget amendments to the FY2024 budget were introduced to:

- require DFS to ensure that all DUI blood sample submissions are screened for the presence of drugs within drug classes;
- direct DFS to provide for both alcohol and drug testing of blood samples submitted for drivers killed in motor vehicle accidents; and,
- allocate additional funding for VSP to expand Drug Recognition Expert (DRE), Advanced Roadside Impaired Driving Enforcement (ARIDE), and standard field sobriety (SFST) training for both state and local law enforcement officers.

The General Assembly has not adopted an amended FY2024 budget as of the publication date of this report. Therefore, it is uncertain whether any of these budget amendments will be adopted.

Finally, the Crime Commission requested that the Office of the Executive Secretary of the Supreme Court of Virginia (OES) include DUI training, with a specific focus on drug-impaired driving, at the mandatory 2023 Judicial Conference of Virginia for District Courts. The OES advised that this request can be accommodated and plans to include it at the August conference.

Throughout the year, the Executive Director of the Crime Commission attends multiple meetings as the designee for the Chair of the Crime Commission on the Forensic Science Board, the Indigent Defense Commission, and the Advisory Committee on Sexual and Domestic Violence.

Additional information about the Crime Commission is available on the agency website at <http://vsc.virginia.gov>.



DRIVING UNDER THE INFLUENCE (DUI) LAWS AND ENFORCEMENT

DRIVING UNDER THE INFLUENCE (DUI) LAWS AND ENFORCEMENT

EXECUTIVE SUMMARY

Driving under the influence (DUI) of alcohol and/or drugs continues to be a serious problem. Approximately one-third of motor vehicle crash fatalities each year in both the United States and Virginia involve an alcohol-impaired driver. However, the precise frequency of alcohol-impaired and drug-impaired driving cannot be determined due to various data source limitations, as well as a lack of testing to determine the presence of alcohol and/or drugs in drivers who are involved in both fatal and non-fatal crashes.

During 2022, Crime Commission staff was directed to examine (i) the impacts of Virginia's DUI laws over the past 20 years, (ii) reasons for any variations in DUI charges and convictions across Virginia, and (iii) issues related to drug-impaired driving.

While reliable data was not available prior to 2010, data since that time showed a 39% decrease in the number of DUI arrests and a 37% decrease in the number of DUI convictions in Virginia between 2010 and 2021 (Va. Code § 18.2-266). Despite the overall decrease in DUI arrests, the conviction rates for those arrested remained high. Approximately 85% of misdemeanor and felony DUI arrests between 2010 and 2021 resulted in a conviction for DUI or some other offense (Va. Code § 18.2-266). The data further revealed that:

- despite the overall decrease in DUI arrests, the proportion of charges and convictions for DUIs that were designated as *drug-related* increased dramatically from 2020 to 2021 (Va. Code § 18.2-266);
- arrests for DUI involuntary manslaughter (Va. Code § 18.2-36.1) remained fairly stable between 2010 and 2021; whereas, arrests for DUI maiming (Va. Code § 18.2-51.4) generally increased, with a significant increase seen in 2020 and 2021;
- the number of DUI refusal charges (Va. Code § 18.2-268.3) decreased since 2012; and,
- the number of breath alcohol tests administered annually generally *decreased* since 2012, while the number of blood samples submitted annually to the Virginia Department of Forensic Science for DUI toxicology testing generally *increased* since 2016.

The following table illustrates how the number of DUI arrests, DUI convictions, DUI refusal charges, breath alcohol tests, DUI toxicology submissions, and average BAC values changed in Virginia between 2010 and 2021.

Virginia DUI Arrests, DUI Convictions, DUI Refusal Charges, Breath Alcohol Tests, DUI Toxicology Submissions, and Average BAC Value, 2010-2021

	2010	2012	2014	2016	2018	2020	2021
DUI Arrests (§ 18.2-266)	31,258	31,550	27,631	23,426	23,682	19,167	19,165
DUI Convictions (§ 18.2-266)	24,968	24,836	21,831	18,340	18,447	13,955	15,718
DUI Refusal Charges* (§ 18.2-268.3)	2,950	5,152	5,529	4,615	4,572	3,828	3,981
Breath Alcohol Tests	23,189	22,090	18,138	14,968	15,276	11,257	10,864
DUI Toxicology Submissions	--	4,437	3,996	3,722	5,146	5,579	5,182
Average BAC Value	0.143	.140	.142	.145	.147	0.153	0.155

Sources: DUI arrests and DUI convictions (Virginia State Police, Virginia Central Criminal Records Exchange); DUI refusal charges (Office of the Executive Secretary of the Supreme Court of Virginia as analyzed by the Virginia Criminal Sentencing Commission); and, breath alcohol tests, DUI toxicology submissions, and average BAC value (Virginia Department of Forensic Science).

Note: Virginia State Police arrest and conviction data are mutually exclusive as other arrest offenses can result in a Va. Code § 18.2-266 conviction. *DUI refusal data includes both civil violations and misdemeanor charges filed in general district courts under Va. Code §18.2-268.3 as analyzed by the Virginia Criminal Sentencing Commission staff. These numbers are different than figures presented in staff’s November 2022 presentation due to differences in methodology.

The overall decrease in DUI arrests and convictions (Va. Code § 18.2-266), along with other changes in DUI-related trends, cannot be attributed to one particular factor. Numerous factors can impact DUI enforcement in Virginia both statewide and within individual localities.

Virginia’s statutory scheme is effective for charging and prosecuting DUI offenses; however, seven key barriers to DUI enforcement in the Commonwealth were identified, including:

- law enforcement staffing shortages;
- procedural requirements related to investigating and prosecuting DUI cases generally;
- investigating and prosecuting drug-impaired driving cases specifically;
- training for and awareness of drug-impaired driving;
- availability of a roadside instrument for detecting drugs in a person’s system;
- difficulties obtaining DUI blood draws; and,
- lack of a per se blood concentration level for marijuana impairment.

The Crime Commission unanimously endorsed the following legislative, budgetary, and administrative measures to address DUI in Virginia.

Legislative:

Legislation was introduced and enacted during the 2023 Regular Session of the General Assembly that requires the Virginia Department of Motor Vehicles (DMV) to annually collect existing DUI-related data and publish a report which breaks this data down by locality and law enforcement agency over at least a five-year period (SB 1398 and HB 2204). The legislation directs the DMV to submit this annual report to the General Assembly, the Governor, and the Crime Commission on or before October 1 of each year and to make such report available to the public on the DMV website. The first annual report is due by October 1, 2024, and must include data from calendar years 2019 through 2023.

Budgetary:

Budget amendments were introduced to amend the FY2024 budget to continue funding for the Virginia State Police (VSP) to provide Drug Recognition Expert (DRE), Advanced Roadside Impaired Driving Enforcement (ARIDE), and standard field sobriety test (SFST) training for both state and local law enforcement officers. Members selected an option which would expand both DRE and ARIDE training and add SFST training at criminal justice academies. The cost would be \$2.9 million in the first year and \$2.2 million each year thereafter.

Two additional budget amendments were introduced in relation to DUI blood testing. The first budget amendment would ensure that all DUI blood samples submitted to the Virginia Department of Forensic Science (DFS) that did not receive drug testing be anonymized, screened for the presence of drugs within a drug class, and reported by judicial district to the DMV. The cost would be \$239,000 in the first year and \$197,000 each year thereafter. The second budget amendment had no cost, but added budget language requiring the DFS to provide for the analysis of both alcohol and drugs in all blood samples of drivers killed in motor vehicle and commercial motor vehicle accidents as submitted by the Office of the Chief Medical Examiner.

The General Assembly has not adopted an amended FY2024 budget as of the publication date of this report. Therefore, it is uncertain whether any of these budget amendments will be adopted.

Administrative:

The Chair of the Crime Commission sent a letter to the Office of the Executive Secretary of the Supreme Court of Virginia (OES) requesting that DUI training, with a specific focus on drug-impaired driving, be included at the mandatory 2023 Judicial Conference of Virginia for District Courts. The OES advised that this request can be accommodated and plans to include it at the August conference.

BACKGROUND AND METHODOLOGY

The Executive Committee of the Crime Commission directed staff to examine (i) the impacts of Virginia's DUI laws over the past 20 years,¹ (ii) reasons for any variations in DUI charges and convictions across Virginia, and (iii) issues related to drug-impaired driving. For purposes of this study, DUI was defined as driving under the influence of alcohol, drugs, or a combination of both.² See *Appendix A* for a detailed timeline of notable DUI-related statutory changes and events.

In Virginia, it is unlawful for any person to drive or operate any motor vehicle while such person has a blood alcohol concentration (BAC) of 0.08% or more; while such person is under the influence of alcohol; or, while such person is under the influence of any drug or any combination of alcohol and drugs to a degree which impairs their ability to drive or operate any motor vehicle safely.³ In addition, it is unlawful for any person to drive or operate any motor vehicle while such person has a blood concentration of any of the following substances at a level that is equal to or greater than: (a) 0.02 milligrams of cocaine per liter of blood, (b) 0.1 milligrams of methamphetamine per liter of blood, (c) 0.01 milligrams of phencyclidine per liter of blood, or (d) 0.1 milligrams of 3,4-methylenedioxymethamphetamine per liter of blood.⁴ See *Appendix B* for a description of general DUI offenses, penalties, driver's license suspensions, and ignition interlock periods in Virginia.

Staff performed the following activities as part of this study:

- Reviewed relevant literature and reports;
- Collected and analyzed both national and Virginia-specific DUI data;
- Examined DUI laws in Virginia and other states;
- Surveyed law enforcement agencies and Commonwealth's Attorneys;⁵
- Attended DUI trainings; and,
- Consulted with numerous stakeholders.

Variations in DUI Trends

While many factors can impact overall highway safety trends and motor vehicle crashes (MVCs),⁶ staff identified the following as the factors most directly impacting DUI trends and levels of enforcement:

- Geographic differences (urban, suburban, and rural);⁷
- Presence of certain venues, such as nightclubs, breweries/wineries, sports stadiums, concert sites, casinos, tourism/vacationing sites, and college/university campuses;⁸
- Availability of alternate transportation (public transit and ridesharing);⁹
- Alcohol and drug consumption trends;¹⁰
- Attitudes on impaired driving;¹¹
- Perceived risk of being arrested for DUI;¹²
- Public awareness campaigns;¹³
- Frequency of DUI checkpoints and saturation patrols;¹⁴
- Levels of proactive policing;¹⁵
- Law enforcement staffing levels;¹⁶
- Grant funding received by law enforcement agencies for DUI enforcement;¹⁷
- Changes to laws and policies;¹⁸
- Use of ignition interlock devices;¹⁹
- Advancements in technology;²⁰ and,
- COVID-19 pandemic impacts.²¹

These factors should all be considered when examining overall statewide data trends, as well as variations across localities.

Data Sources

Data was collected and analyzed from three perspectives: public health, highway safety, and criminal justice. Each of these perspectives was examined to ascertain the frequency of DUI-related incidents and to determine whether the overall DUI-related trends from each perspective were consistent.

The following public health and highway safety data sources were examined:

- Centers for Disease Control and Prevention (CDC);²²
- Virginia Department of Health (VDH);²³
- National Highway Traffic Safety Administration (NHTSA);²⁴ and,
- Virginia Department of Motor Vehicles (DMV).²⁵

Similarly, the following criminal justice data sources were examined:

- Federal Bureau of Investigation (FBI);²⁶
- Virginia State Police (VSP);²⁷
- Office of the Executive Secretary of the Supreme Court of Virginia (OES);²⁸
- Virginia Department of Forensic Science (DFS);²⁹
- Commission on Virginia Alcohol Safety Action Program (VASAP);³⁰
- Virginia Compensation Board;³¹ and,
- Virginia Department of Corrections (DOC).³²

There are a number of challenges when analyzing federal and state DUI-related data. Data sources are not precisely comparable due to variations in scope, definitions, and methodologies, not only for each data source, but *within* certain data sources over time. Further, while staff attempted to obtain reliable data from 2000 forward, acquiring a complete picture of Virginia DUI trends prior to 2010 was impossible because data was missing, incomplete, unreliable, or not readily available. Despite these challenges, staff identified some meaningful DUI-related trends using data from 2010 and beyond.

A brief description of each data source with key definitions and limitations is provided in Appendices C and D. These descriptions help to inform the data findings contained in this report.

PUBLIC HEALTH AND HIGHWAY SAFETY DATA FINDINGS

Motor vehicle crashes (MVCs) continue to remain a serious public health and highway safety concern. According to public health data, MVCs are consistently one of the leading causes of accidental death in the nation.³³ Recent highway safety data from the National Highway Traffic Safety Administration (NHTSA) shows that nearly 43,000 individuals died and over 2.5 million individuals were injured as a result of MVCs in the United States in 2021.³⁴ Further, the total number of MVC fatalities in the United States increased by 10.1% from 39,007 in 2020 to 42,939 in 2021, which represents the largest number of fatalities since 2005 and the largest annual percentage increase since the inception of the Fatality Analysis Reporting System (FARS) in 1975.³⁵ This increase becomes even more significant when comparing it to MVC fatalities since 2019, which increased by 18% from 36,355 in 2019 to 42,939 in 2021.³⁶

Similarly, MVCs are also one of the leading causes of accidental death in Virginia.³⁷ NHTSA data shows that the total number of MVC fatalities in Virginia increased by 14.5% from 850 in 2020 to 973 in 2021.³⁸ Virginia DMV data is consistent with NHTSA's findings and illustrates the impact of not only MVC fatalities, but also MVC injuries and property damage.³⁹ *Appendix E* provides the overall scope of MVCs in Virginia by type and severity of injury per Virginia DMV data. Although the total number of crashes, injury crashes, and property damage crashes have generally decreased in Virginia since 2018, the number of fatal crashes and fatalities have since increased since that time, with a significant increase seen in 2021.⁴⁰

1. *Approximately one-third of fatal MVCs each year in both the United States and Virginia involve alcohol.*

The manner in which data sources capture overall MVCs, as well as those involving alcohol, varies considerably.⁴¹ However, all sources consistently indicate that approximately one-third of fatal MVCs each year in both the United States and Virginia involve alcohol.⁴²

NHTSA has captured the number of persons killed in crashes with drivers who had a BAC of .08% or greater going back at least 30 years.⁴³ This data shows that since the mid-1990s, the proportion of persons killed in crashes across the U.S. involving at least one driver with a BAC of .08% or greater has consistently remained at about one-third of all MVC fatalities.⁴⁴ Further, NHTSA data shows that the total number of alcohol-impaired driving fatalities in the United States increased by 14% from 11,718 in 2020 to 13,384 in 2021.⁴⁵ Despite this significant increase, alcohol-impaired fatalities still comprised only one-third of overall MVC fatalities, due to the substantial increase in total MVC fatalities unrelated to alcohol.

In Virginia, alcohol-related crashes have comprised an average of 6% of the total MVCs each year since 2010.⁴⁶ However, consistent with national trends, Virginia Traffic Records Electronic Data System (TREDS) data shows that approximately one-third of Virginia's *fatal* MVCs and MVC fatalities have been classified as alcohol-related each year, as seen in Table 1.⁴⁷ A fatal MVC may involve more than one fatality. For example, a MVC where the driver and passenger are killed would be counted as one fatal MVC, but as two MVC fatalities.

Table 1: Virginia DMV TRENDS Data: Total Virginia Crashes, Fatal Crashes, Fatalities, and Whether Alcohol-Related, 2010-2021

Year	Total Crashes	Alcohol-Related Crashes	Total Fatal Crashes	Alcohol-Related Fatal Crashes	Total Fatalities	Alcohol-Related Fatalities
2010	116,386	8,221	689	249	740	274
2011	120,513	8,411	707	216	764	245
2012	123,579	8,777	714	213	775	229
2013	121,763	8,047	683	232	741	253
2014	120,282	7,666	656	237	700	251
2015	125,800	7,591	711	228	753	242
2016	128,525	7,482	723	252	761	262
2017	127,375	7,285	787	233	843	248
2018	131,848	7,181	777	262	819	278
2019	128,172	7,048	771	252	827	264
2020	105,600	6,624	791	254	847	272
2021	118,498	6,749	903	237	968	247

Source: Virginia Department of Motor Vehicles, *Virginia Traffic Crash Facts*, 2010-2021.

Virginia TRENDS data shows alcohol-related fatalities *decreasing* by 9.2% from 272 in 2020 to 247 in 2021.⁴⁸ On the other hand, NHTSA data shows a much less significant decrease, with the total number of alcohol-impaired driving fatalities in Virginia decreasing by 1% from 283 in 2020 to 281 in 2021.⁴⁹ Despite the data inconsistencies, both sources agree that (i) the proportion of MVCs in Virginia classified as involving alcohol has remained stable at approximately one-third of overall MVC fatalities, and (ii) there was a decrease in alcohol-related crashes and fatalities from 2020 to 2021.

Appendix F outlines the total count and rate of alcohol-related crashes and fatalities across Virginia localities across the same time frame. Counts and rates varied widely across localities.

2. A significant number of non-fatal MVCs in Virginia each year are alcohol-related.

In addition to fatal MVCs, a significant number of *non-fatal* MVCs in Virginia each year are alcohol-related. Table 2 shows the total number of MVCs in Virginia each year since 2010 and includes the number of injury crashes, injuries, and property damage crashes that were alcohol-related.⁵⁰

Table 2: Virginia Total MVCs and Non-Fatal Alcohol-Related MVCs, 2010-2021

Year	Total Crashes	Alcohol-Related			
		Crashes	Injury Crashes	Injuries	Property Damage Crashes
2010	116,386	8,221	3,923	5,578	4,049
2011	120,513	8,411	3,873	5,465	4,322
2012	123,579	8,777	4,040	5,861	4,524
2013	121,763	8,047	3,606	5,288	4,209
2014	120,282	7,666	3,413	5,003	4,016
2015	125,800	7,591	3,356	4,917	4,007
2016	128,525	7,482	3,325	4,855	3,905
2017	127,375	7,285	3,098	4,430	3,954
2018	131,848	7,181	2,982	4,475	3,937
2019	128,172	7,048	2,961	4,402	3,835
2020	105,600	6,624	2,718	3,986	3,652
2021	118,498	6,749	2,785	4,224	3,727

Source: Virginia Department of Motor Vehicles, *Virginia Traffic Crash Facts*, 2010-2021.

Appendix F outlines the total count and rate of alcohol-related crashes and injuries in Virginia localities during the same time frame. Counts and rates varied widely across localities.

3. *The precise frequency of alcohol-impaired driving in both the United States and Virginia cannot be determined due to variations across data sources and a lack of BAC testing.*

The precise frequency of alcohol-impaired driving in both the United States and Virginia cannot be determined for two reasons. First, the methodology of each data source varies. Second, there is a lack of BAC testing after both fatal and non-fatal MVCs across the United States and in Virginia. Drivers who are killed in a MVC (decedent drivers) receive BAC testing far more frequently than either drivers who survived a MVC that resulted in a fatality or drivers who are involved in a non-fatal MVC (surviving drivers).⁵¹

Virginia is essentially divided when it comes to its ability to understand how many fatal crashes involve alcohol-impairment. While the rate of driver BAC testing is high for crashes involving the death of a driver, the rate of driver BAC testing and/or reporting for crashes in which a driver survives is negligible in Virginia.⁵² Given that almost as many drivers are killed as those who survive in fatal crashes each year, Virginia is not obtaining a complete picture as it relates to the role alcohol-impairment plays in fatal crashes on Virginia roadways.

Methodology Across Data Sources

As noted in *Appendix C*, public health and highway safety data sources vary by the scope, definition, and manner in which motor vehicle crashes and fatalities are counted and whether classified as involving alcohol. For instance, highway safety data only captures fatalities occurring on public roadways within 30 days of a motor vehicle crash; whereas, Virginia Office of the Chief Medical Examiner (OCME) data captures deaths occurring as a result of motor vehicle crashes regardless of where they occurred in Virginia, as well as deaths occurring beyond 30 days of a crash. Due to Virginia OCMEs broader definitional scope of time, place, and manner of motor vehicle fatalities, their figures will reflect a significantly higher number of fatalities as compared to Virginia highway safety data.⁵³

Further, the manner in which the number of *alcohol-related* crashes is calculated differs significantly across the following data sources:

- NHTSA data relies on BAC testing results and police crash reports to determine whether motor vehicle crashes involved either an alcohol-impaired driver (BAC of .08% or above) or had alcohol involvement (BAC of .01 or above); however, this source will impute any missing BAC data to estimate the overall number of crashes involving alcohol. Specifically, NHTSA reports on the *estimated* total number of alcohol-impaired crashes and fatalities using a statistical model (multiple imputation) to provide the estimated number of such crashes for each state based on factors relating to the crash, vehicle, driver, and the subjective assessment of the investigating law enforcement officer as to whether alcohol was involved.⁵⁴
- Virginia TREDIS data relies on police crash reports and BAC testing results, when available, but does not impute any missing data.
- Virginia OCME data relies solely on toxicology results of motor vehicle crash decedents to determine ethanol (BAC) levels.

Lack of BAC Testing: Fatal Crashes

The total number of alcohol-impaired motor vehicle crashes and fatalities cannot be determined across all states in a reliable manner because drivers involved in fatal crashes (both *decedent* drivers and *surviving* drivers) are not always tested for alcohol. Therefore, BAC test results are not reported in all fatal crashes. As seen in Table 3 below, the BAC of drivers involved in fatal traffic crashes has only been known in less than half of those drivers in the United States and Virginia since 2013.⁵⁵ Note that Table 3 includes the known BAC test results of both *decedent* drivers and *surviving* drivers.

Table 3: Percentage of Drivers Involved in Fatal Traffic Crashes with Known BAC Test Results, 2010-2021

Year	United States	Virginia
2010	55%	47%
2011	53%	49%
2012	52%	42%
2013	48%	27%
2014	47%	40%
2015	47%	41%
2016	41%	44%
2017	41%	46%
2018	42%	42%
2019	42%	44%
2020	38%	43%
2021	38%	42%

Source: NHTSA, *State alcohol-impaired-driving estimates, 2010-2021*.

While Table 3 indicates that the known BAC test results for both *decedent* drivers and *surviving* drivers has been known less than half of the time, such BAC test results are far more likely to be reported for decedent drivers. For instance, of the decedent drivers across the United States in 2021, 59% had known BAC test results.⁵⁶ State level percentages of known BACs for decedent drivers ranged from a low of 9% in Mississippi to a high of 93% in Hawaii and Massachusetts.⁵⁷ In Virginia, 83% (549 of 665) of decedent drivers in 2021 had known BAC test results.⁵⁸ While the overall national percentage of decedent drivers with known BAC test results has been decreasing since 2010, the percentage of Virginia decedent drivers with known BAC test results has remained fairly stable at a level well above the overall national average, as seen in Table 4.⁵⁹

Table 4: Decedent Drivers, Percentage with Known BAC Test Results, 2010-2021

Year	United States	Virginia	Total Virginia Driver Fatalities
2010	78%	87%	512
2011	76%	88%	529
2012	75%	81%	531
2013	71%	52%	509
2014	71%	80%	482
2015	70%	78%	527
2016	61%	89%	507
2017	62%	89%	593
2018	65%	86%	556
2019	65%	88%	558
2020	58%	85%	608
2021	59%	83%	665

Source: NHTSA, *State alcohol-impaired-driving estimates, 2010-2021*.

Conversely, BAC test results are reported at a much lower rate for *surviving* drivers involved in fatal crashes. Of the surviving drivers involved in fatal crashes across the United States in 2021, only 21% had a known BAC test result.⁶⁰ State level percentages of known BACs for surviving drivers involved in fatal crashes in 2021 ranged from a low of 1% in both Virginia and West Virginia to a high of 84% in South Dakota.⁶¹ Since 2010, Virginia has one of the lowest (if not the lowest) percentages of known BAC test results of surviving drivers as compared to other states and the national average, as seen in Table 5.⁶²

Table 5: Surviving Drivers in Fatal Traffic Crashes, Percentage with Known BAC Test Results, 2010-2021

Year	United States	Virginia	Total Virginia Surviving Drivers
2010	34%	3%	477
2011	33%	6%	478
2012	31%	1%	493
2013	28%	1%	483
2014	27%	<1%	470
2015	27%	1%	488
2016	23%	1%	536
2017	24%	1%	570
2018	23%	1%	590
2019	24%	2%	580
2020	22%	1%	594
2021	21%	1%	669

Source: NHTSA, *State alcohol-impaired-driving estimates, 2010-2021*.

Lack of BAC Testing: Non-Fatal Crashes

The frequency of BAC testing in *non-fatal* MVCs across or within states is unknown. One reason these figures remain unknown may be due to how implied consent laws function across states. Implied consent, as it relates to DUI, means that by operating a motor vehicle on a public roadway, a person impliedly consents to provide their breath, blood, or other bodily substances for analysis following a DUI arrest.⁶³ Generally these laws require that probable cause must exist to arrest the driver for DUI before implied consent applies; therefore, implied consent will not apply after every MVC across states.⁶⁴

Staff conducted a 50 state legal review in an effort to identify whether there are circumstances where implied consent applies regardless of whether probable cause exists for a DUI arrest. Staff identified at least six states where implied consent applies regardless of probable cause for a DUI arrest after an accident involving death or serious bodily injury. In addition, staff identified another two states where implied consent applies after an accident in general, without any reference to death or serious bodily injury. These eight states are as follows:

- **Alaska:** implied consent applies to drivers involved in an accident that caused death or serious physical injury to another person.⁶⁵
- **Georgia:** implied consent applies to drivers involved in an accident that resulted in serious injuries or fatalities.⁶⁶
- **Missouri:** implied consent applies to drivers involved in an accident which resulted in a fatality or readily apparent serious physical injury.⁶⁷
- **Montana:** implied consent applies to drivers involved in an accident which resulted in serious bodily injury or death.⁶⁸
- **Nebraska:** implied consent applies to drivers involved in an accident if the officer has reasonable grounds to believe that the driver was under the influence of alcohol or drugs at the time of an accident.⁶⁹
- **South Dakota:** implied consent applies to drivers operating a vehicle which was involved in an accident and requires such a driver to submit to a breath test.⁷⁰

- **Vermont:** implied consent applies to drivers when an officer has reasonable grounds that the driver had any alcohol or drugs in their system while operating a vehicle that was involved in a fatal collision or a collision which resulted in serious bodily injury.⁷¹
- **Wisconsin:** implied consent applies to drivers when a law enforcement officer detects any presence of alcohol or a controlled substance in a driver operating a vehicle that was involved in an accident which caused substantial bodily harm to any person;⁷² or, a law enforcement officer has reason to believe that a driver violated any state or local traffic law while operating a vehicle that was involved in an accident which caused death or great bodily harm to any person.⁷³

The existence of these more expansive implied consent laws does not guarantee a high level of compliance, as only Montana, Nebraska, and South Dakota reported a high level of BAC testing for surviving drivers in fatal crashes according to NHTSA data.⁷⁴

4. The general frequency of drug-impaired driving in the United States and Virginia is unknown due to a variety of factors.

While the *precise* frequency of alcohol-impaired driving cannot be determined, the *general* frequency of drug-impaired driving in the United States and Virginia is unknown.⁷⁵ Significant barriers exist to identifying the frequency of drug-impaired driving, including:

- inability to distinguish between drug presence/concentration versus drug impairment at the time of a crash;
- variations in how drugs affect each individual and their behaviors;
- lack of blood draws and toxicology testing in all fatal and non-fatal crashes (see the implied consent laws discussion in the previous finding);
- lack of blood draws in all DUI arrests;
- differences in drug test type, testing equipment, testing procedures, and processing approaches (e.g., screening vs. confirmatory, which drugs are tested for, cut-off levels, etc.);
- specimen collection type (e.g., blood, urine, oral fluid);

- limitations in research designs (e.g., small samples, selection bias, limited generalizability, lack of comparison groups, control variables accounted for, etc.); and,
- variations in the frequency and manner in which states collect and report such data to the Fatality Analysis Reporting System (FARS) and their respective state traffic crash data and court case management systems.⁷⁶

Virginia faces several challenges in determining the frequency of drug-impaired driving across its localities due to a combination of factors. First, there is a lack of consistency in how subsections of Virginia's DUI statute, Virginia Code § 18.2-266, are captured in arrest and court data. For example, many arrests, charges, and convictions are entered as *general* § 18.2-266 DUIs, as opposed to a violation of a *specific* clause of § 18.2-266.⁷⁷ Clauses (i) and (ii) of § 18.2-266 relate solely to alcohol, clauses (iii) and (v) relate solely to drugs, and clause (iv) pertains to a combination of alcohol and drugs.

Second, determining the presence of drugs in a person's system following a DUI arrest requires a blood sample and testing. Many DUI charges in Virginia are based solely on a breath test (breathalyzer) to determine a person's BAC. If the person's BAC is high enough to support pursuing a DUI conviction, the person's blood is not drawn or tested for the presence of any drugs.

Third, until recently the Virginia Department of Forensic Science (DFS) conducted an initial screening on all DUI blood sample submissions that tested only for the presence of alcohol. If that screening revealed that the person's BAC was less than .10%, the blood sample would then be screened for other drugs. However, if the blood screening showed that the person's BAC was .10% or higher, no further testing was performed on the blood sample. As such, the presence of any drugs in DUI blood sample submissions where the BAC was .10% or higher was not captured. In January 2023, DFS began screening all DUI blood sample submissions for marijuana in addition to alcohol. This change in testing procedures will provide additional data on marijuana-impaired driving, but it will not capture data for any other drugs.

Finally, while the Virginia OCME reports the level of ethanol detected in MVC decedent drivers, it does not currently report whether any *drugs* were detected in the toxicology results of MVC decedent drivers.

VIRGINIA DUI LAWS AND CRIMINAL JUSTICE DATA TRENDS

Driving while impaired by alcohol or any other drug is illegal in all 50 states. As part of this study, staff reviewed the Commonwealth's DUI laws and found that Virginia's statutory scheme is effective for charging and prosecuting DUI cases.⁷⁸ In Virginia, DUI offenses and their punishments are based on a variety of factors, such as the number of prior DUI convictions,⁷⁹ the time period between DUI offenses,⁸⁰ the defendant's BAC or blood concentration of certain drugs at the time of the offense,⁸¹ and whether the defendant was transporting a child at the time of the offense.⁸² *Appendix B* provides an overview of general DUI offenses, penalties, driver's license suspensions, and ignition interlock requirements in Virginia.

Staff also requested and analyzed data relating to Virginia's DUI laws. As previously noted, numerous criminal justice data sources were examined to identify DUI trends. Similar to public health and highway safety data, the manner in which these criminal justice data sources capture overall DUI-related data vary. *Appendix D* outlines the nature and scope of each criminal justice data source, as well as the strengths and limitations of each.

After discussing both national and Virginia DUI arrest trends, the following sections will detail data trends in Virginia pertaining to the following DUI-specific matters:

- General DUI (§ 18.2-266);
- DUI involuntary manslaughter (§ 18.2-36.1);
- DUI maiming (§ 18.2-51.4);
- DUI breath alcohol tests and blood samples;
- General DUI refusals (§ 18.2-268.3);
- DMV operator's license implications;
- Ignition interlock devices and tampering (§ 18.2-270.1);
- Driving after DUI forfeiture of license (§ 18.2-272(B));
- Commercial vehicle DUI and refusals (§§ 46.2-341.24 and 46.2-341.26:3); and,

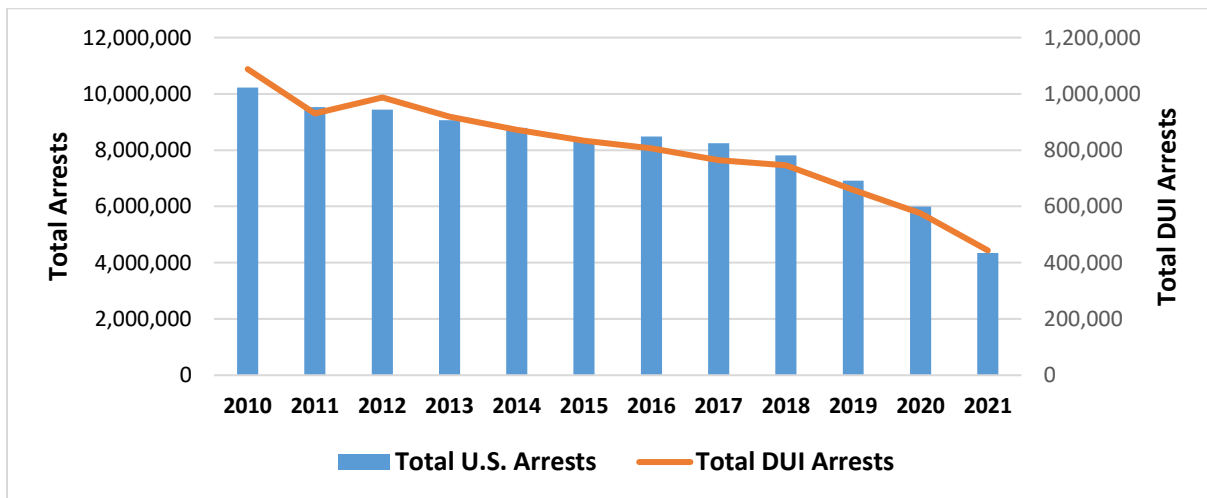
- Incarceration trends for DUI offenses.

Arrest Trends

- 1. The number of overall arrests and DUI arrests have significantly decreased in both the United States and Virginia since 2010; however, DUI arrests have consistently comprised approximately 10% of overall arrests each year.***

Staff examined the number of overall arrests and DUI arrests reported to the FBI’s national Uniform Crime Reporting (UCR) Program between 2010 and 2021. Since 2010, the total number and rate of overall arrests and DUI arrests have steadily decreased across the United States.⁸³ As seen in Chart 1, overall arrests (in blue), as well as DUI arrests (in orange) decreased significantly since 2010 across the United States. Specifically, there was a 59% decrease in overall arrests and a 60% decrease in DUI arrests between 2010 and 2021.⁸⁴ However, despite the overall reduction in both types of arrests, DUI offenses consistently comprised approximately 10% of total arrests each year.⁸⁵ Appendix H provides the raw number of total overall arrests and DUI arrests in the United States as reported by the national FBI UCR Program.

Chart 1: Total Reported Arrests and DUI Arrests in the United States, 2010-2021

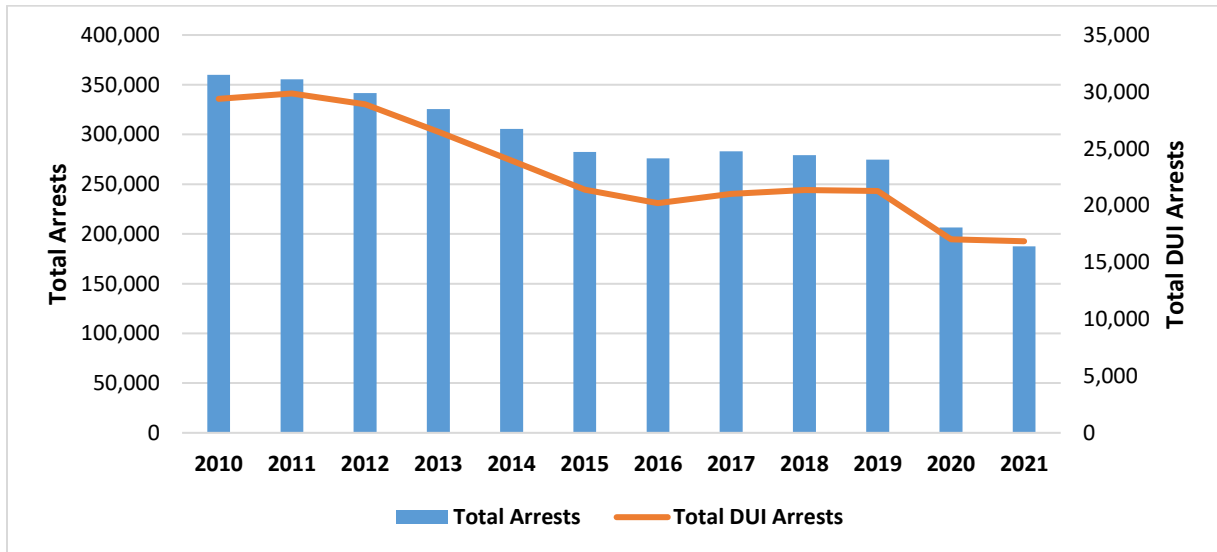


Source: FBI, UCR Program, *Crime Data Explorer*. Data retrieved June 1, 2023.

Staff also examined the number of overall arrests and DUI arrests reported to the Virginia UCR Program between 2010 and 2021. Similar to national trends, Virginia experienced a significant decline in both overall arrests and DUI arrests. As seen in Chart 2, overall arrests in Virginia have

decreased significantly in the past decade.⁸⁶ Between 2010 and 2021, there was a 48% decrease in overall arrests and a 43% decrease in DUI arrests.⁸⁷ However, despite the overall reduction in both types of arrests, DUI offenses consistently comprised approximately 10% of total arrests each year in Virginia.⁸⁸ *Appendix I* provides the raw number of total overall arrests and DUI arrests in Virginia as reported by Virginia’s UCR Program.

Chart 2: Total Reported Arrests and DUI Arrests in Virginia, 2010-2021



Source: Virginia State Police, *Crime in Virginia, 2010-2021*.

2. *The demographics and characteristics of DUI arrestees and arrests have remained fairly stable in both the United States and Virginia since 2010.*

Despite the decline in the number of DUI arrests nationally and in Virginia, the general characteristics of arrestees and arrests have remained fairly stable. Staff examined the demographics and characteristics of DUI arrestees and arrests reported by the national FBI UCR Program since 2010. According to this data, approximately 75% of DUI arrestees were male,⁸⁹ 50% were between the ages of 20-34,⁹⁰ and nearly 85% were classified as White each year since 2010.⁹¹

Staff also examined the demographics and characteristics of DUI arrestees and arrests reported by the Virginia UCR Program between 2010 and 2021, including whether the arrestee was a resident of the locality (county/city) in which the arrest was made, the month and day of week

the arrest was made, and whether the arrest was made during a major holiday period.⁹² The following findings were revealed for Virginia:

- Similar to national trends, approximately 75% of all DUI arrestees were male and 50% were between 20 to 34 years of age each year since 2010.
- The percentage of DUI arrestees in Virginia classified as White each year has decreased from 76% of arrestees in 2010 to 69% of arrestees in 2021.
- The percentage of DUI arrestees in Virginia classified as Black each year has increased from 22% of arrestees in 2010 to 28% of arrestees in 2021.
- Approximately 60% of DUI arrestees were residents of the locality in which they were arrested; whereas, 40% were residents of another Virginia locality or another state.
- Generally, there was an equal number of DUI arrests across all 12 months (between 7% - 10% each month).⁹³
- Each year, since 2010, approximately 50% of all DUI arrests were made on Saturdays and Sundays combined, while closer to two-thirds (60% - 64%) of DUI arrests were made on Fridays, Saturdays, and Sundays combined.
- Each year, since 2010, 10% of all DUI arrests were made during the following major holiday time periods: New Year's, Memorial Day, Fourth of July, Labor Day, Thanksgiving, and Christmas.⁹⁴

See *Appendix I* for statewide Virginia UCR Program DUI data broken down by individual year. See *Appendix K* for data relating to the number of total Group B DUI arrests in each locality and by each reporting law enforcement agency. In general, the number of Group B DUI arrests varied significantly across Virginia localities during this time frame.

Virginia DUI Laws and Data

The data referenced above from the FBI and Virginia UCR Programs represents an aggregate snapshot of enforcement for a *combination* of all DUI-related statutes. To examine arrest trends across *individual* statutes, staff requested arrest data from the Virginia State Police's Central Criminal Records Exchange (CCRE), along with charge and conviction data from Virginia district and circuit courts, to identify any trends relating to the impact of DUI offenses on court workload.

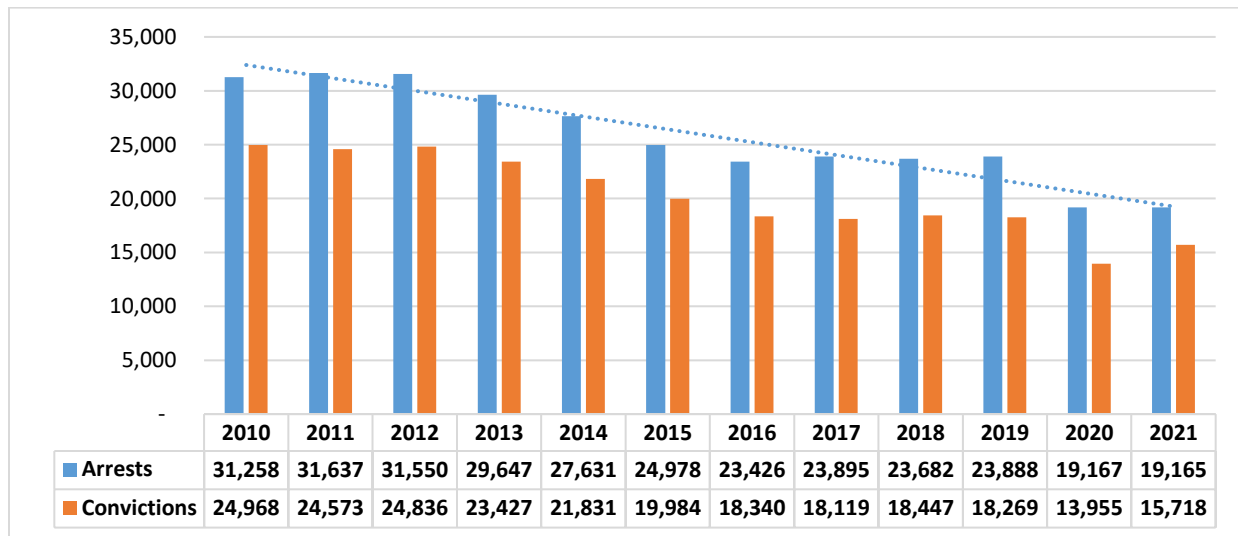
General DUI (§ 18.2-266)

In Virginia, it is unlawful for any person to drive or operate any motor vehicle while such person has a BAC of 0.08% or more; while such person is under the influence of alcohol; or, while such person is under the influence of any drug or any combination of alcohol and drugs to a degree which impairs their ability to drive or operate any motor vehicle safely.⁹⁵ In addition, it is unlawful for any person to drive or operate any motor vehicle while such person has a blood concentration of any of the following substances at a level that is equal to or greater than: (a) 0.02 milligrams of cocaine per liter of blood, (b) 0.1 milligrams of methamphetamine per liter of blood, (c) 0.01 milligrams of phencyclidine per liter of blood, or (d) 0.1 milligrams of 3,4-methylenedioxymethamphetamine per liter of blood.⁹⁶

3. The total number of arrests and convictions recorded in the Virginia CCRE for violations of § 18.2-266 have decreased significantly since 2010.

Since 2010, the total number of arrests and convictions specifically for violations of § 18.2-266 have decreased significantly in Virginia. Between 2010 and 2021, there was a 39% decrease in arrests (in blue) and a 37% decrease in convictions (in orange) recorded in the CCRE for violations of § 18.2-266, as seen in Chart 3.⁹⁷

Chart 3: Total DUI Arrests and Convictions (§ 18.2-266) in the Virginia CCRE, 2010-2021



Source: Virginia State Police, Central Criminal Records Exchange (CCRE). These figures represent a “snapshot” of CCRE data provided to Crime Commission staff on October 14, 2022 (arrest data) and November 2, 2022 (conviction data). Arrest and conviction data are mutually exclusive as other arrest offenses can result in a § 18.2-266 conviction. Further, the arrest data is not directly comparable to the Virginia UCR Program data due to differing methodologies in arrest counts.

4. The overwhelming majority of DUI arrests recorded in the Virginia CCRE for violations of § 18.2-266 between 2010 and 2021 were for misdemeanor DUI.

There were a total of 309,924 DUI arrests recorded in the Virginia CCRE for violations of § 18.2-266 between 2010 and 2021.⁹⁸ Nearly all of the arrests recorded for violations of § 18.2-266 were classified as misdemeanors. Specifically, 95% (293,478) were misdemeanor DUI arrests and 5% (16,446) were felony DUI arrests.⁹⁹

5. The vast majority of DUI arrests recorded in the Virginia CCRE for violations of § 18.2-266 between 2010 and 2021 resulted in a conviction for DUI or some other offense.

Staff examined the disposition status of the 309,924 arrests for violations of § 18.2-266 recorded in the Virginia CCRE between 2010 and 2021.¹⁰⁰ The conviction rates for both misdemeanor and felony violations of § 18.2-266 were very high. Specifically, 84% (246,194 of 293,478) of misdemeanor DUI arrests for violations of §18.2-266 between 2010 and 2021 resulted in a conviction.¹⁰¹ Of these 246,194 convictions:¹⁰²

- 92% (225,853) were for misdemeanor DUI;
- 7% (17,975) were amended to reckless driving; and,
- 1% (2,366) were amended to some other offense.

Similarly, 85% (14,006 of 16,446) of felony DUI arrests for violations of § 18.2-266 between 2010 and 2021 resulted in a conviction.¹⁰³ Of these 14,006 convictions:¹⁰⁴

- 61% (8,525) were for felony DUI;
- 38% (5,265) were amended to misdemeanor DUI;
- 1% (145) were amended to reckless driving; and,
- Less than 1% (71) were amended to some other offense.

6. When examining court data, the number of charges and convictions for violations of § 18.2-266 decreased significantly in district and circuit courts since 2010. Further, the majority of charges for violations of § 18.2-266 were filed and concluded in general district courts.

Staff requested data relating to the number of statewide charges and convictions in district and circuit courts for violations of § 18.2-266 between 2010 and 2021. Data revealed a significant decrease in both the number of charges filed and the number of convictions in district and circuit courts for violations of § 18.2-266 since 2010 (see *Appendix L*).¹⁰⁵ For example, there was a 38% decrease in charges filed in general district courts for violations of § 18.2-266 in 2010 as compared to those filed in 2021 (from 31,721 in 2010 to 19,595 in 2021).¹⁰⁶ Similarly, there was a 42% decrease in convictions recorded in general district courts for violations of § 18.2-266 in 2010 as compared to 2021 (from 24,575 in 2010 to 14,314 in 2021).¹⁰⁷

The number of charges and convictions in district and circuit courts for violations of § 18.2-266 between 2010 and 2021 varied greatly across Virginia localities. See *Appendix R* for charges and convictions in district and circuit courts for violations of § 18.2-266 broken down by individual locality.

7. Despite the considerable decrease in the number of charges and convictions for violations of § 18.2-266, the proportion of charges and convictions designated as drug-related DUI increased dramatically in both circuit and general district courts from 2020 to 2021.

Although data indicated a significant *decrease* in the number of charges and convictions for violations of § 18.2-266, data also revealed a dramatic *increase* in the proportion of charges filed and convictions designated as drug-related DUIs in both district and circuit courts from 2020 to 2021 (see *Appendix L*).¹⁰⁸ For instance, the number of statewide charges filed in general district courts for violations of § 18.2-266 designated as drug-related increased from 385 charges filed in 2020 to 1,512 charges filed in 2021.¹⁰⁹ Likewise, the number of statewide convictions in general district courts for violations of § 18.2-266 designated as drug-related increased from 78 convictions in 2020 to 548 convictions in 2021.¹¹⁰ The precise explanation for this drastic increase

is not yet clear. Explanations could include higher levels of actual drug-related DUIs and enforcement, more accurate classification and data entry by law enforcement, prosecution, and clerks of court, better training of law enforcement officers and prosecutors in distinguishing drug DUIs from alcohol DUIs, or a combination of these factors. For example, with the legalization of marijuana, the Virginia State Police received \$1 million in both FY22 and FY23 to train law enforcement officers on drug recognition techniques. As a result of this funding, the number of certified Drug Recognition Experts (DREs) in the Commonwealth increased from 22 to 58 and approximately 300 state and local law enforcement officers received Advanced Roadside Impaired Driving Enforcement (ARIDE) training by the end of 2022.

The number of charges and convictions in district and circuit courts for violations of § 18.2-266 designated as drug-related between 2010 and 2021 varied greatly across Virginia localities. See *Appendix R* for charges and convictions in district and circuit courts for violations of § 18.2-266 designated as drug-related broken down by individual locality.

DUI Involuntary Manslaughter (§ 18.2-36.1)

8. Arrests for DUI involuntary manslaughter recorded in the Virginia CCRE for violations of § 18.2-36.1 fluctuated slightly between 2010 and 2021, and 75% of such arrests resulted in a conviction.

In Virginia, an individual who is driving under the influence of alcohol,¹¹¹ drugs,¹¹² or a combination of both,¹¹³ and, as a result, causes the death of another person shall be guilty of involuntary manslaughter.¹¹⁴ Involuntary manslaughter is punishable as a Class 5 felony.¹¹⁵ A Class 5 felony is punishable by a term of imprisonment from one to 10 years, or in the discretion of the jury or the court trying the case without a jury, confinement in jail for not more than 12 months and/or a fine of up to \$2,500.¹¹⁶

If the conduct of the defendant was so gross, wanton, and culpable as to show a reckless disregard for human life, they shall be guilty of aggravated involuntary manslaughter.¹¹⁷ Aggravated involuntary manslaughter as a result of driving under the influence is a felony punishable by a term of imprisonment between one year and 20 years.¹¹⁸ There is a one year mandatory minimum term of imprisonment.¹¹⁹

For a conviction of DUI involuntary manslaughter or DUI aggravated involuntary manslaughter, a person shall have their driver's license revoked pursuant to Virginia Code § 46.2-391(B).¹²⁰

Staff examined the dispositions of the 531 arrests for violations of § 18.2-36.1 recorded in the Virginia CCRE between 2010 and 2021.¹²¹ A large proportion of these arrests resulted in a conviction. Specifically, 75% (400 of 531) of arrests for violations of § 18.2-36.1 between 2010 and 2021 resulted in a conviction.¹²² Of these 400 convictions, 97% (387) were for DUI involuntary manslaughter, and 3% (13) were amended to some other offense.¹²³

Staff also requested statewide data relating to the number of charges filed and convictions in district and circuit courts for violations of § 18.2-36.1 between 2010 and 2021. Data revealed that charges and convictions for DUI involuntary manslaughter (§ 18.2-36.1) fluctuated slightly between 2010 and 2021 (see *Appendix L*).¹²⁴

The number of charges and convictions in district and circuit courts for violations of § 18.2-36.1 between 2010 and 2021 varied greatly across Virginia localities. See *Appendix R* for charges and convictions in district and circuit courts for violations of § 18.2-36.1 broken down by individual locality.

DUI Maiming (§ 18.2-51.4)

9. Arrests for DUI maiming recorded in the Virginia CCRE for violations of § 18.2-51.4 generally increased between 2010 and 2020, with a significant increase in 2020 and 2021, and nearly 60% of such arrests resulted in a conviction.

In Virginia, an individual who is driving under the influence of alcohol¹²⁵, drugs¹²⁶, or a combination of both¹²⁷, in a manner so gross, wanton, and culpable as to show a reckless disregard for human life and unintentionally causes the serious bodily injury¹²⁸ of another person is guilty of DUI maiming, which is a Class 6 felony.¹²⁹ A Class 6 felony is punishable by a term of imprisonment from one to five years, or in the discretion of the jury or the court trying the case without a jury, confinement in jail for not more than 12 months and/or a fine of up to \$2,500.¹³⁰

If the conduct of the defendant unintentionally causes the serious bodily injury of another person resulting in permanent and significant physical impairment, then the defendant is guilty of a Class

4 felony.¹³¹ A Class 4 felony is punishable by a term of imprisonment from two to 10 years and a fine up to \$100,000.¹³²

For a conviction of DUI maiming or DUI maiming resulting in a permanent and significant physical impairment, a person shall have their driver's license revoked pursuant to Virginia Code § 46.2-391(B).¹³³

Staff examined the dispositions of the 726 arrests for violations of § 18.2-51.4 recorded in the Virginia CCRE between 2010 and 2021.¹³⁴ Over half of these arrests resulted in a conviction. Specifically, 59% (428 of 726) of arrests for violations of § 18.2-51.4 between 2010 and 2021 resulted in a conviction.¹³⁵ Of these 428 convictions, 85% (363) were for DUI maiming, and 15% (65) were amended to some other offense.¹³⁶

Staff also requested statewide data relating to the number of charges filed and convictions in district and circuit courts for violations of § 18.2-51.4 between 2010 and 2021. Data revealed that charges and convictions for DUI maiming (§ 18.2-51.4) generally increased between 2010 and 2020, with a significant increase in 2020 and 2021 (see *Appendix L*).¹³⁷ The increase in DUI maiming charges and convictions could be attributed to a 2019 change in Virginia law which allows for the prosecution of DUI offenses that result in serious bodily injury.¹³⁸ Prior to 2019, the statute only allowed for prosecution of DUI offenses resulting in permanent and significant physical impairment.¹³⁹

The number of charges and convictions in district and circuit courts for violations of § 18.2-51.4 between 2010 and 2021 varied greatly across Virginia localities. See *Appendix R* for charges and convictions in district and circuit courts for violations of § 18.2-51.4 broken down by individual locality.

DUI Breath Alcohol Tests and Blood Samples

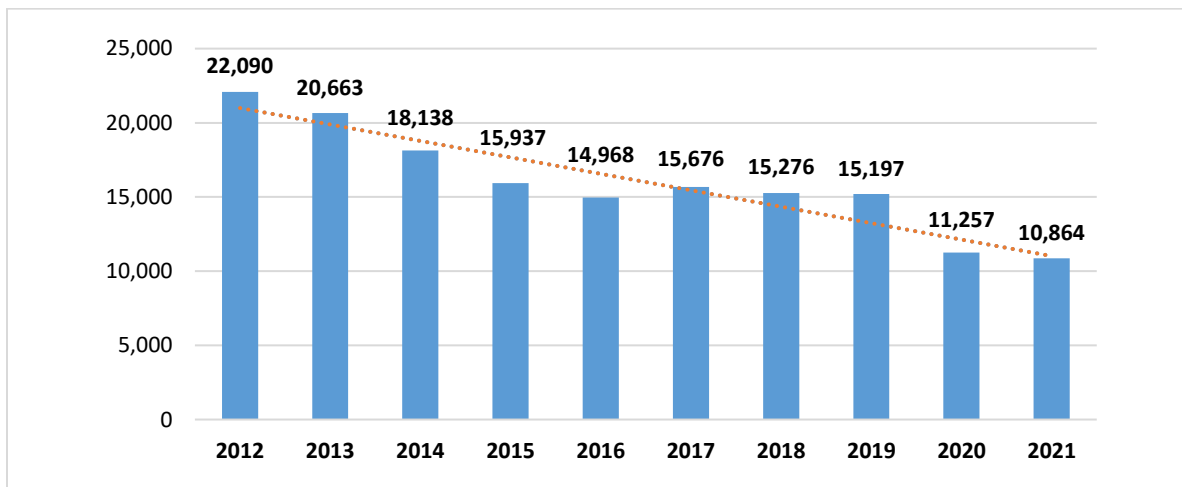
In Virginia, any driver who operates a motor vehicle on any highway in the Commonwealth is deemed to have consented to have samples of their breath and/or blood taken for a chemical test to determine the alcohol and/or drug content of their blood if they are arrested for a DUI within three hours of the alleged offense.¹⁴⁰

10. The number of breath alcohol tests administered annually in Virginia has generally been decreasing since 2012.

The Virginia Department of Forensic Science (DFS) is responsible for ensuring that statewide quality assurance and standards are met by all local, state, and federal law enforcement agencies in Virginia who administer breath alcohol tests.¹⁴¹ The number of DUI breath and BAC test results serve as an additional measure of DUI enforcement and provide an indication of the degree of alcohol impairment in drivers.

As seen in Chart 4, the total number of DUI breath tests has been decreasing in Virginia since 2012. See *Appendix M* for the number and rate of DUI breath tests administered annually by agencies across Virginia. The number and rate of DUI breath tests administered varied widely across agencies in Virginia over time.

Chart 4: Total DUI Breath Tests, 2012-2021



Source: Virginia Department of Forensic Science, 2012-2021.

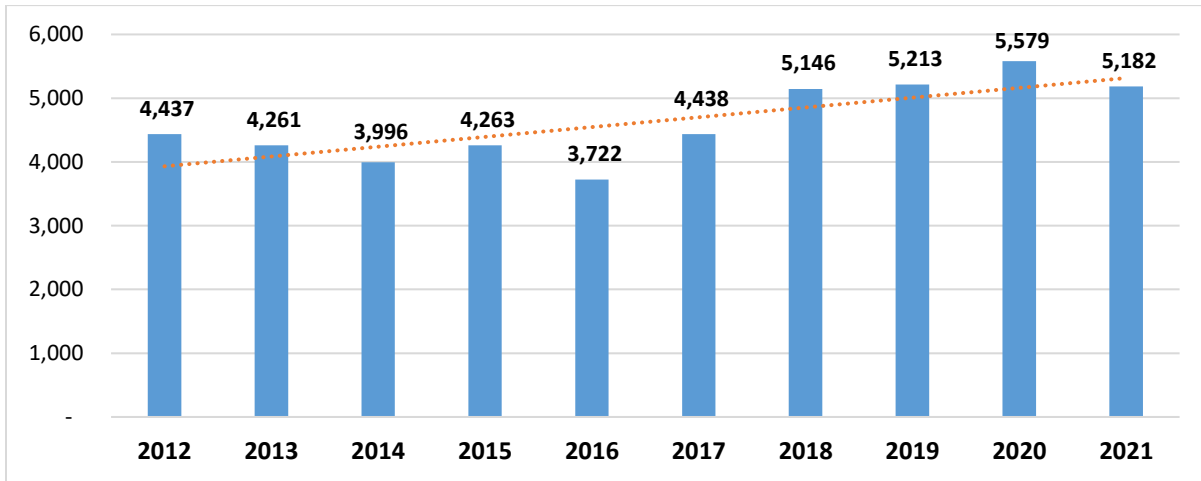
11. The number of blood samples submitted to DFS annually for DUI toxicology testing has generally been increasing since 2016.

The DFS is also responsible for providing various forensic kits for evidence collection to law enforcement agencies in Virginia.¹⁴² DUI/DUID kits are used to collect blood samples from individuals who are believed to be driving while under the influence of alcohol, drugs, or both. The Toxicology Section of DFS is responsible for receiving and testing all of these blood samples to determine the presence and amount of alcohol or drugs, if any.¹⁴³ DFS toxicologists also provide

expert testimony in court relating to the effects of alcohol and/or drugs on driving behavior to establish driver impairment.

As seen in Chart 5, the number of blood samples submitted to DFS annually for DUI toxicology testing has generally been increasing since 2016.

Chart 5: Total DUI/DUID Toxicology Submissions to DFS, 2012-2021



Source: Virginia Department of Forensic Science, 2012-2021.

General DUI Refusals (§ 18.2-268.3)

12. The number of general DUI refusal charges (§ 18.2-268.3) in Virginia have been decreasing since 2013, with only a small percentage of such charges resulting in a conviction.

In Virginia, an individual who is arrested for driving under the influence of alcohol,¹⁴⁴ drugs,¹⁴⁵ or both,¹⁴⁶ and unreasonably refuses to have samples of his breath taken for chemical tests to determine the alcohol content of his blood is guilty of a refusal.¹⁴⁷

A first violation breath refusal is a civil offense and the court must suspend the defendant’s privilege to drive for one year.¹⁴⁸ If an individual is found guilty of a breath refusal, and within the 10 years prior to the refusal they were found guilty of a refusal or a DUI arising out of a separate occurrence or incident, they are guilty of a Class 1 misdemeanor and their driver’s license is revoked for three years.¹⁴⁹

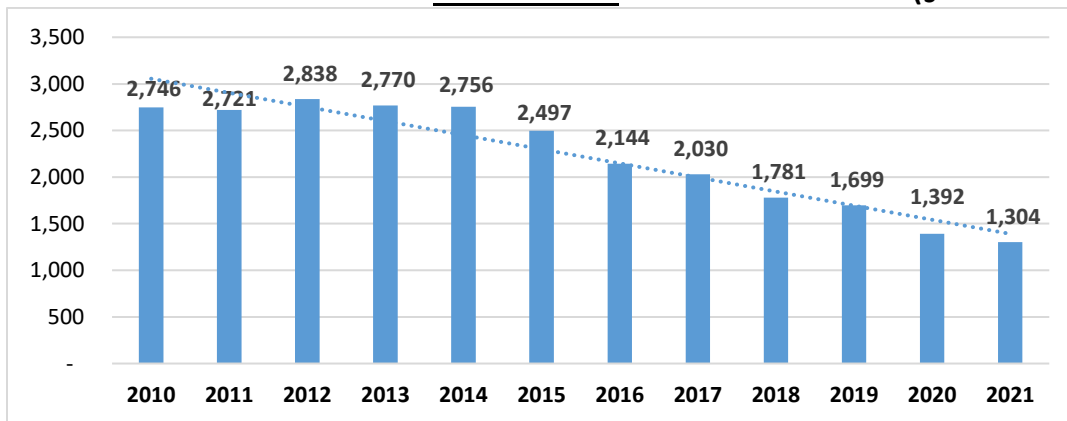
In Virginia, an individual who is arrested for driving under the influence of alcohol,¹⁵⁰ drugs,¹⁵¹ or both,¹⁵² and unreasonably refuses to have samples of his blood for chemical tests to determine the alcohol or drug content of his blood is guilty of a refusal.¹⁵³ A blood sample refusal is a civil offense.

A first violation blood refusal requires the court to suspend the defendant’s privilege to drive for one year.¹⁵⁴ If an individual is found guilty of a blood refusal and within the 10 years prior to the refusal they were found guilty of a refusal or a DUI arising out of a separate occurrence or incident, the individual’s license will be revoked for three years.¹⁵⁵

Staff examined the disposition status of the 26,678 arrests for *misdemeanor* violations of § 18.2-268.3 recorded in the Virginia CCRE between 2010 and 2021. Only a small percentage of these arrests resulted in a conviction. Specifically, 14% (3,770 of 26,678) of arrests for *misdemeanor* violations of § 18.2-268.3 between 2010 and 2021 resulted in a conviction.¹⁵⁶ Of these 3,770 convictions, 97% (3,654) were for *misdemeanor* DUI refusal, and 3% (116) were amended to some other offense.¹⁵⁷

The low conviction rate for misdemeanor DUI refusals can be attributed to the fact that many refusal charges are *nolle prosequi* or dismissed when the accompanying DUI charge results in a conviction. Further, as seen in Chart 6, the number of *misdemeanor* arrests in the CCRE decreased since 2012 (Va. Code § 18.2-268.3), which could be due in part to substantive changes to the DUI refusal statute in response to the 2016 U.S. Supreme Court decision in *Birchfield v. North Dakota*.¹⁵⁸

Chart 6: Total Arrests in CCRE for Misdemeanor General DUI Refusals (§ 18.2-268.3)



Source: Virginia State Police, CCRE.

Civil violations of Va. Code § 18.2-268.3 are not captured in the CCRE, as they do not require a fingerprint to be submitted upon conviction. Due to violations of § 18.2-268.3 being classified as either a misdemeanor or a civil violation, staff examined the number of statewide charges and convictions in district and circuit courts for both misdemeanor and civil violations of § 18.2-268.3 between 2010 and 2021. Data revealed that the number of charges for violations of § 18.2-268.3 generally decreased across circuit and general district courts between 2013 and 2021 (see *Appendix L*).¹⁵⁹ Further, the data also showed that the number of convictions for violations of § 18.2-268.3 decreased significantly between 2013 and 2021 and that the number of convictions was significantly less than the number of charges filed across all types of courts each year.¹⁶⁰ As such, general trends relating to violations of § 18.2-268.3 were consistent whether examining such data for misdemeanors alone in the CCRE or examining court data relating to the total number of criminal and civil charges filed and convictions obtained each year.

The number of charges and convictions in district and circuit courts for violations of § 18.2-268.3 between 2010 and 2021 varied greatly across Virginia localities. See *Appendix R* for charges and convictions in district and circuit courts for violations of § 18.2-268.3 broken down by individual locality.

DMV Driver's License Implications

13. Administrative driver's license suspensions vary significantly by state.

An administrative driver's license suspension typically occurs after a driver is arrested on suspicion of DUI, and they are either found to have a BAC at or exceeding .08% or they refuse to submit to a breath or blood test. The administrative driver's license suspension is triggered by the BAC finding or the refusal, before a decision of guilt or innocence is reached regarding the DUI arrest. Staff conducted a 50 state review of *pre-conviction* administrative driver's license suspension statutes. Staff found that 41 states suspend driver's licenses following a finding that a driver had a BAC at or exceeding .08%.¹⁶¹ In addition, staff found that 48 states suspend driver's licenses following a finding that a driver refused to submit to a breath or blood test.¹⁶²

The administrative driver's license suspension periods vary significantly by state. For a first offense DUI, where the driver was found to have a BAC at or exceeding .08%, the shortest pre-conviction suspension period is seven days (Virginia)¹⁶³ and the longest suspension period is one year (Georgia,¹⁶⁴ Hawaii,¹⁶⁵ and Tennessee¹⁶⁶). The most common suspension period is 90 days (12 states),¹⁶⁷ and the next most common suspension periods are 180 days (6 states)¹⁶⁸ and six months (6 states).¹⁶⁹ For a first offense refusal, the shortest pre-conviction suspension period is seven days (Virginia) and the longest suspension period is one year¹⁷⁰ (Arizona,¹⁷¹ California,¹⁷² Colorado,¹⁷³ Delaware,¹⁷⁴ Florida,¹⁷⁵ Georgia,¹⁷⁶ Hawaii,¹⁷⁷ Idaho,¹⁷⁸ Illinois,¹⁷⁹ Indiana,¹⁸⁰ Iowa,¹⁸¹ Kansas,¹⁸² Louisiana,¹⁸³ Michigan,¹⁸⁴ Minnesota,¹⁸⁵ Missouri,¹⁸⁶ Nebraska,¹⁸⁷ Nevada,¹⁸⁸ New Mexico,¹⁸⁹ New York,¹⁹⁰ North Carolina,¹⁹¹ Ohio,¹⁹² Oregon,¹⁹³ Pennsylvania,¹⁹⁴ Tennessee,¹⁹⁵ Washington,¹⁹⁶ West Virginia,¹⁹⁷ and Wisconsin¹⁹⁸). A majority of states (28)¹⁹⁹ have a one year suspension period, and the next most common suspension period is 180 days (5 states).²⁰⁰

When examining these pre-conviction administrative driver's license suspension periods, Virginia initially appears to be an outlier with a seven-day license suspension period. However, a closer examination of the pre-conviction administrative license suspension periods throughout the United States demonstrates that Virginia is not as significant of an outlier as it initially appears. As previously noted, eight states do not authorize any pre-conviction license suspension periods based on BAC findings. In addition, at least 21 states²⁰¹ either allow pre-conviction license suspension periods to run concurrently with post-conviction license suspension periods, or they allow the pre-conviction license suspension period to be credited towards the post-conviction license suspension period. In contrast to these states, Virginia imposes distinct pre- and post-conviction license suspension periods for DUI and refusal offenses, and the post-conviction license suspension periods are quite substantial.²⁰² For example, a person convicted of a first DUI must have their license suspended for one year, a second DUI requires a three year license suspension, and a third or subsequent DUI will result in an indeterminate license suspension.²⁰³

14. DUI convictions have a significant impact on Virginia DMV driver’s license restrictions, suspensions, forfeitures, and revocations.

In Virginia, one consequence of a DUI conviction is a driver’s license suspension.²⁰⁴ Following a DUI conviction, DMV is mandated by the Virginia Code to revoke or suspend a person’s driver’s license based on their number of prior DUI convictions.²⁰⁵ The following subsections reflect the total number of driver’s license restrictions, suspensions, forfeitures, and revocations by DMV for DUI convictions pursuant to Virginia Code §§ 18.2-266, 18.2-268.3, and 46.2-341.24 for CY2017-CY2021 that involved alcohol or a combination of alcohol and drugs; however, restrictions, suspensions, forfeitures, and revocations for DUI convictions related solely to drugs are not included in these figures.²⁰⁶

DUI 1st (§ 18.2-266)

For a first DUI conviction, the driver’s license is suspended for one year.²⁰⁷ If a person is granted a restricted license at the time of conviction, they are considered to have been suspended with restricted privileges and they never have a period in which they are placed in a revoked status and lose their driving privileges. Table 6 illustrates the number of restricted, suspended, and revoked driver’s licenses relating to drivers convicted of their first DUI.²⁰⁸ Per DMV, the numbers in each column do not add up to a total number of drivers convicted of a DUI 1st offense, as the numbers overlap.²⁰⁹ For instance, such drivers are reflected in both the suspended and restricted column, as they are considered both.²¹⁰ Further, if a driver is not granted restricted driving privileges at any point during their revocation, they are only reflected in the revoked column.²¹¹ Finally, if a driver is granted restricted driving privileges during their year of revocation, they are reflected in all three columns.²¹²

Table 6: DUI 1st: Number of Restricted, Suspended, and Revoked O/L, CY2017-CY2021

Calendar Year	Restricted	Suspended	Revoked
2017	8,318	8,318	706
2018	8,645	8,645	641
2019	8,236	8,236	8,487
2020	6,059	6,059	6,724
2021	6,574	6,574	7,447

Source: VA Department of Motor Vehicles.

DUI 2nd (§ 18.2-266)

If an offender receives a second DUI conviction within 10 years of their first offense, the driver’s license is suspended for three years.²¹³ Restricted driving privileges are authorized after four months if it is a 2nd conviction within 10 years or one year if it is a 2nd conviction within five years.²¹⁴ As such, all DUI 2nd convictions come with a revocation. Table 7 outlines the number of restricted, suspended, and revoked driver’s licenses relating to drivers convicted of their second DUI.²¹⁵ Per DMV, because the restricted license cannot be issued at the same time as the conviction, the information contained in the restricted column for each year could apply to convictions from that year or could be from a conviction from a year or two prior.²¹⁶

Table 7: DUI 2nd: Number of Restricted, Suspended, and Revoked O/L, CY2017-CY2021

Calendar Year	Restricted	Suspended	Revoked
2017	912	912	129
2018	821	821	110
2019	848	848	2,127
2020	546	546	1,628
2021	639	639	1,670

Source: VA Department of Motor Vehicles.

Felony DUI and DUI 3rd or Subsequent (§ 18.2-266)

A driver’s license is revoked indefinitely if an offender receives a felony DUI conviction under Virginia Code § 18.2-266 or a third or subsequent DUI conviction within 10 years of two other DUI offenses.²¹⁷ Table 8 shows the number of revoked operator’s licenses for drivers convicted of a felony DUI or a third or subsequent DUI conviction.²¹⁸ The driver may petition the Court after three years for restricted driving privileges and may petition the Court for full restoration of driving privileges after five years.²¹⁹

Table 8: Felony DUI and DUI 3rd: Number of Revoked O/L, CY2017-CY2021

Calendar Year	Revoked
CY2017	1,070
CY2018	1,003
CY2019	985
CY2020	720
CY2021	866

Source: VA Department of Motor Vehicles.

Refusal of Breath or Blood Test (§ 18.2-268.3)

Until July 1, 2020, an individual convicted of Va. Code § 18.2-268.3 had their driver’s license suspended for at least one year and was not eligible to receive restricted driving privileges.²²⁰ Starting July 1, 2020, an individual who is convicted of a first offense violation of § 18.2-268.3 may petition the Court for restricted driving privileges after 30 days.²²¹ Table 9 shows the number of restricted and suspended driver’s licenses relating to drivers convicted of § 18.2-268.3.²²² According to DMV, drivers that obtained restricted privileges are included in both the suspended and restricted column.²²³ Drivers are not revoked under this particular Code section.²²⁴

Table 9: DUI Refusal: Number of Restricted and Suspended O/L, CY2017-CY2021

Calendar Year	Restricted	Suspended
2017	0	598
2018	0	564
2019	0	586
2020	4	398
2021	57	390

Source: VA Department of Motor Vehicles.

Ignition Interlock Devices and Tampering (§ 18.2-270.1)

15. The average number of ignition interlock devices installed in vehicles in Virginia increased significantly between FY12 and FY14, and has fluctuated since FY14.

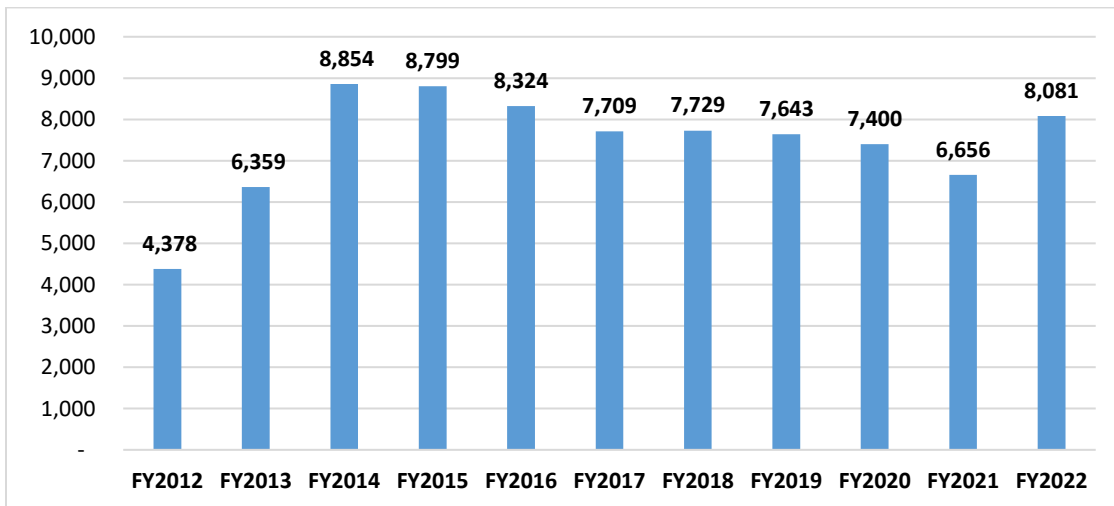
Ignition interlock devices have consistently been considered an effective DUI countermeasure.²²⁵ In Virginia, an ignition interlock device *may* be required after a DUI conviction.²²⁶ A first offense DUI conviction requires a one year license suspension; however, the Court may grant the offender a restricted license.²²⁷ For a first alcohol-related DUI conviction under clause (i), (ii), or (iv) of Virginia Code § 18.2-266, the Court *must* order an ignition interlock system for at least six months as a condition of a restricted license.²²⁸ However, for a first drug-related DUI conviction under clause (iii) or (iv) of Virginia Code § 18.2-266, the Court *may* order an ignition interlock system for at least six months as a condition of a restricted license.²²⁹ Finally, if a first offense DUI offender whose BAC was less than 0.15 applies for an “any purpose” restricted driver’s license, the Court may grant such a license, but *must* order an ignition interlock device be installed for at least 12 months.²³⁰

For a second or subsequent DUI conviction, the Court must order an ignition interlock system for at least six months, either as a condition of a restricted driver’s license or as a condition of restoring driving privileges.²³¹

In Virginia, the Commission on Virginia Alcohol Safety Action Program (VASAP) was established to “formulate and maintain standards to be observed by local ASAPs and to allocate funds to programs with budget deficits.”²³² There are currently 24 local ASAPs that the Commission oversees, which offer a wide variety of services for individuals referred to such impaired driving programming.²³³ VASAP also currently oversees Virginia’s Ignition Interlock Program.²³⁴

Staff requested Virginia Ignition Interlock Program data relating to the average number of ignition interlock devices installed in vehicles each month by fiscal year across all 24 local ASAPs and all 4 vendors.²³⁵ As seen in Chart 7, the number of ignition interlock devices in vehicles increased substantially between FY12 and FY14, shortly after these devices became mandatory for first time DUI convictions in 2012.²³⁶

Chart 7: Average Number of Ignition Interlock Devices in Vehicles, FY12-FY22



Source: The Commission on Virginia Alcohol Safety Action Program (VASAP).

16. The number of arrests for ignition interlock tampering (§ 18.2-270.1) in Virginia increased significantly in 2018, and nearly 60% of such arrests resulted in a conviction.

Virginia Code § 18.2-270.1 prohibits offenders who are ordered to operate a motor vehicle equipped with an ignition interlock system from tampering with, or in any way circumventing the operation of, an ignition interlock device.²³⁷ If an offender is found to have violated this Code

section, it is punishable as a Class 1 misdemeanor.²³⁸ A Class 1 misdemeanor is punishable by confinement in jail for not more than twelve months and/or a fine of not more than \$2,500.²³⁹

Staff examined the disposition status of the 456 arrests for violations of § 18.2-270.1 recorded in the Virginia CCRE between 2010 and 2021.²⁴⁰ Over half of these arrests resulted in a conviction. Specifically, 59% (267 of 456) of arrests for violations of § 18.2-270.1 between 2010 and 2021 resulted in a conviction.²⁴¹ Of these 267 convictions, 91% (243) were for ignition interlock tampering (§ 18.2-270.1), and 9% (24) were amended to some other offense.²⁴²

Staff also requested statewide data relating to the number of charges filed and convictions in district and circuit courts for violations of § 18.2-270.1 between 2010 and 2021. The number of charges and convictions for violations of § 18.2-270.1 increased significantly from 2017 to 2018 in general district courts (see *Appendix L*).²⁴³ This increase in both charges and convictions occurred after cameras became required on ignition interlock devices in Virginia in mid-2016.²⁴⁴

The number of charges and convictions in district and circuit courts for violations of § 18.2-270.1 between 2010 and 2021 varied greatly across Virginia localities. See *Appendix R* for charges and convictions in district and circuit courts for violations of § 18.2-270.1 broken down by individual locality.

Driving after DUI Forfeiture of License – BAC \geq .02 (§ 18.2-272(B))

In Virginia, an individual whose privilege to drive or operate a motor vehicle on any highway in the Commonwealth has been restricted, suspended, or revoked shall not drive or operate a motor vehicle on any highway in the Commonwealth while they have a BAC of .02 or more.²⁴⁵

Staff requested data relating to the number of statewide charges filed and convictions in district and circuit courts for violations of § 18.2-272(B) between 2010 and 2021. Data showed that both charges and convictions for violations of § 18.2-272(B) remained fairly stable since 2010 across all types of courts (see *Appendix L*).²⁴⁶

The number of charges and convictions in district and circuit courts for violations of § 18.2-272(B) between 2010 and 2021 varied greatly across Virginia localities. See *Appendix R* for charges and

convictions in district and circuit courts for violations of § 18.2-272(B) broken down by individual locality.

Commercial Vehicle DUI and Refusals (§ 46.2-341.24 and § 46.2-341.26:3)

17. Arrests, charges, and convictions for violations of § 46.2-341.24 (commercial vehicle DUI) and § 46.2-341.26:3 (commercial vehicle DUI refusal) are a fairly rare occurrence.

In Virginia, it is unlawful for any person to drive or operate any commercial motor vehicle while such person has a BAC of 0.08% or more; while such person is under the influence of alcohol; or, while such person is under the influence of any drug or any combination of alcohol and drugs to a degree which impairs their ability to drive or operate any commercial motor vehicle safely.²⁴⁷

In addition, it is unlawful for any person to drive or operate any commercial motor vehicle while such person has a blood concentration of any of the following substances at a level that is equal to or greater than: (a) 0.02 milligrams of cocaine per liter of blood, (b) 0.1 milligrams of methamphetamine per liter of blood, (c) 0.01 milligrams of phencyclidine per liter of blood, or (d) 0.1 milligrams of 3,4-methylenedioxymethamphetamine per liter of blood.²⁴⁸

Staff requested statewide data relating to the number of charges filed and convictions in district and circuit courts for violations of § 46.2-341.24 (commercial vehicle DUI) and § 46.2-341.26:3 (commercial vehicle DUI refusal) between 2010 and 2021. Data showed that the number of charges and convictions for both offenses have remained quite small since 2010 (see *Appendix L*).²⁴⁹

The number of charges and convictions in district and circuit courts for violations of § 46.2-341.24 and § 46.2-341.26:3 between 2010 and 2021 were likewise very small across Virginia localities. See *Appendix R* for charges and convictions in district and circuit courts for violations of § 46.2-341.24 and § 46.2-341.26:3 broken down by individual locality.

Incarceration Trends for DUI Offenses

18. Violations of DUI-related offenses have a significant impact on Virginia jails and prisons.

Staff requested data from both the Compensation Board (local/regional jails) and the Virginia Department of Corrections (prisons) relating to individuals detained for violations of DUI offenses. The subsections below detail the general overall findings for both jails and prisons.

Jail Data

Staff requested information from the Compensation Board’s Local Inmate Data System (LIDS) relating to inmates held in local and regional jails across Virginia. Specifically, data focused on pretrial and post-trial inmates held either *solely* on Virginia Code § 18.2-266 or held on § 18.2-266 *plus* other charges. Table 10 shows a “snapshot” of the total number of *pretrial* inmates held in Virginia jails on June 30 of each year between 2013 and 2021.²⁵⁰ As seen in this table, the total number of pretrial inmates charged with violations of § 18.2-266 generally fluctuated across this time period ranging from 572 to 709 pretrial inmates each year, with an average of 637. A noticeable drop in 2020 followed by an increase seen in 2021 is presumably due to the impacts of the COVID-19 pandemic.

Table 10: Pretrial Inmates Charged with Virginia Code § 18.2-266 in Local/Regional Jails, 2013-2021

June 30 th of:	Pretrial Inmates Charged Solely with § 18.2-266	Pretrial Inmates Charged with § 18.2-266 and Other Charges	Total Pretrial Inmates Combined Charged with § 18.2-266
2013	70	502	572
2014	100	543	643
2015	71	507	578
2016	95	563	658
2017	85	530	615
2018	106	589	695
2019	86	623	709
2020	47	525	572
2021	71	621	692

Source: Compensation Board, LIDS, personal communication (November 15, 2022).

Table 11 shows a “snapshot” of the total number of *post-trial* inmates held in Virginia jails on June 30 of each year between 2013 and 2021.²⁵¹ As seen in this table, the total number of *post-trial* inmates sentenced on violations of § 18.2-266 generally decreased during this time period

ranging from 757 to 1,750 post-trial inmates each year, with an average of 1,283. A noticeable drop in 2020 followed by a dramatic increase seen in 2021 is presumably due to the impacts of the COVID-19 pandemic.

Table 11: Post-trial Inmates Sentenced on Virginia Code § 18.2-266 in Local/Regional Jails, 2013-2021

June 30 th of:	Post-trial Inmates Sentenced Solely on § 18.2-266	Post-trial Inmates Sentenced on § 18.2-266 and Other Charges	Total Post-trial Inmates Combined Sentenced on § 18.2-266
2013	536	1,089	1,625
2014	308	1,018	1,326
2015	270	1,003	1,273
2016	234	928	1,162
2017	259	902	1,161
2018	387	881	1,268
2019	371	858	1,229
2020	85	672	757
2021	267	1,483	1,750

Source: Compensation Board, LIDS, personal communication (November 15, 2022).

Virginia Department of Corrections Data

Staff requested sentencing information from the Virginia Department of Corrections relating to State Responsible New Court Commitments (SR NCC)²⁵² sentenced between CY2017 and CY2021 for the following DUI-related statutes: §§ 18.2-36.1, 18.2-51.4, 18.2-266, 18.2-266.1, 18.2-268.3, 18.2-270.1, 18.2-272, 46.2-341.24, 46.2-341.26:3, 46.2-341.29, and 46.2-341.31.²⁵³

There were a total of 3,309 SR NCC with at least one DUI-related conviction between CY2017-CY2021.²⁵⁴ Data revealed that the total number of SR NCC with at least one DUI-related conviction decreased 29% from CY2017 to CY2021 (from 826 in CY2017 to 583 in CY2021).²⁵⁵ Table 12 provides the total number of SR NCC by year and by number of DUI-related convictions. As seen in this table, 72% (2,374 of 3,309) of SR NCC had only one DUI-related conviction across all relevant DUI-related statutes.

Table 12: State Responsible New Court Commitments (SR NCC) with DUI-Related Convictions, CY2017-CY2021

# of DUI-Related Convictions	CY2017	CY2018	CY2019	CY2020	CY2021	Total NCC
1 Conviction	602	493	487	377	415	2,374
2 Convictions	158	159	155	98	137	707
3 Convictions	46	45	34	31	21	177
4 Convictions	17	7	8	1	7	40
5 Convictions	1	1	3	1	3	9
6 Convictions	0	1	0	0	0	1
7 Convictions	1	0	0	0	0	1
8 Convictions	1	0	0	0	0	1
# of NCC	826	706	687	508	583	3,310

Source: Virginia Department of Corrections, personal communication (April 2023).

Further, when examining the data by individual statute, Virginia Code § 18.2-266 (general DUI) had the highest number of SR NCC with at least one conviction, as seen in Table 13.

Table 13: State Responsible New Court Commitments (SR NCC) with DUI Convictions by Statute, CY2017-CY2021

Statute	CY2017	CY2018	CY2019	CY2020	CY2021	Total SR NCC
§ 18.2-36.1	46	25	39	21	35	166
§ 18.2-51.4	34	17	26	12	39	128
§ 18.2-266	751	648	603	459	511	2,972
§ 18.2-266.1	2	1	1	0	1	5
§ 18.2-268.3	21	23	11	10	4	69
§ 18.2-270.1	1	0	1	1	0	3
§ 18.2-272	121	113	104	71	75	484
§ 46.2-341.24	0	2	0	0	1	3

Source: Virginia Department of Corrections, personal communication (April 2023).

However, when examining sentence length (in months) per DUI conviction, SR NCC with at least one conviction for Virginia Code §§ 18.2-36.1 (DUI involuntary manslaughter) or 18.2-51.4 (DUI maiming) had the highest sentence lengths as compared to the other DUI-related offenses, as seen in Table 14.

Table 14: State Responsible New Court Commitments (SR NCC) with DUI Convictions by Sentence Length per Conviction (in months), CY2017-CY2021

Statute	Min.	Median	Mean	Max.
§ 18.2-36.1	2.0	60.0	74.1	240.0
§ 18.2-51.4	0.0	24.0	29.5	120.0
§ 18.2-266	0.0	12.0	12.4	96.0
§ 18.2-266.1	0.0	2.0	4.1	12.0
§ 18.2-268.3	0.0	3.0	4.2	12.0
§ 18.2-270.1	0.1	1.5	3.9	10.0
§ 18.2-272	0.0	3.0	6.3	65.0
§ 46.2-341.24	1.0	14.0	13.0	24.0

Source: Virginia Department of Corrections, personal communication (April 2023).

See *Appendix O* for a more detailed analysis by the Virginia Department of Corrections relating to SR NCC with DUI convictions by individual statute, as well as information relating to total expected lengths of stay.

BARRIERS TO DUI ENFORCEMENT

While Virginia's statutory scheme is effective for charging and prosecuting DUI offenses, staff identified seven key barriers to DUI enforcement in the Commonwealth, including:

- law enforcement staffing shortages;
- procedural requirements related to investigating and prosecuting DUI cases generally;
- investigating and prosecuting drug-impaired driving cases specifically;
- training for and awareness of drug-impaired driving;
- availability of a roadside instrument for detecting drugs in a person's system;
- difficulties obtaining DUI blood draws; and,
- lack of a per se blood concentration level for marijuana impairment.

These barriers are described in greater detail as follows.

Barrier #1: Law Enforcement Staffing Shortages

Law enforcement agencies across the country are facing staffing shortages as officers are changing careers, retirement rates are up, and there are a limited number of new recruits.²⁵⁶ In addition to the lack of sworn officers, staffing shortages also include non-law enforcement positions, such as 911 operators, mechanics, and analysts.²⁵⁷ Staffing shortages impact law enforcement agencies in a number of ways, requiring officers to work overtime and often assume additional duties.²⁵⁸ Such shortages reduce a law enforcement agency's ability to conduct targeted enforcement measures, including those related to proactive DUI enforcement. Conducting DUI checkpoints, saturation patrols, and general traffic enforcement requires additional staffing that many law enforcement agencies do not currently have because of these shortages.²⁵⁹

Virginia is also experiencing these critical staffing shortages and a number of law enforcement agencies across the Commonwealth are implementing strategies to recruit new officers.²⁶⁰ For example, Fairfax County Police Department, Virginia's largest police department, has been struggling for the last year to fill about 200 open positions, or approximately 10% of its department.²⁶¹ In an effort to fill these vacancies, Fairfax County is offering a \$15,000 hiring incentive.²⁶² Further, based on responses to staff's law enforcement agency survey,²⁶³ a sizeable

number of responding Virginia law enforcement agencies indicated that *overall* staffing shortages were a “moderate” to “serious” barrier in their ability to conduct DUI checkpoints and DUI selective enforcement/saturation patrols.²⁶⁴

Based on staff’s review of current events as reported by national and Virginia-specific media, meetings with various stakeholders, and responses to staff’s survey to Virginia law enforcement agencies, staff concluded that DUI enforcement in Virginia is being negatively impacted by law enforcement agency staffing shortages. These negative impacts include fewer officers on the road conducting traffic stops, a lack of quality candidates for recruitment, and a reduction in specialized task forces to combat impaired driving.²⁶⁵

Barrier #2: Procedural Requirements Related to Investigating and Prosecuting DUI Cases Generally

A traffic stop for alcohol- or drug- impaired driving removes the driver from the road and prevents the risk of injury or death to the driver and/or other individuals on the road.²⁶⁶ However, the enforcement of impaired driving is a challenging law enforcement responsibility.²⁶⁷ Traffic enforcement also requires overtime costs for court appearances and a significant use of manpower for law enforcement agencies.²⁶⁸ Finally, DUI cases have specific statutory elements and evidentiary issues that law enforcement officers, prosecutors, defense attorneys, and judges need to know.²⁶⁹

DUI arrests are extremely time consuming and require extensive paperwork.²⁷⁰ A DUI traffic stop can take a law enforcement officer between three and seven hours to complete.²⁷¹ For example, a law enforcement officer who is investigating a DUI offense will typically spend several hours with a suspect as they conduct field sobriety tests, transport that suspect for breath or blood testing, and then take that suspect in front of a magistrate and/or to the custody of a jail. Afterwards, that law enforcement officer must write a detailed report covering all aspects of the investigation and typically must appear in court as a witness on the charge. Similarly, a prosecutor will need to review the officer’s investigative report to ensure that all evidentiary and procedural standards have been met, and may then have to watch the officer’s dash camera or body worn camera footage from the investigation. Criminal justice practitioners throughout Virginia often

spend a significant amount of time reviewing dash camera and/or body worn camera footage in preparation for DUI trials.²⁷²

Prohibitions on Traffic Stops for Certain Traffic Offenses and on Searches Based Solely on the Odor of Marijuana

According to numerous stakeholders, recent legislation in Virginia has limited law enforcement agencies from engaging in proactive enforcement of certain traffic offenses and conducting searches solely based on the odor of marijuana. During the 2020 Special Session I of the General Assembly, legislation was enacted that prohibits law enforcement in Virginia from conducting traffic stops for certain traffic offenses and from performing searches solely based on the odor of marijuana.²⁷³ Critics of this legislation contend that these prohibitions adversely impact public safety because it limits proactive traffic enforcement, which can in turn lead to the detection of major crimes, such as DUI.²⁷⁴ A number of Virginia stakeholders, along with a significant number of respondents to staff's survey to Virginia law enforcement agencies, expressed concerns with the prohibitions on both traffic stops for certain equipment and inspection violations (e.g., brake lights, window tint, vehicle inspection, etc.) and on searches based solely on the odor of marijuana.²⁷⁵

Barrier #3: Investigating and Prosecuting Drug-Impaired Driving Cases Specifically

Drug-impaired driving investigations and prosecutions present a unique set of challenges. While both alcohol- and drug- impaired driving cases are technical and time-consuming, drug-impaired driving cases almost always require blood testing, and also require additional training on how different drugs can impact the body and the various signs of impairment that these drugs may produce.

Drug-impaired driving is a growing concern amongst stakeholders across Virginia. Drug-impaired driving is not specific to illicit drugs, but includes prescription medications and over-the-counter drugs that can have a range of side effects.²⁷⁶ Drug-impaired driving is not directly comparable to alcohol-impaired driving.²⁷⁷ While the effects of some drugs are similar to alcohol, other drugs have different effects. For many drugs or combinations of drugs, it is difficult to correlate the

level of impairment or risk of a motor vehicle crash with the presence or concentrations in a person's body.²⁷⁸

The signs of alcohol-impaired driving are well-understood by law enforcement. The Standard Field Sobriety Tests (SFSTs) provide an efficient roadside screening mechanism for law enforcement. SFSTs collectively refer to the following three tests: the Horizontal Gaze Nystagmus (HGN), Walk and Turn (WAT), and One Leg Stand (OLS).²⁷⁹ These three tests are scientifically validated clues for alcohol impairment.²⁸⁰ If the law enforcement officer ultimately arrests an individual for DUI, then admissible evidence of a driver's BAC level can be obtained easily with evidentiary breath test equipment that is widely available.²⁸¹ These tests and the connection between alcohol and driving impairment are also well-understood by prosecutors, judges, and juries when the law enforcement officer charges a person with DUI and appears in court with such evidence.²⁸²

In contrast, there are no validated roadside tests for drug-impaired driving, signs of impairment are more difficult to detect, and the connection between drugs and driving impairment are not well-understood by prosecutors, judges, and juries.²⁸³ As with alcohol-impaired driving, a drug-impaired driving investigation requires the law enforcement officer to observe and identify a driver's impairment, obtain chemical evidence of the presence of a drug, and link the presence of the drug to the observed impairment.²⁸⁴ However, unlike the breath tests for alcohol, drug DUIs require a blood draw, which is more difficult to obtain and more invasive for the defendant. In addition, due to the difficulty of determining impairment in drug DUI situations, specialized training, such as Drug Recognition Expert (DRE) or Advanced Roadside Impaired Driving Enforcement (ARIDE), is often required in order to assist law enforcement officers with identifying and investigating drug-impaired driving.

In many localities in Virginia, law enforcement officers have not received advanced or in-service training on drug impairment and drug-impaired driving.²⁸⁵ As such, law enforcement officers could unintentionally release a drug-impaired driver.²⁸⁶ Based on discussions with key stakeholders and responses to staff's survey to Virginia law enforcement agencies, it appears that law enforcements' ability to recognize the signs and effects of drug or polysubstance DUI can

sometimes be limited, and law enforcement efforts are also hampered by the lack of availability of Drug Recognition Experts (DREs) to assist with drug or polysubstance DUI arrests.

Drug Recognition Expert (DRE)

The Drug Evaluation and Classification Program (DECP) is a program coordinated by the International Association of Chiefs of Police (IACP) with support from the National Highway Safety Traffic Safety Administration (NHTSA) of the U.S. Department of Transportation.²⁸⁷ The DECP originated with the Los Angeles Police Department (LAPD) in the early 1970s when officers began to recognize that a number of people arrested for driving under the influence had low to no alcohol concentrations in their blood.²⁸⁸ The LAPD officers suspected that the arrestees were under the influence of drugs, but there was a general lack of knowledge and skill regarding the identification of drug-impaired driving to support the officers' suspicions.²⁸⁹ In response, LAPD officers collaborated with medical doctors, research psychologists, and other medical professionals to develop a standardized procedure for recognizing persons under the influence of drugs and the resulting impairment.²⁹⁰

The LAPD formally recognized the Drug Recognition Expert (DRE) program in 1979 and NHTSA took interest in the program in the early 1980s.²⁹¹ The LAPD and NHTSA worked together to develop a standardized DRE protocol, which led to the development of the DECP.²⁹² A DRE is a law enforcement officer with specialized training to recognize impairment in drivers under the influence of drugs other than, or in addition to, alcohol.²⁹³ The DECP certifies officers as DREs and educates prosecutors and toxicologists on the DRE process and drug categories.²⁹⁴ In 1987, NHTSA initiated DECP pilots in Arizona, Colorado, New York, and Virginia.²⁹⁵ Currently, all 50 states, the District of Columbia, Canada, and several other countries participate in the DECP.²⁹⁶

DRE training is complex and technical.²⁹⁷ DRE certification requires law enforcement officers and other public safety officials to go through a three-phase training process: (1) a 16 hour DRE pre-school, (2) a 56 hour DRE school, and (3) a 40 to 60 hour DRE field certification.²⁹⁸ The DRE training heavily relies on Standardized Field Sobriety Tests (SFSTs), which provide the foundation of the DECP.²⁹⁹ DREs are trained to conduct a systematic and standardized 12-step evaluation of an individual which consists of physical, mental, and medical components.³⁰⁰ As of November 2022, Virginia had 58 DREs, 6 of which were DRE instructors.³⁰¹

Advanced Roadside Impaired Driving Enforcement (ARIDE)

In 2009, the National Highway Traffic Safety Administration (NHTSA), with input from the International Association of Chiefs of Police and the Virginia Association of Chiefs of Police, developed the Advanced Roadside Impaired Driving Enforcement (ARIDE) program.³⁰² ARIDE is a 16-hour training program with a focus on drug impairment that was created to bridge the gap between the SFST and the DECP.³⁰³

Barrier #4: Training for and Awareness of Drug-Impaired Driving

There is a general lack of awareness across the public and practitioners of the signs and effects of drug-impaired driving. Many individuals do not understand how drugs can affect driving ability and increase crash risk.³⁰⁴ In an effort to raise public awareness about drug-impaired driving, a number of organizations sponsor public awareness campaigns.³⁰⁵ In addition to the general public, various criminal justice practitioners, such as law enforcement, prosecutors, defense attorneys, and judges, may not be familiar with the investigation and prosecution of drug-impaired driving cases.³⁰⁶

For example, staff reviewed several studies and reports that examined the prevalence of driving under the influence of marijuana.³⁰⁷ A 2018 survey conducted by the Substance Abuse and Mental Health Services Administration found that 12 million (4.7%) U.S. residents age 16 and older reported that they had driven under the influence of marijuana within that past year, which exceeded the 2.3 million (0.9%) U.S. residents age 16 and older who indicated that they had driven under the influence of some illicit drug(s) other than marijuana within the past year.³⁰⁸ The highest prevalence of respondents who had driven under the influence of marijuana were those who were 21-25 years of age (12.4%).³⁰⁹ Another national survey, conducted between 2013 and 2015 by the AAA Foundation for Traffic Safety, found that 4.6% of respondents drove within one hour after using marijuana.³¹⁰

In Virginia, a survey of 783 Virginia drivers was conducted in 2022 on behalf of the Virginia Cannabis Control Authority.³¹¹ In that online survey, approximately 14% of respondents indicated that they had driven under the influence of marijuana within the past year, with 24% indicating that they had been a passenger in a car driven by someone under the influence of marijuana.³¹²

The Virginia Cannabis Control Authority plans to use these survey results to develop a public awareness campaign on the dangers of driving while under the influence of marijuana.³¹³

Staff's survey to Virginia law enforcement agencies revealed mixed findings in terms of accessibility to DUI training generally and drug-impaired driving specifically. Some agencies reported (i) the ability to send law enforcement officers to specialized drug or polysubstance DUI training and (ii) a lack of post-academy DUI enforcement refresher training (e.g., SFSTs, etc.) were "moderate" barriers to DUI enforcement, while others indicated these factors were not barriers. However, a considerable proportion of responding law enforcement agencies indicated that routine DUI enforcement refresher training for law enforcement officers would be "very beneficial" to their agencies in enforcing DUI laws.

Barrier #5: Availability of a Roadside Instrument for Detecting Drugs in a Person's System

A roadside instrument for detecting the presence of drugs in a person's system, similar to an alcohol preliminary breath test, could aid law enforcement officers in establishing probable cause for a drug-impaired driving arrest. However, while such instruments exist, they vary in accuracy and do not test for all drugs or drug types. While these instruments have not been statutorily authorized for use in Virginia, several other states have begun using such instruments or are in the midst of a pilot project.

Roadside oral fluid drug screening is an emerging practice to test a person's oral fluid for the presence of either specific drugs, like cocaine, or certain drug categories, like opiates. When a law enforcement officer is conducting an impaired driving investigation, the field test results of a roadside oral fluid screening can assist the officer in the determination of probable cause for arrest.³¹⁴ In addition, the results can be included as probable cause when an officer is applying for a search warrant to collect an oral fluid sample and/or blood sample to be sent to the laboratory for confirmatory testing.³¹⁵

While roadside oral fluid drug screening can serve as a tool for law enforcement, the screening instruments vary in accuracy and do not test for all drugs or drug types. A number of field oral fluid testing devices have been evaluated by law enforcement agencies and researchers.³¹⁶ Two

of the most frequently evaluated devices are the Drager DrugTest 5000 (DDT5000) and the Alere DDS2 Mobile System (DDS2).³¹⁷ Samples for both the DDT5000 and DDS2 are collected by swabbing the inside of the subject's gums, cheeks, and tongue until the sample collector indicates that a sufficient volume has been collected.³¹⁸ The volume required for testing differs depending on the testing device used, with the DDT5000 requiring approximately 150-200 microliters (μL) and the DDS2 requiring approximately 450 μL .³¹⁹ The DDT5000 is a seven-panel test, meaning that it can screen for drugs in seven different drug classes, with results displaying on the device in approximately eight minutes.³²⁰ The DDS2, which is a smaller handheld device, can test for six drug classes and displays the results in approximately five minutes.³²¹ Both devices display a qualitative result, in this case a result of either positive or negative, rather than a numerical value.³²² A negative result does not necessarily indicate that there are no drugs in the subjects systems, but rather a drug may be below the device's threshold cutoff level.³²³

In 2017, the National Highway Traffic Safety Association (NHTSA) evaluated five field oral fluid testing devices that were on the U.S. market, which included the DDT5000 and the Alere DDS2.³²⁴ The evaluations conducted by NHTSA included, but were not limited to, cutoff evaluations, cross-reactivity evaluations, and interference evaluations.³²⁵ NHTSA found that the DDT5000 performed the best in cutoff evaluations, followed by the DDS2, with both yielding over 90% in overall sensitivity, specificity, and accuracy.³²⁶ Researchers noted that the DDT5000 performed better than the manufacturer's claimed performance when detecting drugs at 30% below the cutoff of 5ng/ML.³²⁷ The DDS2, however, failed to detect THC in a small number of cases at the manufactures listed cutoff concentration of 25ng/ML (n=4) and at 30% above the cutoff concentration (n=4).³²⁸ When evaluating cross-reactivity, the researchers found that hydrocodone, codeine, and hydromorphone were generally detected across all the devices tested, while none of the non-targeted drugs, such as caffeine, NSAIDS, and selective SSRI's, produced false positives.³²⁹ Researchers noted that the devices tested showed "appropriate cross-reactivity to drugs that may be of interest in an impaired driving context."³³⁰ Finally, when looking at whether or not substances present in the subject's mouth may interfere with test results, researchers found that chewing tobacco produced frequent false positives and false negatives across all devices tested.³³¹ While other substances, such as coffee, milk, and

wintergreen mints, produced some false positive and false negative results, researchers noted that these results were intermittent and inconsistent and did not produce a consistent pattern of interference.³³²

The Alere DDS2 oral fluid device was also tested in two recent pilot projects; however, both projects utilized relatively small sample sizes. The first pilot project was conducted in 2017 in Dane County, Wisconsin.³³³ In this pilot project, oral fluids and evidentiary blood specimens were collected from 104 drivers arrested for suspicion of Operating While Intoxicated (OWI).³³⁴ Researchers found that, in general, the results of the DDS2 oral fluid testing device were consistent with the screenings observed in the blood specimens.³³⁵ Tetrahydrocannabinol (THC) was the most common drug found, with THC being detected by the DDS2 in 46 of the 104 drivers and detected in the blood of 44 of the 104 drivers tested.³³⁶ The second pilot project was conducted by the Michigan State Police between November 2017 and November 2018.³³⁷ In this project, Drug Recognition Experts (DRE) requested oral fluid samples from drivers suspected of drug impairment, with a total of 92 oral fluid samples being collected.³³⁸ Researchers found that the DDS2 produced good results, noting that “each of the six drug classes [tested] demonstrated varied percentages of accuracy when compared to the “Gold Standard,” which is a blood test.”³³⁹ For example, the on-site oral fluid testing recorded the presence of THC in 74 of the 92 drivers, whereas the delayed blood test results showed the presence of THC in 69 of the 92 drivers.³⁴⁰

Virginia does not currently have a statute that authorizes oral fluid testing when conducting a DUI arrest.³⁴¹ Staff conducted a 50 state review to determine which states authorize oral fluid testing for DUI arrests. Staff found that 25 states currently authorize oral fluid testing for DUI arrests.³⁴² Of these 25 states, 13 states specifically allow for the testing of oral fluid following a DUI arrest,³⁴³ while the other 12 states allow for the testing of “other bodily substances” following a DUI arrest.³⁴⁴

When specifically examining these 25 states that currently authorize oral fluid testing, staff noted that 23 states include the oral fluid testing provisions in their implied consent statutes.³⁴⁵ This means that in those 23 states, if an individual who has been arrested on suspicion of DUI refuses to take an oral fluid test, then that individual could be subject to criminal and civil penalties for that refusal. Only two of the 25 states, Kansas³⁴⁶ and Michigan,³⁴⁷ authorize oral fluid testing in

their preliminary testing statutes. Kansas’s preliminary testing statute is similar to Virginia’s statute,³⁴⁸ wherein both allow a law enforcement officer to request that an individual they suspect of driving under the influence take a preliminary test, that individual can refuse to take the test without penalty, and the test results are only admissible to determine the validity of a DUI arrest. Michigan’s preliminary testing statute differs in a few ways from Virginia in that it is solely focused on preliminary oral fluid testing, requires that the oral fluid testing be conducted by an officer who is a certified drug recognition expert, imposes a civil infraction penalty on a person who refuses to submit to a preliminary test, and makes the results of the preliminary test admissible under certain circumstances as “evidence of the presence or nonpresence of a controlled substance in the defendant’s oral fluid.”³⁴⁹

Oral Fluid Testing in Other States

Of the 25 states that currently authorize oral fluid testing for DUI arrests, at least seven have implemented various roadside oral fluid drug screening programs:

- **Alabama** is the only state with a program where both roadside oral fluid screening and confirmatory oral fluid testing in the laboratory occur.³⁵⁰
- **Indiana** currently has a roadside oral fluid screening program.³⁵¹
- **Kansas** was in the process of authorizing the Abott SoToxa as a presumptive roadside oral fluid screening device as of October 2022.³⁵²
- **Florida** and **North Dakota** are currently running oral fluid screening pilot programs.³⁵³
- **Michigan** has conducted some roadside oral fluid screening pilot programs, but the Michigan legislature has not moved forward with establishing a permanent program.³⁵⁴
- The **Montana Highway Patrol** was running a pilot program with SoToxa oral fluid screening devices and the Montana forensic laboratory agreed to confirm the results of the oral fluid screening with a blood sample, as of October 2022.³⁵⁵

While a large number of respondents to staff’s survey to Virginia law enforcement agencies did not indicate that a lack of a preliminary roadside test mechanism to detect drugs in a person’s system (similar to a PBT for alcohol) was a “serious” barrier to drug or polysubstance DUI enforcement, the vast majority of responding agencies indicated that the following would be “very beneficial” to their agency:

- a preliminary roadside test mechanism by law enforcement to detect drugs in a person's system (similar to a PBT for alcohol); and,
- confirmatory oral fluid testing for drugged driving (in addition to blood testing) by the Department of Forensic Science for use as evidence at trial.

Moreover, a significant number of elected Commonwealth's Attorneys who responded to staff's survey indicated that both of these measures would be "very beneficial" to their offices in prosecuting DUI cases.

Barrier #6: Difficulties Obtaining DUI Blood Draws

Blood testing is the gold standard in drug-impaired driving cases.³⁵⁶ A blood sample is needed to test for the presence of drugs in a person's system. Similarly, the test results from that blood sample is critical evidence at a DUI trial. In Virginia, the blood sample is often obtained by a medical professional; however, these professionals may be reluctant to perform DUI blood draws for two reasons. First, medical professionals generally will not perform a blood draw without the medical informed consent of the patient, even if implied consent applies or a law enforcement officer has obtained a search warrant for the blood. Second, performing the blood draw may require that medical professional to appear in court on the DUI trial at a time when Virginia medical providers are facing staffing shortages.

Obtaining a blood sample for a DUI can be time-intensive and costly.³⁵⁷ Hospitals and other medical facilities may refuse to perform a blood draw even when a law enforcement officer presents a warrant.³⁵⁸ This is because medical professionals are required to obtain medical informed consent to perform any medical procedure, such as a blood draw, and a person's refusal to provide this medical consent may supersede a search warrant or implied consent.³⁵⁹

In addition, some medical facilities or professionals are reluctant to perform DUI blood draws because the individual who draws the blood may end up being subpoenaed to court as a witness if the case goes to trial. Court appearance requirements can be time consuming and prohibit medical professionals from performing their primary duty, which is patient care. According to discussions with key stakeholders and survey responses from Virginia Commonwealth's

Attorneys, securing the appearance of the person who performed the DUI blood draw (e.g., nurse, etc.) can be a barrier to prosecuting DUI cases.

A Law Enforcement Phlebotomy Program (LEPP) is a method that was developed to minimize the time and cost associated with obtaining blood draws from drivers suspected of DUI.³⁶⁰ A LEPP provides law enforcement with specialized training to draw blood for purposes of a DUI investigation.³⁶¹ While such a program does not eliminate the warrant requirement for a blood draw, it does eliminate the need for a suspect to be transported to a hospital or other medical facility to obtain a blood sample.³⁶² One significant benefit of a LEPP is that it allows for the collection of blood evidence in a timely and efficient manner.³⁶³ Obtaining and testing blood for alcohol and drug levels is time-sensitive and pertinent evidence in a DUI case may be lost if the blood draw and testing process takes too long.³⁶⁴

Virginia does not have a LEPP and the Virginia Code does not specifically allow law enforcement officers to draw blood for investigatory purposes.³⁶⁵ Staff reviewed other states to determine which states operate LEPPs. Staff identified at least nine states with active LEPPs and one state with a pilot LEPP that began in 2022, including: Arizona,³⁶⁶ Georgia,³⁶⁷ Idaho,³⁶⁸ Illinois,³⁶⁹ Indiana,³⁷⁰ Maine,³⁷¹ Minnesota,³⁷² Missouri,³⁷³ Utah,³⁷⁴ and Washington.³⁷⁵ After consultation with Virginia stakeholders, staff concluded that there was not presently a desire to implement a LEPP in Virginia.³⁷⁶

Barrier #7: Lack of a Per Se Blood Concentration Level for Marijuana Impairment

A per se THC limit is an administratively determined value with no scientific research to support a correlation between a specified amount of THC in a person's system and the level of driving impairment they will experience.³⁷⁷ Some states have adopted an administrative per se blood concentration level for marijuana in an effort to assist in the investigation and prosecution of DUI marijuana cases and to portray to the public the seriousness and danger of driving under the influence of marijuana.

Second to alcohol, marijuana is the most detected drug in drivers involved in motor vehicle crashes and in the general driving population.³⁷⁸ Delta-9-tetrahydrocannabinol (THC) is the primary cannabinoid in marijuana that produces biological and behavioral responses.³⁷⁹ Traces

of THC can remain in a person's system even after long periods of non-use because THC is stored in the fatty tissues of the body.³⁸⁰ However, the psychoactive effects of THC generally only last for a few hours after use.³⁸¹

Staff reviewed a number of studies that examined how driving performance could be impacted after a driver smokes or ingests THC.³⁸² In controlled laboratory studies, researchers found that there was an increase in lateral position variability, or lane weaving, as well as an overall decrease in speed among participants after THC use.³⁸³ While an increase in lane weaving can be a sign of impairment, decreased speed, on its own, is generally not a sign of impairment.³⁸⁴

Staff also reviewed a number of studies where researchers tried to determine crash risk based on the information collected from a driver's blood, urine, and/or oral fluid sample following a MVC were examined. Staff discovered that the research findings regarding crash risk varied among researchers.³⁸⁵ For instance, some researchers found that there may be a slight to moderate crash risk, while others found no increased risk.³⁸⁶ With that said, all of the studies reviewed found that crash risk was lower among those who tested positive for THC when compared to drivers who tested positive for other commonly used illegal drugs such as amphetamines, opioids, or alcohol.³⁸⁷ It should be noted that due to differences in both testing and reporting, including the reporting of fatalities, drug involvement in MVCs is not considered reliable.³⁸⁸ Further, these studies cannot determine that drug use caused the MVC.³⁸⁹

While research has shown that THC may impact driving performance, research does not show a relationship between the levels of THC in the blood and driving impairment.³⁹⁰ This may be due to the fact that the metabolism of THC occurs at varying rates, which can be impacted by method of ingestion, potency, and user characteristics.³⁹¹ For example, it is common for infrequent cannabis users, who may have lower concentrations of blood THC, to show more impairment than frequent users who have higher blood THC concentrations.³⁹² This is due to cannabis tolerance likely developing in frequent users, who may show little to no functional impairment.³⁹³

Including Virginia, there are 21 states that have legalized the *recreational* use of marijuana and 39 states that have legalized the *medical* use of marijuana.³⁹⁴ Virginia does not have a statutory per se limit for marijuana (THC) in its DUI statute; however, it does have a statutory per se limit

for four other drugs, including cocaine, methamphetamine, phencyclidine (PCP), and 3,4-methylenedioxymethamphetamine (MDMA).³⁹⁵

Staff reviewed the statutes of the other 49 states and identified at least eight states that have a per se or permissible inference THC limit, including:³⁹⁶

- **Colorado:** permissible inference that the defendant was under the influence of one or more drugs if the driver's blood contained 5ng/ml or more of delta 9-tetrahydrocannabinol.³⁹⁷
- **Illinois:** within two hours of driving the person has 5ng/ml or more of whole blood of delta-9-tetrahydrocannabinol OR 10ng/ml or more of other bodily fluid of delta-9-tetrahydrocannabinol.³⁹⁸
- **Montana:** unlawful to drive when THC (excluding metabolites) level is 5ng/ml or more in the blood.³⁹⁹
- **Nevada:** for felony violations only (marijuana 2ng/ml and marijuana metabolite 5ng/ml).⁴⁰⁰
- **Ohio:** unlawful to drive when marijuana level in urine is 10ng/ml, marijuana level in blood is 2ng/ml, marijuana metabolite level in urine is 35ng/ml, and marijuana metabolite level in blood is 50ng/ml.⁴⁰¹
- **Pennsylvania:** zero tolerance law with a per se component.⁴⁰²
- **Washington:** within two hours after driving the person has a THC concentration of 5.0 or higher as shown by the analysis of the person's blood.⁴⁰³
- **West Virginia:** criminalizes the operation of a vehicle by state-registered medical cannabis patients if they have 3ng/ml or more of THC in their blood.⁴⁰⁴

Of these eight states, five have legalized the recreational use of marijuana and all eight have legalized the medical use of marijuana.⁴⁰⁵

In addition, staff also identified at least nine states that have a zero tolerance law pertaining to THC and driving, which may or may not include its metabolites (the inactive component of THC).⁴⁰⁶ Of these nine states, two have legalized the recreational use of marijuana and seven have legalized the medical use of marijuana.⁴⁰⁷

There were mixed sentiments amongst stakeholders and in survey responses from Virginia law enforcement agencies and Commonwealth's Attorneys as to whether the lack of a per se limit for marijuana (similar to a BAC of .08% for alcohol) is a barrier to DUI enforcement and whether having such a per se limit would be beneficial for enforcing or prosecuting such offenses.

OTHER DUI PREVENTION AND ENFORCEMENT MEASURES

In addition to the items previously noted in the "Barriers to DUI Enforcement" section, staff identified a number of other measures that have been adopted in an effort to improve DUI enforcement or reduce impaired driving. For example, since 2013, the National Transportation Safety Board (NTSB) has recommended that states lower the statutory BAC limit from .08% to .05.⁴⁰⁸ A 2022 National Highway Traffic Safety Administration study validated the NTSB study and concluded that the risk of a motor vehicle crash increases significantly after a person's BAC reaches .05.⁴⁰⁹ Utah is the first and only state to lower the BAC limit from .08% to .05%. While no direct correlation can be made, Utah experienced a reduction in fatal motor vehicle crashes and crash rates generally, as well as alcohol-involved crashes, after the law took effect.⁴¹⁰

Furthermore, DUI courts, "green labs," and advances in technology may also help to combat impaired driving. DUI courts are specialized post-conviction court programs that follow the Drug Court model and offer DUI offenders support and accountability in an effort to reduce DUI recidivism among participants.⁴¹¹ "Green labs," similar to "wet lab" training for alcohol, are used to train law enforcement officers and other criminal justice practitioners on how to identify marijuana impairment.⁴¹² Finally, the automobile industry is constantly developing new safety technology, including equipment to detect whether the driver of a personal or commercial vehicle has consumed alcohol.⁴¹³

CRIME COMMISSION RECOMMENDATIONS AND POLICY OPTIONS

The Crime Commission met on December 5, 2022, and again on January 10, 2023, to consider the Crime Commission's 2023 legislative package. Staff provided members with two recommendations related to DUI at the December meeting. In addition, individual Crime Commission members requested that staff prepare 10 policy options for consideration by the full Crime Commission at the December meeting. While many of these measures were resolved at

the December meeting, Recommendation 1 and Policy Options 5, 6, and 7 were given further consideration at the January meeting.

Recommendation 1: Continue funding for the Virginia State Police (VSP) to provide Drug Recognition Expert (DRE), Advanced Roadside Impaired Driving Enforcement (ARIDE), and drug-impaired driving training for both state and local law enforcement officers.

- **Option 1:** Sustain current DRE and ARIDE training. The first year cost would be \$1.3 million and the recurring annual cost would be \$1.2 million. This provides \$1 million per year for training expenses, to include one DRE school per year with approximately 12 officers trained as DREs and 10 ARIDE courses per year with approximately 200 officers ARIDE trained. In addition, one FTE is required which costs \$285,000 in FY24 and \$185,000 in FY25.
- **Option 2:** Sustain current DRE training, expand ARIDE training, and add Standard Field Sobriety Tests (SFST) training at criminal justice academies. The first year cost would be \$2.2 million and the recurring annual cost would be \$1.7 million. This provides \$1 million per year for training expenses, to include one DRE school per year with approximately 12 officers trained as DREs, 16 ARIDE courses per year with approximately 320 officers ARIDE trained, and SFST training at criminal justice academies. In addition, five FTEs are required to coordinate statewide training which costs \$1.2 million in FY24 and \$735,000 in FY25.
- **Option 3:** Expand both DRE and ARIDE training and add SFST training at criminal justice academies. The first year cost would be \$2.7 million and the recurring annual cost would be \$2 million. This provides \$1 million per year for training expenses, to include two DRE schools per year with approximately 24 officers trained as DREs, 20 ARIDE courses per year with approximately 400 officers ARIDE trained, and SFST training at criminal justice academies. In addition, seven FTEs are required to coordinate statewide training which costs \$1.7 million in FY24 and \$1 million in FY25.

Based on discussions with the field, a number of stakeholders indicated that drug-impaired driving is a growing concern across Virginia and that drug-impaired driving training would be

beneficial. With the legalization of marijuana, VSP received \$1 million in both FY22 and FY23 to train law enforcement officers on drug recognition techniques. As a result of this funding, the number of certified DREs in the Commonwealth increased from 22 to 58 and approximately 300 state and local law enforcement officers received ARIDE training by the end of 2022. VSP currently provides DRE, ARIDE, and drug-impaired driving training for both state and local law enforcement officers; however, training opportunities are not available across the entire Commonwealth. Furthermore, some law enforcement agencies are not able to send officers to such training due to lack of resources. The continued funding in Recommendation 1 would allow VSP to coordinate with law enforcement training academies to ensure that DRE, ARIDE, and drug-impaired driving training is offered across the Commonwealth.

Crime Commission staff requested that VSP provide three options for funding these trainings. The Crime Commission unanimously endorsed Option 3. After endorsing Option 3, VSP provided a revised estimate which included an additional administrative FTE and office space expenses. This increased the cost of Option 3 to \$2.9 million in the first year and \$2.2 million each year thereafter. Crime Commission members were advised of this change at the January 10, 2023, meeting. Budget amendments were introduced by Sen. John Edwards⁴¹⁴ and Del. Les Adams⁴¹⁵ during the 2023 Regular Session of the General Assembly. The General Assembly has not adopted an amended FY2024 budget as of the publication date of this report. Therefore, it is uncertain whether any of these budget amendments will be adopted.

Recommendation 2: Request that the Office of the Executive Secretary of the Supreme Court of Virginia (OES) include drug-impaired driving at the upcoming mandatory 2023 Judicial Conference of Virginia for District Courts.

Staff advised that there was a lack of DUI training in general for judges and that DUI training had not been provided at the Judicial Conference of Virginia for District Courts in at least the past five years. Staff noted that this recommendation could be accomplished by sending a letter requesting that DUI training, with a focus on drug-impaired driving, be included at the 2023 Judicial Conference of Virginia for District Courts. Staff further advised that the Office of the

Executive Secretary of the Supreme Court (OES) had been consulted and that this request could be accommodated. Members unanimously endorsed this recommendation.

The Chair of the Crime Commission sent a letter to the OES requesting that DUI training, with a specific focus on drug-impaired driving, be included at the mandatory 2023 Judicial Conference of Virginia for District Courts. The OES plans to include it at the August conference.

Policy Option 1: Should the Virginia Code be amended to fully repeal the prohibition of stops, searches, and seizures based solely on the odor of marijuana, or to partially repeal the prohibition of such stops to create an exception for certain DUI offenses?

- **Option 1A:** Repeal the prohibition in its entirety (Virginia Code § 4.1-1302). This option also requires an amendment to Virginia Code § 4.1-1107 which refers to the use or consumption of marijuana or marijuana products while in a motor vehicle being driven on a public highway.
- **Option 1B:** Maintain the prohibition, but create an exception for certain DUI offenses (Virginia Code § 4.1-1302).

Staff advised that Policy Option 1A would repeal the legislation passed in the 2021 Special Session I that prohibits the stop, search, or seizure of an individual based solely on the odor of marijuana.⁴¹⁶ Staff explained that Policy Option 1B would keep the current statutory prohibition in place, but create an exception for certain DUI offenses.

No motion was made on Policy Option 1A. The Crime Commission endorsed Policy Option 1B; however, that option was ultimately not adopted based on a vote for the option to fail by a majority of the Senate members of the Crime Commission.⁴¹⁷

Policy Option 2: Should the Virginia Code be amended to include a 3ng/mL per se limit for Delta-9-Tetrahydrocannabinol (THC)?

Staff advised that a per se limit for THC is meant to establish a bright line and promote public awareness of driving while impaired by marijuana. Staff explained that a THC per se limit is

administrative, similar to the per se DUI limits already established in the Virginia Code for cocaine, methamphetamine, phencyclidine, and 3,4-methylenedioxymethamphetamine, as science does not support a relationship between THC and impairment.⁴¹⁸

The Crime Commission endorsed Policy Option 2; however, that option was ultimately not adopted based on a vote for the option to fail by a majority of the Senate members of the Crime Commission.⁴¹⁹

Policy Option 3: Should Virginia Code §§ 18.2-267 and 46.2-341.25 be amended to allow for the preliminary roadside screening of an individual’s oral fluid for the presence of drugs (similar to an alcohol preliminary breath test) in DUI cases?

Staff advised that this option would allow for the preliminary roadside screening of an individual’s oral fluid for the presence of drugs. This screening is similar to the roadside preliminary breath test for alcohol whereupon the test is optional, there is no penalty for refusal, and the result of the test cannot be used in court. Staff explained that the Virginia Department of Forensic Science (DFS) would be responsible for evaluating and testing the roadside oral fluid testing instruments. As a result, DFS would need to hire a research analyst to assist with implementing this new scientific process in Virginia.

The Crime Commission endorsed Policy Option 3; however, that option was ultimately not adopted based on a vote for the option to fail by a majority of the Senate members of the Crime Commission.⁴²⁰

Policy Option 4: Should Virginia Code § 18.2-268.8 be amended to require the Commonwealth to pay hospital employees who performed a DUI blood draw \$250 if they appear one time for any hearing or trial related to the blood draw?

Staff advised that this option would require payment of \$250 to any hospital employee who performed a DUI blood draw and appeared one time for any hearing or trial related to the blood draw. Staff explained that this option would require a budget amendment, although the total amount is not clear. Based on Crime Commission staff’s survey to Virginia law enforcement

agencies, most DUI blood draws are being performed at hospitals and emergency rooms, however some are conducted at jails or by local EMS. No motion was made on Policy Option 4.

Policy Option 5: Should the Virginia Code be amended to require the Department of Forensic Science to conduct both alcohol and drug screenings on all DUI blood draw submissions?

Staff advised that this option is meant to improve data collection. The DFS could screen for all drugs or Crime Commission members could select certain drugs for DFS to screen. Staff explained that this option could have a significant fiscal impact and, depending on the number of drugs being screened, could result in testing backlogs at DFS, and possible delays in court proceedings.

Currently, DFS first screens all DUI blood sample submissions for alcohol. Even if a law enforcement officer requests that the sample be screened for drugs, DFS will not proceed with a drug screening if the BAC is .10% or higher. Staff noted that starting in January 2023, DFS will begin screening all DUI blood sample submissions for marijuana, regardless of BAC levels.

Policy Option 5 was amended to require drug testing “only if requested by the law enforcement officer.” Policy Option 5 was unanimously endorsed as a legislative option by the Crime Commission at the December meeting. After the Crime Commission endorsed Policy Option 5, staff consulted further with DFS on potential draft legislation. As staff and DFS worked on this draft legislation, it became apparent that the legislation would have a significant fiscal impact (approximately \$3.4 million in the first year and \$700,000 each year thereafter) and could result in testing backlogs at DFS and subsequent delays of court proceedings.

Staff worked with DFS to draft budget language that would ensure that all DUI blood samples submitted to DFS were screened for drugs. Under the budget language, all blood samples that did not receive drug testing would be anonymized and screened for the presence of drugs within a drug class. The results of such testing would be reported by judicial district to the Virginia Department of Motor Vehicles. This budget language would require \$239,000 in the first year and \$197,000 each year thereafter.

The Crime Commission unanimously endorsed the budget language in lieu of legislation for Policy

Option 5 at the January meeting. The budget language was introduced by Sen. John Edwards⁴²¹ and Del. Les Adams⁴²² during the 2023 Regular Session of the General Assembly. The General Assembly has not adopted an amended FY2024 budget as of the publication date of this report. Therefore, it is uncertain whether any of these budget amendments will be adopted.

Policy Option 6: Should the Virginia Code be amended to require the Department of Motor Vehicles' Highway Safety Office to collect existing data from various sources on DUI trends and enforcement across the Commonwealth by both locality and individual law enforcement agencies and provide an annual comprehensive report on the status of impaired driving in the Commonwealth?

Staff advised that this option would require the Virginia Department of Motor Vehicles (DMV) to collect existing data by jurisdiction and by law enforcement agency and publish an annual report so that statewide DUI trends can be monitored. DMV would be required to collect existing data on various DUI-related matters, similar to what staff presented in this report, and publish a report by December 1st of each year, beginning in 2023.

The DMV expressed some concerns and therefore this policy option was carried over to the January meeting. During that time the draft legislation was amended to address some of DMV's concerns and to delay the requirement of the first report until October 1, 2024. Policy Option 6 was unanimously endorsed by the Crime Commission at the January meeting.

The legislation requiring the DMV to annually collect existing DUI-related data and publish a report which breaks this data down by locality and law enforcement agency over at least a five-year period was enacted into law during the 2023 Regular Session (SB 1398 / HB 2204).⁴²³ The enacted legislation also requires the DMV to submit an annual report to the General Assembly, the Governor, and the Crime Commission on or before October 1 of each year and to make such report available to the public on the DMV website. The first annual report is not due until October 1, 2024, and shall include data from calendar years 2019 through 2023. This delayed effective date will give DMV time to develop a methodology for collecting the data and determine the best means of presenting this data in a report. The existing data points to be annually collected and reported on by the DMV are as follows:

- Alcohol- and drug- involved motor vehicle and commercial motor vehicle crashes, injuries, serious injuries, and fatalities (DMV);
- Drivers, passengers, bicyclists, and pedestrians killed in motor vehicle and commercial motor vehicle crashes, and the blood alcohol and drug content of the drivers killed (OCME);
- Full-time sworn officer positions allotted to each law enforcement agency and the number full-time sworn officers employed by each agency (VSP);
- Arrests, charges, and convictions, along with the sentences imposed and served, for a variety of DUI-related offenses (VSP, OES, and DOC);
- Individuals ordered to ASAP and the number of individuals under ASAP supervision (VASAP);
- Ignition interlock devices installed on vehicles and the number of remote alcohol monitoring devices applied to individuals (VASAP);
- Breath alcohol tests administered and the average BAC (DFS);
- Blood samples submitted and any drugs identified in those samples (DFS);
- DUI-related restrictions, suspensions, and revocations of Virginia driver's and commercial driver's licenses (DMV);
- Enforcement measures, such as sobriety checkpoints and saturation patrols (DMV);
- Grant money awarded to Virginia and to law enforcement agencies and other entities by the National Highway Traffic Safety Administration (DMV); and,
- Any other data deemed relevant and reliable by the DMV.

Policy Option 7: Should the Virginia Code be amended to require the Office of the Chief Medical Examiner to perform a blood test on all drivers killed in motor vehicle crashes and report the results to the Department of Motor Vehicles?

Staff advised that this option would require the Office of the Chief Medical Examiner (OCME) to request a blood test on all drivers killed in a motor vehicle accident and report the test results to the Department of Motor Vehicles (DMV). Staff explained that this would codify the current OCME practice of collecting blood from driver decedents and reporting those blood test result to

DMV. OCME currently collects the blood of approximately 90% of driver decedents each year. The remaining 10% may not be collected for a variety of reasons, such as: the hospital not preserving the blood, the condition of the body, or the driver dying weeks or years after the accident.

Policy Option 7 was unanimously endorsed as a legislative option by the Crime Commission at the December meeting. After the Crime Commission endorsed Policy Option 7, staff consulted further with OCME on potential draft legislation. As staff worked on this draft legislation, OCME noted that this is already the practice of the OCME and expressed concerns that codifying this requirement could impact grant funding or lead to delays that jeopardize its accreditation.

Staff worked with OCME to draft budget language to ensure that all drivers killed in motor vehicle accidents receive blood testing for both alcohol and drugs. Under the budget language, DFS is required to provide for the analysis for both alcohol and drugs in all blood samples of drivers killed in motor vehicle and commercial motor vehicle accidents as submitted by the OCME. Neither DFS nor OCME required any additional funding or resources to accomplish this budget language.

The Crime Commission unanimously endorsed the budget language in lieu of legislation for Policy Option 7 at the January meeting. The budget language was introduced by Sen. John Edwards⁴²⁴ and Del. Les Adams⁴²⁵ during the 2023 Regular Session of the General Assembly. The General Assembly has not adopted an amended FY2024 budget as of the publication date of this report. Therefore, it is uncertain whether any of these budget amendments will be adopted.

Policy Option 8: Should the Virginia Code be amended to ensure procedural consistency between the driving, boating, and commercial DUI refusal statutes?

Staff advised that this option would procedurally align the driving, boating, and commercial driving DUI refusal statutes. The driving and commercial driving refusal statutes would require minor changes to create consistency. The boating refusal statute would require more significant changes to bring it into alignment with the driving and commercial driving statutes. Staff

explained that one significant difference between the driving and boating refusal statutes is that the boating refusal statute breaks implied consent and refusal into two statutes.

The Crime Commission endorsed Policy Option 8; however, that option was ultimately not adopted based on a vote for the option to fail by a majority of the Senate members of the Crime Commission.⁴²⁶

Policy Option 9: Should the Virginia Code be amended to require any defendant challenging the lawfulness of a DUI arrest in a refusal prosecution to file a motion challenging the arrest prior to trial?

Staff advised that this option would require any defendant challenging the lawfulness of a DUI arrest in a refusal prosecution to file a motion challenging that arrest prior to trial. Staff explained that this option would reverse the recent Virginia Supreme Court decision in Green v. Commonwealth.⁴²⁷ In Green, the Virginia Supreme Court held that the defendant was not required to file a pretrial motion challenging the lawfulness of a DUI arrest before a refusal trial. Thus, under current law, a defendant does not have raise this issue prior to a refusal trial.⁴²⁸

The Crime Commission endorsed Policy Option 9; however, that option was ultimately not adopted based on a vote for the option to fail by a majority of the Senate members of the Crime Commission.⁴²⁹

Policy Option 10: Should the Virginia Code be amended to explicitly allow for the admission of accident reconstruction expert testimony in a criminal case after the expert has been properly qualified and a foundation for such testimony has been established?

Staff advised that this option would explicitly allow for the use of accident reconstruction expert testimony. Staff explained that confusion exists over whether accident reconstruction evidence is admissible in Virginia courts because Virginia case law is somewhat unsettled and it is challenging to lay the foundation for such evidence. However, while confusion exists, accident reconstruction evidence has been admitted in Virginia courts.

Staff further explained that accident reconstruction is a complex matter that extends well beyond DUI crashes and involves a number of considerations, such as how to define “accident reconstruction evidence,” the qualifications needed to be an accident reconstruction expert, and what opinions such an expert could offer. Staff indicated that addressing expert accident reconstruction testimony would require further examination and research.

The Crime Commission endorsed Policy Option 10; however, that option was ultimately not adopted based on a vote for the option to fail by a majority of the Senate members of the Crime Commission.⁴³⁰

CONCLUSION

The Executive Committee of the Crime Commission directed staff to examine (i) the impacts of Virginia’s DUI laws over the past 20 years, (ii) reasons for any variations in DUI charges and convictions across Virginia, and (iii) issues related to drug-impaired driving. While reliable data was not available prior to 2010, staff found that DUI charges and convictions have been decreasing in Virginia over the past decade. Staff was unable to identify a singular cause for these decreases, as numerous factors can impact DUI enforcement both across the Commonwealth as a whole and in individual localities specifically.

After conducting a legal review and consulting with numerous stakeholders, staff determined that Virginia’s statutory scheme is effective for charging and prosecuting DUI offenses. However, staff identified seven key barriers to DUI enforcement in the Commonwealth, including: law enforcement staffing shortages, procedural requirements related to investigating and prosecuting DUI cases generally, investigating and prosecuting drug-impaired driving cases specifically, training for and awareness of drug-impaired driving, availability of a roadside instrument for detecting the presence of drugs in a person’s system, difficulties obtaining DUI blood draws, and a lack of a per se blood concentration level for marijuana impairment. Staff further determined that there are specific issues related to data collection in relation to drug-impaired driving.

ACKNOWLEDGEMENTS

The Virginia State Crime Commission extends its appreciation to the following agencies and organizations for their assistance and cooperation on this study:

Abbott (SoToxa)

Alabama Traffic Safety Resource Prosecutor (William Lindsey)

Alabama Department of Forensic Science (Dr. Curt Harper, Chief Toxicologist)

American Automobile Association (AAA)

Colorado Traffic Safety Resource Prosecutor (Jennifer Knudsen)

Illinois Traffic Safety Resource Prosecutor (Jennifer Cifaldi)

Insurance Institute for Highway Safety

Mothers Against Drunk Driving (MADD)

Office of the Executive Secretary of the Supreme Court of Virginia

Responsibility.org

Virginia Alcohol Safety Action Program

Virginia Alcoholic Beverage Control Authority

Virginia Association of Chiefs of Police

Virginia Association of Commonwealth's Attorneys

Virginia Cannabis Control Authority

Virginia Commonwealth's Attorneys' Services Council

Virginia Criminal Sentencing Commission

Virginia Department of Criminal Justice Services

Virginia Department of Corrections

Virginia Department of Forensic Science

Virginia Department of Motor Vehicles

Virginia Department of Transportation

Virginia Hospital Healthcare Association

Virginia Indigent Defense Commission

Virginia Office of the Chief Medical Examiner

Virginia Sheriffs' Association

Virginia State Police

Washington Regional Alcohol Program

¹ See Appendix A.

² See VA. CODE ANN. § 18.2-266 (2022).

³ VA. CODE ANN. § 18.2-266 (2022).

⁴ *Id.*

⁵ Staff disseminated electronic surveys to all Virginia law enforcement agencies and elected Commonwealth's Attorneys. Staff received a 55% (74/134) combined response rate from primary sheriffs' offices, city police departments, and the Virginia State Police. Specifically, 59% (51 of 86) of primary sheriffs' offices, 39% (15 of 38) of city police departments, 78% (7 of 9) of county police departments, and the Virginia State Police responded. Staff received an additional 77 survey responses from town police departments, campus police departments, secondary sheriffs' offices, and other state agencies. Staff received a 68% (81 of 120) response rate from elected Commonwealth's Attorneys in Virginia.

⁶ Factors impacting overall highway safety trends and motor vehicle crashes include traffic volume, number of lanes, median type, roadway surface conditions, quality of roadway infrastructure, geographical differences, proximity to hospitals, weather, lighting, time of day, day of week, type of vehicle driven, as well as the weight and horsepower of vehicle driven. Many *individual-level* factors can also impact highway safety trends and motor vehicle crashes, such as vehicle miles traveled, the driver's age, gender, and level of driving experience, driving behaviors and patterns, speeding or going too fast for conditions, seatbelt usage, level of distractions, level of fatigue, emotional state, the use of alcohol and/or drugs. All of these factors can contribute to motor vehicle crashes and when combined with impaired driving would have an additive effect. See, e.g., Chamlin, M. B., & Sanders, B. A. (2018). Social policy and crash fatalities: A multivariate time series analysis. *Journal of Crime and Justice*, 41(3), 322-333; Chee, P., Irwin, J., Bennett, J. M., Carrigan, A. J. (2021). The mere presence of a mobile phone. Does it influence driving performance? *Accident Analysis & Prevention*, 159, 106226; Chen, H., Cao, I., & Logan, D. (2012). Analysis of risk factors affecting the severity of intersection crashes by logistic regression. *Traffic Injury Prevention*, 13(3), 300-307; Chen, H., Chen, Q., Chen L., & Zhangm G. (2016). Analysis of risk factors affecting driver injury and crash injury with drivers under the influence of alcohol (DUI) and non-DUI. *Traffic Injury Prevention*, 17(8), 796-802; Guo, F., & Lu, D. (2022). How many crashes does cellphone use contribute to? Population attributable risk of cellphone use while driving. *Journal of Safety Research*, 82, 385-391; Hoyle, J., Miller, B. L., Stogner, J. M., Posick, C., & Blackwell, B. S. (2018). Analyzing predictors of drinking and driving among gender cohorts within a college sample. *American Journal of Criminal Justice*, 43(4), 754-767; Liang, O. S., & Yang, C. C. (2022). How are different sources of distraction associated with at-fault crashes among drivers of different age gender groups? *Accident Analysis & Prevention*, 165, 106505; Liu, P., & Fan, W. D. (2020). Modeling head-on crash severity with drivers under the influence of alcohol or drugs (DUI) and non-DUI. *Traffic Injury Prevention*, 21(1), 7-12; Lu, D., Gui, F., & Li, F. (2020). Evaluating the causal effects of cellphone distraction on crash risk using propensity score methods. *Accident Analysis and Prevention*, 143, 105579; Peck R., Gebers M., Voas R., & Romano, E. (2008). The relationship between blood alcohol concentration (BAC), age, and crash risk. *Journal of Safety Research*, 39(3), 311-319; Rakauskas, M. E., Ward, N. J., & Gerberich, S. G. (2009). Identification of differences between rural and urban safety cultures. *Accident Analysis & Prevention*, 41(5), 931-937.

⁷ Researchers suggest that crash risk differs across rural, urban, and suburban communities. There are several factors that contribute to increased crash risk within rural communities such as roadway design, density of the population, and geographic isolation. Further, alcohol consumption is found to be more often involved in fatal vehicle crashes in rural areas as compared to urban areas. Researchers indicate that traffic safety culture (belief systems within a community that foster driving behaviors and attitudes regarding perceptions of safety) differs for residents of rural, urban, and suburban communities. Traffic safety culture is viewed as a factor that can influence individuals to engage in risky driving behavior such as consuming alcohol, not wearing a seatbelt, or speeding. Researchers suggest that residents of rural areas perceive the risks of engaging in these types of behavior differently and have an increased likelihood of participating in these risky behaviors; See, e.g., Calvert, C., Toomey, T., Lenk, K., Joshi, S., Nelson, T., & Erickson, D. (2020). Variation in alcohol policy enforcement across urban and nonurban communities. *The Journal of Rural Health*, 36, 240-246; Liu, P., & Fan, W. D. (2020). Modeling head-on crash severity with drivers under the influence of alcohol or drugs (DUI) and non-DUI. *Traffic Injury Prevention*, 21(1), 7-12; Rakauskas, M. E., Ward, N. J., & Gerberich, S. G. (2009). Identification of differences between rural and urban safety cultures. *Accident Analysis & Prevention*, 41(5), 931-937; Stringer, R. J. (2018). Exploring traffic safety culture and drunk driving: An examination of the community and DUI related fatal crashes in the U.S. (1993-2015). *Transportation Research Part F*, 56, 371-380; Ward, N. J. (2007). *The culture of traffic safety in rural America. Improving traffic safety culture in the United States*. AAA Traffic Safety Foundation. Retrieved from <https://aaafoundation.org/wp-content/uploads/2018/02/ImprovingTrafficSafetyCultureinUSReport.pdf>.

⁸ The presence of certain venues such as bars, taverns, nightclubs, stadiums, concert venues, or college/university campuses within a community have been reasoned to contribute to an increase in the consumption of alcohol and risky behavior such as driving under the influence. The relationship between the density of alcohol outlets (bars, taverns, casinos, etc.) and arrests for driving under the influence, motor vehicle crashes, and motor vehicle fatalities within various geographical areas has been examined. An increase in the proportion of bars and taverns is associated with an increase in the proportion of DUI arrests and

alcohol-related motor vehicle crashes; See, e.g., Caetano, R., Vaeth, P. A. C., Gruenewald, P. J., Ponicki, Z. B., & Annechino, R. (2020). Proximity to the southern border and sociodemographic correlates of drinking and driving arrests in California. *Alcohol: Clinical and Experimental Research*, 44(10), 2064-2072; Cotti, C., Dunn, R. A., & Tefft, N. (2014). Alcohol-impaired motor vehicle crash risk and the location of alcohol purchase. *Social Science Medicine*, 108, 201-209; Cotti, C. D., & Walker, D. M. (2010). The impact of casinos on fatal alcohol-related traffic incidents in the United States. *Journal of Health Economics*, 29, 788-796; Gruenewald, P. J., Johnson, F. W., & Treno, A. J. (2002). Outlets, drinking and driving: A multilevel analysis of availability. *Journal on Studies of Alcohol and Drugs*, 63,460-468; Levine, N. (2017). The location of late night bars and alcohol-related crashes in Houston, Texas. *Accident Analysis and Prevention*, 107, 152-163; Lipton, R., Ponicki, W. R., Gruenewald, P. J., & Gaidus, A. (2018). Space-time analyses of alcohol outlets and related motor vehicle crashes: Associations at city and census block-group levels. *Alcohol Clinical and Experimental Research*, 42, 1113-1121; McGowan, R. (2013). Casino gambling and drunk driving: How are communities impacted? *Gaming Law Review and Economics*, 17(10), 747-759; Ponicki, W. R., Gruenewald, P. J., & Remer, L. G. (2013). Spatial panel analyses of alcohol outlets and motor vehicle crashes in California: 1999–2008. *Accident Analysis & Prevention*, 55, 135-143; Stringer, R. J. (2018). Exploring traffic safety culture and drunk driving: An examination of the community and DUI related fatal crashes in the U.S. (1993-2015). *Transportation Research Part F*, 56, 371-380.

⁹ Ridesharing refers to the operation of a transportation network, such as Uber or Lyft, in which individuals are able to hail transportation through the use of a smartphone app or web browser. Ridesharing is reasoned to be a socially acceptable alternative to drinking and driving due to providing low cost transportation options and providing modes of public transportation in areas where they otherwise do not exist. Research findings thus far are very mixed, with some research finding no association between ridesharing and traffic incidents, others finding a decrease in the number of traffic incidents with the introduction of ridesharing services, and others finding an increase in traffic incidents with the availability of ridesharing services such as Uber or Lyft. Research has suggested that numerous factors impact the relationship between ridesharing and drunk driving outcomes in addition to availability of services, such as: population density, public transit access; public transit usage, ridesharing service penetration of markets, community characteristics (diversity of land usage, design of street networks, socioeconomic status of residents), enforcement of drunk driving laws, and, public interest in ridesharing. Research has also discussed the importance of the availability and utilization of individual, or trip-level, ridesharing data such as Uber or Lyft rides, drivers, and users. Lack of this information makes it difficult to determine, at the individual level, the degree that drunk individuals utilize ridesharing services such as Uber and Lyft. Some local governments have required that some of this data be available to the public. The access to trip-level data by researchers will strengthen the quality of available research that assesses the impact of ridesharing on various DUI outcomes. **For research on the relationship between ridesharing and traffic safety**, see, e.g., Barrios, J. M., Hochberg, Y., & Yi, H. (2020). *The cost of convenience: Ridehailing and traffic fatalities*. National Bureau of Economic Research: Cambridge, MA; Brazil, N., & Kirk, D. (2020). Ridehailing and alcohol-involved traffic fatalities in the United States: The average and heterogeneous association of Uber. *PLoS ONE*, 15(9), 1-11; Conner, C. R., Ray, H. M., McCormack, R. M., Dickey, J. S., Parker, S. L., Zhang, X., Vera, R. M., Harvin, J. A., & Kitagawa, R. S. (2021). Association of rideshare use with alcohol-associated motor vehicle crash trauma. *JAMA Surgery*, 156(8), 731-738; Dills, A. K., & Mulholland, S. E. (2018). Ride-sharing, fatal crashes, and crime. *Southern Economic Journal*, 84(4), 965-991; Fell, J. C., Scolese, J., Achoki, T., Burks, C., Goldberg, A., & DeJong, W. (2020). The effectiveness of alternative transportation programs in reducing impaired driving: A literature review and synthesis. *Journal of Safety Research*, 75, 128-139; Greenwood, B., N., & Wattal, S. (2017). Show me the way to go home: An empirical investigation of ride-sharing and alcohol related motor vehicle fatalities. *MIS Quarterly*, 41(1), 163-187; Jackson, C. K., & Owens, E. G. (2011). One for the road: Public transportation, alcohol consumption, and intoxicated driving. *Journal of Public Economics*, 95, 106-121; Khan, M. A., Etmiani-Ghasrodashti, R., Kermanshachi, S., Rosenberger, J. M., Pan, Q., & Foss, A. (2022). Do ridesharing transportation services alleviate traffic crashes? A time series analysis. *Traffic Injury Prevention*, 23(6), 333-338; Kontou, E., & McDonald, N. (2021). Associating ridesourcing with road safety outcomes: Insights from Austin, Texas. *PLoS ONE*, 16(3), 1-18; Morrison, C. N., Jacoby, S. F., Dong, B., Delgado, M. K., & Wiebe, D. J. (2017). Ridesharing and motor vehicle crashes in 4 US cities: An interrupted time-series analysis. *American Journal of Epidemiology*, 187(2), 224-232; Morrison, C. N., Mehranbod, C., Kwizera, M., Rundle, A. G., Keyes, K. M., & Humphreys, D. K. (2021). Ridesharing and motor vehicle crashes: A spatial ecological case-crossover study of trip-level data. *Injury Prevention*, 27, 118-123; Teltser, K., Lennon, C., & Burgdorf, J. (2021). Do ridesharing services increase alcohol consumption? *Journal of Health Economics*, 77, <https://doi.org/10.1016/j.jhealeco.2021.102451>; Venkatraman, V., Richard, C. M., Magee, K., & Johnson, K. (2021, July). *Countermeasures that work: A highway safety countermeasures guide for State Highway Safety Offices, 10th edition, 2020* (Report No. DOT HS 813 097). National Highway Traffic Safety Administration. **For research relating to the importance of the availability and utilization of individual (trip-level) ridesharing data on rides, drivers, and users**, see, e.g., Brazil, N., & Kirk, D. (2020). Ridehailing and alcohol-involved traffic fatalities in the United States: The average and heterogeneous association of Uber. *PLoS ONE*, 15(9), 1-11; Morrison, C. N., Mehranbod, C., Kwizera, M., Rundle, A. G., Keyes, K. M., & Humphreys, D. K. (2021). Ridesharing and motor vehicle crashes: A spatial ecological case-crossover study of trip-level data. *Injury Prevention*, 27, 118-123. Specifically, in New York, the Taxi and Limousine Commission requires ridesharing companies to submit trip-level data such as trip date, trip time, location of origin, and location of destination. The Taxi and Limousine Commission releases this information on the NYC open data website according to NYC Council Local Law #11 of 2012 that requires NYC agencies to publish any comprehensively collected data.

¹⁰ Overall societal alcohol and drug consumption trends across various demographics should be considered when examining DUI trends and developing policy. The National Survey on Drug Use and Health (NSDUH), for example, has long been a reliable source to examine such trends and is conducted annually by the Substance Abuse and Mental Health Services Administration (SAMHSA). This survey provides data on noninstitutionalized individuals aged 12 or older in the United States regarding the use of tobacco, alcohol, illicit drugs; substance use disorders, substance use treatment, mental health issues, and the use of mental health services. Based on 2020 survey results, 138.5 million individuals aged 12 and older indicated that they drank alcohol in the past month and 59.3 million individuals aged 12 and older reported using illicit drugs in the past year, with marijuana being the most commonly used illicit drug followed by misuse of prescription pain relievers. Due to methodological changes in 2020 for the NSDUH, significance testing was not conducted between 2020 and earlier years; therefore, SAMHSA cautions making estimates between 2020 and earlier years. The Monitoring the Future Panel Study annual report contains trends from 2021 and past years for marijuana and alcohol use. See, Substance Abuse and Mental Health Services Administration. (2021). *Key substance use and mental health indicators in the United States: Results from the 2020 National Survey on Drug Use and Health* (HHS Publication No. PEP21-07-01-003, NSDUH Series H-56). Rockville, MD: Center for Behavioral Health Statistics and Quality, Substance Abuse and Mental Health Services Administration. Retrieved from <https://www.samhsa.gov/data/>.

¹¹ Similar to examining overall consumption trends, it is also important to gain an understanding of overall societal attitudes on impaired driving in order to effectuate effective countermeasures across various demographics. The Traffic Safety Culture Index (TSCI) is an annual survey conducted by the AAA Foundation for Traffic Safety that estimates the prevalence of attitudes and behaviors among all drivers in the United States. The 2020 TSCI also provides information on differences in attitudes and participation in unsafe driving behaviors before and during the COVID-19 pandemic. The 2020 survey was completed by 3,761 individuals age 16 and older. In 2020, 94% of survey respondents reported that driving after drinking enough alcohol that one may be over the legal limit as extremely dangerous or very dangerous. In 2020, 69% of survey respondents reported that driving within an hour of smoking marijuana as extremely or very dangerous. When how often they engaged in risky driving behaviors in the 30 days prior to the survey, 6% driving after having enough alcohol that they thought they were over the legal limit and 4% reported driving within an hour after using marijuana. Survey participants were also asked questions regarding their support or opposition toward traffic safety countermeasures. 70% of respondents somewhat or strongly supported a law requiring all new cars to have a built-in technology that would not let the car start if the driver's alcohol level is over the legal limit. 53% of respondents somewhat or strongly supported a law lowering the legal limit for a driver's blood alcohol concentration from 0.08% to 0.05%. 77% of respondents supported making it illegal to drive with more than a certain amount of marijuana in one's system. The results of the 2020 TSCI were compared to the results of surveys conducted in 2018 and 2019 to determine if attitudes and perceptions differed during the COVID-19 pandemic. The percentage of respondents who indicated that driving after consuming alcohol or using marijuana were very dangerous or extremely dangerous did not change significantly over those 3 years. Compared to 2018 and 2019, respondents were less likely to report having engaged in many unsafe driving behaviors in 2020. Further, compared to 2018 and 2019, respondents were less likely to support many traffic safety countermeasures in 2020 such as requiring all new cars to have a built-in technology that would not let the car start if the driver's alcohol level is over the legal limit and making it illegal to drive with more than a certain amount of marijuana in one's system. See, e.g., AAA Foundation for Traffic Safety. (October, 2021). *2020 traffic safety culture index*. Washington, DC. Retrieved from <https://aaafoundation.org/wp-content/uploads/2021/09/2020-Traffic-Safety-Culture-Index-October-2021.pdf>.

¹² Deterrence theorists suggest that the link between an individual's engagement in criminal behavior and the legal sanctions associated with criminal behavior is perception of risk. Risk perceptions are composed of an individual's estimate of their likelihood of arrest, conviction or incarceration (perceived sanction certainty) and considerations of length of sentence or conditions imposed (perceived sanction severity). However, research suggests individuals do not accurately perceive sanction certainty or sanction severity. Individuals typically *overestimate* their likelihood of arrest. For example, the risk of arrest for DUI is less than 1%, however the general population estimates this risk to be roughly 35%. Research has suggested that risk perceptions can be influenced by one's direct experience with and the vicarious experiences of friends and family members with crime and punishment. Further, there are several factors that have been shown to impact a person's ability to consider all aspects of legal sanctions such as intoxication, impulsivity, and distress. Research has examined the impact of deterrence on DUI. For example, in examining the impact of legal sanctions on incarcerated adults with a history of drunk driving, researchers found that those who perceived a higher certainty of negative consequences associated with drunk driving had decreased intentions to drive drunk. However, perceptions of the severity of the consequences for driving drunk had no impact on intentions to drive drunk. When examining perceptions of enforcement among a sample of DUI specialty court participants, DUI offenders were less likely to believe they would be arrested for a DUI or convicted for a DUI than the general population. For research relating to the role of deterrence and DUI behavior, see, e.g., Apel, R. (2013). Sanctions, perceptions, and crime: Implications for criminal deterrence. *Journal of Quantitative Criminology*, 29, 67-101; Bertelli, A. M., & Richardson, Jr. L. E. (2008). The behavioral impact of drinking and driving laws. *The Policy Studies Journal*, 36(4), 545-569; Bouffard, J. A., Exum, M. L., & Niebuhr, N. (2018). Examining the stability and predictors of deterrability across multiple offense types within a sample of convicted felons. *Journal of Criminal Justice*, 57, 76-88; Bouffard, J. A., Niebuhr, N., & Exum, M. (2017). Examining specific deterrence effects on DWI among serious offenders. *Crime & Delinquency*, 63(14), 1923-1945; Goodfellow, M., & Kilgore, C. (2014). DUI offenders' beliefs about DUI statutes and DUI law enforcement: Implications for deterrence. *Journal of Drug Issues*,

44(3), 269-280; Jacobs, B. A. (2010). Deterrence and deterrability. *Criminology*, 48(2), 417-441; Loughran T.A., Paternoster R., Piquero A. R., & Pogarsky, G. (2011). On ambiguity in perceptions of risk: Implications for criminal decision-making and deterrence. *Criminology*, 49, 1029-1061; MacLeod, K. E., Karriker-Jaffe, K. J., Satariano, W. A., Kelley-Baker, T., f, J. H., & Ragland, D. R. (2017). Drinking and driving and perceptions of arrest risk among California drivers: Relationships with DUI arrests in their city of residence. *Traffic Injury Prevention*, 18(6), 566-572; Nagin, D. S., & Pogarsky, G. (2001). Integrating celerity, impulsivity, and extralegal sanction threats into a model of general deterrence: Theory and evidence. *Criminology*, 39(4), 865-892; Piquero, A. R., Piquero, N. L., Gertz, M., Bratton, J., & Loughran, T. A. (2012). Sometimes ignorance is bliss: Investigating citizen perceptions of the certainty and severity of punishment. *American Journal of Criminal Justice*, 37(4), 630-646; Shover, N. (2018). *Great pretenders: Pursuits and careers of persistent thieves*. Routledge; Stafford, M. C., & Warr, M. (1993). A reconceptualization of general and specific deterrence. *Journal of Research in Crime and Delinquency*, 30(2), 123-135; Stringer, R. J. (2020). Drunk driving and deterrence: Exploring the reconceptualized deterrence hypothesis and self-reported drunk driving. *Journal of Crime and Justice*, 44(3), 1–16; Stringer, R. J. (2021). Deterring the drunk driver: An examination of conditional deterrence and self-reported drunk driving. *Crime & Delinquency*, <https://doi.org/10.1177/00111287211054721>; Yao, J., Johnson, M. B., & Beck, K. H. (2014). Predicting DUI decisions in different legal environments: Investigating deterrence with a conjoint experiment. *Traffic Injury Prevention*, 15(3), 213-221.

¹³ Mass media campaigns have been used for decades to address alcohol-impaired driving. These campaigns aim to change behaviors by encouraging individuals to avoid drinking and driving or stop others from engaging in such behavior. These campaigns expose large populations to messaging through the use of television, radio, print media, and billboards. While the majority of mass media campaigns are not evaluated, among the evaluations that have been conducted findings remain mixed on whether there is any impact on alcohol-related motor vehicle crashes, motor vehicle injuries and fatalities, public perceptions, or driver behaviors. Researchers have suggested that mass media campaigns must be well-funded, have adequate exposure, and use a combination of various communication methods like social media, television, and streaming services (e.g., Netflix and YouTube) to adequately address drunk driving and to reduce alcohol-related crashes and fatalities. Researchers have also determined that mass media campaigns must be supported by other endeavors, such as law enforcement efforts or community-led reduction strategies, in order to be effective. For research relating to the impact of mass media campaigns on DUI behaviors, see, e.g., Beck, K.H. (2009). Lessons learned from evaluating Maryland's anti-drunk driving campaign: Assessing the evidence for cognitive, behavioral, and public health impact. *Health Promotion Practice*, 10(3), 370–377; Elder, R.W., Shults, R.A., Sleet, D.A., Nichols, J.L., Thompson, R.S., Rajab, W. (2004). Effectiveness of mass media campaigns for reducing drinking and driving and alcohol involved crashes: A systematic review. *American Journal of Preventative Medicine*, 27(1), 57–65; Niederdeppe, J., Avery, R., & Miller, E. M. (2017). Alcohol-control public service announcements (PSAs) and drunk-driving fatal accidents in the United States, 1996–2010. *Preventive Medicine*, 99, 320-325; Sack, R., Foreman, C., Forni, S., Glynn, R., Lehrer, A., Linthicum, A., & Perruzzi, A. (2019, May). *Social media practices in traffic safety* (Report No. DOT HS 812 673). National Highway Traffic Safety Administration; Teng, L., Zhao, G., Li, F., Liu, L., & Shen, L. (2019). Increasing the persuasiveness of anti-drunk driving appeals: The effect of negative and positive message framing. *Journal of Business Research*, 103, 240-249; Venkatraman, V., Richard, C. M., Magee, K., & Johnson, K. (2021, July). *Countermeasures that work: A highway safety countermeasures guide for State Highway Safety Offices, 10th edition, 2020* (Report No. DOT HS 813 097). National Highway Traffic Safety Administration; Wakefield, M. A., Loken, B., & Hornik, R. C. (2010). Use of mass media campaigns to change health behaviour. *The Lancet*, 376(9748), 1261-1271; Yadav, R., & Kobayashi, M. (2015). A systematic review: Effectiveness of mass media campaigns for reducing alcohol-impaired driving and alcohol-related crashes. *BMC Public Health*, 15, 857-874.

¹⁴ DUI enforcement strategies such as sobriety checkpoints and saturation patrols have been considered some of the most effective measures to reduce alcohol-impaired driving. Research has demonstrated the efficacy of these strategies in reducing both alcohol-impaired crashes and alcohol-impaired driving behavior. The intensity and frequency of engagement in these strategies varies across law enforcement agencies. Intensity of enforcement is related to rates of alcohol-impaired crashes. A key aspect of sobriety checkpoints and saturation patrols is the degree of public awareness. DUI enforcement measures that are highly publicized have been found to decrease alcohol-impaired crashes; See, e.g., Browning, S., & Thompson, K. (2016). Specific deterrence and the infrequent use of sobriety checkpoints. *Security Journal*, 29(3), 340-351; Dula, C. S., Dwyer, W. O., & LeVerne, G. (2007). Policing the drunk driver: Measuring law enforcement involvement in reducing alcohol-impaired driving. *Journal of Safety Research*, 38(3), 267–272; Eichelberger, A. H., & McCart, A. T. (2016). Impaired driving enforcement practices among state and local law enforcement agencies in the United States. *Journal of Safety Research*, 58, 41-47; Erickson, D. J., Farbakhsh, K., Toomey, T. L., Lenk, K. M., Jones-Webb, R., & Nelson, T. F. (2015). Enforcement of alcohol-impaired driving laws in the United States: A national survey of state and local agencies. *Traffic Injury Prevention*, 16(6), 533–539; Fell, J. C. (2019). Approaches for reducing alcohol-impaired driving: Evidence-based legislation, law enforcement strategies, sanctions, and alcohol-control policies. *Forensic Science Review*, 31, 161-184; Fell, J. C., Waehrer, G., Voas, R. B., Auld-Owens, A., Carr, K., & Pell, K. (2014). Effects of enforcement intensity on alcohol-impaired driving crashes. *Accident Analysis & Prevention*, 73, 181–186; Taylor, C. L., Byrne, A., Coppinger, K., Fisher, D., Foreman, C., & Mahavier, K. (2022, June). *Synthesis of studies that relate amount of enforcement to magnitude of safety outcomes* (Report No. DOT HS 813 274-A). National Highway Traffic Safety Administration. Retrieved from <https://rosap.ntl.bts.gov/view/dot/62379>; Sanem, J. R., Erickson, D. J., Rutledge, P. C., Lenk, K. M., Nelson, T. F., Jones-Webb, R., & Toomey, T. L. (2015). Association between alcohol-impaired driving enforcement-related

strategies and alcohol-impaired driving. *Accident Analysis & Prevention*, 78, 104-109; Stringer, R. J. (2019). Policing the drunk driving problem: A longitudinal examination of DUI enforcement and alcohol related crashes in the U.S. (1985–2015). *American Journal of Criminal Justice*, 44, 474-498.

¹⁵ It is important to acknowledge the potential impacts of decreased proactive policing in general, as well as how any such changes influence proactive DUI enforcement measures. Scholars have suggested that recent highly publicized events involving the police and the ensuing negative media attention have fueled a legitimacy crisis relating to policing practices. This crisis has led to some segments of the population becoming even less trusting of the police and less apt to accept policing decisions. In particular, the notion that the police are less willing to engage in particular policing strategies emerged following the 2014 police-involved shooting of Michael Brown in Ferguson, Missouri and the subsequent protests and scrutiny of the police. This phenomenon has been termed “the Ferguson effect” with the subsequent outcome of de-policing. There are two assumptions of the Ferguson effect: i) increased scrutiny of the police by the public, politicians, and the media proliferates de-policing, and ii) increased crime rates are the result of de-policing. Thus far, research has provided mixed evidence regarding either assumption. De-policing has been defined as the lack of officers engaging in proactive policing strategies. Proactive policing strategies are typically discretionary in nature and are self-initiated by an officer to include activities such as pedestrian stops, arrests for minor offenses, vehicle stops, vehicle searches, and directed patrols. These types of activities are commonly aimed at addressing “public order” or “quality of life” offenses. It should be noted that de-policing is not necessarily a new concept as officers disengaging from proactive policing measures has been noted in the literature going as far back as the 1970s. Research has consistently revealed various predictors of de-policing, including levels of public scrutiny toward police, as well as officers’ liability concerns, burnout, perceived risk of danger or personal harm, perceived organizational fairness from supervisors, and the impact of the pandemic. However, recent research examining police activity, including stops and arrests, to determine if a de-policing effect exists has provided mixed evidence. It will be important for research to examine the extent to which these factors permeate in a negative fashion across law enforcement agencies representing various cities and communities across the United States. Examining any short- and long-term impacts is important in identifying effective strategies to help alleviate the effects of de-policing. Researchers have also sought to understand the impact that de-policing has had on crime rates across cities within the United States, as well as examining crime rates within select cities. However, these studies have only attempted to measure an *immediate* impact of any Ferguson effect that may have existed within the 12 months following the Ferguson incident. Since that time, numerous additional “high profile” police-involved incidents and shootings have occurred. In addition, the impact of the COVID-19 pandemic on the entire criminal justice system beginning in 2020, as well as recent criminal justice policy reforms and civil liability matters, have arguably compounded further disengagement from proactive police work. Further, it is acknowledged that rates have been increasing for homicide, aggravated assault, and robbery in recent years. Researchers are still working to unravel the precise factors impacting these changes and the degree to which the Ferguson effect has played a part, if any, in areas experiencing increased crime rates. **For research on Ferguson effect on de-policing**, see, e.g., Burke, P. J. (2022). Examining drug enforcement by specialized police units in Chicago, 2009-2019. *Journal of Criminal Justice*, 81, <https://doi.org/10.1016/j.icrimjus.2022.101905>; Campbell, B.A., Nix, J., & Maguire, E. R. (2018). Is the number of citizens fatally shot by police increasing in the post-Ferguson era? *Crime & Delinquency*, 64(3), 398-420; Capellan, J.A., Lautenschlager, R., & Silva, J. R. (2020). Deconstructing the Ferguson effect: A multilevel mediation analysis of public scrutiny, de-policing, and crime. *Journal of Crime and Justice*, 43(2), 125-144; Gaston, S., Cunningham, J. P., & Gillezeau, R. (2019). A Ferguson effect, the drug epidemic, both, or neither? Explaining the 2015 and 2016 U.S. homicide rises by race and ethnicity. *Homicide Studies*, 23(3), 285-313; Gau, J. M., Paoline, E. A., III, & Paul, N. D. (2022). De-policing as a result of public scrutiny: Examining officers’ perceptions of negative media attention and willingness to engage in self-initiated activity. *Journal of Crime and Justice*, 45(5), 539-551; Koslicki, W. (2022). Criticism does not constrain: Testing for evidence of de-policing following the murder of George Floyd. *Policing: An International*, 45(4), 586-599; Lane, T. J. (2022). Police-involved deaths and the impact on homicide rates in the post-Ferguson era: A study of 44 U.S. cities. *Journal of Interpersonal Violence*, 37(19-20), NP17517-NO17539; Morgan, S. L., & Pally, J. A. (2016). Ferguson, Gray, and Davis: An analysis of recorded crime incidents and arrests in Baltimore City, March 2010 through December 2015. A report written for the 21st century cities initiative at Johns Hopkins University. Retrieved from <http://socweb.soc.jhu.edu/faculty/morgan/papers/MorganPally2016.pdf>; Mourtgos, S. M., & Adams, I. T. (2019). The rhetoric of de-policing: Evaluating open-ended survey responses from police officers with machine learning-based structural topic modeling. *Journal of Criminal Justice*, 64, 61-73; Nix, J., & Pickett, J. T. (2017). Third-person perceptions, hostile media effects, and policing: Developing a theoretical framework for assessing the Ferguson effect. *Journal of Criminal Justice*, 51, 24-33; Pyrooz, D. C., Decker, S. C., Wolfe, S. E., Shjarback, J. A. (2016). Was there a Ferguson Effect on crime rates in large U.S. cities? *Journal of Criminal Justice*, 46, 1-8; Rosenfeld, R., & Wallman, J. (2019). Did de-policing cause the increase in homicide rates? *Criminology and Public Policy*, 18, 51-75; Shjarback, J. A. (2016). Was there a Ferguson effect on crime rates in large U.S. cities? *Journal of Criminal Justice*, 46, 1-8; Slocum, L. A., Huebner, B. M., & Rosenfeld, R. (2019). Changes in enforcement of low-level and felony offenses post-Ferguson: An analysis of arrests in St. Louis, Missouri. *Criminology, Criminal Justice, Law & Society*, 20(2), 25-45; Vandegrift, D., & Connor, B. J. (2020). The effect of police use of lethal force on murder levels in American cities before and after Ferguson. *Journal of Quantitative Criminology*, 36, 235-261. **For research relating to historical trends of de-policing**, see, e.g., Ayres, M. B., & Ayres, R. M. (1981). Police on strike: What triggers their walkouts. *FBI Law Enforcement Bulletin*, 50(1), 13-16 (“blue flu”); Brehm, J. & Gates, S. (1999). *Working, shirking, and*

sabotage: Bureaucratic response to a democratic public. Ann Arbor: University of Michigan Press (“shirking”); Muir, W. K. (1977). *Police: Streetcorner politicians.* Chicago: University of Chicago Press; Paoline, E. A. (2004). Shedding light on police culture: An examination of officers’ occupational attitudes. *Police Quarterly*, 7(2), 205-236 (“avoiders”). **For research relating to predictors of de-policing, see, e.g.,** Gau, J. M., Paoline III, E. A., & Paul, N. D. (2022). De-policing as a result of public scrutiny: Examining officers’ perceptions of negative media attention and willingness to engage in self-initiated activity. *Journal of Crime and Justice*, 45(5), 539-551; Marier, C. J., & Fridell, L.A. (2020). Demonstrations, demoralization, and de-policing. *Criminology & Public Policy*, 19, 693-719; Mourtgos, S. M., & Adams, I. T. (2019). The rhetoric of de-policing: Evaluating open-ended survey responses from police officers with machine learning-based structural topic modeling. *Journal of Criminal Justice*, 64, 61-73; Nix, J., & Pickett, J. T. (2017). Third-person perceptions, hostile media effects, and policing: Developing a theoretical framework for assessing the Ferguson effect. *Journal of Criminal Justice*, 51, 24-33; Nix, J., & Wolfe, S. (2018). Management-level officers’ experiences with the Ferguson effect. *Policing: An International Journal*, 41(2), 262-275; Philips, S. W. (2020). Exploring law enforcement’s views of de-policing: A vignette research design. *Criminal Justice Studies*, 33(2), 178-191; Torres, J., & Reling, T. (2020). Under-policing and apprehensiveness toward stopping minorities across white and nonwhite officers post-Ferguson. *Journal of Ethnicity in Criminal Justice*, 18(4), 282-314; Wolfe, S. E., & Nix, J. (2016). The alleged “Ferguson Effect” and police willingness to engage in community partnership. *Law and Human Behavior*, 40(1), 1-10. **For research on Ferguson effect on crime rates, see, e.g.,** Capellan, J.A., Lautenschlager, R., & Silva, J. R. (2020). Deconstructing the Ferguson effect: A multilevel mediation analysis of public scrutiny, de-policing, and crime. *Journal of Crime and Justice*, 43(2), 125-144; Gau, J. M., Paoline III, E. A., & Paul, N. D. (2022). De-policing as a result of public scrutiny: examining officers’ perceptions of negative media attention and willingness to engage in self-initiated activity. *Journal of Crime and Justice*, 45(5), 539-551; Gaston, S., Cunningham, J. P., & Gillezeau, R. (2019). A Ferguson effect, the drug epidemic, both, or neither? Explaining the 2015 and 2016 U.S. homicide rises by race and ethnicity. *Homicide Studies*, 23(3), 285-313; Morgan, S. L., & Pally, J. A. (2016). Ferguson, Gray, and Davis: An analysis of recorded crime incidents and arrests in Baltimore City, March 2010 through December 2015. A report written for the 21st century cities initiative at Johns Hopkins University. Retrieved from <http://socweb.soc.jhu.edu/faculty/morgan/papers/MorganPally2016.pdf>; Pyrooz, D. C., Decker, S. C., Wolfe, S. E., Shjarback, J. A. (2016). Was there a Ferguson effect on crime rates in large U.S. cities? *Journal of Criminal Justice*, 46, 1-8; Rosenfeld, R., & Wallman, J. (2019). Did de-policing cause the increase in homicide rates? *Criminology and Public Policy*, 18, 51-75; Shjarback, J.A., Pyrooz, D. C., Wolfe, S. C., & Decker, S. H. (2017). De-policing and crime in the wake of Ferguson: Racialized changes in the quantity and quality of policing among Missouri police departments. *Journal of Criminal Justice*, 50, 42-52; Slocum, L. A., Huebner, B. M., & Rosenfeld, R. (2019). Changes in enforcement of low-level and felony offenses post-Ferguson: An analysis of arrests in St. Louis, Missouri. *Criminology, Criminal Justice, Law & Society*, 20(2), 25-45.

¹⁶ Law enforcement agencies across the United States have indicated that the greatest challenges to conducting DUI enforcement are staffing levels and funding. Further, discussions with key stakeholders and responses to staff’s survey to Virginia law enforcement agencies suggested that the ability to conduct DUI checkpoints due to staffing shortages, ability to staff DUI selective enforcement/saturation patrols (excluding DUI checkpoints), the number of law enforcement officers available to engage in proactive DUI enforcement, and the willingness of officers to volunteer for overtime assignments specifically related to DUI enforcement were “moderate” to “serious” barriers to their agencies in enforcing DUI laws; *See also, e.g.,* Browning, S., & Thompson, K. (2016). Specific deterrence and the infrequent use of sobriety checkpoints. *Security Journal*, 29(3), 340-351; DeAngelo, G., & Hansen, B. (2014). Life and death in the fast lane: Police enforcement and traffic fatalities. *American Economic Journal: Economic Policy*, 6(2), 231-257; Eichelberger, A. H., & McCartt, A. T. (2016). Impaired driving enforcement practices among state and local law enforcement agencies in the United States. *Journal of Safety Research*, 58, 41-47; Fell, J. C., Waehrer, G., Voas, R. B., Auld-Owens, A., Carr, K., & Pell, K. (2014). Effects of enforcement intensity on alcohol-impaired driving crashes. *Accident Analysis & Prevention*, 73, 181-186.

¹⁷ Law enforcement agencies across the United States report receiving federal or state funding to devote additional staff to DUI enforcement strategies such as sobriety checkpoints or development of initiatives aimed at reducing impaired driving within their jurisdictions. Evaluations conducted indicate reductions in alcohol-involved motor vehicle crashes and fatalities; *See, e.g.,* Fell, J. C., Tippetts, A. S., & Levy, M. (2008). Evaluations of seven publicized enforcement demonstration programs to reduce impaired driving: Georgia, Louisiana, Pennsylvania, Tennessee, Texas, Indiana, and Michigan. *Annals of Advances in Automotive Medicine*, 52, 23-38; Thomas, F. D., Blomberg, R. D., Masten, S. V., Cicchino, J., Tippetts, A. S., Korbela, K. T., Fell, J. C., & Lacey, J. H. (2015, January). *Evaluation of the Washington State Target Zero Teams project.* (DOT HS 812 097). Washington, DC: National Highway Traffic Safety Administration. Retrieved from <https://www.nhtsa.gov/sites/nhtsa.gov/files/812097-wa-statetargetzeroproject.pdf>.

¹⁸ Many Virginia law enforcement agencies indicated that the inability to conduct traffic stops for certain equipment and inspection violations (e.g., brake lights, window tint, etc.) was a “serious” barrier for their agency to enforcing DUI laws. Research also points to the difference in rates of motor vehicle crashes and fatalities in states with primary or secondary seatbelt laws; *See, e.g.,* Advocates for Highway and Auto Safety. (2015). Fact sheet: Primary enforcement seat belt laws. Retrieved from <https://saferoads.org/wp-content/uploads/2015/07/2015-06-09-Primary-Seat-Belt-Fact-Sheet.pdf>; National Center for Injury Prevention and Control. (2011). *Policy impact: Seat belts.* Retrieved from <https://www.cdc.gov/transportationsafety/seatbeltbrief/index.html>; Notrica, D. M., Sayrs, L. W., Krishna, N., Rowe, D.,

Jaroszewski, D. E., & McMahon, L. E. (2020). The impact of state laws on motor vehicle fatality rates, 1999-2015. *The Journal of Trauma and Acute Care Surgery*, 88(6), 760-769.

¹⁹ Ignition interlock devices are one way to address and prevent alcohol-impaired driving. The ignition interlock device is an alcohol sensor that is connected to a vehicle's ignition. Prior to starting the car, the driver must breathe into the device and if the driver's blood alcohol content (BAC) is above the pre-programmed limit the vehicle will not start. Ignition interlock devices are thought to affect individuals' behaviors regarding drinking and driving by necessitating change in habits. Laws governing the use of ignition interlock devices and ignition interlock programs exist in each state. The implementation and function of ignition interlock devices vary within each state and jurisdiction based on the judicial authority imposing sanctions, state laws allowing for the use of an interlock device as a sanction for DUI, and the administrative authority of the state motor vehicle authority to oversee driver licensing. Although ignition interlock laws exist in each state, the use of ignition interlock devices is low compared to the number of DUI arrests that occur each year. Research has consistently shown that when installed on a vehicle, ignition interlock devices reduce DUI recidivism for both first time offenders and repeat offenders as compared to drivers who did not have ignition interlocks installed. However, there is a lack of evidence supporting a carryover effect once an interlock device is removed. Researchers have found that once interlock devices are removed from vehicles that recidivism rates converge between groups who previously had the interlock installed and comparison groups of those who did not have the ignition interlock device installed. In order to address the lack of effectiveness once the device is removed, researchers have suggested combining the use of ignition interlock devices with other measures such as education in harm reduction strategies that promote safe behaviors in an effort to reduce future impaired driving. For research relating to ignition interlock devices. See, e.g., Beck, K. H., Rauch, W. J., Baker, E. A., & Williams, A. F. (1999). Effects of ignition interlock license restrictions on drivers with multiple alcohol offenses: A randomized trial in Maryland. *American Journal of Public Health*, 89(11), 1696-1700; Beck, K. H., Scherer, M., Romano, E., Taylor, E., & Voas, R. (2020). Driver experiences with the alcohol ignition interlock: Comparing successful and poor performers. *Traffic Injury Prevention*, 21(7), 413-418; Casanova-Powell, T., Hedlund, J., Leaf, W., & Tison, J. (2015, May). *Evaluation of State ignition interlock programs: Interlock use analyses from 28 States, 2006–2011*. (Report No. DOT HS 812 145). National Highway Traffic Safety Administration; Elder, R. W., Voas, R., Beirness, D., Shults, R. A., Sleet, D. A., Nichols, J. L., & Compton, R. (2011). Effectiveness of ignition interlocks for preventing alcohol-impaired driving and alcohol related crashes: A community guide systematic review. *American Journal of Preventive Medicine*, 40(3), 362–376; Kaufman, E. J., & Wiebe, D. J. (2016). Impact of state ignition interlock laws on alcohol-involved crash deaths in the United States. *American Journal of Public Health*, 106(5), 865-871; McKnight, A. S., & Tippetts, A. S. (2020, November). *Ignition interlock use rates following changes in interlock legislation* (Traffic Tech. Report No. DOT HS 813 002). National Highway Traffic Safety Administration; McGinty, E. E., Tung, G., Shulman-Laniel, J., Hardy, R., Rutkow, L., Frattaroli, S., & Vernick, J.S. (2017). Ignition interlock laws: Effects on fatal motor vehicle crashes, 1982–2013. *American Journal of Preventive Medicine*, 52(4), 417-423; Miller, P. G., Curtis, A., Sönderlund, A., Day, A., & Droste, N. (2015). Effectiveness of interventions for convicted DUI offenders in reducing recidivism: a systematic review of the peer-reviewed scientific literature. *The American Journal of Drug and Alcohol Abuse*, 41(1), 16-29; Roth, R., Voas, R., & Marques P. (2007). Interlocks for first offenders: Effective? *Traffic Injury Prevention*, 8, 346–352; Shulman-Laniel, J., Vernick, J. S., McGinty, B., Frattaroli, S., & Rutkow, L. (2017). U.S. state ignition interlock laws for alcohol-impaired driving prevention: A 50 state survey and analysis. *Journal of Law, Medicine and Ethics*, 45(2), 221-230; Ullman, D. F. (2016). Locked and not loaded: First time offenders and state ignition interlock programs. *International Review of Law and Economics*, 45, 1-13; Venkatraman, V., Richard, C. M., Magee, K., & Johnson, K. (2021, July). *Countermeasures that work: A highway safety countermeasures guide for State Highway Safety Offices, 10th edition, 2020* (Report No. DOT HS 813 097). National Highway Traffic Safety Administration; Willis, C., Lybrand, S., & Bellamy, N. (2004). Alcohol ignition interlock programmes for reducing drink driving recidivism. *Cochrane Database of Systematic Reviews*, 3, 1-22.

²⁰ Safety technology has been incorporated into the design of vehicles to reduce injuries or deaths in the event of a motor vehicle crash. Vehicles are now made with both passive safety systems such as advanced seatbelt warnings and airbags, as well as active safety systems to include forward collision warnings, lane departure warnings, speed warnings, and intelligent speed adaption. Motor vehicle crashes involving alcohol are also thought to be influenced by the utilization of safety features within vehicles. Research indicates that there are four areas in which safety features have been specifically designed to reduce alcohol involved crashes or have been shown to be effective in reducing alcohol-related injuries: occupant protection programs, vehicle registration laws that prevent drivers who have been convicted of impaired driving from owning a car, fitting all vehicles with ignition interlock devices, and autonomous vehicles. See, e.g., Hanna, K. L. (2015). Old laws, new tricks: Drunk driving and autonomous vehicles. *Jurimetrics*, 55(2), 275-290; Hojjati-Emmami, K., Dhillon, B. S., & Jenab, K. (2012). Reliability prediction for the vehicles equipped with advanced driver assistance systems (ADAS) and passive safety systems (PSS). *International Journal of Industrial Engineering Computations*, 3, 731-742; McCartt, A. T., Wells, J. K., & Teoh, E. R. (2010). Attitudes toward in-vehicle advanced alcohol technology. *Traffic Injury Prevention*, 11, 156-164; Staubach, M. (2009). Factors correlated with traffic accidents as a basis for evaluating Advanced Driver Assistance Systems. *Accident Analysis & Prevention*, 41(5), 1025–1033; Voas, R. B. (2020). Vehicle safety features aimed at preventing alcohol-related crashes. *Forensic Science Review*, 32, 55-81.

²¹ During the COVID-19 pandemic there was a decrease in the volume of traffic on roadways and the number of vehicle miles travelled. Some cities reported increases in the number of motor vehicle crashes and crashes with major injuries after lockdown orders were put into place. A large proportion of these crashes were attributed to speeding and/or driving under the influence.

However, other cities reported decreases in the number of motor vehicle crashes in which alcohol was a factor. Researchers suggest that the differences observed could be related to numerous factors such as one's propensity to engage in risky behavior, increases in the sale alcohol, increases in the use of alcohol, and reductions in enforcement by law enforcement agencies. See, e.g., Adanu, E. K., Brown, D., Jones, S., & Parrish, A. (2021). How did the COVID-19 pandemic affect road crashes and crash outcomes in Alabama? *Accident Analysis and Prevention*, 163. Retrieved from <https://doi.org/10.1016/j.aap.2021.106428>; Apodaca, J. C., Desharnais, R. A., & Mitchell Jr., L. J. (2021). The effect of the Safer at Home order on the frequency of DUI breath alcohol tests in Los Angeles County. *Journal of Forensic Sciences*, 66, 1550-1556; Ashby, M. P. J. (2020). Changes in police calls for service during the early months of the 2020 Coronavirus pandemic. *Policing*, 14(4), 1054-1072; Gong, Y., Lu, P., & Yang, X. T. (2023). Impact of COVID-19 on traffic safety from the "Lockdown" to the "New Normal": A case study of Utah. *Accident Analysis and Prevention*, 184. Retrieved from <https://doi.org/10.1016/j.aap.2023.106995>; Nielson, K. R., Zhang, Y., & Ingram, J. R. (2022). The impact of COVID-19 on police officer activities. *Journal of Criminal Justice*, 82. Retrieved from <https://doi.org/10.1016/j.icrimjus.2022.101943>; Vanlaar, W. G. M., Woods-Fry, H., Barrett, H., Lyon, C., Brown, S., Wicklund, C., & Robertson, R. D. (2021). The impact of COVID-19 on road safety in Canada and the United States. *Accident Analysis and Prevention*, 160. Retrieved from <https://doi.org/10.1016/j.aap.2021.106324>; White, D. R., Schafer, J., & Kyle, M. (2022). The impact of COVID-19 on police training academies. *Policing: An International Journal*, 45(1), 9-22.

²² Staff examined the WISQARS™ — Web-based Injury Statistics Query and Reporting System data, which is housed at the Centers for Disease Control and Prevention (CDC).

²³ Staff examined the Office of the Chief Medical Examiner of Virginia (OCME) data, Syndromic Surveillance Data, Virginia Health Information (VHI) data, and Vital Event Statistics Program data, which are housed at the Virginia Department of Health.

²⁴ Staff examined the Fatality Analysis Reporting System (FARS), National Automotive Sampling System General Estimates System (NASS GES), and Crash Report Sampling System (CRSS) data, which are housed at the National Highway Traffic Safety Administration (NHTSA).

²⁵ Staff examined the Traffic Records Electronic Data System (TREDS) data and annual *Virginia Traffic Crash Facts* publications, which are housed at the Virginia Department of Motor Vehicles (DMV).

²⁶ Staff examined data from the national Uniform Crime Reporting (UCR) Program, which is housed at the FBI.

²⁷ Staff examined data from the Virginia Uniform Crime Reporting (UCR) Program and the Central Criminal Records Exchange (CCRE), which are housed at the Virginia State Police.

²⁸ Staff examined data from the circuit, general, and juvenile & domestic relations district court case management systems, which are housed at the Virginia Supreme Court's Office of the Executive Secretary (OES), as well as data provided by the Fairfax Circuit court to the Virginia Criminal Sentencing Commission.

²⁹ Staff examined data relating to DUI breath alcohol tests and DUI/D blood draws, which are housed at the Virginia Department of Forensic Science.

³⁰ Staff examined data relating to Virginia's ignition interlock program, which is housed at the Commission on the Virginia Alcohol Safety Action (VASAP).

³¹ Staff examined data relating to inmates held in Virginia local and regional jails for DUI-related offenses, which is housed at the Compensation Board.

³² Staff examined data relating to state responsible inmates held for DUI-related offenses, which is housed at the Virginia Department of Corrections (DOC).

³³ See Centers for Disease Control and Prevention (CDC), WISQARS™ — Web-based Injury Statistics Query and Reporting System. See also, CDC's Transportation Safety page at <https://www.cdc.gov/transportationsafety/>, as well as its *Impaired Driving* page at https://www.cdc.gov/transportationsafety/impaired_driving/index.html.

³⁴ See, e.g., Stewart, T. (2023, April). *Overview of motor vehicle traffic crashes in 2021* (Report No. DOT HS 813 435). National Highway Traffic Safety Administration. Retrieved from <https://crashstats.nhtsa.dot.gov/Api/Public/ViewPublication/813435>.

³⁵ *Id.*

³⁶ *Id.*

³⁷ See, Virginia Department of Health, Office of the Chief Medical Examiner (OCME). *Annual reports*, at <https://www.vdh.virginia.gov/medical-examiner/annual-reports/>. Historically, motor vehicle crashes were the leading cause of accidental death in Virginia until 2013, when fatal drug overdoses became the leading cause of accidental deaths. Additional VDH data sources to consider include Syndromic Surveillance Data, Virginia Health Information (VHI), and the Vital Event Statistics Program.

³⁸ See, e.g., Stewart, T. (2023, April). *Overview of motor vehicle traffic crashes in 2021* (Report No. DOT HS 813 435). National Highway Traffic Safety Administration. Retrieved from <https://crashstats.nhtsa.dot.gov/Api/Public/ViewPublication/813435>.

³⁹ See Appendix E. Virginia DMV TREDS data shows slightly lower fatality counts (847 in 2020 and 968 in 2021) than NHTSA data for Virginia (850 in 2020 and 973 in 2021) due to definitional differences and time frame reporting requirements.

⁴⁰ See Virginia Highway Safety Office. (2022). *2021 Virginia traffic crash facts*. Retrieved from https://www.dmv.virginia.gov/safety/crash_data/crash_facts/crash_facts_21.pdf; Virginia Highway Safety Office. (2021). *2020 Virginia traffic crash facts*. Retrieved from https://www.dmv.virginia.gov/safety/crash_data/crash_facts/crash_facts_20.pdf;

Virginia Highway Safety Office. (2020). *2019 Virginia traffic crash facts*. Retrieved from https://www.dmv.virginia.gov/safety/crash_data/crash_facts/crash_facts_19.pdf; Virginia Highway Safety Office. (2019). *2018 Virginia traffic crash facts*. Retrieved from https://www.dmv.virginia.gov/safety/crash_data/crash_facts/crash_facts_18.pdf; Virginia Highway Safety Office. (2018). *2017 Virginia traffic crash facts*. Retrieved from https://www.dmv.virginia.gov/safety/crash_data/crash_facts/crash_facts_17.pdf; Virginia Highway Safety Office. (2017). *2016 Virginia traffic crash facts*. Retrieved from https://www.dmv.virginia.gov/safety/crash_data/crash_facts/crash_facts_16.pdf. The Virginia Department of Motor Vehicles provided Crime Commission staff with copies of *Virginia traffic crash facts* for the following years: 2010, 2011, 2012, 2013, 2014, and 2015 (personal communication, November 14, 2022). See also Virginia DMV. *TREDS Public Interactive Report* generator at <https://www.treds.virginia.gov/UI/Reports/Public/InteractiveReport.aspx?ReportPath=/Interactive%20Crash%20Reports/Interactive%20Report>. This tool allows users to download various traffic crash data occurring between 2010 and 2021. Please note that the figures published in DMV's annual *Virginia traffic crash facts* may vary slightly from the figures generated from a TREDS online query.

⁴¹ See Appendix C.

⁴² See, e.g., NHTSA FARS data table at <https://www-fars.nhtsa.dot.gov/Trends/TrendsAlcohol.aspx> for total persons killed by highest driver BAC in crashes since 1994; Virginia DMV. (n.d.). *Virginia traffic crash facts*. Retrieved from https://www.dmv.virginia.gov/safety/#crash_data/crash_facts/index.asp; Virginia DMV. (n.d.). *Virginia alcohol-related motor vehicle statistics (Calendar Years 1996-2021)*. Retrieved from <https://www.dmv.virginia.gov/webdoc/pdf/tss02.pdf>; and, Virginia Department of Health, Office of the Chief Medical Examiner for annual reports published between 2003 and 2021. Retrieved from <https://www.vdh.virginia.gov/medical-examiner/annual-reports/>

⁴³ See, e.g., NHTSA FARS data table at <https://www-fars.nhtsa.dot.gov/Trends/TrendsAlcohol.aspx> for total persons killed by highest driver BAC in crashes since 1994. See also, for data going back to 1982, NHTSA, National Center for Statistics and Analysis. (2022, October). *Traffic safety facts 2020: A compilation of motor vehicle crash data* (Report No. DOT HS 813 375). National Highway Traffic Safety Administration. Retrieved from <https://crashstats.nhtsa.dot.gov/Api/Public/ViewPublication/813375> at p. 46.

⁴⁴ See NHTSA, National Center for Statistics and Analysis. (2022, October). *Traffic safety facts 2020: A compilation of motor vehicle crash data* (Report No. DOT HS 813 375). National Highway Traffic Safety Administration. Retrieved from <https://crashstats.nhtsa.dot.gov/Api/Public/ViewPublication/813375> at p. 46.

⁴⁵ See, e.g., Stewart, T. (2023, April). *Overview of motor vehicle traffic crashes in 2021* (Report No. DOT HS 813 435). National Highway Traffic Safety Administration. Retrieved from <https://crashstats.nhtsa.dot.gov/Api/Public/ViewPublication/813435>.

⁴⁶ *Supra* note 40.

⁴⁷ *Supra* note 40.

⁴⁸ Virginia Highway Safety Office. (2022). *2021 Virginia traffic crash facts*. Retrieved from https://www.dmv.virginia.gov/safety/crash_data/crash_facts/crash_facts_21.pdf.

⁴⁹ See, e.g., Stewart, T. (2023, April). *Overview of motor vehicle traffic crashes in 2021* (Report No. DOT HS 813 435). National Highway Traffic Safety Administration. Retrieved from <https://crashstats.nhtsa.dot.gov/Api/Public/ViewPublication/813435>. The variance in counts between NHTSA data for Virginia and Virginia TREDS data can be attributed to definitional and methodological differences between the two sources as described earlier in this report.

⁵⁰ *Supra* note 40.

⁵¹ See, e.g., NHTSA. (2023, June). *Traffic safety facts: State alcohol-impaired driving estimates, 2021 data*. (Report No. DOT HS 813 472). Retrieved from [https://crashstats.nhtsa.dot.gov/Api/Public/ViewPublication/813472#:~:text=Of%20the%2042%2C939%20traffic%20fatalities,ollowed%20by%20Texas%20\(42%25\)](https://crashstats.nhtsa.dot.gov/Api/Public/ViewPublication/813472#:~:text=Of%20the%2042%2C939%20traffic%20fatalities,ollowed%20by%20Texas%20(42%25)).

⁵² *Id.*

⁵³ For example, OCME data included anywhere from 84 to 141 *additional* MVC fatalities per year during the study's time frame than DMV TREDS data due to OCME's broader definitional count of persons.

⁵⁴ See, e.g., NHTSA. (2022, May). *Traffic safety facts - State alcohol-impaired-driving estimates*. (Report No. DOT HS 813 301). Retrieved from <https://crashstats.nhtsa.dot.gov/Api/Public/ViewPublication/813301.pdf>; NHTSA (2002, January). *Transitioning to multiple imputation - A new method to impute missing blood alcohol concentration (BAC) values in FARS* (Report No. DOT HS 809 403). Retrieved from <https://crashstats.nhtsa.dot.gov/Api/Public/ViewPublication/809403>.

⁵⁵ NHTSA. (2012, April). *Traffic safety facts: State alcohol-impaired driving estimates, 2010 data*. (Report No. DOT HS 811 612). Retrieved from <https://crashstats.nhtsa.dot.gov/Api/Public/ViewPublication/811612>; NHTSA. (2013, May). *Traffic safety facts: State alcohol-impaired driving estimates, 2011 data*. (Report No. DOT HS 811 776). Retrieved from <https://crashstats.nhtsa.dot.gov/Api/Public/ViewPublication/811776>; NHTSA. (2014, May). *Traffic safety facts: State alcohol-impaired driving estimates, 2012 data*. (Report No. DOT HS 812 017). Retrieved from <https://crashstats.nhtsa.dot.gov/Api/Public/ViewPublication/811870>; NHTSA. (2015, August). *Traffic safety facts: State alcohol-impaired driving estimates, 2013 data*. (Report No. DOT HS 812 188). Retrieved from <https://crashstats.nhtsa.dot.gov/Api/Public/ViewPublication/812188>; NHTSA. (2016, June). *Traffic safety facts: State alcohol-*

impaired driving estimates, 2014 data. (Report No. DOT HS 812 264). Retrieved from <https://crashstats.nhtsa.dot.gov/Api/Public/ViewPublication/812264>; NHTSA. (2018, February). *Traffic safety facts: State alcohol-impaired driving estimates, 2015 data.* (Report No. DOT HS 812 357). Retrieved from <https://crashstats.nhtsa.dot.gov/Api/Public/ViewPublication/812357>; NHTSA. (2018, January). *Traffic safety facts: State alcohol-impaired driving estimates, 2016 data.* (Report No. DOT HS 812 483). Retrieved from <https://crashstats.nhtsa.dot.gov/Api/Public/ViewPublication/812483>; NHTSA. (2019, May). *Traffic safety facts: State alcohol-impaired driving estimates, 2017 data.* (Report No. DOT HS 812 724). Retrieved from <https://crashstats.nhtsa.dot.gov/Api/Public/ViewPublication/812724>; NHTSA. (2020, June). *Traffic safety facts: State alcohol-impaired driving estimates, 2018 data.* (Report No. DOT HS 812 724). Retrieved from <https://crashstats.nhtsa.dot.gov/Api/Public/ViewPublication/812917>; NHTSA. (2021, August). *Traffic safety facts: State alcohol-impaired driving estimates, 2019 data.* (Report No. DOT HS 813 106). Retrieved from <https://crashstats.nhtsa.dot.gov/Api/Public/ViewPublication/813106>; NHTSA. (2022, May). *Traffic safety facts: State alcohol-impaired driving estimates, 2020 data.* (Report No. DOT HS 813 301). Retrieved from <https://crashstats.nhtsa.dot.gov/Api/Public/ViewPublication/813301>; NHTSA. (2023, June). *Traffic safety facts: State alcohol-impaired driving estimates, 2021 data.* (Report No. DOT HS 813 472). Retrieved from [https://crashstats.nhtsa.dot.gov/Api/Public/ViewPublication/813472#:~:text=Of%20the%2042%2C939%20traffic%20fatalities,allowed%20by%20Texas%20\(42%25\)](https://crashstats.nhtsa.dot.gov/Api/Public/ViewPublication/813472#:~:text=Of%20the%2042%2C939%20traffic%20fatalities,allowed%20by%20Texas%20(42%25)). Please note that percentages of known BAC test results may vary slightly across these publications as the data has a two-year delay and provides a 10 year comparison where the figures may have since been updated. For example, the total percentage of drivers involved in fatal traffic crashes with a known BAC test result was reported at 49% in the 2010 data report (BAC test results were reported for 21,827 of 44,440 drivers involved in fatal crashes); whereas, in the 2021 data report which provides a 10-year lookback period with updated figures, the total percentage of drivers involved in fatal traffic crashes with a known BAC test result was reported at 52% (BAC test results were reported for 23,666 of 45,664 drivers involved in fatal crashes).

⁵⁶ NHTSA. (2023, June). *Traffic safety facts: State alcohol-impaired driving estimates, 2021 data.* (Report No. DOT HS 813 472). Retrieved from

[https://crashstats.nhtsa.dot.gov/Api/Public/ViewPublication/813472#:~:text=Of%20the%2042%2C939%20traffic%20fatalities,allowed%20by%20Texas%20\(42%25\)](https://crashstats.nhtsa.dot.gov/Api/Public/ViewPublication/813472#:~:text=Of%20the%2042%2C939%20traffic%20fatalities,allowed%20by%20Texas%20(42%25)).

⁵⁷ *Id.*

⁵⁸ *Id.*

⁵⁹ *Supra* note 55.

⁶⁰ NHTSA. (2023, June). *Traffic safety facts: State alcohol-impaired driving estimates, 2021 data.* (Report No. DOT HS 813 472). Retrieved from

[https://crashstats.nhtsa.dot.gov/Api/Public/ViewPublication/813472#:~:text=Of%20the%2042%2C939%20traffic%20fatalities,allowed%20by%20Texas%20\(42%25\)](https://crashstats.nhtsa.dot.gov/Api/Public/ViewPublication/813472#:~:text=Of%20the%2042%2C939%20traffic%20fatalities,allowed%20by%20Texas%20(42%25)).

⁶¹ *Id.*

⁶² *Supra* note 55. Virginia had the lowest percentage of known BAC test results for surviving drivers in 2010, 2013, 2014, 2015, 2017, 2018, 2019, 2020, and 2021. Virginia had the 2nd lowest percentage in 2012 and 2016.

⁶³ *See, e.g.,* Berning, A., Beirness, D., Hedlund, J., and Jones, R. (Nov. 2007). NHTSA Traffic Safety Facts Research Note. DOT HS 810 871. *Breath Test Refusals.* Retrieved from

<https://www.nhtsa.gov/sites/nhtsa.gov/files/810871.pdf#:~:text=Not%20all%20suspects%20agree%20to,urine%20sample%20when%20properly%20requested>.

⁶⁴ *See, e.g.,* VA. CODE ANN. § 18.2-268.2 (2022).

⁶⁵ ALASKA STAT. § 28.35.031(g) (2022).

⁶⁶ GA. CODE ANN. § 40-5-55(a) (2022).

⁶⁷ MO. REV. STAT. § 577.020(1)(6) (2022).

⁶⁸ MONT. CODE ANN. § 61-8-1016(2)(a)(iii)(C) (2022).

⁶⁹ NEB. REV. STAT. § 60-6,197(4) (2022).

⁷⁰ S.D. CODIFIED LAWS § 32-23-1.2 (2022).

⁷¹ VT. STAT. ANN. tit. 23, § 1202(a)(5) (2022).

⁷² WIS. STAT. § 343.305(3)(ar)(1) (2022).

⁷³ WIS. STAT. § 343.305(3)(ar)(2) (2022).

⁷⁴ *See, e.g., supra* note 55; NHTSA. (2022, May). *Traffic safety facts: State alcohol-impaired driving estimates, 2020 data.* (Report No. DOT HS 813 301). Retrieved from <https://crashstats.nhtsa.dot.gov/Api/Public/ViewPublication/813301.pdf>;

Casanova, T., Hedlund, J., & Tison, J. (2012, August). *State blood alcohol concentration (BAC) testing and reporting for drivers involved in fatal crashes: Current practices, results, and strategies, 1997-2009.* (Report No. DOT HS 811 661). Washington, DC: National Highway Traffic Safety Administration. Retrieved from <https://www.nhtsa.gov/sites/nhtsa.gov/files/811661.pdf>.

⁷⁵ *See, e.g.,* Berning, A., & Smither, D.D. (2022, April). *Traffic safety facts research note: Understanding the limitations of drug test information, reporting, and testing practices in fatal crashes* (DOT HS 812 072). Washington, DC: U.S. Department of

Transportation, National Highway Traffic Safety Administration (NHTSA), National Center for Statistics and Analysis. Retrieved from <https://crashstats.nhtsa.dot.gov/Api/Public/ViewPublication/812072>. Behavioral safety researchers at NHTSA perhaps summarize the totality of limitations relating to drug-impaired driving data across the U.S. the best: “*The drugged driving issue is complex and drug testing and reporting across States and jurisdictions is not uniform. Users of FARS data must keep the limitations in mind when interpreting the data. Currently, the data in FARS is insufficient to allow comparisons of drug use across years, or across States. In addition, in light of the limitations detailed above, it is also not possible to make inferences about impairment, crash causation, or comparisons to alcohol from this limited data. As more complete data becomes available, FARS data on drug-involved driving will be strengthened*” at p.3.

⁷⁶ See, e.g., Azofeifa, A., Rexach-Guzmán, B.D., Hagemeyer, A.N., Rudd, R.A., Sauber-Schatz, E.K. (2019). Driving under the influence of marijuana and illicit drugs among persons aged ≥16 years — United States, 2018. *MMWR and Morbidity and Mortality Weekly Report*, 68(50), 1153–1157; Berning A, Smither D. (2022, April). *Traffic safety facts research note: Understanding the limitations of drug test information, reporting, and testing practices in fatal crashes* (DOT HS 812 072). Washington, DC: U.S. Department of Transportation, National Highway Traffic Safety Administration (NHTSA), National Center for Statistics and Analysis. Retrieved from <https://crashstats.nhtsa.dot.gov/Api/Public/ViewPublication/812072>; Thomas, F.D., Darrah, J., Graham, L., Berning, A., Blomberg, R., Finstad, K., Griggs, C., Crandall, M., Schulman, C., Kozar, R., Lai, J., Mohr, N., Chenoweth, J., Cunningham, K., Babu, K., Dorfman, J., Van Heukelom, J., Ehsani, J., Fell, J., Whitehill, J., Brown, T., Moore, C. (2022, December). *Alcohol and drug prevalence among seriously or fatally injured road users* (Report No. DOT HS 813 399). Washington, DC: U.S. Department of Transportation, National Highway Traffic Safety Administration (NHTSA), Office of Behavioral Safety Research. Retrieved from https://www.nhtsa.gov/sites/nhtsa.gov/files/2022-12/Alcohol-Drug-Prevalence-Among-Road-Users-Report_112922-tag.pdf; Busardo, F.P., Pichini, S., Pellegrini, M., Montana, A., Lo Faro, A.F., Zaami, S., Graziano, S. (2018). Correlation between blood and oral fluid psychoactive drug concentrations and cognitive impairment in driving under the influence of drugs. *Current Neuropharmacology*, 16(1), 84–96. Retrieved from <https://www.ncbi.nlm.nih.gov/pmc/articles/PMC5771389/>; Compton, R. (2017, July). *Marijuana-impaired driving – A report to Congress* (Report No. DOT HS 812 440). Washington, DC: U.S. Department of Transportation, National Highway Traffic Safety Administration. Retrieved from <https://www.nhtsa.gov/sites/nhtsa.gov/files/documents/812440-marijuana-impaired-driving-report-to-congress.pdf>; Hartman, R.L., & Huestis, M.A. (2013). Cannabis effects on driving skills. *Clinical Chemistry*, 59(3), 478–492. Retrieved from <https://www.ncbi.nlm.nih.gov/pmc/articles/PMC3836260/pdf/nihms488287.pdf>; Lacey, J. H., Kelley-Baker, T., Berning, A., Romano, E., Ramirez, A., Yao, J., ... & Compton, R. (2016, December). *Drug and alcohol crash risk: A case-control study* (Report No. DOT HS 812 355). Washington, DC: National Highway Traffic Safety Administration. Retrieved from https://www.nhtsa.gov/sites/nhtsa.gov/files/documents/812355_drugalcoholcrashrisk.pdf; Simmons, S.M., Caird, J.K., Sterzer, F., Asbridge, M. (2022). The effects of cannabis and alcohol on driving performance and driver behaviour: A systematic review and meta-analysis. *Addiction*, 117, 1843–1856. Retrieved from <https://onlinelibrary.wiley.com/doi/10.1111/add.15770>; McCartney, D., Arkell, T.R., Irwin, C., McGregor, I.S. (2021). Determining the magnitude and duration of acute Δ9-tetrahydrocannabinol (Δ9-THC)-induced driving and cognitive impairment: A systematic and meta-analytic review. *Neuroscience & Biobehavioral Reviews*, 126, 175–193. Retrieved from <https://www.sciencedirect.com/science/article/pii/S0149763421000178?via%3Dihub>; staff also specifically reviewed a number of studies examining how driving performance could be impacted after a driver smokes or ingests cannabis.

⁷⁷ See VA. CODE ANN. § 18.2-266 (2022).

⁷⁸ See Appendix B.

⁷⁹ See VA. CODE ANN. § 18.2-270 (2022).

⁸⁰ See VA. CODE ANN. § 18.2-270 (2022). For example, a person convicted of a second offense committed within less than five years after a prior offense under VA. CODE ANN. § 18.2-266 shall be punished by a mandatory minimum fine of \$500 and by confinement in jail for not less than one month nor more than one year. Twenty days of the confinement shall be a mandatory minimum sentence.

⁸¹ See VA. CODE ANN. § 18.2-266 (2022).

⁸² See VA. CODE ANN. § 18.2-270 (2022). Such factors include driving under the influence while transporting a person 17 years of age or younger.

⁸³ FBI. *Crime in the United States, 2010-2021*. This trend is supported in both estimated arrests (Table 29) and by actual arrests reported by law enforcement agencies submitting 12 months of arrest data (Table 30 and *Crime Data Explorer* figures). Note: this downward trend in overall arrests and DUI arrests is a continuation of a trend which began in the mid-1990s; however, for purposes of this report, the time frame focused upon is 2010-2021.

⁸⁴ FBI. *Crime in the United States, 2010-2021*. Data retrieved June 1, 2023 from the FBI's online *Crime Data Explorer* tool to obtain actual arrests reported by law enforcement agencies submitting 12 months of arrest data. Since this data is updated on a semi-regular basis, the data may vary from the FBI's annual *Crime in the United States* publications (2010-2019). See Appendix H for a table which includes raw number of arrests by year. Retrieved from <https://cde.ucr.cjis.gov/LATEST/webapp/#/pages/explorer/crime/arrest>.

⁸⁵ *Id.*

⁸⁶ Virginia State Police. *Crime in Virginia, 2010-2021*. Retrieved from <https://vsp.virginia.gov/sections-units-bureaus/bass/criminal-justice-information-services/uniform-crime-reporting/>.

⁸⁷ *Id.*

⁸⁸ *Id.*

⁸⁹ FBI. *Crime in the United States, 2010-2019*, Table 42.

⁹⁰ FBI. *Crime in the United States, 2010-2019*, Table 38.

⁹¹ FBI. *Crime in the United States, 2010-2019*, Table 43a.

⁹² Virginia State Police, Uniform Crime Reporting Program. The VSP provided Crime Commission staff with raw Group B DUI arrest data on October 7, 2022.

⁹³ There was, however, a notable decrease in the proportion of arrests in April 2020 where only 5% of arrests for that year were made (presumably due to the onset of the COVID-19 pandemic).

⁹⁴ Staff adhered as closely as possible to NHTSA's methodology for holiday time period designation. See NHTSA. (June 2022). *Holiday time periods*. Retrieved from <https://cdan.nhtsa.gov/tsftables/Holiday%20Time%20Periods.pdf>.

⁹⁵ VA. CODE ANN. § 18.2-266 (2022).

⁹⁶ *Id.*

⁹⁷ Virginia State Police, Central Criminal Records Exchange (CCRE). These figures represent a "snapshot" of CCRE arrest data provided to Crime Commission staff on October 14, 2022 and a "snapshot" of CCRE conviction data provided to Crime Commission staff on November 2022). The 39% decrease in arrests was calculated based on 31,258 arrests recorded in 2010 as compared to 19,165 arrests recorded in 2021 for violations of §18.2-266. The 37% decrease in convictions was calculated based on 24,968 convictions recorded in 2010 as compared to 15,718 convictions recorded in 2021 for violations of §18.2-266.

⁹⁸ Virginia State Police, Central Criminal Records Exchange (CCRE). These figures represent a "snapshot" of CCRE arrest data for violations of § 18.2-266 provided to Crime Commission staff on October 14, 2022.

⁹⁹ *Id.*

¹⁰⁰ *Id.*

¹⁰¹ *Id.*

¹⁰² *Id.*

¹⁰³ *Id.*

¹⁰⁴ *Id.*

¹⁰⁵ Analysis is based on data from the Circuit Court, General District Court, and Juvenile & Domestic Relations Court Case Management Systems maintained by the Office of the Executive Secretary of the Supreme Court of Virginia. Data were provided by the Office of the Executive Secretary, analyzed by Virginia Criminal Sentencing Commission staff, and provided to Crime Commission staff. Crime Commission staff further analyzed and aggregated the data provided.

¹⁰⁶ *Id.*

¹⁰⁷ *Id.*

¹⁰⁸ *Id.*

¹⁰⁹ *Id.*

¹¹⁰ *Id.*

¹¹¹ VA. CODE ANN. § 18.2-266(ii) (2022).

¹¹² VA. CODE ANN. § 18.2-266(iii) (2022).

¹¹³ VA. CODE ANN. § 18.2-266(iv) (2022).

¹¹⁴ VA. CODE ANN. § 18.2-36.1(A) (2022).

¹¹⁵ VA. CODE ANN. § 18.2-36 (2022).

¹¹⁶ VA. CODE ANN. § 18.2-10(e) (2022).

¹¹⁷ VA. CODE ANN. § 18.2-36.1(B) (2022).

¹¹⁸ VA. CODE ANN. § 18.2-36.1(B) (2022).

¹¹⁹ VA. CODE ANN. § 18.2-36.1(B) (2022).

¹²⁰ VA. CODE ANN. § 18.2-36.1(C) (2022).

¹²¹ Virginia State Police, Central Criminal Records Exchange (CCRE). These figures represent a "snapshot" of CCRE arrest data provided to Crime Commission staff on October 14, 2022.

¹²² *Id.*

¹²³ *Id.*

¹²⁴ Analysis is based on data from the Circuit Court, General District Court, and Juvenile & Domestic Relations Court Case Management Systems maintained by the Office of the Executive Secretary of the Supreme Court of Virginia. Data was provided by the Office of the Executive Secretary, analyzed by Virginia Criminal Sentencing Commission staff, and provided to Crime Commission staff. Crime Commission staff further analyzed and aggregated the data provided.

¹²⁵ VA. CODE ANN. § 18.2-266(ii) (2022).

¹²⁶ VA. CODE ANN. § 18.2-266(iii) (2022).

¹²⁷ VA. CODE ANN. § 18.2-266(iv) (2022).

¹²⁸ “Serious bodily injury” means bodily injury that involves substantial risk of death, extreme physical pain, protracted and obvious disfigurement, or protracted loss or impairment of the function of a bodily member, organ, or mental faculty. VA. CODE ANN. § 18.2-51.4(E) (2022).

¹²⁹ VA. CODE ANN. § 18.2-51.4(A) (2022).

¹³⁰ VA. CODE ANN. § 18.2-10(f) (2022).

¹³¹ VA. CODE ANN. § 18.2-51.4(B) (2022).

¹³² VA. CODE ANN. § 18.2-10(d) (2022).

¹³³ VA. CODE ANN. § 18.2-51.4(C) (2022).

¹³⁴ Virginia State Police, Central Criminal Records Exchange (CCRE). These figures represent a “snapshot” of CCRE arrest data provided to Crime Commission staff on October 14, 2022.

¹³⁵ *Id.*

¹³⁶ *Id.*

¹³⁷ Analysis is based on data from the Circuit Court, General District Court, and Juvenile & Domestic Relations Court Case Management Systems maintained by the Office of the Executive Secretary of the Supreme Court of Virginia. Data were provided by the Office of the Executive Secretary, analyzed by Virginia Criminal Sentencing Commission staff, and provided to Crime Commission staff. Crime Commission staff further analyzed and aggregated the data provided.

¹³⁸ VA. CODE ANN. § 18.2-51.4 (2022).

¹³⁹ *Id.*

¹⁴⁰ VA. CODE ANN. § 18.2-268.2 (2022).

¹⁴¹ Virginia Department of Forensic Science. (n.d.). *Breath alcohol*. Retrieved from <https://dfs.virginia.gov/laboratory-forensic-services/breath-alcohol/>. The Breath Alcohol Section of DFS is responsible for “training and licensing breath test operators, responding to requests for records, providing testimony in courts of law, and maintaining/certifying the Intox EC/IR II evidential breath test equipment used in the Commonwealth of Virginia.”

¹⁴² Virginia Department of Forensic Science. (n.d.). *Forensic kits distributed by the Department of Forensic Science*. Retrieved from <https://dfs.virginia.gov/field-test-kits/forensic-kits/>.

¹⁴³ Virginia Department of Forensic Science. (n.d.). *Toxicology*. Retrieved from <https://dfs.virginia.gov/laboratory-forensic-services/toxicology/>.

¹⁴⁴ VA. CODE ANN. § 18.2-266(ii) (2022).

¹⁴⁵ VA. CODE ANN. § 18.2-266(iii) (2022).

¹⁴⁶ VA. CODE ANN. § 18.2-266(iv) (2022).

¹⁴⁷ VA. CODE ANN. § 18.2-268.3(A) (2022).

¹⁴⁸ VA. CODE ANN. § 18.2-268.3(A)(1) (2022).

¹⁴⁹ VA. CODE ANN. § 18.2-268.3(A)(2) (2022).

¹⁵⁰ VA. CODE ANN. § 18.2-266(ii) (2022).

¹⁵¹ VA. CODE ANN. § 18.2-266(iii) (2022).

¹⁵² VA. CODE ANN. § 18.2-266(iv) (2022).

¹⁵³ VA. CODE ANN. § 18.2-268.3(B) (2022).

¹⁵⁴ VA. CODE ANN. § 18.2-268.3(B)(1) (2022).

¹⁵⁵ VA. CODE ANN. § 18.2-268.3(B)(2) (2022).

¹⁵⁶ Virginia State Police, Central Criminal Records Exchange (CCRE). These figures represent a “snapshot” of CCRE arrest data provided to Crime Commission staff on October 14, 2022.

¹⁵⁷ *Id.*

¹⁵⁸ *Birchfield v. North Dakota*, 579 U.S. 438 (2016).

¹⁵⁹ Analysis is based on data from the Circuit Court, General District Court, and Juvenile & Domestic Relations Court Case Management Systems maintained by the Office of the Executive Secretary of the Supreme Court of Virginia. Data were provided by the Office of the Executive Secretary, analyzed by Virginia Criminal Sentencing Commission staff, and provided to Crime Commission staff. Crime Commission staff further analyzed and aggregated the data provided.

¹⁶⁰ *Id.*

¹⁶¹ South Carolina will suspend driver’s licenses following a finding that a driver had a BAC at or exceeding .15. The other 8 states, Kentucky, Michigan, Montana, New Jersey, Pennsylvania, Rhode Island, South Dakota, and West Virginia, do not authorize pre-conviction administrative license suspensions based on BAC findings (though all 8 states authorize post-conviction drivers’ license suspensions for DUI offenses). See Appendix N for complete findings.

¹⁶² Only South Dakota and Wyoming do not authorize pre-conviction administrative license suspensions for drivers who refuse to submit to a breath or blood test. South Dakota does suspend drivers’ licenses for drivers convicted of refusal, while Wyoming does not appear to authorize suspending drivers’ licenses for refusal offenses. See Appendix N for complete findings.

¹⁶³ VA. CODE ANN. § 46.2-391.2 (2022).

¹⁶⁴ GA. CODE ANN. § 40-5-67.2 (2022).

¹⁶⁵ HAW. REV. STAT. § 291E-41 (2022).

¹⁶⁶ TENN. CODE ANN. § 55-10-407 (2022).

¹⁶⁷ Alabama (ALA. CODE § 32-5A-304 (2022)), Alaska (ALASKA STAT. § 28.15.181 (2022)), Arizona (ARIZ. REV. STAT. ANN. § 28-1321 (2022)), Idaho (IDAHO CODE § 18-8002A (2022)), Louisiana (LA. STAT. ANN. § 32:667 (2022)), Minnesota (MINN. STAT. § 169A.52 (2022)), Mississippi (MISS. CODE ANN. § 63-11-23 (2022)), Oregon (OR. REV. STAT. § 813.420 (2022)), Texas (TEX. TRANSP. CODE ANN. § 524.022 (West 2022)), Vermont (VT. STAT. ANN. tit. 23, § 1205 (2022)), Washington (WASH. REV. CODE ANN. § 46.20.3101 (LexisNexis 2022)), and Wyoming (WYO. STAT. ANN. § 31-6-102 (2022)). Note that North Dakota (N.D. CENT. CODE § 39-20-04.1 (2022)) was not included on this list because its suspension period is 91 days.

¹⁶⁸ Indiana (IND. CODE ANN. § 9-30-6-9 (LexisNexis 2022)), Iowa (IOWA CODE § 321J.12 (2022)), Maryland (MD. CODE ANN., TRANSP. § 16-205.1 (LexisNexis 2022)), Michigan (MICH. COMP. LAWS SERV. § 257.319 (LexisNexis 2022)), Nebraska (NEB. REV. STAT. § 60-498.02 (2022)), and Oklahoma (OKLA. STAT. tit. 47, § 6-205.1 (2022)). Note that Nevada (NEV. REV. STAT. ANN. § 484C.210 (2022)) was not included on this list because its suspension period is 185 days. Rhode Island (31 R.I. GEN. LAWS § 31-27-2 (2022)) was not included on this list because its suspension period is a range of 30 days to 180 days.

¹⁶⁹ Arkansas (ARK. CODE ANN. § 5-65-104 (2022)), Florida (FLA. STAT. § 322.2615 (2022)), Illinois (625 ILL. COMP. STAT. 5/6-208.1 (2022)), New Hampshire (N.H. REV. STAT. ANN. 265-A:30 (LexisNexis 2022)), New Mexico (N.M. STAT. ANN. § 66-8-111 (2022)), and Wisconsin (WIS. STAT. § 343.305 (2022)).

¹⁷⁰ The following list includes states which suspend drivers' licenses for 12 months and 1 year.

¹⁷¹ ARIZ. REV. STAT. § 28-1321 (LexisNexis 2022).

¹⁷² CAL. VEH. CODE § 13353.1 (Deering 2022).

¹⁷³ COLO. REV. STAT. § 42-2-126 (2022).

¹⁷⁴ DEL. CODE ANN. tit. 21, § 2742 (2022).

¹⁷⁵ FLA. STAT. § 316.1932 (2022).

¹⁷⁶ GA. CODE ANN. § 40-5-67.2 (2022).

¹⁷⁷ HAW. REV. STAT. § 291E-41 (2022).

¹⁷⁸ IDAHO CODE § 18-8002A (2022).

¹⁷⁹ 625 ILL. COMP. STAT. 5/6-208.1 (2022).

¹⁸⁰ IND. CODE ANN. § 9-30-6-9 (LexisNexis 2022).

¹⁸¹ IOWA CODE § 321J.9 (2022).

¹⁸² KAN. STAT. ANN. § 8-1014 (2022).

¹⁸³ LA. STAT. ANN. § 32:667 (2022).

¹⁸⁴ MICH. COMP. LAWS SERV. § 257.625f (LexisNexis 2022).

¹⁸⁵ MINN. STAT. § 169A.52 (2022).

¹⁸⁶ MO. REV. STAT. § 302.574 (2022).

¹⁸⁷ NEB. REV. STAT. ANN. § 60-498.02 (LexisNexis 2022).

¹⁸⁸ NEV. REV. STAT. ANN. § 484C.210 (2022).

¹⁸⁹ N.M. STAT. ANN. § 66-8-111 (2022).

¹⁹⁰ N.Y. VEH. & TRAF. LAW § 1194 (LexisNexis 2022).

¹⁹¹ N.C. GEN. STAT. § 20-16.2 (2022).

¹⁹² OHIO REV. CODE ANN. § 4510.02 (LexisNexis 2022).

¹⁹³ OR. REV. STAT. § 813.420 (2022).

¹⁹⁴ 75 PA. CONS. STAT. § 1547 (2022).

¹⁹⁵ TENN. CODE ANN. § 55-10-407 (2022).

¹⁹⁶ WASH. REV. CODE ANN. § 46.20.3101 (LexisNexis 2022).

¹⁹⁷ W. VA. CODE § 17C-5-7a (2022).

¹⁹⁸ WIS. STAT. § 343.305 (2022).

¹⁹⁹ Arizona (ARIZ. REV. STAT. § 28-1321 (LexisNexis 2022)), California (CAL. VEH. CODE § 13353.1 (Deering 2022)), Colorado (COLO. REV. STAT. § 42-2-126 (2022)), Delaware (DEL. CODE ANN. tit. 21, § 2742 (2022)), Florida (FLA. STAT. § 316.1932 (2022)), Georgia (GA. CODE ANN. § 40-5-67.2 (2022)), Hawaii (HAW. REV. STAT. § 291E-41 (2022)), Idaho (IDAHO CODE § 18-8002A (2022)), Illinois (625 ILL. COMP. STAT. 5/6-208.1 (2022)), Indiana (IND. CODE ANN. § 9-30-6-9 (LexisNexis 2022)), Iowa (IOWA CODE § 321J.9 (2022)), Kansas (KAN. STAT. ANN. § 8-1014 (2022)), Louisiana (LA. STAT. ANN. § 32:667 (2022)), Michigan (MICH. COMP. LAWS SERV. § 257.625f (LexisNexis 2022)), Minnesota (MINN. STAT. § 169A.52 (2022)), Missouri (MO. REV. STAT. § 302.574 (2022)), Nebraska (NEB. REV. STAT. ANN. § 60-498.02 (LexisNexis 2022)), Nevada (NEV. REV. STAT. ANN. § 484C.210 (2022)), New Mexico (N.M. STAT. ANN. § 66-8-111 (2022)), New York (N.Y. VEH. & TRAF. LAW § 1194 (LexisNexis 2022)), North Carolina (N.C. GEN. STAT. § 20-16.2 (2022)), Ohio (OHIO REV. CODE ANN. § 4510.02 (LexisNexis 2022)), Oregon (OR. REV. STAT. § 813.420 (2022)), Pennsylvania (75 PA. CONS. STAT. § 1547 (2022)), Tennessee (TENN. CODE ANN. § 55-10-407 (2022)), Washington (WASH. REV. CODE ANN. § 46.20.3101 (LexisNexis 2022)), West Virginia (W. VA. CODE § 17C-5-7a (2022)), and Wisconsin (WIS. STAT. § 343.305 (2022)). This list includes states which authorize pre-conviction drivers' license suspensions for refusal offenses for 12 months and 1 year.

²⁰⁰ Arkansas (ARK. CODE ANN. § 5-65-205 (2022)), Massachusetts (MASS. ANN. LAWS ch. 90, § 24 (LexisNexis 2022)), New Hampshire (N.H. REV. STAT. ANN. § 265-A:14 (LexisNexis 2022)), Oklahoma (OKLA. STAT. tit. 47, § 6-205.1 (2022)), and Texas (TEX. TRANSP. CODE

ANN. § 724.035 (West 2022)). Note that North Dakota (N.D. CENT. CODE § 39-20-04 (2022)) was not included on this list because its suspension period was 185 days.

²⁰¹ Alabama (ALA. CODE § 32-5A-304 (2022)), Alaska (ALASKA STAT. § 28.15.181 (2022)), California (CAL. VEH. CODE § 13353.3 (Deering 2022)), Colorado (COLO. REV. STAT. 42-2-126 (2022)), Georgia (GA. CODE ANN. § 40-5-67.2 (2022)), Hawaii (HAW. REV. STAT. ANN. § 291E-32 (LexisNexis 2022)), Idaho (IDAHO CODE § 18-8002A (2022)), Illinois (625 ILL. COMP. STAT. 5/6-208.1 (2022)), Iowa (IOWA CODE § 321J.4 (2022)), Kansas (KAN. STAT. ANN. § 8-1014 (2022)), Kentucky (KY. REV. STAT. ANN. § 189A.200 (LexisNexis 2022)), Louisiana (LA. STAT. ANN. § 32:667 (2022)), Maine (ME. STAT. tit. 29-A, § 2403 (2022)), Missouri (MO. REV. STAT. § 302.525 (2022)), Nebraska (NEB. REV. STAT. ANN. § 60-6,197.05 (LexisNexis 2022)), Oregon (OR. REV. STAT. § 4511.191 (2022)), Vermont (VT. STAT. ANN. tit. 23, § 1205 (2022)), Washington (WASH. REV. CODE ANN. § 46.20.3101 (LexisNexis 2022)), West Virginia (W. VA. CODE § 17C-5-7a (2022)), Wisconsin (WIS. STAT. § 343.305 (2022)), and Wyoming (WYO. STAT. ANN. § 31-6-102 (2022)). Alaska allows pre-conviction license suspension periods to run “concurrently with or consecutive to” post-conviction license suspension periods (ALASKA STAT. § 28.15.181(c) (2022)). California clearly allows for pre-conviction license suspensions for DUI arrests where the driver has a BAC at or exceeding .08% to run concurrently with post-conviction DUI license suspensions, but the statutes are less clear when it comes to refusal license suspensions (see CAL. VEH. CODE §§ 13353.1 and 13558 (Deering 2022)). Iowa appears to only impose post-conviction license suspension penalties when a driver’s license has not been suspended pre-conviction (IOWA CODE § 321J.4(1) (2022)). Maine and Missouri allow for pre-conviction license suspensions for DUI arrests where the driver has a BAC at or exceeding .08% to run concurrently with post-conviction DUI license suspensions, but they do NOT allow pre-conviction refusal license suspensions to run concurrently with post-conviction DUI-related license suspensions (ME. STAT. tit. 29-A, § 2403 (2022) and MO. REV. STAT. § 302.574 (2022)).

²⁰² See VA. CODE ANN. § 46.2-391.2 (2022) (pre-conviction license suspension periods) and VA. CODE ANN. §§ 18.2-268.3, 18.2-271, and 46.2-391 (2022) (post-conviction license suspension periods).

²⁰³ VA. CODE ANN. § 18.2-271 (2022). See also Appendix B.

²⁰⁴ VA. CODE ANN. § 18.2-271 (2022).

²⁰⁵ VA. CODE ANN. §§ 46.2-389 and 46.2-391 (2022).

²⁰⁶ Virginia Department of Motor Vehicles, personal communication, February 17, 2023. It should be noted that the restricted, suspended, and revoked information for commercial DUI convictions (§ 46.2-341.24) is included in the numbers provided for § 18.2-266. For these drivers, they receive the order for DUI and a second order that cancels their Commercial Driver’s License. These customers are still eligible to obtain a restricted license on their standard driving privilege in the same manner as described above but no restricted commercial driver’s license can be issued.

²⁰⁷ VA. CODE ANN. § 18.2-271(A) (2022).

²⁰⁸ Virginia Department of Motor Vehicles, personal communication, February 17, 2023.

²⁰⁹ Virginia Department of Motor Vehicles, personal communication, February 17, 2023. For CY2017 and CY2018, DMV indicated the numbers were pulled from historical reports where it is uncertain how the data was pulled during those years. However, DMV staff believes that those persons who were originally revoked and later obtained a restricted license, were not being included in the total count for number of revoked orders.

²¹⁰ *Id.*

²¹¹ *Id.*

²¹² *Id.*

²¹³ VA. CODE ANN. § 18.2-271(B) (2022).

²¹⁴ VA. CODE ANN. § 18.2-271.1(E) (2022).

²¹⁵ Virginia Department of Motor Vehicles, personal communication, February 17, 2023. For CY2017 and CY2018, the numbers were pulled from historical reports. We are unsure as to how that data was pulled during those years. However, we believe that those persons who were originally revoked and later obtained a restricted license, were not being included in the total count for number of revoked orders.

²¹⁶ *Id.*

²¹⁷ VA. CODE ANN. § 18.2-271(C) (2022).

²¹⁸ Virginia Department of Motor Vehicles, personal communication, February 17, 2023.

²¹⁹ VA. CODE ANN. § 46.2-391(C) (2022).

²²⁰ VA. CODE ANN. §§ 18.2-268.3 and 18.2-271.1(E) (2020).

²²¹ VA. CODE ANN. § 18.2-268.3(E) (2022).

²²² Virginia Department of Motor Vehicles, personal communication, February 17, 2023.

²²³ *Id.*

²²⁴ *Id.*

²²⁵ *Supra* note 19.

²²⁶ VA. CODE ANN. § 18.2-270.1 (2022).

²²⁷ VA. CODE ANN. § 18.2-271(A) (2022).

²²⁸ VA. CODE ANN. § 18.2-270.1(B) (2022).

²²⁹ VA. CODE ANN. § 18.2-270.1(B) (2022).

²³⁰ VA. CODE ANN. § 18.2-270.1(C) (2022).

²³¹ VA. CODE ANN. § 18.2-270.1(B) (2022).

²³² Virginia Alcohol Safety Action Program (VASAP). (n.d.). *Our mission*. Retrieved from <https://vasap.virginia.gov/ourmission/>

²³³ Virginia Alcohol Safety Action Program (VASAP). (n.d.). *ASAP client services and locations*. Retrieved from <https://vasap.virginia.gov/asap-services-and-locations/>

²³⁴ 24 VA. ADMIN. CODE § 35-60-10 *et. seq.* (2022).

²³⁵ In Virginia, there are four different ignition interlock device vendors used across the 24 local ASAPs: Intoxalock, Drager, LifeSafer, and Smart Start.

²³⁶ The Commission on Virginia Alcohol Safety Action Program (VASAP), personal communication, November 14, 2022.

²³⁷ VA. CODE ANN. § 18.2-270.1(G) (2022).

²³⁸ VA. CODE ANN. § 18.2-270.1(G) (2022).

²³⁹ VA. CODE ANN. § 18.2-11(a) (2022).

²⁴⁰ Virginia State Police, Central Criminal Records Exchange (CCRE). These figures represent a “snapshot” of CCRE arrest data provided to Crime Commission staff on October 14, 2022.

²⁴¹ *Id.*

²⁴² *Id.*

²⁴³ Analysis is based on data from the Circuit Court, General District Court, and Juvenile & Domestic Relations Court Case Management Systems maintained by the Office of the Executive Secretary of the Supreme Court of Virginia. Data were provided by the Office of the Executive Secretary, analyzed by Virginia Criminal Sentencing Commission staff, and provided to Crime Commission staff. Crime Commission staff further analyzed and aggregated the data provided.

²⁴⁴ See 24 VA. ADMIN. CODE § 35-60-70(F)(21) (2022). See also Associated Press. (2016, May 18). *Virginia to require cameras with ignition interlock devices*. Retrieved from <https://www.nbcwashington.com/news/local/virginia-to-require-cameras-with-ignition-interlock-devices/1995525/>.

²⁴⁵ VA. CODE ANN. § 18.2-272(B) (2022).

²⁴⁶ Analysis is based on data from the Circuit Court, General District Court, and Juvenile & Domestic Relations Court Case Management Systems maintained by the Office of the Executive Secretary of the Supreme Court of Virginia. Data were provided by the Office of the Executive Secretary, analyzed by Virginia Criminal Sentencing Commission staff, and provided to Crime Commission staff. Crime Commission staff further analyzed and aggregated the data provided.

²⁴⁷ VA. CODE ANN. § 46.2-341.24 (2022).

²⁴⁸ *Id.*

²⁴⁹ Analysis is based on data from the Circuit Court, General District Court, and Juvenile & Domestic Relations Court Case Management Systems maintained by the Office of the Executive Secretary of the Supreme Court of Virginia. Data were provided by the Office of the Executive Secretary, analyzed by Virginia Criminal Sentencing Commission staff, and provided to Crime Commission staff. Crime Commission staff further analyzed and aggregated the data provided.

²⁵⁰ Virginia Compensation Board, Local Inmate Data System (LIDS). Data before this time period was unable to be provided due to significant changes made to how LIDS collected such information.

²⁵¹ *Id.*

²⁵² Virginia Department of Corrections. (2023, April). *DUI related convictions among state responsible new court commitments*. Personal communication, April 17, 2023. Per Virginia DOC, a State Responsible New Court Commitment (SR NCC) refers to “an inmate sentenced to a term of SR incarceration during the time period indicated based on the date of an inmate’s last court order prior to being classified.”

²⁵³ There were no convictions for §§ 46.2-341.26:3, 46.2-341.29, and 46.2-341.31 during the time frame requested.

²⁵⁴ Virginia Department of Corrections. (2023, April). *DUI related convictions among state responsible new court commitments*. Personal communication, April 17, 2023.

²⁵⁵ Virginia Department of Corrections. (2023, April). *DUI related convictions among state responsible new court commitments*. Personal communication, April 17, 2023.

²⁵⁶ See, e.g., Villafranca, O. (2022, November 26). *Staffing shortages cause for concern among law enforcement agencies nationwide*. CBS News. Retrieved from <https://www.cbsnews.com/news/police-officer-staffing-shortages-law-enforcement-agencies-nationwide/>.

²⁵⁷ See, e.g., Young, R., Sayers, D.M., and Sanchez, R. (2022, July 20). *‘We need them desperately’: US police departments struggle with critical staffing shortages*. CNN. Retrieved from <https://www.cnn.com/2022/07/19/us/police-staffing-shortages-recruitment/index.html>.

²⁵⁸ Virginia Association of Chiefs of Police (personal communication, September 16, 2022); Virginia State Police (personal communication, September 19, 2022).

²⁵⁹ Virginia Association of Chiefs of Police (personal communication, September 16, 2022); Virginia State Police (personal communication, September 19, 2022); Young, R., Sayers, D.M., & Sanchez, R. (2022, July 20). *‘We need them desperately’: US police departments struggle with critical staffing shortages*. CNN. Retrieved from <https://www.cnn.com/2022/07/19/us/police-staffing-shortages-recruitment/index.html>.

²⁶⁰ Virginia Association of Chiefs of Police (personal communication, September 16, 2022); Virginia State Police (personal communication, September 19, 2022); Young, R., Sayers, D.M., & Sanchez, R. (2022, July 20). *'We need them desperately': US police departments struggle with critical staffing shortages*. CNN. Retrieved from <https://www.cnn.com/2022/07/19/us/police-staffing-shortages-recruitment/index.html>.

²⁶¹ Nelson, A. (2022, December 3). *Virginia's largest police department battling staffing crisis: 'We've never seen this level' of a shortage*. Fox News. Retrieved from <https://www.foxnews.com/media/virginias-largest-police-department-battling-staffing-crisis-never-seen-level-shortage>. In an effort to fill the vacancies, Fairfax County Police Department is offering a \$15,000 sign-on bonus.

²⁶² Fairfax County Police Department. (n.d.). *Join FCPD*. Fairfax County Virginia. <https://www.fairfaxcounty.gov/police/join-fcpd>.

²⁶³ Staff disseminated electronic surveys to all Virginia law enforcement agencies and elected Commonwealth's Attorneys. Staff received a 55% (74/134) combined response rate from primary sheriffs' offices, city police departments, and the Virginia State Police. Specifically, 59% (51 of 86) of primary sheriffs' offices, 39% (15 of 38) of city police departments, 78% (7 of 9) of county police departments, and the Virginia State Police responded. Staff received an additional 77 survey responses from town police departments, campus police departments, secondary sheriffs' offices, and other state agencies.

²⁶⁴ While overall staffing shortages were noted by many of the responding law enforcement agencies, findings were quite mixed across all types of agencies as to whether the following factors were barriers for their agency in enforcing DUI laws: number of law enforcement officers required to work overtime to cover shifts, number of law enforcement officers who have been re-assigned to cover alternative duties; number of law enforcement officers available to engage in proactive DUI enforcement, willingness of law enforcement officers to volunteer for overtime assignments specifically related to DUI enforcement, number of law enforcement officer vacancies, and retention of law enforcement officers.

²⁶⁵ Virginia Association of Chiefs of Police (personal communication, September 16, 2022); Virginia State Police (personal communication, September 19, 2022); Virginia Sheriffs (personal communication, September 29, 2022).

²⁶⁶ National Highway Safety Traffic Safety Administration. *Priorities and strategies for improving the investigation, use of toxicology results, and prosecution of drug-impaired driving cases: Findings and recommendations*. Retrieved from <https://one.nhtsa.gov/people/injury/research/PrioritiesStarteg/pages/contents.html>.

²⁶⁷ National Highway Traffic Safety Administration. (Revised February 2018). *DWI detection and standardized field sobriety testing (SFST)*. Retrieved from https://www.nhtsa.gov/sites/nhtsa.gov/files/documents/sfst_full_instructor_manual_2018.pdf.

²⁶⁸ National Highway Safety Traffic Safety Administration. *Priorities and strategies for improving the investigation, use of toxicology results, and prosecution of drug-impaired driving cases: Findings and recommendations*. Retrieved from <https://one.nhtsa.gov/people/injury/research/PrioritiesStarteg/pages/contents.html>.

²⁶⁹ National Highway Traffic Safety Administration. (2007). *DWI prosecutor's handbook* (Report No. DOT-HS-810-864). Retrieved from <https://rosap.nhtsa.gov/view/dot/35217>.

²⁷⁰ Virginia State Police (personal communication, September 19, 2022); National Highway Safety Traffic Safety Administration. (2007). *DWI prosecutor's handbook* (Report No. DOT-HS-810-864). Retrieved from <https://rosap.nhtsa.gov/view/dot/35217>.

²⁷¹ Virginia Association of Chiefs of Police (personal communication, September 16, 2022); Virginia State Police (personal communication, September 19, 2022); Virginia State Police. (2022, November 16). *Crime Commission update on DUI/DUID*. Available at <http://vsc.virginia.gov/2022/Nov16mtg/VSP%20PowerPoint%20-%20Crime%20Commission%20Update%20on%20DUI%20and%20DUID.pdf>. Further, in staff's survey to Virginia law enforcement, findings were generally mixed across various types of responding agencies as to whether the amount of time required to process a DUI was a barrier for their agency in enforcing DUI laws.

²⁷² Virginia Indigent Defense Commission (personal communication, October 17, 2022); Virginia Association of Commonwealth's Attorneys (personal communication, October 24, 2022). In staff's survey to Virginia's elected Commonwealth's Attorneys, findings were mixed from responding Office's as to whether the amount of time required to review body camera footage in a DUI case (when available) was a barrier to the Office in prosecuting DUI cases.

²⁷³ 2020 Va. Acts, Sp. Sess. I, ch. 45 and 51. See HB 5058. Available at <https://lis.virginia.gov/cgi-bin/legp604.exe?202+sum+HB5058>. See also SB 5029. Available at <https://lis.virginia.gov/cgi-bin/legp604.exe?202+sum+SB5029>.

²⁷⁴ National Highway Safety Traffic Safety Administration. *Priorities and strategies for improving the investigation, use of toxicology results, and prosecution of drug-impaired driving cases: Findings and recommendations*. Retrieved from <https://one.nhtsa.gov/people/injury/research/PrioritiesStarteg/pages/contents.html>.

²⁷⁵ Virginia Association of Chiefs of Police (personal communication, September 16, 2022); Virginia State Police (personal communication, September 19, 2022).

²⁷⁶ National Highway Safety Traffic Safety Administration. *Priorities and strategies for improving the investigation, use of toxicology results, and prosecution of drug-impaired driving cases: Findings and recommendations*. Retrieved from <https://one.nhtsa.gov/people/injury/research/PrioritiesStarteg/pages/contents.html>.

²⁷⁷ *Id.*

²⁷⁸ American Automobile Association. (2022, September 7). *Use of oral fluid to detect drugged drivers: A toolkit*. Retrieved from <https://publicaffairsresources.aaa.biz/wp-content/uploads/2022/04/FINAL-OF-Report-09.07.22.pdf>.

- ²⁷⁹ National Highway Traffic Safety Administration. (Revised February 2018). *DWI detection and standardized field sobriety testing (SFST)*. Retrieved from https://www.nhtsa.gov/sites/nhtsa.gov/files/documents/sfst_full_instructor_manual_2018.pdf.
- ²⁸⁰ *Id.*
- ²⁸¹ Governors Highway Safety Association. (April 2017). *Drug-impaired driving: A guide for states*. Retrieved from https://www.ghsa.org/sites/default/files/2017-04/GHSA_DruggedDriving2017_FINAL.pdf.
- ²⁸² *Id.*
- ²⁸³ *Id.*
- ²⁸⁴ *Id.*
- ²⁸⁵ National Highway Traffic Safety Administration. (Revised 2018, February). *DWI detection and standardized field sobriety testing (SFST)*. Retrieved from https://www.nhtsa.gov/sites/nhtsa.gov/files/documents/sfst_full_instructor_manual_2018.pdf.
- ²⁸⁶ International Association of Chiefs of Police. (2020, October). *International standards for impaired driving programs (DRE, SFST, ARIDE)*. Retrieved from <https://www.theiacp.org/sites/default/files/all/c/Combined%20Standards%20DRE%20SFST%20ARIDE.pdf>.
- ²⁸⁷ International Association of Chiefs of Police. *The International Drug Evaluation & Classification Program*. Retrieved from <https://www.theiacp.org/projects/the-international-drug-evaluation-classification-program>.
- ²⁸⁸ *Id.*
- ²⁸⁹ *Id.*
- ²⁹⁰ *Id.*
- ²⁹¹ International Association of Chiefs of Police. *Drug Recognition Experts (DRES)*. Retrieved from <https://www.theiacp.org/drug-recognition-experts-dres>.
- ²⁹² International Association of Chiefs of Police. *The International Drug Evaluation & Classification Program*. Retrieved from <https://www.theiacp.org/projects/the-international-drug-evaluation-classification-program>.
- ²⁹³ International Association of Chiefs of Police. *Drug Recognition Experts (DRES)*. Retrieved from <https://www.theiacp.org/drug-recognition-experts-dres>.
- ²⁹⁴ *Id.*
- ²⁹⁵ *Id.*
- ²⁹⁶ *Id.*
- ²⁹⁷ International Association of Chiefs of Police. *DRE Training*. Retrieved from <https://www.theiacp.org/dre-training>.
- ²⁹⁸ *Id.*
- ²⁹⁹ *Id.*
- ³⁰⁰ *Id.*
- ³⁰¹ Virginia State Police. (2022, November 16). *Crime Commission update on DUI/DUID*. Available at <http://vscv.virginia.gov/2022/Nov16mtg/VSP%20PowerPoint%20-%20Crime%20Commission%20Update%20on%20DUI%20and%20DUID.pdf>.
- ³⁰² International Association of Chiefs of Police. (2020, October). *International standards for impaired driving programs (DRE, SFST, ARIDE)*. Retrieved from <https://www.theiacp.org/sites/default/files/all/c/Combined%20Standards%20DRE%20SFST%20ARIDE.pdf>.
- ³⁰³ *Id.*
- ³⁰⁴ Governors Highway Safety Association. (2017, April). *Drug-impaired driving: A guide for states*. Retrieved from https://www.ghsa.org/sites/default/files/2017-04/GHSA_DruggedDriving2017_FINAL.pdf.
- ³⁰⁵ See, e.g., National Highway Traffic Safety Administration, *Call to Action Campaign* <https://www.nhtsa.gov/events/drug-impaired-driving-call-action>; Traffic Safety Marketing, *If you Feel Different, You Drive Different* <https://www.trafficsafetymarketing.gov/get-materials/drug-impaired-driving/if-you-feel-different-you-drive-different>; Traffic Safety Marketing, *Drive High-Get a DUI* <https://www.trafficsafetymarketing.gov/get-materials/drug-impaired-driving/drive-high-get-dui>.
- ³⁰⁶ Governors Highway Safety Association. (2017, April). *Drug-impaired driving: A guide for states*. Retrieved from https://www.ghsa.org/sites/default/files/2017-04/GHSA_DruggedDriving2017_FINAL.pdf.
- ³⁰⁷ Underreporting is a limitation with the majority of self-report surveys. See, Benedetti, M. H., Li, L., Neuroth, L. M., Humphries, K. D., Brooks-Russell, A., & Zhu, M. (2021). Demographic and policy-based differences in behaviors and attitudes towards driving after marijuana use: An analysis of the 2013–2017 Traffic Safety Culture Index. *BMC Research Notes*, 14(1), 1-6.
- ³⁰⁸ Azofeifa, A., Rexach-Guzmán, B.D., Hagemeyer, A.N., Rudd, R.A., & Sauber-Schatz, E.K. (2019, December 20). Driving under the influence of marijuana and illicit drugs among persons aged ≥16 years — United States, 2018. *Morbidity and Mortality Weekly Report*, 68, 1153–1157. A total of 47,570 U.S residents of driving age were surveyed.
- ³⁰⁹ *Id.*
- ³¹⁰ A total of 6,612 adult drivers were surveyed. Arnold, L.S., & Tefft, B.C. (2016). *Driving under the influence of alcohol and marijuana: Beliefs and behaviors, United States, 2013-2015*. AAA Foundation for Traffic Safety. Retrieved from <https://aaafoundation.org/driving-influence-alcohol-marijuana-beliefs-behaviors-united-states-2013-2015/>.

³¹¹ Virginia Cannabis Control Authority. (2022, October 25). *Survey of Virginians reveals unsettling attitudes regarding the dangers of marijuana use and driving*. Retrieved from https://cca.virginia.gov/news_events/survey-virginians-reveals-unsettling-attitudes-regarding-dangers-marijuana-use-and.

³¹² *Id.*

³¹³ See Virginia Cannabis Control Authority. (2023, June 26). *Frequently asked questions*. Retrieved from https://cca.virginia.gov/faqs/General_Information. “The CCA is leading an initiative to develop and implement a health, safety, and safe driving campaign in collaboration with interagency partners.”

³¹⁴ American Automobile Association. (2022, September 7). *Use of oral fluid to detect drugged drivers: A tool kit*. Retrieved from <https://publicaffairsresources.aaa.biz/wp-content/uploads/2022/04/FINAL-OF-Report-09.07.22.pdf>.

³¹⁵ American Automobile Association. (2022, September 7). *Use of oral fluid to detect drugged drivers: A toolkit*. Retrieved from <https://publicaffairsresources.aaa.biz/wp-content/uploads/2022/04/FINAL-OF-Report-09.07.22.pdf>.

³¹⁶ Moore, C., Lindsey, B., Harper, C., Knudsen, J. (2022). *Use of oral fluid to detect drugged drivers: A toolkit*. AAA. Retrieved from <https://publicaffairsresources.aaa.biz/wp-content/uploads/2022/04/FINAL-OF-Report-09.07.22.pdf>

³¹⁷ *Id.* Alere was purchased by Abbott, and the Alere DDS2 is now the Abbott SoToxa Oral Fluid Device.

³¹⁸ The individual generally swabs the inside of their own mouth for testing. For both the DDT5000 and DDS2, the indicator turns blue when enough volume has been collected. See, e.g., Buzby, D., Mohr, A. L. A., Logan, B. K., & Lothridge, K. L. (2021, April). *Evaluation of on-site oral fluid drug screening technology* (Report No. DOT HS 812 854). National Highway Traffic Safety Administration.

³¹⁹ Buzby, D., Mohr, A. L. A., Logan, B. K., & Lothridge, K. L. (2021, April). *Evaluation of on-site oral fluid drug screening technology* (Report No. DOT HS 812 854). National Highway Traffic Safety Administration.

³²⁰ The DDT5000 can test for amphetamine, methamphetamine, cocaine, opiates, benzodiazepines, delta-9-tetrahydrocannabinol (THC) and methadone. See, e.g., Drager AG & Co. (2023). Drager DrugTest5000. Retrieved from https://www.draeger.com/en-us_us/Products/DrugTest-5000.

³²¹ The Alere DDS2 can test for the following drug classes: Amphetamine, Benzodiazepines, Cannabis, Cocaine, Methamphetamine, and Opiates. See, e.g., Alere Toxicology. (2023). SoToxa Mobile Test System. Retrieved from <https://www.toxicology.abbott/en/screening-devices/sotoxa-mobile-test-system-us.html>.

³²² Buzby, D., Mohr, A. L. A., Logan, B. K., & Lothridge, K. L. (2021, April). *Evaluation of on-site oral fluid drug screening technology* (Report No. DOT HS 812 854). National Highway Traffic Safety Administration.

³²³ Alere Toxicology. (2023). SoToxa Mobile Test System. Retrieved from <https://www.toxicology.abbott/en/screening-devices/sotoxa-mobile-test-system-us.html>

³²⁴ The five devices evaluated by the NHTSA were the Drager DrugTest5000, Drager DrugCheck 3000, Securetec DrugWipe S 5-Panel, Alere DDS2 Mobile System, and AquilaScan Oral Fluids Testing Device System. See, e.g., Buzby, D., Mohr, A. L. A., Logan, B. K., & Lothridge, K. L. (2021, April). *Evaluation of on-site oral fluid drug screening technology* (Report No. DOT HS 812 854). National Highway Traffic Safety Administration.

³²⁵ The cutoff rate is the drug concentration threshold at which the immunoassay test should produce a positive test result. A cross-reactivity evaluation is a test to see if drugs, other than the drug being tested for, may produce a positive result. An interferent evaluation is a test to see if commonly ingested foods, beverages, or products, such as tobacco or gum, could produce a false positive or false negative result. See, e.g., Buzby, D., Mohr, A. L. A., Logan, B. K., & Lothridge, K. L. (2021, April). *Evaluation of on-site oral fluid drug screening technology* (Report No. DOT HS 812 854). National Highway Traffic Safety Administration.

³²⁶ DDT5000 yielded greater than 95 percent specificity, specificity, and accuracy on all cutoff tests performed, while the DDS2 had an overall sensitivity of 91.7 percent, specificity of 100 percent, and accuracy of 98.9 percent. See, e.g., Buzby, D., Mohr, A. L. A., Logan, B. K., & Lothridge, K. L. (2021, April). *Evaluation of on-site oral fluid drug screening technology* (Report No. DOT HS 812 854). National Highway Traffic Safety Administration.

³²⁷ Buzby, D., Mohr, A. L. A., Logan, B. K., & Lothridge, K. L. (2021, April). *Evaluation of on-site oral fluid drug screening technology* (Report No. DOT HS 812 854). National Highway Traffic Safety Administration.

³²⁸ There were a total of eight false negatives (four at cutoff and four at 30 percent above the cutoff), out of 180 evaluations for THC. See, e.g., Buzby, D., Mohr, A. L. A., Logan, B. K., & Lothridge, K. L. (2021, April). *Evaluation of on-site oral fluid drug screening technology* (Report No. DOT HS 812 854). National Highway Traffic Safety Administration.

³²⁹ Buzby, D., Mohr, A. L. A., Logan, B. K., & Lothridge, K. L. (2021, April). *Evaluation of on-site oral fluid drug screening technology* (Report No. DOT HS 812 854). National Highway Traffic Safety Administration.

³³⁰ *Id.*

³³¹ *Id.*

³³² *Id.*

³³³ *Id.*

³³⁴ Edwards, L. D., Smith, K. L., & Savage, T. (2017). Drugged driving in Wisconsin: Oral fluid versus blood. *Journal of Analytical Toxicology*, 41(6), 523-529. Retrieved from https://www.michigan.gov/-/media/Project/Websites/msp/reports/Oral_Fluid_Report.pdf?rev=f3f046036bc34e87b8113bcd08ea484.

³³⁵ *Id.*

³³⁶ *Id.*

³³⁷ Researchers noted that the delay in obtaining a blood sample may contribute to the differences in THC detection. Michigan State Police. (2019, February). *Oral fluid roadside analysis pilot program*. Retrieved from https://www.michigan.gov/-/media/Project/Websites/msp/reports/Oral_Fluid_Report.pdf?rev=f3f046036bc34e87b8113bcd08ea484.

³³⁸ *Id.*

³³⁹ *Id.*

³⁴⁰ For THC, the oral fluids test results were as follows: Negative (17), Positive (74), Invalid/Missing (1). For blood test results (delayed) the results were as follows: Negative (17), Positive (69), Invalid/Missing (6).

³⁴¹ See VA. CODE ANN. § 18.2-267 (2022).

³⁴² See Appendix P. Alabama (ALA. CODE § 32-5-192 (2022)), Arizona (ARIZ. REV. STAT. ANN. § 28-1321 (2022)), Arkansas (ARK. CODE ANN. § 5-65-202 (2022)), Colorado (COLO. REV. STAT. § 42-4-1301.1 (2022)), Delaware (DEL. CODE ANN. tit. 21, § 4177L (2022)), Georgia (GA. CODE ANN. § 40-5-55 (2022)), Illinois (625 ILL. COMP. STAT. 5/11-501.1 (2022)), Indiana (IND. CODE ANN. §§ 9-13-2-22 and 9-30-6-2 (2022)), Kansas (KAN. STAT. ANN. §§ 8-1012 and 75-712h (2022)), Louisiana (LA. STAT. ANN. § 32:661 (2022)), Michigan (MICH. COMP. LAWS § 257.625r (2022)), Mississippi (MISS. CODE ANN. §§ 63-11-3 and 63-11-5 (2022)), Missouri (MO. REV. STAT. § 577.020 (2022)), Nevada (NEV. REV. STAT. ANN. § 484C.160 (2022)), New York (N.Y. VEH. & TRAF. LAW § 1194 (Consol. 2022)), North Carolina (N.C. GEN. STAT. §§ 20-4.01 and 20-16.2 (2022)), North Dakota (N.D. CENT. CODE § 39-20-01 (2022)), Ohio (OHIO REV. CODE ANN. § 4511.19 (LexisNexis 2022)), Oklahoma (OKLA. STAT. tit. 47, § 751 (2022)), Rhode Island (31 R.I. GEN. LAWS § 31-27-2.1 (2022)), South Carolina (S.C. CODE ANN. § 56-5-2950 (2022)), South Dakota (S.D. CODIFIED LAWS § 32-23-10 (2022)), Utah (UTAH CODE ANN. § 41-6a-520 (LexisNexis 2022)), Vermont (VT. STAT. ANN. tit. 23, § 1202 (2022)), and Wyoming (WYO. STAT. ANN. § 31-6-102 (2022)).

³⁴³ Alabama (ALA. CODE § 32-5-192 (2022)), Arkansas (ARK. CODE ANN. § 5-65-202 (2022)), Colorado (COLO. REV. STAT. § 42-4-1301.1 (2022)), Kansas (KAN. STAT. ANN. §§ 8-1012 and 75-712h (2022)), Michigan (MICH. COMP. LAWS § 257.625r (2022)), Missouri (MO. REV. STAT. § 577.020 (2022)), New York (N.Y. VEH. & TRAF. LAW § 1194 (Consol. 2022)), North Dakota (N.D. CENT. CODE § 39-20-01 (2022)), Oklahoma (OKLA. STAT. tit. 47, § 751 (2022)), Rhode Island (31 R.I. GEN. LAWS § 31-27-2.1 (2022)), Utah (UTAH CODE ANN. § 41-6a-520 (LexisNexis 2022)), Vermont (VT. STAT. ANN. tit. 23, § 1202 (2022)), and Wyoming (WYO. STAT. ANN. § 31-6-102 (2022)).

³⁴⁴ Arizona (ARIZ. REV. STAT. ANN. § 28-1321 (2022)), Delaware (DEL. CODE ANN. tit. 21, § 4177L (2022)), Georgia (GA. CODE ANN. § 40-5-55 (2022)), Illinois (625 ILL. COMP. STAT. 5/11-501.1 (2022)), Indiana (IND. CODE ANN. §§ 9-13-2-22 and 9-30-6-2 (LexisNexis 2022)), Louisiana (LA. STAT. ANN. § 32:661 (2022)), Mississippi (MISS. CODE ANN. §§ 63-11-3 and 63-11-5 (2022)), Nevada (NEV. REV. STAT. ANN. § 484C.160 (2022)), North Carolina (N.C. GEN. STAT. §§ 20-4.01 and 20-16.2 (2022)), Ohio (OHIO REV. CODE ANN. § 4511.19 (LexisNexis 2022)), South Carolina (S.C. CODE ANN. § 56-5-2950 (2022)), and South Dakota (S.D. CODIFIED LAWS § 32-23-10 (2022)).

³⁴⁵ Kansas authorizes oral fluid testing in its preliminary testing statute (KAN. STAT. ANN. § 8-1012 (2022)) and in its implied consent statute (KAN. STAT. ANN. § 8-1001 (2022)).

³⁴⁶ KAN. STAT. ANN. § 8-1012 (2022).

³⁴⁷ MICH. COMP. LAWS § 257.625r (2022).

³⁴⁸ VA. CODE ANN. § 18.2-267 (2022).

³⁴⁹ MICH. COMP. LAWS § 257.625r (2022).

³⁵⁰ Alabama Department of Forensic Science. (n.d.). *Oral Fluid Drug Testing Program*. Toxicology Oral Fluid Testing Program. Retrieved from <https://adfs.alabama.gov/services/tox/toxicology-oral-testing-program>.

³⁵¹ Indiana Criminal Justice Institute. (2023). *Roadside Oral Fluid Program*. Retrieved from <https://www.in.gov/cji/traffic-safety/impaired-driving/roadside-oral-fluid-program/>.

³⁵² Association of State Criminal Investigative Agencies (personal communication, October 25, 2022).

³⁵³ Association of State Criminal Investigative Agencies (personal communication, October 25, 2022).

³⁵⁴ Association of State Criminal Investigative Agencies (personal communication, October 25, 2022); Michigan State Police. (January 2021). *Oral Fluid Roadside Analysis: Pilot Program-Phase II*. Retrieved from https://www.michigan.gov/-/media/Project/Websites/msp/reports/phase_ii_oral_fluid_report.pdf?rev=911dc2c7042d444eb8918395a2211915.

³⁵⁵ Association of State Criminal Investigative Agencies (personal communication, October 25, 2022).

³⁵⁶ National Highway Traffic Safety Administration. (2017). *Marijuana-Impaired Driving: A Report to Congress* (DOT HS 812 440). Retrieved from <https://www.nhtsa.gov/sites/nhtsa.gov/files/documents/812440-marijuana-impaired-driving-report-to-congress.pdf>.

³⁵⁷ National Highway Traffic Safety Administration. (2019, March). *Law enforcement phlebotomy toolkit: A guide to assist law enforcement agencies with planning and implementing a phlebotomy program*. Retrieved from https://www.nhtsa.gov/sites/nhtsa.gov/files/documents/14222-phlebotomy_toolkit_final-032819-v1a_tag_0.pdf.

³⁵⁸ *Id.*

³⁵⁹ *Id.*

³⁶⁰ *Id.*

³⁶¹ *Id.*

³⁶² *Id.*

³⁶³ *Id.*

³⁶⁴ *Id.*

³⁶⁵ VA. CODE ANN. § 18.2-268.5 (2022).

³⁶⁶ ARIZ. REV. STAT. ANN. § 28-1388 (2022). The first state to implement a Law Enforcement Phlebotomy Program which began in 1995.

³⁶⁷ GA. CODE ANN. § 40-6-392(a)(2) (2022).

³⁶⁸ IDAHO CODE § 18-8003 (2022).

³⁶⁹ 625 ILL. COMP. STAT. ANN. 5/ 11-51.2 (2022).

³⁷⁰ IND. CODE § 9-30-6-6 (2022).

³⁷¹ ME. STAT. tit. 29-A, § 2524 (2022).

³⁷² MINN. STAT. § 169A.51 (2022).

³⁷³ LEPP pilot program began in 2022 funded through a grant from the Missouri Department of Transportation Highway Safety & Traffic Division.

³⁷⁴ UTAH CODE ANN. § 41-6a-523 (LexisNexis 2022).

³⁷⁵ WASH. REV. CODE §§ 18.60.010 and 18.360.030 (2022).

³⁷⁶ Virginia State Police (personal communication, September 19, 2022); Virginia Sheriffs' Association (personal communication, October 28, 2022).

³⁷⁷ Colorado Traffic Safety Resource Prosecutor (personal communication, October 26, 2022); Illinois Traffic Safety Resource Prosecutor (personal communication, November 4, 2022).

³⁷⁸ Compton, R. P., & Berning, A. (2015). *Traffic safety facts - Research note - Drug and alcohol crash risk*. (DOT HS 812 117). Washington, D.C.: National Highway Traffic Safety Administration.

³⁷⁹ Cooper, Z.D., Haney, M. (2009, April). Actions of delta-9-tetrahydrocannabinol in cannabis: Relation to use, abuse, dependence. *International Review of Psychiatry*, 21(2), 104-112.

³⁸⁰ *Id.*

³⁸¹ Compton, R. P. (2017). *Marijuana-impaired driving- A report to Congress* (No. DOT HS 812 440). National Highway Traffic Safety Administration. Retrieved from <https://www.nhtsa.gov/document/marijuana-impaired-driving-report-congress>.

³⁸² In controlled laboratory studies, or experimental studies, participants may use driving simulators (most common), or drive on test tracks or on the road, with researchers gauging driving performance before and after participants smoke cannabis cigarettes, inhale cannabis vapors, or ingest THC capsules. It should be noted that in experimental studies, participants are more likely to show what they are capable of doing, rather than what they actually do. In addition, the participant size of these studies tend to be small. *See, e.g.,* Sewell, R. A., Poling, J., & Sofuoglu, M. (2009). The effect of cannabis compared with alcohol on driving. *American Journal on Addictions*, 18(3), 185-193; Arkell, T. R., Lintzeris, N., Kevin, R. C., Ramaekers, J. G., Vandrey, R., Irwin, C., Haber, P., & McGregor, I. S. (2019). Cannabidiol (CBD) content in vaporized cannabis does not prevent tetrahydrocannabinol (THC)-induced impairment of driving and cognition. *Psychopharmacology*, 236(9), 2713-2724.

³⁸³ Sewell, R. A., Poling, J., & Sofuoglu, M. (2009). The effect of cannabis compared with alcohol on driving. *American Journal on Addictions*, 18(3), 185-193; Hartman, R. L., Brown, T. L., Milavetz, G., Spurgin, A., Pierce, R. S., Gorelick, D. A., Gaffney, G. & Huestis, M. A. (2015). Cannabis effects on driving lateral control with and without alcohol. *Drug and Alcohol Dependence*, 154, 25-37; Hartman, R. L., & Huestis, M. A. (2013). Cannabis effects on driving skills. *Clinical Chemistry*, 59(3), 478-492.

³⁸⁴ Sewell, R. A., Poling, J., & Sofuoglu, M. (2009). The effect of cannabis compared with alcohol on driving. *American Journal on Addictions*, 18(3), 185-193; Hartman, R. L., Brown, T. L., Milavetz, G., Spurgin, A., Pierce, R. S., Gorelick, D. A., Gaffney, G. & Huestis, M. A. (2015). Cannabis effects on driving lateral control with and without alcohol. *Drug and Alcohol Dependence*, 154, 25-37; Hartman, R. L., & Huestis, M. A. (2013). Cannabis effects on driving skills. *Clinical Chemistry*, 59(3), 478-492.

³⁸⁵ *See, e.g.,* Compton, R. P. & Berning, A. (2015, February). *Drug and alcohol crash risk*. (Traffic Safety Facts Research Note. DOT HS 812 117). Washington, DC: National Highway Traffic Safety Administration; Elvik, R. (2013). Risk of road accident associated with the use of drugs: A systematic review and meta-analysis of evidence from epidemiological studies. *Accident Analysis & Prevention*, 60, 254-267; Schulze, H., Schumacher, M., Urmeew, R., and Auerbach, K. (2012). *DRUID final report: Work performed, main results and recommendations*. Bergisch Gladbach, Federal Republic of Germany: Federal Highway Research Institute (BAST). Retrieved from <https://www.vias.be/en/research/notre-publications/druid-final-report-work-performed-main-results-and-recommendations/>.

³⁸⁶ The NHTSA's crash risk study showed a non-significant 25% increase, similarly a meta-analysis conducted by Rune Elvik showed a 26% increase after marijuana use. This coincides with a 2010 European study conducted by Schulze and colleagues that determined there to only be a slight increase in risk. *See, e.g.,* Compton, R. P. & Berning, A. (2015, February). *Drug and alcohol crash risk*. (Traffic Safety Facts Research Note. DOT HS 812 117). Washington, DC: National Highway Traffic Safety Administration; Elvik, R. (2013). Risk of road accident associated with the use of drugs: A systematic review and meta-analysis of evidence from epidemiological studies. *Accident Analysis & Prevention*, 60, 254-267; Schulze, H., Schumacher, M., Urmeew, R., and Auerbach, K. (2012). *DRUID final report: Work performed, main results and recommendations*. Bergisch Gladbach, Federal

Republic of Germany: Federal Highway Research Institute (BAST). Retrieved from <https://www.vias.be/en/research/notre-publications/druid-final-report-work-performed-main-results-and-recommendations/>.

³⁸⁷ *Id.*

³⁸⁸ Government Accountability Office. (2015). *Drug-impaired driving: Additional support needed for public awareness initiatives*. Washington, DC: United States Government Accountability Office. Retrieved from <https://www.gao.gov/products/gao-15-293>.

³⁸⁹ Congressional Research Services. (2019, May 14). *Marijuana use and highway safety*. Retrieved from <https://crsreports.congress.gov/product/pdf/R/R45719>

³⁹⁰ Compton, R. P. (2017). *Marijuana-impaired driving- A report to congress* (No. DOT HS 812 440). National Highway Traffic Safety Administration. Retrieved from <https://www.nhtsa.gov/document/marijuana-impaired-driving-report-congress>.

³⁹¹ *Id.*

³⁹² Sewell, R. A., Poling, J., & Sofuoglu, M. (2009). The effect of cannabis compared with alcohol on driving. *American Journal on Addictions*, 18(3), 185-193; Hartman, R. L., Brown, T. L., Milavetz, G., Spurgin, A., Pierce, R. S., Gorelick, D. A., Gaffney, G. & Huestis, M. A. (2015). Cannabis effects on driving lateral control with and without alcohol. *Drug and Alcohol Dependence*, 154, 25-37; and, Hartman, R. L., & Huestis, M. A. (2013). Cannabis effects on driving skills. *Clinical Chemistry*, 59(3), 478-492.

³⁹³ *Id.*

³⁹⁴ See Appendix Q.

³⁹⁵ VA. CODE ANN. § 18.2-266 (2022).

³⁹⁶ See Appendix Q.

³⁹⁷ COLO. REV. STAT. § 42-4-1301(6)(a)(IV) (2022).

³⁹⁸ 625 ILL. COMP. STAT. ANN. §§ 5/11-501 and 5/11-501.2 (2022).

³⁹⁹ MONT. CODE ANN. §§ 61-8-401(1)(b)-(d) and 61-8-411 (2022).

⁴⁰⁰ NEV. REV. STAT. § 484C.110 (2022).

⁴⁰¹ OHIO REV. CODE. ANN. § 4511.19 (2022).

⁴⁰² 75 PA. CONS. STAT. § 3802(d)(1)-(3) (2022). See Pennsylvania Bulletin Volume 41 (2011). Retrieved from <https://www.pacodeandbulletin.gov/secure/pabulletin/data/vol41/41-18/41-18.pdf>. There is a threshold of 1ng/ml for THC or its metabolites that must be met before the results of a chemical test indicating cannabis metabolites can be introduced as evidence.

⁴⁰³ WASH. REV. CODE §46-61.502(1)(b)-(d) (2022).

⁴⁰⁴ W. VA. CODE § 16A-5-10 (2022).

⁴⁰⁵ See Appendix Q. Colorado, Illinois, Montana, Nevada, and Washington have legalized the recreational use of marijuana.

⁴⁰⁶ See Appendix Q. Arizona, Delaware, Georgia, Indiana, Iowa, Michigan, Oklahoma, Utah, and Wisconsin have some form of a zero tolerance for THC and driving law in place. Utah allows for an affirmative defense for cannabis in a medicinal dosage form or a cannabis product in a medicinal dosage form if ingested in accordance with the Utah Medical Cannabis Act.

⁴⁰⁷ See Appendix Q. Arizona and Michigan have legalized the recreational use of marijuana. Arizona, Delaware, Georgia, Iowa, Michigan, Oklahoma, and Utah have legalized the medical use of marijuana.

⁴⁰⁸ National Transportation Safety Board. (2013, June 3). *Safety recommendation H-13-005*. Retrieved from <https://data.ntsb.gov/carol-main-public/sr-details/H-13-005>.

⁴⁰⁹ Thomas, F. D., Blomberg R., Darrah, J., Graham, L., Southcott, T., Dennert, R., Taylor, E., Treffers, R., Tippetts, S., McKnight, S., & Berning, A. (2022, February). *Evaluation of Utah's .05 BAC per se law* (Report No. DOT HS 813 233). National Highway Traffic Safety Administration. Retrieved from <https://rosap.nhtsa.gov/view/dot/60428>.

⁴¹⁰ *Id.*

⁴¹¹ Responsibility.org. (2023). *DWI courts*. Retrieved from <https://www.responsibility.org/end-impaired-driving/solutions/treatment-and-rehabilitation/dwi-courts/>.

⁴¹² Nolen, C. (2023, January 26). Volunteers get high to help train officers in Maryland. *WUSA9*. Retrieved from <https://www.wusa9.com/article/news/crime/drunk-driving/get-high-to-help-train-officers-cannabis/65-2f55131f-b382-47a4-9a98-f0c6787a3dc1>.

⁴¹³ Driver Alcohol Detection System for Safety (DADSS) Research Program. (2023). Retrieved from <https://dadss.org/>.

⁴¹⁴ 2023 Budget Amendment, Item 431 #1s. Available at <https://budget.lis.virginia.gov/amendment/2023/1/SB800/Introduced/MR/431/1s/>.

⁴¹⁵ 2023 Budget Amendment, Item 431 #1h. Available at <https://budget.lis.virginia.gov/amendment/2023/1/HB1400/Introduced/MR/431/1h/>.

⁴¹⁶ VA. CODE ANN. § 4.1-1302 (2022).

⁴¹⁷ See VA. CODE ANN. § 30-156(F) (2022).

⁴¹⁸ VA. CODE ANN. § 18.2-266 (2022).

⁴¹⁹ See VA. CODE ANN. § 30-156(F) (2022).

⁴²⁰ See VA. CODE ANN. § 30-156(F) (2022).

⁴²¹ 2023 Budget Amendment, Item 422 #1s. Available at <https://budget.lis.virginia.gov/amendment/2023/1/SB800/Introduced/MR/422/1s/>.

⁴²² 2023 Budget Amendment, Item 422 #2h. Available at <https://budget.lis.virginia.gov/amendment/2023/1/HB1400/Introduced/MR/422/2h/>.

⁴²³ 2023 Va. Acts ch. 661. House Bill 2204 is available at <https://lis.virginia.gov/cgi-bin/legp604.exe?ses=231&typ=bil&val=hb2204>. Senate Bill 1398 is available at <https://lis.virginia.gov/cgi-bin/legp604.exe?ses=231&typ=bil&val=sb1398>.

⁴²⁴ 2023 Budget Amendment, Item 422 #1s. Available at <https://budget.lis.virginia.gov/amendment/2023/1/SB800/Introduced/MR/422/1s/>.

⁴²⁵ 2023 Budget Amendment, Item 422 #2h. Available at <https://budget.lis.virginia.gov/amendment/2023/1/HB1400/Introduced/MR/422/2h/>.

⁴²⁶ See VA. CODE ANN. § 30-156(F) (2022).

⁴²⁷ Green v. Commonwealth, 299 Va. 593 (2021).

⁴²⁸ Green v. Commonwealth, 299 Va. 593, 597 (2021).

⁴²⁹ See VA. CODE ANN. § 30-156(F) (2022).

⁴³⁰ *Id.*



PAROLE IN VIRGINIA*

Information contained in this report is current as of July 31, 2022

PAROLE IN VIRGINIA

SUMMARY OF PAROLE IN VIRGINIA

During the 2020 Regular Session and Special Session I of the General Assembly, numerous parole bills were referred to the Crime Commission.¹ An additional parole bill was referred during the 2021 Regular Session of the General Assembly.² In July 2020, the Executive Committee of the Crime Commission directed staff to conduct a comprehensive review of parole in Virginia and other states.³ Staff focused on the following types of parole, which staff defined as follows:⁴

- Discretionary: release from incarceration prior to the completion of a sentence based upon a discretionary determination by a parole board or similar entity.
- Geriatric: release from incarceration prior to the completion of a sentence based upon a person's age.
- Medical: release from incarceration prior to the completion of a sentence based upon the existence of a medical condition which may or may not be terminal.
- Terminally ill: release from incarceration prior to the completion of a sentence based upon the existence of a terminal medical condition.
- Juvenile: release from incarceration prior to the completion of a sentence based upon the person being a minor (under the age of 18) at the time the criminal offense was committed.
- Youthful offender: release from incarceration prior to the completion of a sentence based upon the person's age (over the age of 18 but under a specified age) at the time the criminal offense was committed.

The landscape of parole in Virginia has changed dramatically over the last two years, with the following events occurring between January 2020 and July 2022:

- the COVID-19 pandemic affected criminal justice systems across the entire country;
- the General Assembly enacted legislation to create juvenile parole,⁵ discretionary parole based on the *Fishback v. Commonwealth* decision,⁶ and terminally ill parole;⁷

- the General Assembly enacted legislation to amend the Virginia Parole Board’s notice and monthly public reporting duties and make individual Board member votes subject to the Virginia Freedom of Information Act;⁸
- the Virginia Office of the Inspector General (OSIG) conducted investigations into at least nine decisions made by the Virginia Parole Board to grant parole;⁹
- the General Assembly authorized funding for an outside law firm to perform a review of the actions taken by OSIG when investigating the Virginia Parole Board;¹⁰
- the composition of the Virginia Parole Board changed multiple times; and,
- Governor Youngkin signed an Executive Order (i) directing the Secretary of Public Safety and Homeland Security to perform a programmatic review on the Parole Board’s duties, procedures, and administration and provide recommendations by September 1, 2022, and (ii) requesting the Attorney General to coordinate prosecutorial and investigative efforts into the violation of any existing laws related to parole or victim’s rights.¹¹

Table 1 details how parole is currently structured in Virginia, including the types of parole, eligibility requirements, and exclusions.¹² Detailed data, if available, is included on the overview sheets for each type of parole in Virginia, as well as in the Appendices of this report.¹³

Table 1: Virginia Parole Types, Eligibility, and Exclusions

PAROLE TYPE	ELIGIBILITY	EXCLUSIONS ¹⁴
DISCRETIONARY § 53.1-151 § 53.1-152 § 53.1-153 § 53.1-165.1(A) § 53.1-165.1(B)	<i>Generally:</i> Persons convicted of an offense committed prior to January 1, 1995.	<ul style="list-style-type: none"> – Various exclusions set forth in Va. Code § 53.1-151 – Three strikes law convictions¹⁵
	<i>Fishback:</i> Persons sentenced by a jury prior to June 9, 2000, for a felony offense committed on or after January 1, 1995.	<ul style="list-style-type: none"> – Any Class 1 felony – Convictions for various sex offenses where the victim was a minor
	<i>Misdemeanor:</i> Persons convicted of multiple misdemeanors and sentenced to an active term of more than 12 months in jail for offenses committed prior to July 1, 2008.	<ul style="list-style-type: none"> – Various exclusions set forth in Va. Code § 53.1-151
GERIATRIC § 53.1-40.01	Persons who have reached 65 years old and have served at least 5 years; or, Persons who have reached 60 years old and have served at least 10 years.	<ul style="list-style-type: none"> – Any Class 1 felony
MEDICAL	<i>Virginia does not have medical parole</i>	
TERMINALLY ILL § 53.1-40.02	Persons with a chronic or progressive medical condition whose medical prognosis is death within 12 months.	<ul style="list-style-type: none"> – Convictions for numerous felonies set forth in Va. Code § 53.1-40.02
JUVENILE § 53.1-165.1(E)	Persons sentenced to serve life or more than 20 years for a crime committed as a juvenile are eligible after serving 20 years.	<ul style="list-style-type: none"> – None
YOUTHFUL OFFENDER § 19.2-311 § 19.2-313	Persons convicted of a first felony offense that was committed before they turned 21 years of age who were sentenced to an indeterminate commitment of four years followed by at least one and a half years of supervised parole.	<ul style="list-style-type: none"> – Convictions for murder and various sex offenses

Table prepared by Crime Commission staff based on legal analysis as of July 2022.

Staff found that parole varies significantly across the United States in terms of (i) which types of parole are available, (ii) eligibility requirements, (iii) how much of a sentence must be served prior to being eligible for parole, and (iv) which offenses are excluded from parole eligibility.

Therefore, parole in the Commonwealth could be restructured in a variety of manners, such as by modifying existing types of parole, reinstating discretionary parole, or enacting medical parole. Staff's research findings on parole as of July 2022 are detailed below.

DISCRETIONARY PAROLE

- Every state has some form of discretionary parole available for certain offenses.
 - 34 states have discretionary parole for present-day offenses.
 - 16 states, including Virginia, abolished discretionary parole for offenses committed after a specific past date.
- The majority of states that abolished discretionary parole did so between the late 1970's and the mid-1990's.
- While Virginia abolished discretionary parole for felony offenses committed after January 1, 1995, persons who committed offenses prior to that date and persons who fall under the new *Fishback* legislation enacted in 2020 remain eligible for discretionary parole.
- As of July 31, 2022, there were 1,536 persons eligible for discretionary parole in Virginia, and an additional 195 persons eligible under the new *Fishback* legislation.¹⁶

GERIATRIC PAROLE

- Virginia enacted geriatric parole in 1994 as part of the abolition of discretionary parole.
- 12 states, including Virginia, have laws specific to geriatric parole.
- Virginia has some of the broadest eligibility requirements for geriatric parole in the nation. A person is eligible for geriatric parole at age 65 after serving five years of their sentence, or at age 60 after serving ten years of their sentence, with the exception of persons serving a sentence for a Class 1 felony.
- As of July 31, 2022, there were 820 persons eligible for geriatric parole in Virginia.¹⁷

MEDICAL PAROLE

- 36 states, excluding Virginia, have medical parole.

TERMINALLY ILL PAROLE

- The General Assembly enacted terminally ill parole in 2020.

- Virginia excludes numerous felony convictions from eligibility for terminally ill parole.
- 4 states, including Virginia, have laws which provide that a terminal illness is the *only* medical condition that makes a person eligible for parole for a health-related reason.

JUVENILE PAROLE

- The General Assembly enacted juvenile parole in 2020.
- Out of the 16 states that abolished discretionary parole, 6 states have enacted a specific juvenile parole statute, including Virginia.¹⁸
- The amount of time that a person must serve prior to being eligible for parole for an offense that was committed as a juvenile varies across these 6 states, with persons in Virginia being eligible for parole after 20 years.
 - Virginia does not exclude any convictions from eligibility for juvenile parole.
- As of July 31, 2022, there were approximately 144 persons eligible for juvenile parole in Virginia.¹⁹

YOUTHFUL OFFENDER PAROLE

- Virginia has a youthful offender parole program that pre-dates the abolition of parole in the Commonwealth.
- Out of the 16 states that abolished discretionary parole, 3 states have enacted a parole program for youthful offenders, including Virginia.²⁰
- In Virginia, the court determines whether to sentence a person to the youthful offender program, which includes an indeterminate sentence and parole supervision upon release. Only a person receiving their first conviction can qualify, and that conviction must be for a felony offense (with exclusions for murder and various sex offenses), and the person must have been under the age of 21 at the time the offense was committed. Once in the program, the Virginia Parole Board determines when that person will be released from incarceration.
- There are typically between 70 and 100 persons in Virginia’s youthful offender program at any given time.²¹

Staff also found that parole processes vary significantly across the country. For example, differences exist in terms of whether (i) parole hearings are conducted in-person versus a review of the person's case file, (ii) the person being considered for parole is interviewed by the parole board versus an agent of the board, such as a parole examiner, (iii) a parole hearing is conducted on a particular date versus within a particular time period, (iv) parole hearing dates are made available to the public in advance of the hearing, (v) the victim and/or other interested parties can participate in the parole hearing, (vi) the public is permitted to attend or remotely view parole hearings, and (vii) the parole board provides detailed reasons for its decisions.

As such, the following measures could be implemented to improve various notice, participation, and transparency concerns with Virginia's current parole process:

- review and update the Parole Board's policy manual and procedures manual, which have not been updated since 2006 and 1996, respectively;
- conduct parole hearings in the presence of the person being considered for parole;
- allow the victim, Commonwealth's Attorney, family of the person being considered for parole, and other individuals to attend and/or participate in the parole hearing;
- schedule specific dates for parole hearings and provide advance notice of such dates to interested parties and the public;
- allow the public to attend or remotely view parole hearings;
- provide greater clarity as to why the Parole Board voted to grant or deny parole;
- require the Parole Board to publish an annual report of its activities, including data related to parole decisions and any other actions at an aggregate level;
- examine the Parole Board's role in overseeing and revoking postrelease supervision; and,
- review the existing resource and staffing needs of the Parole Board in light of any changes to the parole process and/or Virginia's parole system.

Staff completed this comprehensive review of parole in August 2022. The Crime Commission took no further action on the study. The information contained in this report was current as of July 31, 2022. This report does not include any information related to parole in Virginia or any other state since that time. Similarly, this report does not reflect any changes made to the parole process in Virginia during the 2023 Regular Session of the General Assembly.

COMMON QUESTIONS ABOUT PAROLE BOARDS AND PROCESSES

What are the statutory powers and duties of the Virginia Parole Board?

Virginia Code [§ 53.1-136](#) requires the Board to:

- adopt general rules governing the granting of parole and eligibility requirements;²²
- adopt rules for granting parole to persons who are eligible for juvenile parole and for discretionary parole as enacted in 2020 in response to the *Fishback v. Commonwealth* decision of the Supreme Court of Virginia;²³
- release persons who are found to be suitable for parole and establish the time period and the terms and conditions of such parole;²⁴
- establish the conditions of postrelease supervision authorized by certain provisions of the Virginia Code;²⁵
- notify the Virginia Department of Corrections of any decision to grant discretionary parole or conditional release;²⁶
- notify the Commonwealth's Attorney, in the jurisdiction where a person was sentenced, prior to that person's release if that person was sentenced to serve 10 years or more on a felony and has been granted parole, or if the person was granted conditional release;²⁷
- require that any person on parole who has been committed as a sexually violent predator have parole terms that include complying with all conditions given by the Virginia Department of Health and Developmental Services and adhering to any treatment plan;²⁸
- hold revocation hearings and revoke a person's parole or postrelease supervision when the person has violated the conditions of parole or postrelease supervision, or when the person is otherwise unfit to be on parole or postrelease supervision;²⁹
- issue final discharges from parole;³⁰
- investigate and report on any commutation of sentence, pardon, reprieve or remission of fine, or penalty when requested by the Governor;³¹
- publish a report of the actions taken by the Board within 30 days of such actions;³² and,
- ensure that each person eligible for parole receives a timely and thorough review of their suitability for release, and provide a basis and the specific reasons for denial in writing to any person who was denied parole.³³

Does the Virginia Parole Board operate under any specific policies or procedures?

Yes. The Board has adopted various policies and procedures to govern its activities. As of August 2022, the Board's policy manual was last updated in 2006,³⁴ while its procedures manual was last updated in 1996.³⁵

How many members are on the Virginia Parole Board and how long are their terms (as of July 31, 2022)?

The Board currently has two full-time and three part-time members.³⁶ The Board may have up to five members who are appointed by the Governor and confirmed by the General Assembly.³⁷ Members do not have set term lengths, as all members serve at the pleasure of the Governor.³⁸

How do the membership and terms of the Virginia Parole Board compare to other states?

The composition, appointment process, and term lengths of parole boards vary across the country. The number of parole board members varies widely across states, ranging from 3 to 21 members, regardless of whether or not a state has abolished parole. In at least 42 states, all parole board members are appointed by the Governor. See Table 6 ("State Comparison: Composition of Parole Boards") for a state-by-state overview of the number of parole board members, how those members are appointed, and the lengths of their terms of service.

Are members of the Virginia Parole Board full-time state employees?

The Chair of the Board is a full-time state employee.³⁹ The Governor may designate up to two additional Board members as full-time state employees.⁴⁰ Any Board member who is not designated a full-time state employee is considered a part-time state employee.⁴¹

How are investigations conducted in Virginia for persons who are eligible for parole?

The Virginia Code requires that an investigation be conducted into a person's history, physical and mental condition, character, conduct, employment, and attitude while in prison before such person can be released on parole.⁴² The investigation, which includes an interview, is conducted by a parole examiner (an employee of the Virginia Parole Board) who prepares a

summary and a parole recommendation “based on [the] facts of the case, institutional adjustment, and impressions gained from the interview.”⁴³

How are cases reviewed in Virginia for persons who are eligible for parole?

The Virginia Parole Board reviews the person’s case file either (i) individually by each Board member or (ii) through discussions by the entire Board.⁴⁴ Several factors are considered by the Board, including but not limited to:

- compatibility with public safety;
- person’s history, conduct, education, training, and institutional experience;
- circumstances of the offense and prior criminal record/parole adjustments;
- person’s attitude toward self and others;
- release plans, employment opportunities, and community resources;
- medical status;
- impressions gained from the parole interview; and,
- input from victims and concerned citizens.⁴⁵

How often is a person’s case reviewed for parole in Virginia?

A person’s case is initially reviewed for parole in the part of the calendar year when that person first becomes eligible for parole, and then annually thereafter until the person is either granted parole or discharged from custody.⁴⁶ However, if the person has 10 or more years remaining on their sentence, the Virginia Parole Board may schedule the next review for up to 3 years later.⁴⁷

What notifications is the Virginia Parole Board statutorily required to provide to victims?

The Virginia Code requires that notification be made to the victim as part of the parole investigation, so that the victim can then choose whether to submit evidence to the Board indicating the impact that a person’s release will have on them.⁴⁸ Upon a written or electronic request by a victim, the Board must provide that victim with notice of (i) the person’s parole eligibility date and mandatory release date, (ii) any parole-related interview dates, and (iii) any decisions the Board makes regarding that person’s parole.⁴⁹ In addition, the victim may request

that they only be notified if the Board is inclined to grant parole, in which case the Board shall allow the victim 45 days to present written or oral testimony.⁵⁰

Can victims receive electronic notifications from the Virginia Parole Board?

Yes. The Board encourages victims to register with the Virginia Department of Corrections Victim Service Unit’s NAAVI (Notification and Assistance for Victim Inclusion) system.⁵¹ The NAAVI system is a “notification service that provides victims of crime with information and notification about inmates who are in the custody of the Virginia Department of Corrections using text, phone, email, letter, and/or TTY. Notifications will provide eligible crime victims with status updates of their perpetrator’s release, transfer, death, name change, escape, and parole interviews or decisions, if applicable. All information is confidential.”⁵²

Prior to the implementation of the NAAVI system in October 2021, the Board encouraged victims to register with the VINE (Victim Information and Notification Everyday) system to receive such notifications.⁵³ Table 2 illustrates data related to parole interview and decision notifications to victims through the VINE system as follows.

Table 2: VINE Parole Interview Notifications, CY2018-CY2020⁵⁴

Calendar Year	Parole Interviews	Parole Decisions
2018	1,627	1,674
2019	1,661	1,486
2020	3,036	1,583

Source: Virginia Parole Board. Table prepared by Crime Commission staff.

Can victims submit information for the Virginia Parole Board to consider when reviewing a person’s case for parole?

Yes. Victims, as defined in Va. Code § 19.2-11.01, can present oral or written testimony to the Board on the impact that a person’s release will have on them.⁵⁵ If a victim wishes to provide oral testimony, the victim must schedule an in-person meeting or telephone appointment with the Board.⁵⁶ Any information submitted by the victim will remain in the person’s case file and must be considered at any subsequent parole reviews.⁵⁷ Table 3 provides data relating to the total number of victims served by and total individuals providing input to the Victim Input Program between CY2018-CY2021.

Table 3: Victim Input Unit Services, CY2018-CY2021⁵⁸

Calendar Year	Total Victims Served	Total Individuals Providing Input
2018	766	425
2019	622	283
2020	481	389
2021*	365	263

Source: Virginia Parole Board. Table prepared by Crime Commission staff.
*CY2021 includes data up to August 31, 2021.

Can victims meet with the Virginia Parole Board before a parole decision is made?

Yes. Upon the request of a victim, the Board or a representative of the Board will schedule a meeting with that victim in-person or via telephone (referred to as a Board appointment). In addition, the Board may meet with family members, friends, employers, attorneys, and other interested parties. Such appointments give individuals an opportunity to present oral or documentary information pertaining to the parole decision. Due to COVID-19 restrictions, Board appointments were held virtually for the majority of 2020 and 2021.⁵⁹ Table 4 provides data on the total number of parole board appointments between CY2018-CY2021.

Table 4: Parole Board Appointments, CY2018-CY2021⁶⁰

Calendar Year	Total Victim Appointments	Total Appointments
2018	98	384
2019	128	439
2020	104	389
2021*	51	227

Source: Virginia Parole Board. Table prepared by Crime Commission staff.
*CY2021 includes data up to August 31, 2021.

Is the Virginia Parole Board statutorily required to notify the Commonwealth's Attorney when a person is being considered for parole?

No. The Board is not required to provide notice to the Commonwealth's Attorney in the jurisdiction where the person was sentenced until after a person has been granted parole.⁶¹ This notification to the Commonwealth's Attorney is only required if the person was sentenced to serve 10 years or more on a felony, or if the person was granted conditional release.⁶²

Do any states have a statutory requirement to notify the prosecutor's office when a person is being considered for parole?

Yes. Staff determined that several states are required by statute to notify the prosecutor's office when a person is being considered for parole, such as Georgia,⁶³ Illinois,⁶⁴ and New Jersey.⁶⁵

Do any states have a statutory requirement to notify anyone other than the victim or the prosecutor's office when a person is being considered for parole?

Yes. Staff identified some states with statutes that require notice to other individuals, such as the court or law enforcement. For example, in West Virginia, the Parole Board is required to notify not only the victim and the prosecutor of the parole review date, but also the sentencing judge and the investigator or arresting officer.⁶⁶

Is the Virginia Parole Board statutorily required to schedule a specific date for a person's parole hearing?

No. The Virginia Code only requires the Board to divide the calendar year into equal parts and then review cases eligible for parole during those parts of the calendar year.⁶⁷

Is the Virginia Parole Board statutorily required to notify the public in advance when a person is being considered for parole?

No. The Virginia Code does not require the Board to notify the public in advance when a person is being considered for parole.⁶⁸

Do any states notify the public in advance of a person's parole hearing date?

Yes. Staff identified several states that list specific upcoming parole hearing dates on their parole board websites.⁶⁹

Does the Virginia Parole Board conduct parole hearings in the presence of the person being considered for parole?

No. The Board does not conduct a parole hearing. Parole decisions are based on a review of the person's case file either (i) individually by each Board member or (ii) through discussions by the entire Board.⁷⁰

Do any states conduct parole hearings in the presence of the person being considered for parole?

Based on staff's review, many states do not specify in statute whether an in-person hearing is required as opposed to an interview of the person by an agent of the parole board, such as a parole examiner. However, staff was able to identify some states with statutes specifying that the parole hearing must be conducted in the presence of the person being considered for parole. For example, Alaska not only allows the person to be present at the parole hearing, but also permits the person to present evidence at the hearing.⁷¹ Similarly, in Nebraska, a portion of the Parole Board will hold a public hearing if it is reasonably likely that a person will be granted parole, and the person is entitled to present evidence, call witnesses, and be represented by counsel.⁷²

Do states that conduct parole hearings in the presence of the person being considered for parole allow any other individuals to present information at the hearing?

Yes. Staff identified various states which specify in statute that the victim is allowed to provide testimony at the parole hearing, such as Connecticut⁷³ and New Hampshire.⁷⁴ In addition, some states, such as Hawaii⁷⁵ and Missouri,⁷⁶ also allow prosecutors to present information at parole hearings.

Are parole hearings in Virginia open to the public?

No. As previously noted, the Virginia Parole Board does not conduct parole hearings in the presence of the person being considered for parole, and thus there is no hearing for the public to observe.⁷⁷

Are parole hearings in any state open to the public?

In 2015, the University of Minnesota's Robina Institute of Criminal Law and Criminal Justice sent a survey to each state's paroling authority as part of its work on the *Parole Release and Revocation Project*.⁷⁸ In response to this survey, 24 of 40 respondents advised that parole hearings in their state are open to the public.⁷⁹ Staff also identified several states, including Connecticut, Idaho, Iowa, Louisiana, Michigan, New Hampshire, and Vermont, that allowed the

public to view parole hearings virtually during the COVID-19 pandemic.⁸⁰ In addition, some states, such as Oregon, allow the public to attend parole hearings.⁸¹

How many Virginia Parole Board member votes are required to grant parole?

Generally, three votes are required from Board members to grant parole; however, four votes are required when a person has received a life sentence for first degree murder.⁸²

Are the votes of Virginia Parole Board members publicly available?

The individual votes of Board members are publicly available through the Virginia Freedom of Information Act;⁸³ however, these votes are not required to be published in the 30-day report of activities published by the Board.⁸⁴

Who is statutorily required to be notified if a person is granted parole in Virginia?

If a person is granted parole, the Virginia Parole Board must notify the Virginia Department of Corrections and the victim of the crime, if such victim has requested to be notified.⁸⁵ In addition, if the person granted parole was sentenced to serve 10 years or more on a felony, or if the person was granted conditional release, then the Board must also notify the Commonwealth's Attorney in the jurisdiction where the person was sentenced.⁸⁶ Furthermore, the Board publishes a 30-day report of its activities, including decisions to grant or deny parole, on its agency website.⁸⁷

Are reasons provided when a person is granted parole in Virginia?

Yes. The Virginia Code was amended in 2021 to require the Virginia Parole Board to include the basis for granting parole in its 30-day report.⁸⁸

Are reasons provided when a person is denied parole in Virginia?

Yes. The Virginia Parole Board is required to provide the basis and specific reasons for denial in writing to the person who was denied parole.⁸⁹ The Board's reasons for denial may include: more time to serve, conviction of a new crime while incarcerated, crimes committed, extensive criminal record, history of substance abuse, history of violence, further participation in institutional work and/or educational programs, poor institutional adjustment, prior failure under community supervision, record of major institutional infractions – not ready to conform

to society, risk to the community, serious disregard for property rights of others, serious nature and circumstances of the crime, or longer period of stable adjustment.⁹⁰

Can a person request reconsideration of the Virginia Parole Board’s decision to deny parole in their case?

Yes. The person who was denied parole may request reconsideration of the decision.⁹¹ In order to qualify for reconsideration, there must be significant new information not previously reviewed by the Board or significant errors in information considered or in the application of policies and procedures. A person is allowed one reconsideration per parole denial. There were 601 reconsideration requests in CY2018,⁹² 372 reconsideration requests in CY2019,⁹³ and 566 reconsideration requests in CY2020.⁹⁴

Does the Virginia Parole Board make the decision whether to revoke a person’s parole?

Yes. The Board may revoke the parole of persons found to be in violation of the terms of their release.⁹⁵ Parole violations are characterized based on whether they were the result of a new crime being committed, or if the violation was technical in nature. When collecting data, only state responsible parole revocations are tracked for new crime versus technical violations.⁹⁶

Table 5 provides information on the status of parole violation cases between CY2018-CY2021.

Table 5: Parole Violation Cases, CY2018-CY2021⁹⁷

Calendar Year	Cases Revoked	Cases Continued on Parole	Cases Discharged	Total Cases Reviewed
2018	170	75	20	265
2019	103	59	36	198
2020	59	22	11	92
2021*	79	37	14	130

Source: Virginia Parole Board. Table prepared by Crime Commission staff.

*CY2021 includes data up to August 31, 2021.

Does the Virginia Department of Corrections (VADOC) have any duties related to parole?

Yes. The Virginia Code specifically requires the Director of the VADOC to:

- direct and supervise the work of all probation and parole officers;⁹⁸
- carry out or cause to be carried out all orders, rules, and regulations of the Virginia Parole Board;⁹⁹ and,
- coordinate all VADOC activities that relate to parole with the Virginia Parole Board.¹⁰⁰

In addition, the Virginia Code also requires the VADOC to:

- grant Virginia Parole Board members and their representatives access to prisoners who are eligible for parole;¹⁰¹
- furnish reports to Virginia Parole Board members on a prisoner's character and conduct;¹⁰²
- ensure that educational, vocational, counseling, substance abuse, rehabilitative, and reentry services are available at all probation and parole offices;¹⁰³ and,
- supervise persons released on parole or postrelease supervision and perform various duties related to that supervision.¹⁰⁴

Table 6: State Comparison: Composition of Parole Boards

STATE ¹⁰⁵	Number of Board Members	Who Appoints Members? ¹⁰⁶	Term Limits
ALABAMA	3	Governor [^]	6 years
ALASKA	5	Governor [^]	6 years
ARIZONA*	5	Governor	5 years
ARKANSAS	7	Governor [^]	7 years
CALIFORNIA*	21	Governor [^]	3 years
COLORADO	9	Governor [^]	3 years
CONNECTICUT	10 full-time <u>and</u> up to 5 part-time	Governor [^]	Concurrent w/ Governor
DELAWARE*	5	Governor [^]	4 years
FLORIDA*	3	Governor	6 years
GEORGIA	5	Governor [^]	7 years
HAWAII	5	Governor [^]	4 years
IDAHO	7	Governor [^]	3 years
ILLINOIS*	15	Governor [^]	6 years
INDIANA*	5	Governor [^]	4 years
IOWA	5 members <u>and</u> 3 alternates	Governor	4 years
KANSAS*	3	Secretary of Corrections	At the pleasure of the Secretary of Corrections
KENTUCKY	9	Governor	4 years
LOUISIANA	5 members <u>and</u> 2 at-large <u>and</u> 1 ex officio	Governor	Concurrent w/ Governor
MAINE*	5	Governor	4 years
MARYLAND	10	Secretary of Public Safety ¹⁰⁷	6 years
MASSACHUSETTS	7	Governor ¹⁰⁸	5 years
MICHIGAN	10	Director of the Dept. of Corrections	4 years
MINNESOTA*	<i>Parole Board abolished; the Corrections Commissioner makes parole determinations.</i>		
MISSISSIPPI	5	Governor	None
MISSOURI	7	Governor [^]	6 years
MONTANA	5	Governor	6 years
NEBRASKA	5	Governor	6 years
NEVADA	7	Governor	4 years

STATE ¹⁰⁵	Number of Board Members	Who Appoints Members? ¹⁰⁶	Term Limits
NEW HAMPSHIRE	5	Governor	5 years
NEW JERSEY	15 members <u>and</u> 3 alternates	Governor	6 years
NEW MEXICO*	15	Governor [^]	6 years
NEW YORK	Not more than 19	Governor	6 years
NORTH CAROLINA*	4	Governor	4 years
NORTH DAKOTA	6	Governor	3 years
OHIO*	Up to 12	Director of the Dept. of Corrections (upon consult with Governor)	6 years
OKLAHOMA	5	3 by Governor 1 by Chief Justice of Supreme Court 1 by presiding judge of Court of Appeals	Coterminous w/ Governor
OREGON*	At least 3, but not more than 5	Governor	4 years
PENNSYLVANIA	9	Governor [^]	6 years
RHODE ISLAND	7	Governor	3 years
SOUTH CAROLINA	7	Governor [^]	6 years
SOUTH DAKOTA	9	3 by Governor [^] 3 by Attorney General [^] 3 by Supreme Court [^]	4 years
TENNESSEE	7	Governor	6 years
TEXAS	7	Governor [^]	6 years
UTAH	5 full-time members, <u>and</u> not more than 5 pro tempore	Governor [^]	5 years
VERMONT	5 members <u>and</u> 2 alternates	Governor [^]	3 years
VIRGINIA*	Up to 5 (chair and 2 members may be full-time)	Governor [^]	At the pleasure of the Governor
WASHINGTON*	5	Governor [^]	5 years
WEST VIRGINIA	9	Governor [^]	6 years
WISCONSIN*	4	Governor appoints chair; members hired under the civil service system ¹⁰⁹	Chair only: 2 years
WYOMING	7	Governor [^]	6 years

Table prepared by Crime Commission staff based on legal analysis as of July 2022. Note: a (*) denotes the 16 states that abolished discretionary parole for present-day offenses. A (^) denotes states where parole board appointments are subject to confirmation by the legislature.

COMMON QUESTIONS ABOUT PAROLE

What types of parole exist across the United States?

Various types of parole exist across the country. Staff focused its review on the following six types of parole: discretionary, geriatric, medical, terminally ill, juvenile, and youthful offender. See Table 7 (“Availability of Parole Across the United States”) for a breakdown of the types of parole in each state.

How many states have discretionary parole?

Every state has some form of discretionary parole available for certain offenses. A total of 34 states have discretionary parole for present-day offenses; however, 16 states, including Virginia, abolished discretionary parole for offenses committed after a specific past date. See the overview sheet titled “Research Findings: Discretionary Parole” for more detailed information.

Have any states abolished and subsequently reinstated discretionary parole?

Staff identified at least three states that abolished and then reinstated discretionary parole; however, staff was unable to determine the impacts of such abolition or reinstatement due to a lack of available research on this topic. These three states include:¹¹⁰

- Colorado: abolished discretionary parole in 1979 with the establishment of determinate sentencing; reinstated discretionary parole in 1985.¹¹¹
- Connecticut: abolished discretionary parole in 1981 with the establishment of determinate sentencing; reinstated discretionary parole in 1990.¹¹²
- Mississippi: abolished discretionary parole in 1995 with the establishment of truth-in-sentencing; began reinstating discretionary parole in a limited fashion in 2001 to address prison overcrowding.¹¹³

How many states have geriatric parole?

At least 12 states, including Virginia, have geriatric parole. In addition, another 9 states have laws which treat a person’s age as a qualifying condition, in conjunction with a disease or illness, for purposes of medical parole. See the overview sheet titled “Research Findings: Geriatric Parole” for more detailed information.

How many states have medical parole?

At least 36 states, excluding Virginia, have medical parole for persons who may or may not have a terminal medical condition. See the overview sheet titled “Research Findings: Medical and Terminally Ill Parole” for more detailed information.

How many states have terminally ill parole?

At least four states, including Virginia, have laws which provide that a terminal illness is the *only* medical condition that makes a person eligible for parole for a health-related reason. See the overview sheet titled “Research Findings: Medical and Terminally Ill Parole” for more detailed information.

How many of the states that abolished discretionary parole have enacted statutes for juvenile parole?

Staff examined the 16 states that abolished discretionary parole and found that at least 6 states, including Virginia, have enacted laws that make persons who committed a criminal offense as a juvenile eligible for parole. See the overview sheet titled “Research Findings: Juvenile and Youthful Offender Parole in the 16 States that Abolished Discretionary Parole” for more detailed information.

How many of the states that abolished discretionary parole have enacted statutes for youthful offender parole?

Staff examined the 16 states that abolished discretionary parole and found that at least 3 states, including Virginia, have enacted laws that make youthful offenders eligible for parole. See the overview sheet titled “Research Findings: Juvenile and Youthful Offender Parole in the 16 States that Abolished Discretionary Parole” for more detailed information.

Does Virginia have any other mechanisms aside from parole that allow a person to be released from incarceration prior to the completion of their sentence?

Yes. Virginia law includes a variety of mechanisms aside from parole that allow for a person’s release from incarceration prior to the completion of their sentence, such as earned sentence credits,¹¹⁴ conditional pardons,¹¹⁵ COVID-19 release (expired 7-1-2021),¹¹⁶ sentence modification for persons sentenced to jail,¹¹⁷ and substantial assistance to the prosecution.¹¹⁸

See the overview sheets titled “Earned Sentence Credits in Virginia,” “Conditional Pardons in Virginia,” and “COVID-19 Releases in Virginia (Expired 7-1-2021)” for more detailed information.

In Virginia, are the convictions that will exclude a person from being eligible for early release from incarceration consistent across the different types of parole and early release mechanisms?

No. The convictions that will exclude a person from being eligible for early release from incarceration vary significantly across the different types of parole and early release mechanisms. See *Appendix F* titled “Statutory Exclusions Across Early Release Mechanisms in Virginia.”

Has Virginia made any recent changes that may impact criminal sentencing?

Yes. In 2020, the General Assembly passed legislation to repeal mandatory jury sentencing.¹¹⁹ In addition, the General Assembly enacted legislation in 2021 to limit sentence lengths on technical probation violations.¹²⁰ Furthermore, while not statutory in nature, the Virginia Criminal Sentencing Commission modified the low end of the sentencing guidelines in 2020 if the court finds substantial assistance, acceptance of responsibility, or expression of genuine remorse on the part of the defendant.¹²¹ See *Appendix G* titled “Recent Changes to Sentencing in Virginia” for more detailed information.

Table 7: Availability of Parole Across the United States

State ¹²²	Discretionary Parole?	Geriatric Parole?	Medical or Terminally Ill Parole? ¹²³	Juvenile Parole ¹²⁴	Youthful Offender Parole ¹²⁵
Alabama	Yes	No	Yes	-	-
Alaska	Yes	Yes	Yes	-	-
Arizona*	No	No	No	Yes	No
Arkansas	Yes	No	Yes	-	-
California*	No	Yes	Yes	Yes	Yes
Colorado	Yes	Yes	Yes	-	-
Connecticut	Yes	No	Yes	-	-
Delaware*	No	No	No	No	No
Florida*	No	No	Yes	No	No
Georgia	Yes	Yes	Yes [^]	-	-
Hawaii	Yes	No	Yes	-	-
Idaho	Yes	No	Yes	-	-
Illinois*	No	No	Yes	No	Yes
Indiana*	No	No	No	No	No
Iowa	Yes	No	No	-	-
Kansas*	No	No	Yes	No	No
Kentucky	Yes	No	Yes	-	-
Louisiana	Yes	Yes	Yes	-	-
Maine*	No	No	Yes	No	No
Maryland	Yes	Yes	Yes	-	-
Massachusetts	Yes	No	Yes	-	-
Michigan	Yes	No	Yes	-	-
Minnesota*	No	No	Yes [^]	No	No
Mississippi	Yes	Yes	Yes	-	-
Missouri	Yes	No	Yes	-	-
Montana	Yes	No	Yes	-	-
Nebraska	Yes	No	Yes	-	-
Nevada	Yes	Yes	Yes	-	-
New Hampshire	Yes	No	Yes	-	-
New Jersey	Yes	No	Yes	-	-
New Mexico*	No	No	Yes	No	No

State ¹²²	Discretionary Parole?	Geriatric Parole?	Medical or Terminally Ill Parole? ¹²³	Juvenile Parole ¹²⁴	Youthful Offender Parole ¹²⁵
New York	Yes	No	Yes [^]	-	-
North Carolina*	No	No	Yes	No	No
North Dakota	Yes	No	Yes	-	-
Ohio*	No	No	No	Yes	No
Oklahoma	Yes	Yes	Yes	-	-
Oregon*	No	No	Yes	Yes	No
Pennsylvania	Yes	No	No	-	-
Rhode Island	Yes	No	Yes	No	No
South Carolina	Yes	No	Yes	-	-
South Dakota	Yes	Yes	Yes	-	-
Tennessee	Yes	No	No	-	-
Texas	Yes	Yes	Yes	-	-
Utah	Yes	No	Yes	-	-
Vermont	Yes	No	Yes	-	-
Virginia*	No	Yes	Yes [^]	Yes	Yes
Washington*	No	No	No	Yes	No
West Virginia	Yes	No	No	-	-
Wisconsin*	No	No	No	No	No
Wyoming	Yes	No	Yes	-	-

Table prepared by Crime Commission staff based on legal analysis as of July 2022. Note: a (*) denotes the 16 states that abolished discretionary parole for present-day offenses.

DISCRETIONARY PAROLE IN VIRGINIA – GENERALLY

Authority: [Va. Code § 53.1-151](#) *et. seq.*

Exclusions:

- Any person incarcerated for a felony offense committed on or after January 1, 1995;¹²⁶
- Various exclusions set forth in Va. Code § 53.1-151;¹²⁷ and,
- Any person convicted under the Three Strikes Law.¹²⁸

Parole Determination:

- Persons eligible for discretionary parole do not have to petition for consideration. These individuals’ cases are automatically reviewed by the Parole Board, and a determination is made whether to grant or deny parole.¹²⁹

Table 8: Time Served Requirements Prior to Parole Eligibility¹³⁰

Number of Commitments to VADOC	Eligible After Serving:
First commitment	¼ of term (maximum of 12 years)
First commitment for first degree murder or specific sex crimes	⅔ of term (maximum of 14 years)
Second commitment	⅓ of term (maximum of 13 years)
Second or subsequent commitment for first degree murder or specific sex crimes	¾ of term (maximum of 15 years)
Third commitment	½ of term (maximum of 14 years)
Fourth or subsequent commitment	¾ of term (maximum of 15 years)
First life sentence	15 years
First life sentence for a Class I Felony or first degree murder of a child under the age of 8	25 years
Second or subsequent life sentence	20 years
Second or subsequent life sentence for a Class I felony	30 years

Table prepared by Crime Commission staff based on legal analysis as of July 2022.

Frequency of Review:

- The Parole Board must conduct an initial review in the part of the calendar year when a person first becomes eligible for parole.¹³¹
- If parole is not granted, a review must be conducted annually; however, the Parole Board may schedule the next review for up to three years later if the person has 10 years or more remaining on their sentence.¹³²

Discretionary Parole in Virginia – Generally (cont.)

Applicability of Sentence Reduction Credits:

- The conviction date or offense date determines whether sentence reduction credits can be applied to reduce a person’s parole eligibility date:¹³³
 - *Good conduct time* (convicted before 7/1/81): All of the credits can be applied to reduce the parole eligibility date.¹³⁴
 - *Good conduct allowance* (convicted 7/1/81 – 12/31/94): One-half of the credits can be applied to reduce the parole eligibility date.¹³⁵
 - *Earned sentence credits* (offense committed 12/31/94 or later): None of the credits can be applied to reduce the parole eligibility date.¹³⁶

Data:

- There were 1,536 persons eligible for discretionary parole as of July 31, 2022.¹³⁷

Table 9: Discretionary Parole - Cases Considered, Granted, and Grant Rate CY2018-CY2021¹³⁸

Calendar Year	Total Cases Considered	Total Granted	Grant Rate
2018	2,371	257	11%
2019	2,109	159	8%
2020	2,071	252	12%
2021*	1,477	113	8%

Source: Virginia Parole Board. Table prepared by Crime Commission staff. *CY2021 includes data up to September 30, 2021.

DISCRETIONARY PAROLE IN VIRGINIA – *FISHBACK V. COMMONWEALTH*¹³⁹

Authority: [Va. Code § 53.1-165.1\(B\)](#) (effective April 22, 2020)

Eligibility:

- Any person sentenced by a jury prior to June 9, 2000, for any felony offense committed on or after January 1, 1995, who remained incarcerated for such offense on July 1, 2020, where the jury was not instructed that parole had been abolished in Virginia.¹⁴⁰

Exclusions:

- Any conviction for a Class 1 felony; and,
- Any conviction for one of the following sex offenses where the victim was a minor: rape; forcible sodomy; object sexual penetration; aggravated sexual battery; an attempt to commit one of the four previously listed sex offenses; or, carnal knowledge.¹⁴¹

Decision Process:

- Persons eligible for discretionary parole under *Fishback v. Commonwealth* do not have to petition for consideration. These individuals' cases are automatically reviewed by the Parole Board, and a determination is made whether to grant or deny parole.¹⁴²

Data:

- There were approximately 195 persons eligible for discretionary parole under the *Fishback* legislation as of July 31, 2022.¹⁴³
- Between January 1, 2021, and September 30, 2021, the Virginia Parole Board made 194 decisions on persons eligible for *Fishback* discretionary parole. The Board granted discretionary parole to 30 of these persons, which was a 15% grant rate.¹⁴⁴

DISCRETIONARY PAROLE IN VIRGINIA – MISDEMEANORS

Authority: [Va. Code § 53.1-153](#)

Eligibility:

- Any person convicted of multiple misdemeanors and sentenced to serve an active jail term of 12 or more months for offenses committed prior to July 1, 2008.¹⁴⁵

Exclusions:

- Various exclusions set forth in Va. Code § 53.1-151.¹⁴⁶

Decision Process:

- Persons eligible for discretionary parole do not have to petition for consideration. These individuals' cases are automatically reviewed by the Parole Board, and a determination is made whether to grant or deny parole.¹⁴⁷

Data:

- Staff does not have any data on the number of persons eligible for discretionary parole solely for misdemeanor offenses.

Research Findings: Discretionary Parole (as of July 2022):

Sixteen (16) states abolished discretionary parole, but maintain its use for past offenses committed prior to the date that parole was abolished.

- Arizona, California,¹⁴⁸ Delaware, Florida, Illinois, Indiana, Kansas, Maine, Minnesota, New Mexico, North Carolina, Ohio, Oregon, Virginia, Washington, and Wisconsin.

Thirty-four (34) states have discretionary parole for present-day offenses.

- Alabama, Alaska, Arkansas, Colorado, Connecticut, Georgia, Hawaii, Idaho, Iowa, Kentucky, Louisiana, Maryland, Massachusetts, Michigan, Mississippi, Missouri, Montana, Nebraska, Nevada, New Hampshire, New Jersey, New York, North Dakota, Oklahoma, Pennsylvania, Rhode Island, South Carolina, South Dakota, Tennessee, Texas, Utah, Vermont, West Virginia, and Wyoming.

Of the thirty-four (34) states with discretionary parole for present-day offenses, fourteen (14) states do not exclude any specific offenses or sentence types from parole eligibility in their parole statutes.¹⁴⁹

- Colorado, Hawaii, Idaho, Iowa, Kentucky, Maryland, Montana, Nebraska, Nevada, North Dakota, Oklahoma, Rhode Island, Utah, and Vermont.

Three (3) of the thirty-four (34) states that have discretionary parole for present-day offenses previously abolished parole for a period of time.

- Colorado: abolished discretionary parole in 1979 with the establishment of determinate sentencing; reinstated in 1985.¹⁵⁰
- Connecticut: abolished discretionary parole in 1981 with the establishment of determinate sentencing; reinstated in 1990.¹⁵¹
- Mississippi: abolished discretionary parole in 1995 with the establishment of truth-in-sentencing; began reinstating in a limited fashion in 2001 to address prison overcrowding.¹⁵²

Time served requirements before a person is eligible for parole vary widely across the thirty-four (34) states that have discretionary parole for present-day offenses. These time served requirements can vary even further based upon the type of offense, such as violent offenses or violent sex offenses as compared to nonviolent offenses.

Table 10: State Comparison: Discretionary Parole

State ¹⁵³	Time Served Requirements Prior to Parole Eligibility ¹⁵⁴	Statutory Exclusions ¹⁵⁵
Alabama	<p>Persons eligible for Good Conduct Time: varies based on sentence length</p> <ul style="list-style-type: none"> - <u>Less than 5 years:</u> parole hearing scheduled immediately - <u>Sentence of 5-10 years:</u> parole hearing scheduled 18 months before the minimum release date - <u>Sentence of 10-15 years:</u> parole hearing scheduled 30 months before the minimum release date <p>Persons not eligible for Good Conduct Time: one-third of sentence or 10 years, whichever is less</p> <p>Class A felonies: 85% of sentence or 15 years, whichever is less</p>	<p>Offense exclusions:</p> <ul style="list-style-type: none"> - Murder, rape, robbery, or assault with a deadly weapon resulting in serious injury to another if convicted of another felony (serious injury) within last 5 yrs. - Sex offense involving a child (class A or B felony) <p>Sentence exclusions:</p> <ul style="list-style-type: none"> - Life sentence for a second conviction of a class A felony
Alaska	<p>General eligibility: one-fourth of active term, mandatory minimum, or term set by judge, whichever is greater</p> <p>First or second degree murder: two-thirds of active term or mandatory minimum, whichever is greater</p> <p>Class A felonies, certain class B felonies, certain class C felonies, and specified sex offenses: entire active term of imprisonment required by three-judge panel</p> <ul style="list-style-type: none"> - The parole board must determine that the prisoner has completed all court-ordered rehabilitation programs and would no longer constitute a danger to the public <p>Other violent felonies: one-half of active sentence or term set by judge, whichever is greater</p> <p>Enhanced sentence (aggravation and mitigation): must serve the un-aggravated portion of the sentence, minus good time earned, <u>plus</u> one-fourth of the aggravated portion of the term</p>	<p>Offense exclusions (unless judge allows parole as part of sentence):</p> <ul style="list-style-type: none"> - Class A felonies - Certain class B felonies - Specified sex offenses <p>Sentence exclusions:</p> <ul style="list-style-type: none"> - Mandatory 99-year term - Definite term
Arizona	Abolished in 1994	
Arkansas	<p>General eligibility: one-third to one-half of sentence</p> <ul style="list-style-type: none"> - Determined at sentencing based on seriousness of crime¹⁵⁶ 	<p>Sentence exclusions:</p> <ul style="list-style-type: none"> - Life
California	Abolished in 1977¹⁵⁷	

State ¹⁵³	Time Served Requirements Prior to Parole Eligibility ¹⁵⁴	Statutory Exclusions ¹⁵⁵
Colorado	<p>Class 2-6 felony, Level 1-4 drug felony, or unclassified felony: 50% of sentence</p> <p>Second degree murder; first degree assault; first degree kidnapping (unless Class 1 felony); first degree arson; first degree burglary; and/or aggravated burglary: 75% of sentence</p> <p>Felony sex offense(s): parole eligibility date varies</p> <ul style="list-style-type: none"> - Based on offense and criminal history <p>Life sentence: must serve a minimum of 40 years</p>	<p><i>No exclusions set forth in state parole statutes</i></p>
Connecticut	<p>Indeterminate sentence: minimum term imposed by the court</p> <p>Definitive sentence (nonviolent): 50% of sentence</p> <p>Definitive sentence for manslaughter; aggravated assault; strangulation; sexual assault; stalking; kidnapping; breaking and entering; robbery; arson; assault on law enforcement; and/or riot in correctional facility: 85% of definitive sentence</p> <p>Life sentence: minimum term imposed by the court</p>	<p>Offense exclusions:</p> <ul style="list-style-type: none"> - Capital felony - Murder with special circumstances - Felony murder - Arson murder - First degree aggravated sexual assault - Specific sex offenses
Delaware	Abolished in 1990	
Florida	Abolished in 1983	
Georgia	<p>General eligibility for misdemeanor offenses: after 6 months or one-third of sentence, whichever is greater</p> <p>General eligibility for felony offenses: after 9 months or one-third of sentences, whichever is greater</p> <p>Purchase, possession, manufacture, distribution, or sale of controlled substances or marijuana: after 6 years</p> <p>Aggregating 21 years or more sentence: after 7 years</p> <p>Sentence of 12 years up to life: after 12 years</p> <p>Life sentence: after 30 years</p> <p>Consecutive life sentences: after 60 years</p>	<p>Offense exclusions:</p> <ul style="list-style-type: none"> - First convictions for serious violent felonies with a variety of exceptions¹⁵⁸ <p>Other exclusions:</p> <ul style="list-style-type: none"> - Persons convicted of fourth felony offense
Hawaii	<p>General eligibility: after serving the minimum term</p> <p>Minimum term set by parole board: the parole board determines the minimum term of an indeterminate or extended term of imprisonment.</p> <p>Life without parole: 20 years</p> <ul style="list-style-type: none"> - The governor makes the final decision to deny or grant parole 	<p><i>No exclusions set forth in state parole statutes</i></p>
Idaho	<p>General Eligibility: minimum term set by judge</p>	<p><i>No exclusions set forth in state parole statutes</i></p>
Illinois	Abolished in 1978	

State ¹⁵³	Time Served Requirements Prior to Parole Eligibility ¹⁵⁴	Statutory Exclusions ¹⁵⁵
Indiana	Abolished in 1977	
Iowa	<p>General eligibility: minimum term set by judge</p> <p>First degree arson; first degree robbery; second degree robbery: between one-half and seven-tenths of maximum term</p> <p>Child endangerment: between three-tenths and seven-tenths of maximum term</p> <p>Attempted murder; DUI vehicular homicide; second degree murder; second degree sex abuse; and second degree kidnapping: court determines eligibility date</p>	<i>No exclusions set forth in state parole statutes</i>
Kansas	Abolished in 1993	
Kentucky	<p>The initial eligibility review is based on sentence length:</p> <ul style="list-style-type: none"> - <u>Up to a 23 month sentence:</u> review after serving 4 months - <u>2 years - 39 years sentence:</u> review after serving 20% - <u>Sentence of more than 39 years:</u> review after 8 years <p>Non-violent offender convicted of a class D felony with an aggregate sentence of 1-5 years: 15% or 2 months, whichever is longer</p> <p>Persistent felony offender in conjunction with a Class A, B, or C felony: 10 years</p> <p>Violent offenses listed in 501 Ky. Admin. Regs. 1:030: 85% of term or 20 years, whichever is less</p> <p>Life sentence: minimum term or 20 years (if no minimum term)</p> <p>Aggravated trafficking of a controlled substance: 50% of term¹⁵⁹</p>	<i>No exclusions set forth in state parole statutes</i>

State ¹⁵³	Time Served Requirements Prior to Parole Eligibility ¹⁵⁴	Statutory Exclusions ¹⁵⁵
Louisiana	<p>General eligibility: after serving 25% of sentence</p> <p>Violent offense and no prior convictions for a crime of violence or sex offense: after serving 65% of sentence</p> <p>Sex offense (first or second conviction); second conviction for crime of violence: after serving 75% of sentence</p> <p>Life sentences:</p> <ul style="list-style-type: none"> - If under 18 at the time of the offense and sentenced to life: after serving 30 years, <u>except</u> those who were: <ul style="list-style-type: none"> ▪ Convicted of first or second degree murder and indicted prior to 8/1/17: after serving 25 years ▪ Convicted of second degree murder and indicted on or after 8/1/17: after serving 25 years - Life sentence, with or without parole, and has not been convicted of a crime of violence as defined by La. Rev. Stat. Ann. 14:2(B) or a sex offense as defined by La. Rev. Stat. Ann. 15:541: <ul style="list-style-type: none"> ▪ If 18 - 24 years old at sentencing: after serving 25 years ▪ If 25 - 34 years old at sentencing: after serving 20 years ▪ If 35 - 49 years old at sentencing: after serving 15 years ▪ If 50+ years old at sentencing: after serving 10 years - Production, manufacturing, distribution, or dispensing or possessing with intent to produce, manufacture, or distribute heroin: after 15 years 	<p>Sentence exclusions:</p> <ul style="list-style-type: none"> - Sentenced as a serial sexual offender - Third or subsequent conviction for a crime of violence or sex offense. - Third or subsequent felony conviction when the third felony and any two of the prior felonies are for violence, sex offense, violation of dangerous substance law, or any offense punishable by imprisonment for 12 years
Maine	Abolished in 1976	
Maryland	<p>General eligibility: one-fourth of aggregate term</p> <p>Violent offenses: after serving one-half of sentence for the violent crimes, <u>or</u> after serving one-fourth of total aggregate sentence</p> <p>Life sentence for:</p> <ul style="list-style-type: none"> - Offenses committed before 10/1/21: after serving 15 years - Offenses committed after 10/1/21: after serving 25 years - First degree murder under Md. Code Ann., Crim. Law §§ 2-303 or 2-304: after serving 25 years 	<p><i>No exclusions set forth in state parole statutes</i></p>

State ¹⁵³	Time Served Requirements Prior to Parole Eligibility ¹⁵⁴	Statutory Exclusions ¹⁵⁵
Massachusetts	<p>General Eligibility: minimum term imposed by court</p> <p>Previously twice convicted of a felony for a term not less than 3 years (except for crimes listed under Mass. Gen. Laws ch. 279, § 25(b)): two-thirds of maximum sentence</p> <p>Life Sentence for second degree murder or life sentence for first degree murder committed when 14-18 years of age: minimum term fixed by the court¹⁶⁰</p>	<p>Sentence exclusions:</p> <ul style="list-style-type: none"> - Life sentence for first degree murder (committed after age 18) - Convicted two times previously of violent offenses listed under Mass. Gen. Laws ch. 279, § 25(b)) - Serving multiple life sentences for separate & distinct incidents
Michigan	<p>General Eligibility: minimum term imposed by court</p> <p>Life Sentence: dependent on crime type and crime date (ranging from 10-20 years)</p> <ul style="list-style-type: none"> - Sentencing judge can object to release 	<p>Sentence exclusions:</p> <ul style="list-style-type: none"> - Life sentence for first degree murder
Minnesota	Abolished in 1982	
Mississippi	<p>Nonviolent crimes and non-habitual drug offenses: 25% or 10 years, whichever is less</p> <p>Violent crimes without a weapon: 50% or 20 years, whichever is less</p> <p>Robbery with a deadly weapon; drive by shooting; carjacking: 60% or 25 years, whichever is less</p> <p>Life Sentence: 10 years</p>	<p>Offense exclusions</p> <ul style="list-style-type: none"> - Capital murder - Sex offender as defined in Miss. Code Ann. § 45-33-23 - First degree murder - Second degree murder - Human trafficking - Drug trafficking (aggravated trafficking) <p>Sentence exclusions:</p> <ul style="list-style-type: none"> - Habitual offender
Missouri	<p>General eligibility: statutory minimums</p> <ul style="list-style-type: none"> - If no statutory minimums, the minimum eligibility requirements may be established by Parole Board policy. <p>Offense(s) committed prior to the age of 18:</p> <ul style="list-style-type: none"> - Sentenced to 15 or more years for an offense other than first degree or capital murder: after serving 15 years <p>Life without parole before 8/28/16: after serving 25 years</p> <p>Life or a term of 30 to 40 years for first degree murder after 8/28/16: after serving 25 years</p>	<p>Offense exclusions:</p> <ul style="list-style-type: none"> - First degree murder¹⁶¹ - Persistent sexual offender¹⁶² - Tampering with a victim or witness¹⁶³
Montana	<p>General eligibility: one-fourth of full term</p> <p>Life sentence: 30 years</p>	<p><i>No exclusions set forth in state parole statutes</i></p>

State ¹⁵³	Time Served Requirements Prior to Parole Eligibility ¹⁵⁴	Statutory Exclusions ¹⁵⁵
Nebraska	General eligibility: one-half of minimum term, unless mandatory minimum	<i>No exclusions set forth in state parole statutes</i>
Nevada	General eligibility: after serving minimum term imposed Under 18 years old at the time of the offense: <ul style="list-style-type: none"> - If offense resulted in the death of the victim: after serving 15 years - If offense <u>did not</u> result in the death of the victim: after serving 20 years 	<i>No exclusions set forth in state parole statutes</i>
New Hampshire	General eligibility: minimum portion of sentence plus any “disciplinary period” of incarceration a judge has imposed ¹⁶⁴ Life sentence (for crimes other than first degree murder): may be given a life permit at any time after having served 18 years plus any disciplinary period added by the judge <ul style="list-style-type: none"> - <u>Exception:</u> murder which was psycho-sexual in nature and committed prior to April 15, 1974 must serve 40 years 	Offense exclusions: <ul style="list-style-type: none"> - 1st degree murder Sentence exclusions: <ul style="list-style-type: none"> - Life sentence for persons previously convicted of 2 or more felonious sexual assaults
New Jersey	General eligibility: judicial or statutory mandatory minimum term <ul style="list-style-type: none"> - If no mandatory minimum: one-third of the sentence Second offense: one-third of maximum sentence Third offense: one-half of maximum sentence Fourth offense: two-thirds of maximum sentence Controlled Dangerous Substance: one-third of sentence Life sentence: minimum term or 25 years if no minimum term Offense where aggravating factors substantially outweigh the mitigating factors: the court may fix a term up to one-half of maximum	Offense exclusions: <ul style="list-style-type: none"> - Homicide of a peace officer - Homicide of a child under 14 - Aggravated homicide - Numerous crimes listed under “No Early Release Act”¹⁶⁵
New Mexico	Abolished in 1979	
New York	Indeterminate sentence: after the expiration of the minimum or aggregate minimum period of the sentence(s)	Sentence exclusions: <ul style="list-style-type: none"> - Definite sentence
North Carolina	Abolished in 1994	
North Dakota	General eligibility: determined by the Parole Board Violent offenses: minimum term ¹⁶⁶ Life for a class AA felony: 30 years ¹⁶⁷	<i>No exclusions set forth in state parole statutes</i>
Ohio	Abolished in 1996	
Oklahoma	Offenses committed <u>after</u> 11/01/18: one-fourth of sentence Offenses committed <u>between</u> 7/1/98 and 11/01/18: one-third of sentence Felony offenses listed under Okla. Stat. tit. 21, § 13.1: 85% of imposed sentence <ul style="list-style-type: none"> - Not eligible for other sentence credits 	<i>No exclusions set forth in state parole statutes</i>
Oregon	Abolished in 1989	

State ¹⁵³	Time Served Requirements Prior to Parole Eligibility ¹⁵⁴	Statutory Exclusions ¹⁵⁵
Pennsylvania	General Eligibility: minimum term of imprisonment	Sentence exclusions: – Life sentence
Rhode Island	General eligibility: one-third of sentence Habitual criminal: minimum term of imposed sentence First degree or second degree murder after 7/1/15: 50% of sentence Life sentence: varies from 10 - 25 years	<i>No exclusions set forth in state parole statutes</i>
South Carolina	General eligibility for non-violent offenses: one-fourth of sentence General eligibility for violent offenses: one-third of sentence Second degree sexual exploitation of a minor; participating in prostitution of a minor: after 2 years Convicted of offense against household member, but can be identified as a victim of prior domestic abuse suffered at the hands of household member: after one-fourth of sentence ¹⁶⁸ Life sentence or 40+ year sentence: 10 years	Offense exclusions: – A, B, or C felony – Offense exempt from classification (S.C. Code Ann. § 16-1-10 (D)) Sentence exclusions: – Second or subsequent conviction for a violent crime
South Dakota	General Eligibility: based on felony class, number of prior felony convictions, and whether the offense was violent or non-violent	Sentence exclusions: – Life sentence
Tennessee	Especially mitigated offender: eligible after serving 20% or 30% (specified in court order; if not specified then after 20%) Range I standard offender: eligible after 30% Range II standard offender: eligible after 35% Range III persistent offender: eligible after serving 45% Career offender: eligible after serving 60%: Aggravated vehicular homicide: eligible after 60% Aggravated assault resulting in death; carjacking: eligible after 75% Attempted first degree murder; aggravated burglary; aggravated child neglect or endangerment; aggravated robbery; manufacture, delivery, or sale of a controlled substance (classified as class A, B, or C felony) and has two or more prior convictions for same offense; unlawful possession of a firearm by a person convicted of a crime of violence or felony drug offense; unlawfully providing a handgun to juvenile: eligible after 85%	Offense exclusions: – Felony offenses listed in Tenn. Code Ann. § 40-35-501(aa)

State ¹⁵³	Time Served Requirements Prior to Parole Eligibility ¹⁵⁴	Statutory Exclusions ¹⁵⁵
Texas	<p>General Eligibility: one-fourth of sentence imposed or 15 years, whichever is less</p> <p>Continuous trafficking of persons, engaging in organized criminal activity, 1st degree felony (any), murder, agg. kidnapping, indecency with a child, sexual assault, agg sexual assault, 1st degree injury to child/elderly/disabled, agg robbery, burglary with intent to commit felony, agg promotion of prostitution, compelling prostitution, sexual performance of a child, and specified drug offenses: one-half of sentence or 30 years, whichever is less</p> <p>Life sentence for capital felony: 40 years</p> <p>Life sentence and habitual offender: 35 years</p> <p>Increased punishment under the Health and Safety Code (drug free zone): 5 years or sentenced term, whichever is less</p>	<p>Offense exclusions:</p> <ul style="list-style-type: none"> - Continuous sexual abuse of young children - Aggravated sexual assault involving children - Trafficking a child
Utah	<p>Eligibility is based on the offense class, unless there is a mandatory minimum:</p> <ul style="list-style-type: none"> - Third degree felony (non-sex offense) or class A misdemeanor: 3 months - Third degree felony (sex offense): 6 months - Second degree felony (non-sex offense): 6 months - Second degree Felony (sex offense): 1 year - First degree felony: based on length of sentence <ul style="list-style-type: none"> ▪ <u>Minimum sentence is 3 years or less:</u> 1 year ▪ <u>Minimum sentence 3-10 years or less:</u> 3 years ▪ <u>Minimum sentence 10-15 years:</u> 7 years ▪ <u>Minimum sentence of 15+ years:</u> 12 years - Life without parole: the Board may parole a person sentenced to life in prison without parole if the Board finds by clear and convincing evidence that the person is permanently incapable of being a threat to the safety of society 	<p><i>No exclusions set forth in state parole statutes</i></p>
Vermont	<p>General Eligibility: Minimum term or aggregate minimum</p> <ul style="list-style-type: none"> - If no minimum term, then eligible after 12 months 	<p><i>No exclusions set forth in state parole statutes</i></p>
Virginia	Abolished in 1995	
Washington	Abolished in 1984	

State ¹⁵³	Time Served Requirements Prior to Parole Eligibility ¹⁵⁴	Statutory Exclusions ¹⁵⁵
West Virginia	<p>Indeterminate sentence: minimum term imposed by the court</p> <p>Definitive Sentence: one-fourth of sentence</p> <p>Use, presentment or brandishing firearm during a felony: 3 years or maximum sentence, whichever is less</p> <p>Use, presentment or brandishing firearm during a robbery (or attempted robbery): 5 years or one-third of definite term, whichever is greater</p> <p>Life sentence: after 10 years; If previously convicted twice for a felony, then eligible after 15 years</p>	<p>Offense exclusions:</p> <ul style="list-style-type: none"> - Two separate convictions for first degree murder, second degree murder, or first degree sexual assault
Wisconsin	Abolished in 1999	
Wyoming	<p>General eligibility: minimum term imposed by the court</p> <p>Juveniles sentenced to life:</p> <ul style="list-style-type: none"> - after serving 25 years, <u>or</u> - term of years of commuted sentenced 	<p>Offense exclusions:</p> <ul style="list-style-type: none"> - Attempted, committed, or assisted with an escape - Assault with a deadly weapon upon any officer, employee, or inmate of any institution <p>Sentence exclusions:</p> <ul style="list-style-type: none"> - Life sentence for offense committed after the age of 18

Table prepared by Crime Commission staff based on legal analysis as of July 2022.

GERIATRIC PAROLE IN VIRGINIA

Authority: [Va. Code § 53.1-40.01](#)

Eligibility:

- Any person age 65 or older who has served at least 5 years of their sentence; or,
- Any person age 60 or older who has served at least 10 years of their sentence.¹⁶⁹

Exclusions:

- Any conviction for a Class 1 felony.¹⁷⁰

Decision Process:

- Pursuant to the Virginia Code, a person must file a petition for conditional release;¹⁷¹ however, as of 2014, the Parole Board has considered persons who are eligible for geriatric parole automatically without requiring a petition to be filed.¹⁷²

Data:

- There were 820 persons eligible for geriatric parole as of July 31, 2022.¹⁷³

Table 11: Geriatric Parole Decisions, Grants, and Grant Rate, CY2018-CY2021

Calendar Year	Total Decisions	Total Grants	Grant Rate
2018	725 ¹⁷⁴	55 ¹⁷⁵	8%
2019	759 ¹⁷⁶	24 ¹⁷⁷	3%
2020	901 ¹⁷⁸	77 ¹⁷⁹	9%
2021*	566 ¹⁸⁰	21 ¹⁸¹	4%

Source: Virginia Parole Board. Table prepared by Crime Commission staff.

*CY2021 includes data up to September 30, 2021.

Research Findings: Geriatric Parole (*as of July 2022*)

Twelve (12) states have geriatric parole.

- Alaska, California, Colorado Georgia, Louisiana, Maryland, Mississippi, Nevada, Oklahoma, South Dakota, Texas, and Virginia.

The minimum age and time served requirements before a person becomes eligible for geriatric parole vary across the twelve (12) states with geriatric parole.

Of the twelve (12) states that have geriatric parole, two (2) states do not exclude any specific offenses or sentence types from parole eligibility in their parole statutes.¹⁸²

- Georgia and South Dakota.

In addition to the twelve (12) states with geriatric parole, nine (9) other states have laws which treat a person's age as a qualifying condition, in conjunction with a disease or illness, for purposes of medical parole.¹⁸³

- Alabama, Connecticut, Missouri, New Mexico, North Carolina, Oregon, South Carolina, Utah, and Wyoming.

Table 12: State Comparison: Geriatric Parole

State ¹⁸⁴	Minimum Age	Minimum Sentence Served	Statutory Exclusions ¹⁸⁵
Alaska	60	10 years	<ul style="list-style-type: none"> - Unclassified felony - Felony sex offense
California	50	20 years	<ul style="list-style-type: none"> - First degree murder of a peace officer - Persons convicted of a prior serious or violent felony as defined in Cal. Penal Code § 1170.12 - Habitual criminals as described in Cal. Penal Code § 667
Colorado	64	20 years	<ul style="list-style-type: none"> - Class 1 or 2 felony for a crime defined in Col. Rev. Stat. § 24-4.1-302(1) - Unlawful sexual behavior - Crimes involving domestic violence - Stalking
Georgia	62	None	<i>No exclusions set forth in state parole statutes</i>
Louisiana	45	20 years ¹⁸⁶	<ul style="list-style-type: none"> - Crime of violence - Felony sex offense
	60	10 years	
Maryland	60	15 years	<ul style="list-style-type: none"> - Crime requiring sex offender registration
Mississippi	60	10 years <u>and</u> a minimum of one-fourth of the total sentence imposed	<ul style="list-style-type: none"> - Habitual offender - Crime of violence - Trafficking in controlled substance - Felony sex offense
Nevada	65	Majority of the maximum term of the sentence	<ul style="list-style-type: none"> - Crime of violence - Crime against a child as defined in Nev. Rev. Stat. Ann. § 179D.0357 - Sex offense as defined in Nev. Rev. Stat. Ann. § 179D.097 - Causing bodily harm or death while driving under the influence (on highway or off highway) - Habitual offender
Oklahoma	60	10 years <u>or</u> one-third of sentence, whichever is less	<ul style="list-style-type: none"> - Violent offenses as defined in Okla. Stat. tit. 21, § 13.1 - Persons required to register as a sex offender
South Dakota ¹⁸⁷	70	30 years	<p><i>No exclusions set forth in state parole statutes</i></p> <p>Note: persons become ineligible for compassionate parole (geriatric or medical parole) once reaching their parole eligibility date or initial parole eligibility date.</p>

State ¹⁸⁴	Minimum Age	Minimum Sentence Served	Statutory Exclusions ¹⁸⁵
Texas	65	None	<ul style="list-style-type: none"> - Persons serving a sentence for an aggravated offense of a violent or sexual nature will be considered <u>only</u> if they are terminally ill or in need of long-term care. - Persons with convictions requiring them to register under the Sex Inmate Registration Program are eligible for medically recommended intensive supervision consideration <u>only</u> if they are in a “persistent vegetative state” or have an “organic brain syndrome with significant total mobility impairment
Virginia	60	10 years	<ul style="list-style-type: none"> - Class 1 felony
	65	5 years	

Table prepared by Crime Commission staff based on legal analysis as of July 2022.

TERMINALLY ILL PAROLE IN VIRGINIA

Authority: [Va. Code § 53.1-40.02](#) (effective 3/1/21)

Eligibility requirements:

- The person must be “terminally ill,” meaning that they have:
 - A chronic or progressive medical condition caused by injury, disease, or illness;
and,
 - A medical prognosis of death within 12 months.

Exclusions:

- Various exclusions set forth in Va. Code § 53.1-40.02(C).¹⁸⁸

Decision Process:

- The decision whether to grant or deny parole is made by the Parole Board following a petition for conditional release.¹⁸⁹

Data:

- Staff does not have any data on the number of persons who are eligible for or who have been granted terminally ill parole.

Research Findings: Medical and Terminally Ill Parole (as of July 2022)

Thirty-six (36) states have medical parole for persons regardless of whether they are terminally ill.

- Alabama, Alaska, Arkansas, California, Colorado, Connecticut, Florida, Hawaii, Idaho, Illinois, Kansas, Kentucky, Louisiana, Maine, Maryland, Massachusetts, Michigan, Mississippi, Missouri, Montana, Nebraska, Nevada, New Hampshire, New Jersey, New Mexico, North Carolina, North Dakota, Oklahoma, Oregon, Rhode Island, South Carolina, South Dakota, Texas, Utah, Vermont, and Wyoming.

Four (4) states provide that a terminal illness is the only medical condition that makes a person eligible for parole for a health-related reason.

- Georgia, Minnesota, New York, and Virginia.

Of the forty (40) states with either medical or terminally ill parole, at least twenty-three (23) states do not exclude any specific offenses or sentence types from parole eligibility in their parole statutes.¹⁹⁰

- Florida, Georgia, Hawaii, Idaho, Illinois, Kentucky, Maryland, Massachusetts, Minnesota, Missouri, Montana, Nebraska, Nevada, New Hampshire, North Dakota, Oklahoma, Oregon, Rhode Island, South Carolina, South Dakota, Utah, Vermont, and Wyoming.

Table 13: State Comparison: Medical and Terminally Ill Parole

State ¹⁹¹	Conditions to qualify ¹⁹²	Time served requirements	Statutory Exclusions ¹⁹³
Alabama	<ul style="list-style-type: none"> • Permanently incapacitated • Terminally ill • Age 60 or older <u>and</u> meets <u>all</u> of the following requirements: <ul style="list-style-type: none"> – Has a chronic life threatening illness, or chronic debilitating disease relating to aging. – Requires assistance with a necessary daily life function. – Poses a low risk to the community. – Not a danger to self or society. 	<ul style="list-style-type: none"> • Violent offenders must serve one-third of sentence or 10 years, whichever is less. 	<ul style="list-style-type: none"> • Capital offenses • Sex offenses
Alaska	<ul style="list-style-type: none"> • Severely medically or cognitively disabled 	<p><i>No time served requirements set forth in state parole statutes</i></p>	<ul style="list-style-type: none"> • First, second, and third degree sexual assault • First, second, and third degree sexual abuse of a minor
Arkansas	<ul style="list-style-type: none"> • Terminally ill • Permanently incapacitated 	<p><i>No time served requirements set forth in state parole statutes</i></p>	<ul style="list-style-type: none"> • Sex offenses requiring registration <u>and</u> was assessed a Level 3 or higher or the victim was under the age of 14
California	<ul style="list-style-type: none"> • Permanently medically incapacitated 	<p><i>No time served requirements set forth in state parole statutes</i></p>	<ul style="list-style-type: none"> • First degree murder of a peace officer
Colorado	<ul style="list-style-type: none"> • Chronic, permanent, terminal, or irreversible physical illness, condition, disease, or a behavioral or mental health disorder • Age 55 or older <u>and</u> meets <u>all</u> of the following requirements: <ul style="list-style-type: none"> • suffering from a chronic infirmity, illness, condition, disease, or behavioral or mental health disorder • Incapacitated to the extent to be unlikely to pose a risk to public safety. 	<ul style="list-style-type: none"> • Sentenced to life with the possibility of parole for a class 1 felony: must serve least 20 years. <ul style="list-style-type: none"> – Class 2 felony crime of violence: must serve 10 years <p><u>Exception:</u> Time served requirements do not apply to those terminally ill with a life expectancy of 12 months or less.</p>	<p><i>No exclusions set forth in state parole statutes</i></p>

State ¹⁹¹	Conditions to qualify ¹⁹²	Time served requirements	Statutory Exclusions ¹⁹³
Connecticut	<ul style="list-style-type: none"> • Suffering from a terminal condition, disease or syndrome and is so debilitated or incapacitated to be physically incapable of presenting a danger to society. • So physically or mentally debilitated, incapacitated or infirm as a result of advanced age or as a result of a condition, disease, or syndrome that is not terminal, as to be physically incapable of presenting a danger to society. 	<p><i>No time served requirements set forth in state parole statutes</i></p>	<ul style="list-style-type: none"> • Murder with special circumstances on or after 4/25/2012 • Capital felony before 4/25/2012
Florida	<ul style="list-style-type: none"> • Permanently incapacitated • Terminally ill 	<p><i>No time served requirements set forth in state parole statutes</i></p>	<p><i>No exclusions set forth in state parole statutes</i></p>
Georgia	<ul style="list-style-type: none"> • Entirely incapacitated due to debilitating terminal illness 	<p><i>No time served requirements set forth in state parole statutes</i></p>	<p><i>No exclusions set forth in state parole statutes</i></p>
Hawaii	<ul style="list-style-type: none"> • Seriously debilitating medical condition for which treatment is not available in prison • Terminal disease 	<p><i>No time served requirements set forth in state parole statutes</i></p>	<p><i>No exclusions set forth in state parole statutes</i></p>
Idaho	<ul style="list-style-type: none"> • Permanently incapacitated • Terminally ill 	<p><i>No time served requirements set forth in state parole statutes</i></p>	<p><i>No exclusions set forth in state parole statutes</i></p>
Illinois	<ul style="list-style-type: none"> • Terminal illness • Medical incapacity within the next 6 months • Medically incapacitated subsequent to sentencing due to illness or injury. 	<p><i>No time served requirements set forth in state parole statutes</i></p>	<p><i>No exclusions set forth in state parole statutes</i></p>
Kansas	<ul style="list-style-type: none"> • Incapacitation Release <ul style="list-style-type: none"> – A person deemed functionally incapacitated by the Prisoner Review Board • Terminal Medical Release <ul style="list-style-type: none"> – Terminal condition likely to cause death within 30 days 	<p><i>No time served requirements set forth in state parole statutes</i></p>	<p>Terminal Medical Release:</p> <ul style="list-style-type: none"> • Capital murder • First degree murder • Terrorism • Illegal use of weapons of mass destruction • Treason

State ¹⁹¹	Conditions to qualify ¹⁹²	Time served requirements	Statutory Exclusions ¹⁹³
Kentucky	<ul style="list-style-type: none"> Terminal medical condition Severe chronic lung disease End-stage heart disease Severe neuro-muscular disease such as multiple sclerosis; Severely limited mobility as a result of stroke, disease, or trauma Dependent on external life support systems and would not pose a threat to society if paroled. 	<p><i>No time served requirements set forth in state parole statutes</i></p>	<p><i>No exclusions set forth in state parole statutes</i></p>
Louisiana	<ul style="list-style-type: none"> Permanently disabled Terminally ill 	<p><i>No time served requirements set forth in state parole statutes</i></p>	<ul style="list-style-type: none"> First degree murder Second degree murder
Maine	<ul style="list-style-type: none"> Severely incapacitating medical condition Terminal medical condition 	<p><i>No time served requirements set forth in state parole statutes</i></p>	<ul style="list-style-type: none"> Persons likely to have contact with their previous victim of domestic violence, sex offense, or child abuse, unless granted a waiver.
Maryland	<ul style="list-style-type: none"> Debilitated or incapacitated by a medical or mental health condition, disease, or syndrome 	<p><i>No time served requirements set forth in state parole statutes</i></p>	<p><i>No exclusions set forth in state parole statutes</i></p>
Massachusetts	<ul style="list-style-type: none"> Permanently incapacitated Terminally ill 	<p><i>No time served requirements set forth in state parole statutes</i></p>	<p><i>No exclusions set forth in state parole statutes</i></p>
Michigan	<ul style="list-style-type: none"> Medically frail 	<p><i>No time served requirements set forth in state parole statutes</i></p>	<ul style="list-style-type: none"> First degree criminal sexual conduct
Minnesota	<ul style="list-style-type: none"> Grave illness or medical condition 	<p><i>No time served requirements set forth in state parole statutes</i></p>	<p><i>No exclusions set forth in state parole statutes</i></p>
Mississippi	<ul style="list-style-type: none"> Significant and permanent physical medical condition 	<p><i>No time served requirements set forth in state parole statutes</i></p>	<ul style="list-style-type: none"> Sex offenders An offender who has served not less than one year <ul style="list-style-type: none"> – <u>Exception</u>: Non-violent offender who is bedridden may qualify regardless of the time served on sentence.

State ¹⁹¹	Conditions to qualify ¹⁹²	Time served requirements	Statutory Exclusions ¹⁹³
Missouri	<ul style="list-style-type: none"> • Terminal illness • Confinement greatly endangers or shortens life • Advanced age to the extent that the offender is in need of long-term nursing home care. 	<i>No time served requirements set forth in state parole statutes</i>	<i>No exclusions set forth in state parole statutes</i>
Montana	<ul style="list-style-type: none"> • Medical condition requiring extensive medical attention • Terminal illness 	<i>No time served requirements set forth in state parole statutes</i>	<i>No exclusions set forth in state parole statutes</i>
Nebraska	<ul style="list-style-type: none"> • Permanently incapacitated • Terminal illness 	<i>No time served requirements set forth in state parole statutes</i>	<i>No exclusions set forth in state parole statutes</i>
Nevada	<ul style="list-style-type: none"> • Physically incapacitated • Terminal illness 	<i>No time served requirements set forth in state parole statutes</i>	<i>No exclusions set forth in state parole statutes</i>
New Hampshire	<ul style="list-style-type: none"> • Terminal medical condition • Debilitating medical condition • Incapacitating medical condition • incurable medical condition 	<i>No time served requirements set forth in state parole statutes</i>	<i>No exclusions set forth in state parole statutes</i>
New Jersey	<ul style="list-style-type: none"> • Medical conditions rendering person permanently unable to perform activities of basic daily living and requires 24-hour care • Terminal condition, disease, or syndrome • Permanent physical incapacity 	<i>No time served requirements set forth in state parole statutes</i>	Attempted or completed: <ul style="list-style-type: none"> • Murder • Manslaughter • Kidnapping • Aggravated sexual assault • Robbery where there was an attempt to kill or inflict serious bodily injury or was armed with or threatened immediate use of a deadly weapon • Aggravated arson • Endangering the welfare of a child

State ¹⁹¹	Conditions to qualify ¹⁹²	Time served requirements	Statutory Exclusions ¹⁹³
New Mexico	<ul style="list-style-type: none"> • Permanently incapacitated • Terminally ill • Age 65 or older <u>and</u> meets <u>all</u> of the following requirements: <ul style="list-style-type: none"> – Suffers from a chronic infirmity, illness or disease related to aging – Does not constitute a danger to self or others 	<p><i>No time served requirements set forth in state parole statutes</i></p> <p>Note: Persons who have not served minimum sentence <u>may</u> be considered for medical parole</p>	<ul style="list-style-type: none"> • First degree murder
New York	<ul style="list-style-type: none"> • Terminal condition, disease or syndrome 	<ul style="list-style-type: none"> • Persons convicted of the following offenses must serve 50% of minimum term: <ul style="list-style-type: none"> – Second degree murder – First degree manslaughter – Sex offenses specified in N.Y. Penal Law Art. 130 	<ul style="list-style-type: none"> • First degree murder • Attempt or conspiracy to commit murder in the first degree
North Carolina	<ul style="list-style-type: none"> • Permanently and totally disabled • Terminally ill • Age 65 or older <u>and</u> suffers from chronic infirmity, illness, or disease related to aging that has progressed such that the person is incapacitated to the extent that they do not pose a public safety risk. 	<p><i>No time served requirements set forth in state parole statutes</i></p>	<ul style="list-style-type: none"> • Capital felony • Class A, B1, or B2 felony • Persons convicted of an offense that requires registration
North Dakota	<ul style="list-style-type: none"> • Serious medical condition • Terminal medical condition 	<p><i>No time served requirements set forth in state parole statutes</i></p>	<p><i>No exclusions set forth in state parole statutes</i></p>
Oklahoma	<ul style="list-style-type: none"> • Medically frail • Medically vulnerable • Dying or is near death • Medical condition has rendered the person no longer an unreasonable threat to public safety 	<p><i>No time served requirements set forth in state parole statutes</i></p>	<p><i>No exclusions set forth in state parole statutes</i></p>
Oregon	<ul style="list-style-type: none"> • Severe medical condition (including terminal illness) • Elderly and permanently incapacitated where prisoner cannot move from place to place without the assistance of another person. 	<p><i>No time served requirements set forth in state parole statutes</i></p>	<p><i>No exclusions set forth in state parole statutes</i></p>

State ¹⁹¹	Conditions to qualify ¹⁹²	Time served requirements	Statutory Exclusions ¹⁹³
Rhode Island	<ul style="list-style-type: none"> • Terminally ill • Severely ill • Permanently physically incapacitated 	<p><i>No time served requirements set forth in state parole statutes</i></p>	<p><i>No exclusions set forth in state parole statutes</i></p>
South Carolina	<ul style="list-style-type: none"> • Permanently incapacitated • Terminally ill • Age 70 or older <u>and</u> suffers from chronic infirmity, illness, or disease related to aging, which has progressed so the person is incapacitated as determined by a licensed physician to the extent that they do not pose a public safety risk. 	<p><i>No time served requirements set forth in state parole statutes</i></p>	<p><i>No exclusions set forth in state parole statutes</i></p>
South Dakota	<ul style="list-style-type: none"> • Seriously ill and not likely to recover • Terminal illness • Requiring extensive medical care or significant chronic medical care 	<p><i>No time served requirements set forth in state parole statutes</i></p>	<p><i>No exclusions set forth in state parole statutes</i> Note: After reaching parole eligibility date persons become ineligible for medical parole.</p>
Texas	<ul style="list-style-type: none"> • Terminal illness • Persistent vegetative state • Disability or age requiring long term care 	<p><i>No time served requirements set forth in state parole statutes</i></p>	<ul style="list-style-type: none"> • Violent felony • Felony sex offenses
Utah	<ul style="list-style-type: none"> • A person’s public safety and recidivism risk is significantly reduced due to the effects or symptoms of advancing age, medical infirmity, disease, or disability, or mental health disease or disability • Person suffers from a serious and persistent medical condition which requires extensive medical attention, nursing home care, or palliative care. 	<p><i>No time served requirements set forth in state parole statutes</i></p>	<p><i>No exclusions set forth in state parole statutes</i></p>
Vermont	<ul style="list-style-type: none"> • Terminal illness • Serious medical condition 	<p><i>No time served requirements set forth in state parole statutes</i></p>	<p><i>No exclusions set forth in state parole statutes</i></p>
Virginia	<ul style="list-style-type: none"> • Terminal illness 	<p><i>No time served requirements set forth in state parole statutes</i></p>	<ul style="list-style-type: none"> • Class I felony • Offenses listed in Va. Code § 53.1-40.2(c)

State ¹⁹¹	Conditions to qualify ¹⁹²	Time served requirements	Statutory Exclusions ¹⁹³
Wyoming	<ul style="list-style-type: none"> • Serious incapacitating medical need • Permanently physically incapacitated • Terminal illness • Incapacitated by age to the extent that deteriorating physical or mental health substantially diminishes the ability to provide self-care within a correctional facility 	<p><i>No time served requirements set forth in state parole statutes</i></p>	<p><i>No exclusions set forth in state parole statutes</i></p>

Table prepared by Crime Commission staff based on legal analysis as of July 2022.

JUVENILE PAROLE IN VIRGINIA

Statute: [Va. Code § 53.1-165.1\(E\)](#) (effective July 1, 2020)

Eligibility:

- Any person sentenced to life in prison for an offense committed while they were under the age of 18 who has served at least 20 years their sentence; and,
- Any person who received an active sentence of 20 or more years for an offense committed while they were under the age of 18 who has served at least 20 years of such sentence.¹⁹⁴

Exclusions:

- None.¹⁹⁵

Decision Process:

- Persons eligible for juvenile parole do not have to petition for consideration. These individuals' cases are automatically reviewed by the Parole Board, and a determination is made whether to grant or deny parole.¹⁹⁶

Data:

- There were approximately 144 persons eligible for juvenile parole as of July 31, 2022.¹⁹⁷
- Between January 1, 2021, and September 30, 2021, the Virginia Parole Board made 97 decisions on persons eligible for juvenile parole. The Board granted parole to 8 of these persons, which was an 8% grant rate.¹⁹⁸

YOUTHFUL OFFENDER PAROLE IN VIRGINIA

Authority: [Va. Code § 19.2-311](#)

Eligibility

- The conviction must be the person's first conviction;¹⁹⁹
- The conviction must be for a felony offense, except for the excluded offenses below, which was committed before the person became 21 years of age;²⁰⁰ and,
- The court must consider the person to be capable of returning to society as a productive citizen following a reasonable amount of rehabilitation.²⁰¹

Exclusions:

- Felony convictions for aggravated murder (§ 18.2-31), murder in the first or second degree (§ 18.2-32), rape (§ 18.2-61), forcible sodomy (18.2-67.1), object sexual penetration (§ 18.2-67.2), or aggravated sexual battery (subdivision A1 of § 18.2-67.3).²⁰²

Parole Eligibility Date:

- A person shall be eligible for release at the discretion of the Parole Board after the Director of the Virginia Department of Corrections certifies that the person has completed a specified rehabilitation program.²⁰³

Decision Process:

- The sentencing court determines whether a person can enter the program, and if the court sentences a person to the program, it must impose an indeterminate sentence of four years followed by at least one and a half years of supervisory parole.²⁰⁴
- The decision whether to grant release is made by the Parole Board.²⁰⁵

Data:

- Per the Virginia Parole Board, there are typically between 70 and 100 persons in the youthful offender program at any given time.²⁰⁶

Research Findings: Juvenile and Youthful Offender Parole in the 16 States that Abolished Discretionary Parole (as of July 2022)²⁰⁷

Juvenile Parole

Of the sixteen (16) states that abolished discretionary parole, six (6) states have enacted laws that make persons who committed a criminal offense as a juvenile eligible for parole.

- Arizona, California, Ohio, Oregon, Virginia, and Washington.

Two (2) of these six (6) states require the person to have been sentenced to life or life without parole in order to be eligible for parole for an offense that was committed as a juvenile.

- Arizona and California.

The amount of time that a person must serve before being eligible for parole for an offense that was committed as a juvenile varies across these six (6) states.

Youthful Offender Parole

Of the sixteen (16) states that abolished discretionary parole, three (3) states have enacted laws that make youthful offenders eligible for parole.

- California, Illinois, and Virginia.

The age limit for persons to qualify as youthful offenders varies in these three (3) states, with Illinois and Virginia having an age limit of 21 years old and California having an age limit of 25 years old.

Table 14: State Comparison: Juvenile and Youthful Offender Parole in the 16 States that Abolished Discretionary Parole²⁰⁸

State ²⁰⁹	Juvenile Parole Eligibility Crime Committed by Person under 18 years old ²¹⁰	Youthful Offender Parole Eligibility Crime committed as a youthful offender (maximum age varies) ²¹¹
Arizona	<p>Juveniles sentenced to life are eligible after serving the minimum sentence</p> <ul style="list-style-type: none"> - If parole is granted, the person is on parole for the remainder of their life unless parole is revoked pursuant to statute. <p><i>No exclusions set forth in state parole statutes</i></p>	None
California	<p>Juveniles sentenced to life without parole are eligible after serving 25 years.</p> <p><i>No exclusions set forth in state parole statutes</i></p>	<p>Persons 25 years old or younger are eligible after serving 15, 20, or 25 years (based on type of sentence).</p> <p>Exclusions:</p> <ul style="list-style-type: none"> - Sentenced to death - Sentenced under three-strike laws
Delaware	None	None
Florida	None	None
Illinois	None	<p>Persons under 21 years old are eligible after serving 10 years for most offenses, <u>except</u>:</p> <ul style="list-style-type: none"> - 1st degree murder and aggravated sexual assault (eligible after 20 years) <p>Exclusions:</p> <ul style="list-style-type: none"> - Predatory criminal sexual assault of a child
Indiana	None	None
Kansas	None	None
Maine	None	None
Minnesota	None	None
New Mexico	None	None
North Carolina	None	None

State ²⁰⁹	Juvenile Parole Eligibility Crime Committed by Person under 18 years old ²¹⁰	Youthful Offender Parole Eligibility Crime committed as a youthful offender (maximum age varies) ²¹¹
Ohio	Eligible after serving 18, 25, or 30 years depending on the offense, or after time specified in the sentence regardless of mandatory time and cannot be limited by sentencing court. Exclusions: - Aggravated homicide	None
Oregon	Juveniles are eligible after serving 15 years, regardless of whether they were sentenced to a mandatory minimum, determinate sentence, or two or more consecutive sentences. <i>No exclusions set forth in state parole statutes</i>	None
Virginia	Eligible after serving 20 years <i>No exclusions set forth in state parole statutes</i>	Persons under 21 years old must be sentenced to the youthful offender program by the court. Exclusions: - Aggravated murder - First or second degree murder - Rape - Forcible sodomy - Object sexual penetration - Aggravated sexual battery
Washington	Eligible after serving 20 years <i>No exclusions set forth in state parole statutes</i>	None
Wisconsin	None	None

Table prepared by Crime Commission staff based on legal analysis as of July 2022.

EARNED SENTENCE CREDITS IN VIRGINIA

Authority:

- [Va. Code § 53.1-202.3](#)
- 2022 Special Session I Budget Bill (Item 404(R)(2)), available at <https://budget.lis.virginia.gov/item/2022/2/HB30/Chapter/1/404/>.

Eligibility:

- Offenders in the earned sentence credit system fall into one of two categories, those under the original earned sentence credit rates and those under the new enhanced earned sentence credit rates. The new enhanced rates took effect July 1, 2022, and are as follows:
 - Original Earned Sentence Credit Rate: the statute and budget language for the new enhanced rates specifically set forth that persons serving a state responsible sentence for specific convictions are excluded from the enhanced rates. These persons are ineligible to receive the enhanced rates on the sentence for the excluded conviction, as well as on any sentence that is concurrent with or consecutive to the sentence for the excluded conviction. These offenders can only continue to earn the original rate of a maximum of 4.5 sentence credits for each 30 days served.²¹²
 - Enhanced Earned Sentence Credit Rate: any person serving a state responsible sentence for a conviction that is not specifically excluded from the enhanced rates can earn a maximum of 15 sentence credits for each 30 days served.²¹³

Credit Accrual Rates:

Table 15: Original versus Enhanced Earned Sentence Credit Rates by Class Level

Class Level	Original Earned Sentence Credit Rate	Enhanced Earned Sentence Credit Rate (<i>eff. 7/1/22</i>)
Level I	4.5 days	15 days
Level II	3.0 days	7.5 days
Level III	1.5 days	3.5 days
Level IV	0 days	0 days

Source: Virginia Department of Corrections. *Operating Procedure 830.3, Good Time Awards*; Va. Code § 53.1 202.3 (July 1, 2022). Table prepared by Crime Commission staff.

Decision Process:

- Sentence reduction credits for both the original earned sentence credit rates and the enhanced earned sentence credit rates are awarded based on the offender’s classification level as assigned by the Virginia Department of Corrections:²¹⁴
 - **Level I:** inmates who participate in and cooperate with all assigned programs AND have no more than one minor correctional infraction and no serious correctional infractions.
 - **Level II:** inmates who participate in and cooperate with all assigned programs, job assignments, and educational curriculums, BUT who require improvement in not more than one area as established by the Department's policies or procedures.
 - **Level III:** inmates who participate in and cooperate with all assigned programs, job assignments, and educational curriculums, BUT require significant improvement in two or more areas as established by the Department's policies or procedures.
 - **Level IV:** inmate willfully fails to participate or cooperate with all assigned programs, job assignments, and educational curriculums, OR causes substantial security or operational problems as established by the Department’s policies or procedures.

Data:

- See *Appendix E* for detailed data on the “Impact of Enhanced Earned Sentence Credits (ESC) on FY2023 Virginia State Responsible (SR) Releases.”

CONDITIONAL PARDONS IN VIRGINIA

Authority: [Constitution of Virginia, Art. V, § 12](#)

Types of Conditional Pardons:

- Conditional pardon: an act to modify or end a sentence imposed by a court that is only available to persons who are currently incarcerated.²¹⁵
- Medical pardon: a conditional pardon that can be granted to incarcerated persons who are terminally ill (life expectancy of three months or less).²¹⁶

Eligibility:

- The person must provide substantial evidence of exceptional circumstances.²¹⁷

Decision Process:

- Members of the Virginia Parole Board investigate and report on pardon petitions at the request of the Governor;²¹⁸ however, the Governor decides whether to grant a pardon.²¹⁹

Data:

Table 16: Total Number of Medical and Conditional Pardons, 2012-2021²²⁰

Year	Number of Medical Pardons	Number of Conditional Pardons
2012	0	3
2013	4	5
2014	4	0
2015	2	5
2016	1	3
2017	4	6
2018	1	0
2019	3	2
2020	1	19
2021	3	73

Source: Office of the Governor of Virginia. Table prepared by Crime Commission staff.

COVID-19 RELEASES IN VIRGINIA (*EXPIRED 7-1-2021*)

Authority:

- 2020 Special Session I Budget Bill (Item 402(W)), available at <https://budget.lis.virginia.gov/item/2020/2/HB5005/Chapter/1/402/>.
- This budget language was adopted November 18, 2020, and expired on July 1, 2021.

Description:

- The Inmate Early Release Plan was developed and implemented by the Virginia Department of Corrections (VADOC), under the authority of VADOC, and in response to the Governor's state of emergency declaration related to the COVID-19 pandemic.²²¹
- The Plan allowed the Director of VADOC to discharge incarcerated persons who had been committed to VADOC, or to place such persons into a lower level of supervision, such as probation or home electronic incarceration, if such persons had less than 1 year remaining on their sentence.²²²

Eligibility Requirements:

- The Governor must have declared a state of emergency in response to a communicable disease that is a public health threat;
- The person must have been in VADOC custody and had less than 1 year remaining on their sentence; and,
- The Director of VADOC must have determined that early discharge or placement would assist in maintaining the health, safety, and welfare of the person, or of other persons in state correctional facilities, and that such discharge was compatible with the interests of society and public safety.²²³

Exclusions:

- The budget language excluded persons convicted of a Class 1 felony or a sexually violent offense as defined in Va. Code § 37.2-900.²²⁴
- Various criteria set forth in the VADOC Inmate Early Release Plan.²²⁵

Decision Process:

- The Director of VADOC made the decision to discharge a person or lower their supervision level.

Data:

- 2,185 persons were released by VADOC per this authority between November 18, 2020, and June 30, 2021.²²⁶

¹ The House Committee on the Courts of Justice referred the following bills to the Crime Commission during the 2020 Regular Session: [HB250](#), [HB430](#), [HB915](#), [HB996](#), [HB1224](#), [SB493](#), and [SB624](#). In addition, the House Committee on Rules referred [HJ30](#) and [SJ9](#) to the Crime Commission. The House Committee on the Courts of Justice referred the following bills to the Crime Commission during the 2020 Special Session: [HB5015](#), [HB5097](#), [HB5100](#), [HB5101](#), and [SB5050](#). The Senate Committee on the Judiciary also referred [SB5016](#) and [SB5103](#) to the Crime Commission.

² The Senate Committee on Rehabilitation and Social Services referred [SB1370](#) to the Crime Commission.

³ Staff performed numerous activities as part of the study, including (i) examination of relevant literature and reports relating to parole; (ii) review of the parole provisions of the Virginia Code in conjunction with the operating procedures of the Virginia Parole Board and the Virginia Department of Corrections; (iii) identification of other provisions within the Virginia Code that allow a person to be released from incarceration prior to serving the full term of their criminal sentence; (iv) consideration of recent changes to Virginia law that may also impact criminal sentencing practices across the Commonwealth; (v) collection of relevant data related to parole and incarceration rates in Virginia; (vi) examination of past and present funding for the Virginia Parole Board; (vii) completion of an extensive review of the parole laws of other states; (viii) observations of the publicly broadcasted parole hearings of other states; and, (ix) consultations with key stakeholders and advocates.

⁴ Staff did not examine mandatory parole, which requires a person to be released when that person has a specific amount of time remaining on their sentence. See, e.g., VA. CODE ANN. § 53.1-159 (2022). Mandatory parole was not reviewed because the bills referred to the Crime Commission focused primarily on discretionary release.

⁵ 2020 Va. Acts ch. 2 and 529. See VA. CODE ANN. § 53.1-165.1(E) (2022).

⁶ 2020 Va. Acts ch. 1200 and 1272. See VA. CODE ANN. § 53.1-165.1(B), (C), and (D) (2022). See also *Fishback v. Commonwealth*, 532 S.E.2d 629, 260 Va. 104 (June 9, 2000).

⁷ 2020 Va. Acts, Sp. Sess. I, ch. 33 and 52. See VA. CODE ANN. § 53.1-40.01 (2022).

⁸ 2021 Va. Acts, Sp. Sess. I, ch. 287 and 545. See VA. CODE ANN. §§ 53.1-136(3)(c), 53.1-136(7), and 53.1-155(B) (2021). 2022 Va. Acts ch. 25 and 26. See VA. CODE ANN. § 2.2-3703(A)(1) (2022). 2022 Va. Acts ch. 141. See VA. CODE ANN. § 53.1-136(7) (2022).

⁹ See, e.g., Bowes, M., & Wilson, P. (2021, March 14). Va. Parole Board scandal: 'It appears that neither the rules nor the laws were followed' in votes to release convicted killers, prosecutor says. *Richmond Times-Dispatch*. Retrieved from https://richmond.com/news/local/crime-and-courts/va-parole-board-scandal-it-appears-that-neither-the-rules-nor-the-laws-were-followed/article_bff17105-202a-520b-9983-5c77976c34bd.html#tracking-source=home-trending.

¹⁰ 2021 Va. Acts, Sp. Sess. I, ch. 552, Item 57(I). Retrieved from

<https://budget.lis.virginia.gov/item/2021/2/HB1800/Reenrolled/1/57/>. See, e.g., Bowles, M. (2021, June 14). Law firm's report says inspector general's lead investigator was "likely biased" in parole board probe, but Republicans cry foul. *Richmond Times-Dispatch*. Retrieved from https://richmond.com/news/local/govt-and-politics/law-firms-report-says-inspector-generals-lead-investigator-was-likely-biased-in-parole-board-probe/article_5ba1aa6f-52eb-5a6b-8075-00b7fa0e8c53.html#tracking-source=home-top-story.

¹¹ Governor of Virginia. (2022). Executive Order 3. Retrieved from

<https://www.governor.virginia.gov/media/governorvirginiagov/governor-of-virginia/pdf/eo/EO-3-Parole-Board.pdf>.

¹² See VA. CODE ANN. § 53.1-159 (2022). Virginia also has mandatory parole; however, per the Virginia Parole Board, releases on mandatory parole are uncommon due to the amount of time that has passed since discretionary parole was abolished.

¹³ As of the date of this report, staff has received data from the Virginia Department of Corrections that is current as of July 31, 2022. Staff last received data from the Virginia Parole Board in October 2021 and is awaiting updated data.

¹⁴ See Appendix F for a table of "Statutory Exclusions Across Early Release Mechanisms in Virginia" which provides a detailed list of offenses that will exclude a person from being eligible for parole or other forms of early release.

¹⁵ VA. CODE ANN. § 19.2-297.1(C) (2022).

¹⁶ Virginia Department of Corrections, personal communication, August 10, 2022.

¹⁷ *Id.*

¹⁸ Crime Commission staff only reviewed juvenile parole statutes in the 16 states that abolished discretionary parole for present-day offenses.

¹⁹ Virginia Department of Corrections, personal communication, August 10, 2022.

²⁰ Crime Commission staff only reviewed youthful offender parole statutes in the 16 states that abolished discretionary parole for present-day offenses.

²¹ Virginia Parole Board, personal communication, October 19, 2021.

²² VA. CODE ANN. § 53.1-136(1) (2022).

²³ VA. CODE ANN. §§ 53.1-136(2) and 53.1-165.1 (2022). See also *Fishback v. Commonwealth*, 532 S.E.2d 629, 260 Va. 104 (June 9, 2000).

²⁴ VA. CODE ANN. § 53.1-136(3)(a) (2022).

²⁵ VA. CODE ANN. § 53.1-136(3)(b) (2022).

²⁶ VA. CODE ANN. § 53.1-136(3)(c) (2022).

²⁷ *Id.*

²⁸ VA. CODE ANN. § 53.1-136(3)(d) (2022).

- ²⁹ VA. CODE ANN. §§ 53.1-136(4) and 53.1-137 (2022).
- ³⁰ VA. CODE ANN. § 53.1-136(5) (2022).
- ³¹ VA. CODE ANN. § 53.1-136(6) (2022).
- ³² VA. CODE ANN. § 53.1-136(7) (2022).
- ³³ VA. CODE ANN. § 53.1-136(8) (2022).
- ³⁴ Virginia Parole Board. (2006, October 1). *Policy manual*. Retrieved from <https://vpb.virginia.gov/files/1107/vpb-policy-manual.pdf>.
- ³⁵ Virginia Parole Board. (1996). *Administrative procedures manual*. Retrieved from <https://vpb.virginia.gov/files/1108/vpb-procedure-manual.pdf>.
- ³⁶ Virginia Parole Board, personal communication, August 9, 2022.
- ³⁷ VA. CODE ANN. § 53.1-134 (2022). At least one of the members of the Virginia Parole Board must be a representative of a crime victims' organization or a victim of crime.
- ³⁸ *Id.* See also VA. CONST. art. V, § 12. The Governor serves a four-year term and is not eligible to be re-elected to a consecutive four-year term.
- ³⁹ VA. CODE ANN. § 53.1-135 (2022). See also VA. CODE ANN. § 53.1-139 (2022). The Virginia Code directs the Chair of the Virginia Parole Board to perform several specific duties.
- ⁴⁰ VA. CODE ANN. § 53.1-135 (2022).
- ⁴¹ *Id.*
- ⁴² VA. CODE ANN. § 53.1-155(A) (2022).
- ⁴³ Virginia Parole Board. *About the Parole Board. The parole process in the Commonwealth of Virginia*. (Viewed July 8, 2022). Retrieved from <https://vpb.virginia.gov/about-the-parole-board/>.
- ⁴⁴ *Id.* See also Virginia Capital Case Clearinghouse. Washington & Lee University School of Law. (2021). *Parole in Virginia, 2021: The final report of the Washington and Lee Law parole representation project*. Retrieved from <https://bloximages.newyork1.vip.townnews.com/dailyprogress.com/content/tncms/assets/v3/editorial/f/92/f92aee94-6951-5491-ba0c-f35bea4801d4/60cd02488d790.pdf.pdf>.
- ⁴⁵ Virginia Parole Board. *About the Parole Board. The parole process in the Commonwealth of Virginia*. (Viewed July 8, 2022). Retrieved from <https://vpb.virginia.gov/about-the-parole-board/>.
- ⁴⁶ VA. CODE ANN. § 53.1-154 (2022).
- ⁴⁷ *Id.*
- ⁴⁸ VA. CODE ANN. § 53.1-155(B) (2022).
- ⁴⁹ *Id.*
- ⁵⁰ *Id.*
- ⁵¹ Virginia Parole Board. *Victim services: Victim notification*. (Viewed August 5, 2022). Retrieved from <https://vpb.virginia.gov/victim-services/>. See also Virginia Department of Corrections. (Viewed July 26, 2022). *VADOC victim notification program*. Retrieved from <https://vadoc.virginia.gov/media/1712/naavi-brochure.pdf>.
- ⁵² *Id.*
- ⁵³ Virginia VINE. (Viewed July 26, 2022). Retrieved from <https://vinelink.vineapps.com/state/VA>.
- ⁵⁴ Virginia Parole Board, personal communication, October 19, 2021.
- ⁵⁵ VA. CODE ANN. § 53.1-155(B) (2022).
- ⁵⁶ Virginia Parole Board. *Victim services*. (Viewed July 20, 2022). Retrieved <https://vpb.virginia.gov/victim-services/>.
- ⁵⁷ *Id.*
- ⁵⁸ Virginia Parole Board, personal communication, October 19, 2021.
- ⁵⁹ *Id.*
- ⁶⁰ *Id.*
- ⁶¹ VA. CODE ANN. § 53.1-136(3)(c) (2022).
- ⁶² *Id.*
- ⁶³ GA. CODE ANN. § 42-9-43(c)(1) (2022).
- ⁶⁴ 730 ILL. COMP. STAT. 5/3-3-4(e) (2022).
- ⁶⁵ N.J. STAT. ANN. § 30:4-123.45(b)(5) (2022).
- ⁶⁶ W. VA. CODE ANN. § 62-12-23(c) (2022).
- ⁶⁷ VA. CODE ANN. § 53.1-154 (2022).
- ⁶⁸ See VA. CODE ANN. § 53.1-154 (2022). See also Virginia Capital Case Clearinghouse. Washington & Lee University School of Law. (2021). *Parole in Virginia, 2021: The final report of the Washington and Lee Law parole representation project*. Retrieved from <https://bloximages.newyork1.vip.townnews.com/dailyprogress.com/content/tncms/assets/v3/editorial/f/92/f92aee94-6951-5491-ba0c-f35bea4801d4/60cd02488d790.pdf.pdf>.
- ⁶⁹ The states that provide upcoming parole hearing dates on their parole board websites include Alabama, Arizona, California, Colorado, Connecticut, Idaho, Indiana, Iowa, Kansas, Kentucky, Louisiana, Montana, Nebraska, Nevada, New Hampshire, New York, North Dakota, Oklahoma, Oregon, Rhode Island, South Carolina, Tennessee, Utah, Vermont, and Washington.
- ⁷⁰ Virginia Parole Board. *About the Parole Board. The parole process in the Commonwealth of Virginia*. (Viewed July 8, 2022). Retrieved from <https://vpb.virginia.gov/about-the-parole-board/>. See also Virginia Capital Case Clearinghouse. Washington &

- Lee University School of Law. (2021). *Parole in Virginia, 2021: The final report of the Washington and Lee Law parole representation project*. Retrieved from <https://bloximages.newyork1.vip.townnews.com/dailyprogress.com/content/tncms/assets/v3/editorial/f/92/f92aee94-6951-5491-ba0c-f35bea4801d4/60cd02488d790.pdf.pdf>.
- ⁷¹ ALASKA STAT. § 33.16.130(b) (2022).
- ⁷² NEB. REV. STAT. § 83-1,111(1) (2022). In Nebraska, a hearing is not required if parole is likely to be denied, unless a hearing is requested by the person being considered for parole.
- ⁷³ CONN. GEN. STAT. § 54-126a(b)(2) (2022).
- ⁷⁴ N.H. REV. STAT. ANN. § 651-A:11-a (2022).
- ⁷⁵ HAW. REV. STAT. § 706-670(1) (2022).
- ⁷⁶ MO. REV. STAT. § 217.690(10)(5) (2022).
- ⁷⁷ Virginia Parole Board. *About the Parole Board. The parole process in the Commonwealth of Virginia*. (Viewed July 8, 2022). Retrieved from <https://vpb.virginia.gov/about-the-parole-board/>. See also Virginia Capital Case Clearinghouse. Washington & Lee University School of Law. (2021). *Parole in Virginia, 2021: The final report of the Washington and Lee Law parole representation project*. Retrieved from <https://bloximages.newyork1.vip.townnews.com/dailyprogress.com/content/tncms/assets/v3/editorial/f/92/f92aee94-6951-5491-ba0c-f35bea4801d4/60cd02488d790.pdf.pdf>.
- ⁷⁸ University of Minnesota. Robina Institute of Criminal Law and Criminal Justice. (2016, August 22). *The continuing leverage of releasing authorities: Findings from a national survey*. Retrieved from https://robinainstitute.umn.edu/sites/robinainstitute.umn.edu/files/2022-02/final_national_parole_survey_2017.pdf.
- ⁷⁹ *Id.* at p. 29. Per the report, all 50 states were sent surveys; however, response rates varied by question.
- ⁸⁰ Instructions for accessing the parole hearing using the virtual option were available on each state's parole board website. Louisiana used YouTube; Iowa and Michigan used Google Hangouts (call to register); Connecticut and Vermont used Microsoft Teams; Idaho used Webex; and, New Hampshire used Zoom. Because states generally did not make recordings of past parole hearings publicly available, staff is uncertain whether these states utilized virtual options which allowed the public to view parole hearings prior to the COVID-19 pandemic.
- ⁸¹ See Oregon Board of Parole. *Board Hearings*. (Viewed August 10, 2022). Retrieved from <https://www.oregon.gov/boppps/Pages/Board-Hearings.aspx>. "Due to COVID-19, if you are interested in attending a board event you must contact us two weeks in advance. In addition, physical access to all events and hearings may be limited. Thank you for your understanding during this time."
- ⁸² Virginia Parole Board. *About the Parole Board. The parole process in the Commonwealth of Virginia*. (Viewed July 8, 2022). Retrieved from <https://vpb.virginia.gov/about-the-parole-board/>.
- ⁸³ VA. CODE ANN. § 2.2-3703(A)(1) (2022).
- ⁸⁴ VA. CODE ANN. § 53.1-136(7) (2022).
- ⁸⁵ VA. CODE ANN. §§ 53.1-136(3)(c) and 53.1-155(B) (2022).
- ⁸⁶ VA. CODE ANN. § 53.1-136(3)(c) (2022).
- ⁸⁷ Virginia Parole Board. *Parole decisions*. (Viewed July 20, 2022). Retrieved from <https://vpb.virginia.gov/parole-decisions/>. See VA. CODE ANN. § 53.1-136(7) (2022).
- ⁸⁸ 2021 Va. Acts, Sp. Sess. I, ch. 545. See VA. CODE ANN. § 53.1-136(7) (2022). See, e.g., Virginia Parole Board. (2022, May). *Parole decisions monthly with reasons*. (Viewed July 8, 2022). Retrieved from <https://vpb.virginia.gov/files/1215/vpb-decisions-may22.pdf>.
- ⁸⁹ VA. CODE ANN. § 53.1-136(8) (2022).
- ⁹⁰ Virginia Parole Board. *About the Parole Board. Parole denial reasons*. (Viewed July 8, 2022). Retrieved from <https://vpb.virginia.gov/about-the-parole-board/>.
- ⁹¹ Virginia Parole Board. (1996, May 21). *Administrative procedures manual. Parole process 1.215. Appeals/requests for reconsideration*. Retrieved from <https://vpb.virginia.gov/files/1108/vpb-procedure-manual.pdf>.
- ⁹² Virginia Parole Board, personal communication, October 19, 2021.
- ⁹³ *Id.*
- ⁹⁴ *Id.*
- ⁹⁵ VA. CODE ANN. § 53.1-136(4) (2022). In addition to parole revocations, the Virginia Parole Board also has the authority to review and revoke a person's postrelease supervision.
- ⁹⁶ Virginia Parole Board, personal communication, October 19, 2021.
- ⁹⁷ *Id.*
- ⁹⁸ VA. CODE ANN. § 53.1-140(1) (2022).
- ⁹⁹ VA. CODE ANN. § 53.1-140(2) (2022).
- ¹⁰⁰ VA. CODE ANN. § 53.1-140(4) (2022).
- ¹⁰¹ VA. CODE ANN. § 53.1-138 (2022).
- ¹⁰² *Id.*
- ¹⁰³ VA. CODE ANN. § 53.1-140.1 (2022).

¹⁰⁴ VA. CODE ANN. § 53.1-145 (2022). Subsection (3) of this Virginia Code section specifically provides for the supervision of persons on parole and postrelease supervision, while numerous other subsections address duties which are ancillary to that supervision.

¹⁰⁵ See Appendix A for a comprehensive list of statutes and other laws governing parole. A (*) denotes the 16 states that abolished discretionary parole for present-day offenses.

¹⁰⁶ A (^) denotes states where parole board appointments are subject to confirmation by the legislature.

¹⁰⁷ Appointed by the Secretary of Public Safety and Correctional Services with the approval of the Governor and the advice and consent of the Senate.

¹⁰⁸ Appointed with the advice and consent of the Governor's Council. See Commonwealth of Massachusetts Governor's Council. *Who we serve*. (Viewed July 28, 2022). Retrieved from <https://www.mass.gov/orgs/governors-council#:~:text=The%20Massachusetts%20Governor's%20Council%2C%20also,respective%20districts%20every%20two%20years.>

¹⁰⁹ See Wisconsin Parole Commission. *Duties of the Parole Commission*. (Viewed July 27, 2022). Retrieved from <https://doc.wi.gov/Pages/AboutDOC/ParoleCommission.aspx>. "The Parole Commission is an independent commission attached to the DOC for administrative purposes but implements its statutory responsibilities independently. The Governor appoints the commission's chairperson with the advice and consent of the senate for a two-year term. Other commission members are hired in accordance with the civil service system and report to the chairperson."

¹¹⁰ While not included in this list, California abolished discretionary parole in 1977; however, it now authorizes discretionary parole for persons sentenced to an indeterminate life sentence and persons convicted of nonviolent felony offenses. Discretionary parole was reinstated for persons convicted of nonviolent felony offenses as a result of California voters approving Proposition 57 in 2016. See The Attorney General of California. *Proposition 57. Criminal sentences. Parole. Juvenile criminal proceedings and sentencing. Initiative constitutional amendment and statute*. Retrieved from <https://www.courts.ca.gov/documents/BTB24-5H-1.pdf>.

¹¹¹ Parole was abolished in Colorado as part of H.B. 1589. See Colorado Legislative Drafting Office. (1979, July). *Digest of bills enacted by the fifty-second General Assembly 1979 first regular session*, at p. 38. Retrieved from <https://leg.colorado.gov/sites/default/files/digest1979.pdf>. Parole was reinstated in Colorado as part of H.B. 1320. See Colorado Legislative Drafting Office. (1985, July). *Digest of bills enacted by the fifty-fifth General Assembly 1985 first regular session* at pp. 39-40. Retrieved from <https://leg.colorado.gov/sites/default/files/digest1985.pdf>.

¹¹² See Coppolo, G. (2008, February 14). *OLR research report: Parole during the 1980s*. Retrieved from <https://www.cga.ct.gov/2008/rpt/2008-R-0126.htm>.

¹¹³ See Mississippi Joint Legislative Committee on Performance and Expenditure Review. (2021, July 6). *Report to the Mississippi Legislature: A review of the Mississippi State Parole Board*, at p. 6. Retrieved from <https://www.pear.ms.gov/Reports/reports/rpt656.pdf>.

¹¹⁴ VA. CODE ANN. § 53.1-202.3 (2022). 2022 Va. Acts, Sp. Sess. I, ch. 2, Item 404(R)(2). Retrieved from <https://budget.lis.virginia.gov/item/2022/2/HB30/Chapter/1/404/>.

¹¹⁵ VA. CONST. art. V, § 12.

¹¹⁶ 2020 Va. Acts, Sp. Sess. I, ch. 56, Item 402(W). Retrieved from <https://budget.lis.virginia.gov/item/2020/2/HB5005/Chapter/1/402/>. This authority expired July 1, 2021.

¹¹⁷ VA. CODE ANN. § 19.2-303 (2022).

¹¹⁸ VA. CODE ANN. § 19.2-303.01 (2022).

¹¹⁹ 2020 Va. Acts, Sp. Sess. I, ch. 43.

¹²⁰ 2021 Va. Acts, Sp. Sess. I, ch. 538.

¹²¹ Virginia Criminal Sentencing Commission. (2020, December 1). *Annual report, 2020*. Retrieved from <http://www.vcsc.virginia.gov/2020VCSCAnnualReport.pdf>.

¹²² See Appendix A for a comprehensive list of laws governing parole in all 50 states. A (*) denotes the 16 states that abolished discretionary parole for present-day offenses.

¹²³ A (^) denotes the 4 states that only have terminally ill parole. The states marked "Yes" without a (^) have medical parole, which may or may not be available to persons who are terminally ill.

¹²⁴ Crime Commission staff only reviewed juvenile and youthful offender parole statutes in the 16 states that abolished discretionary parole for present-day offenses.

¹²⁵ *Id.*

¹²⁶ VA. CODE ANN. § 53.1-165.1(A) (2022).

¹²⁷ See Appendix F for a table of "Statutory Exclusions Across Early Release Mechanisms in Virginia."

¹²⁸ VA. CODE ANN. § 19.2-297.1(C) (2022).

¹²⁹ VA. CODE ANN. § 53.1-136(3)(a) (2022).

¹³⁰ See VA. CODE ANN. § 53.1-151 (2022).

¹³¹ VA. CODE ANN. § 53.1-154 (2022).

¹³² *Id.*

¹³³ A parole eligibility date is the earliest date that a person may be released on parole. While a person may be eligible for parole on a specific date, release is dependent upon a decision by the Parole Board to grant parole.

¹³⁴ VA. CODE ANN. § 53.1-196 (2022).

¹³⁵ VA. CODE ANN. § 53.1-199 (2022).

¹³⁶ VA. CODE ANN. § 53.1-202.3(G) (2022).

¹³⁷ Virginia Department of Corrections, personal communication, August 10, 2022.

¹³⁸ Virginia Parole Board, personal communication, October 19, 2021.

¹³⁹ *Fishback v. Commonwealth*, 532 S.E.2d 629, 260 Va. 104 (June 9, 2000).

¹⁴⁰ VA. CODE ANN. § 53.1-165.1(B) (2022).

¹⁴¹ *Id.* The sex offenses that are excluded if the victim was a minor include VA. CODE ANN. § 18.2-61 (rape), VA. CODE ANN. § 18.2-67.1 (forcible sodomy), VA. CODE ANN. § 18.2-67.2 (object sexual penetration), VA. CODE ANN. § 18.2-67.3 (aggravated sexual battery), VA. CODE ANN. § 18.2-63(a)(b)(c) & (d) (carnal knowledge of a child between thirteen and fifteen years of age), and the following attempt crimes: VA. CODE ANN. § 18.2-63 (carnal knowledge of a child between thirteen and fifteen years of age); VA. CODE ANN. § 18.2-64.1 (carnal knowledge of certain minors); and VA. CODE ANN. § 18.2-64.2 (carnal knowledge of a person detained or arrested).

¹⁴² VA. CODE ANN. § 53.1-165.1(C) (2022).

¹⁴³ Virginia Department of Corrections, personal communication, August 10, 2022.

¹⁴⁴ Virginia Parole Board, personal communication, October 19, 2021.

¹⁴⁵ VA. CODE ANN. § 53.1-153 (2022).

¹⁴⁶ See Appendix F for a table of “Statutory Exclusions Across Early Release Mechanisms in Virginia.”

¹⁴⁷ VA. CODE ANN. § 53.1-153 (2022).

¹⁴⁸ California abolished discretionary parole in 1977; however, it now authorizes discretionary parole for persons sentenced to an indeterminate life sentence and persons convicted of nonviolent felony offenses. Discretionary parole was reinstated for persons convicted of nonviolent felony offenses as a result of California voters approving Proposition 57 in 2016. See The Attorney General of California. *Proposition 57. Criminal sentences. Parole. Juvenile criminal proceedings and sentencing. Initiative constitutional amendment and statute.* Retrieved from <https://www.courts.ca.gov/documents/BTB24-5H-1.pdf>.

¹⁴⁹ These states may still exclude sentences that are generally not eligible for early release, such as death sentences, life without parole, mandatory minimum sentences, or any sentence that prohibits parole per a court order.

¹⁵⁰ Parole was abolished in Colorado as part of H.B. 1589. See Colorado Legislative Drafting Office. (1979, July). *Digest of bills enacted by the fifty-second General Assembly 1979 first regular session*, at p. 38. Retrieved from <https://leg.colorado.gov/sites/default/files/digest1979.pdf>. Parole was reinstated in Colorado as part of H.B. 1320. See Colorado Legislative Drafting Office. (1985, July). *Digest of bills enacted by the fifty-fifth General Assembly 1985 first regular session*, at pp. 39-40. Retrieved from <https://leg.colorado.gov/sites/default/files/digest1985.pdf>.

¹⁵¹ See Coppola, G. (2008, February 14). *OLR research report: Parole during the 1980s*. Retrieved from <https://www.cga.ct.gov/2008/rpt/2008-R-0126.htm>.

¹⁵² See Mississippi Joint Legislative Committee on Performance and Expenditure Review. (2021, July 6). *Report to the Mississippi Legislature: A review of the Mississippi State Parole Board*, at p. 6. Retrieved from <https://www.peer.ms.gov/Reports/reports/rpt656.pdf>.

¹⁵³ See Appendix A for a comprehensive list of laws governing parole in all 50 states.

¹⁵⁴ A mandatory minimum sentence will generally override any minimum sentence that a person is required to serve prior to being eligible for parole.

¹⁵⁵ This list of exclusions does not include sentences such as death, life without parole, mandatory minimum sentences, or any sentence that prohibits parole per a court order, as it is assumed that these sentences are ineligible for any type of early release. In addition, states may have additional exclusions specified in sentencing statutes or parole board policies that are not captured in this table.

¹⁵⁶ See ARK. CODE ANN. § 16-93-615 (2022). Arkansas has both automatic parole and discretionary parole, with eligibility for both parole types beginning at one-third to one-half of sentence based on seriousness of the offense. Violent felonies, Class Y felonies, sex offenses requiring sex offender registration (unless specifically excluded), first degree battery, first degree domestic battery, and engaging in criminal enterprise and simultaneous possession of drugs and firearms are not eligible for automatic parole.

¹⁵⁷ California abolished discretionary parole in 1977; however, it now authorizes discretionary parole for persons sentenced to an indeterminate life sentence and persons convicted of nonviolent felony offenses. Discretionary parole was reinstated for persons convicted of nonviolent felony offenses as a result of California voters approving Proposition 57 in 2016. See The Attorney General of California. *Proposition 57. Criminal sentences. Parole. Juvenile criminal proceedings and sentencing. Initiative constitutional amendment and statute.* Retrieved from <https://www.courts.ca.gov/documents/BTB24-5H-1.pdf>.

¹⁵⁸ See GA. CODE ANN. § 17-10-6.1 (2022). This exclusion is set forth in the penalty provision for this specific offense.

¹⁵⁹ See KY. REV. STAT. ANN. § 218A.142 (2022). This exclusion is set forth in the penalty provision for this specific offense.

¹⁶⁰ See MASS. GEN. LAWS ch. 265, § 2 (2022). This exclusion is set forth in the penalty provision for this specific offense.

¹⁶¹ See MO. REV. STAT. § 565.020 (2022). This exclusion is set forth in the penalty provision for this specific offense.

¹⁶² See MO. REV. STAT. § 558.018 (2022). This exclusion is set forth in the penalty provision for this specific offense.

¹⁶³ See MO. REV. STAT. § 558.270 (2022). This exclusion is set forth in the penalty provision for this specific offense.

¹⁶⁴ See N.H. REV. STAT. ANN. §§ 651:2(II-e) (2022). If a sentence has a maximum of over one year, the sentencing judge must also impose a “disciplinary period” of incarceration of 150 days for each year of the minimum term of the sentence, which can then be reduced for good conduct and earned time.

¹⁶⁵ N.J. STAT. ANN. § 2C:43-7.2 (2022).

¹⁶⁶ See N.D. CENT. CODE § 12.1-32-09.1 (2022). This exclusion is set forth in the penalty provision for this specific offense.

¹⁶⁷ See N.D. CENT. CODE § 12.1-32-01 (2022). This exclusion is set forth in the penalty provision for this specific offense.

¹⁶⁸ See S.C. CODE ANN. §16-25-90 (2022). This exclusion is set forth in the penalty provision for this specific offense.

¹⁶⁹ VA. CODE ANN. § 53.1-40.01 (2022).

¹⁷⁰ *Id.*

¹⁷¹ *Id.*

¹⁷² Virginia Parole Board, personal communication, October 19, 2021.

¹⁷³ Virginia Department of Corrections, personal communication, August 10, 2022.

¹⁷⁴ Virginia Parole Board, personal communication, October 19, 2021. Of the 725 total decisions, 25% (178) were parole eligible offenders considered for geriatric conditional release and 75% (547) were truth-in-sentencing offenders considered for geriatric conditional release.

¹⁷⁵ *Id.* Of the 55 total grants, 20% (11) were parole eligible offenders considered for geriatric conditional release and 80% (44) were truth-in-sentencing offenders considered for geriatric conditional release.

¹⁷⁶ *Id.* Of the 759 total decisions, 24% (184) were parole eligible offenders considered for geriatric conditional release and 76% (575) were truth-in-sentencing offenders considered for geriatric conditional release.

¹⁷⁷ *Id.* Of the 24 total grants, 42% (10) were parole eligible offenders considered for geriatric conditional release and 58% (14) were truth-in-sentencing offenders considered for geriatric conditional release.

¹⁷⁸ *Id.* Of the 901 total decisions, 21% (193) were parole eligible offenders considered for geriatric conditional release and 79% (708) were truth-in-sentencing offenders considered for geriatric conditional release.

¹⁷⁹ *Id.* Of the 77 total grants, 27% (21) were parole eligible offenders considered for geriatric conditional release and 73% (56) were truth-in-sentencing offenders considered for geriatric conditional release.

¹⁸⁰ *Id.* Of the 566 total decisions, 13% (71) were parole eligible offenders considered for geriatric conditional release and 87% (495) were truth-in-sentencing offenders considered for geriatric conditional release.

¹⁸¹ *Id.* Of the 21 total grants, 10% (2) were parole eligible offenders considered for geriatric conditional release and 90% (19) were truth-in-sentencing offenders considered for geriatric conditional release.

¹⁸² These states may still exclude sentences that are generally not eligible for early release, such as death sentences, life without parole, mandatory minimum sentences, or any sentence that prohibits parole per a court order.

¹⁸³ A person must meet the age requirement and have a qualifying medical condition in order to be eligible for medical parole in these nine states.

¹⁸⁴ See Appendix A for a comprehensive list of laws governing parole in all 50 states.

¹⁸⁵ This list of exclusions does not include sentences such as death, life without parole, mandatory minimum sentences, or any sentence that prohibits parole per a court order, as it is assumed that these sentences are ineligible for any type of early release. In addition, states may have additional exclusions specified in sentencing statutes or parole board policies that are not captured in this table.

¹⁸⁶ See LA. STAT. ANN. § 15:574.4(A)(4) (2022). Persons are eligible for geriatric parole at age 45 after serving 20 years on a sentence of 30 years or more. Offenses that carry a sentence of 30 years or more include armed robbery, crimes of violence, and sex offenses.

¹⁸⁷ See S.D. CODIFIED LAWS § 24-15A-55 (2022). If a person was convicted of a Class 3 felony or below and their medical care needs are at least double the average annual medical cost of the inmate population, then the minimum age for geriatric parole is 65 years old after serving 10 consecutive years of a sentence.

¹⁸⁸ See Appendix F for a table of “Statutory Exclusions Across Early Release Mechanisms in Virginia.”

¹⁸⁹ VA. CODE ANN. § 53.1-40.02(B) (2022).

¹⁹⁰ These states may still exclude sentences that are generally not eligible for early release, such as death sentences, life without parole, mandatory minimum sentences, or any sentence that prohibits parole per a court order.

¹⁹¹ See Appendix A for a comprehensive list of laws governing parole in all 50 states.

¹⁹² States may have other release mechanisms for medical reasons in addition to or in lieu of medical parole, such as clemency, sentence modification, and medical furlough. Furthermore, states may have additional qualifying conditions and requirements set forth in regulations or parole board policies.

¹⁹³ This list of exclusions does not include sentences such as death, life without parole, mandatory minimum sentences, or any sentence that prohibits parole per a court order, as it is assumed that these sentences are ineligible for any type of early release. In addition, states may have additional exclusions specified in sentencing statutes or parole board policies that are not captured in this table.

¹⁹⁴ VA. CODE ANN. § 53.1-165.1(E) (2022).

¹⁹⁵ *Id.*

¹⁹⁶ *Id.*

¹⁹⁷ Virginia Department of Corrections, personal communication, August 10, 2022.

¹⁹⁸ Virginia Parole Board, personal communication, October 19, 2021.

¹⁹⁹ VA. CODE ANN. § 19.2-311(B) (2022).

²⁰⁰ VA. CODE ANN. § 19.2-311(B)(1) and (B)(2) (2022).

²⁰¹ VA. CODE ANN. § 19.2-311(B)(3) (2022).

²⁰² VA. CODE ANN. § 19.2-311(B)(2) (2022).

²⁰³ VA. CODE ANN. § 19.2-313 (2022). *See also* VA. CODE ANN. § 53.1-63 (2022).

²⁰⁴ VA. CODE ANN. § 19.2-311 (2022).

²⁰⁵ VA. CODE ANN. § 19.2-313 (2022).

²⁰⁶ Virginia Parole Board, personal communication, October 19, 2021.

²⁰⁷ Crime Commission staff only reviewed juvenile and youthful offender parole statutes in the 16 states that abolished discretionary parole for present-day offenses.

²⁰⁸ Crime Commission staff only reviewed juvenile and youthful offender parole statutes in the 16 states that abolished discretionary parole for present-day offenses.

²⁰⁹ *See* Appendix A for a comprehensive list of laws governing parole in all 50 states.

²¹⁰ The exclusions in this table do not include sentences such as death, life without parole, mandatory minimum sentences, or any sentence that prohibits parole per a court order, as it is assumed that these sentences are ineligible for any type of early release. In addition, states may have additional exclusions specified in sentencing statutes or parole board policies that are not captured in this table.

²¹¹ *Id.*

²¹² VA. CODE ANN. § 53.1-202.3(A) (2022). 2022 Va. Acts, Sp. Sess. I, ch. 2, Item 404(R)(2). Retrieved from <https://budget.lis.virginia.gov/item/2022/2/HB30/Chapter/1/404/>. *See also* Appendix F for a table of “Statutory Exclusions Across Early Release Mechanisms in Virginia.”

²¹³ VA. CODE ANN. § 53.1-202.3(B) (2022).

²¹⁴ *Id.* *See also* Virginia Department of Corrections. (2022, July 1). *Operating Procedure 830.3, Good Time Awards*. Retrieved from <https://vadoc.virginia.gov/files/operating-procedures/800/vadoc-op-830-3.pdf>.

²¹⁵ Virginia Secretary of the Commonwealth. Frequently asked questions about pardons: Conditional pardons. (Viewed August 2, 2022). Retrieved from <https://www.commonwealth.virginia.gov/judicial-system/pardons/>. Conditional pardons also include medical pardons, as defined above, and immigration pardons. An immigration pardon is defined as a partial pardon that can be granted to persons who are experiencing immigration issues (facing deportation in 30 days or less). Only one immigration pardon has been granted (2014).

²¹⁶ *Id.*

²¹⁷ Virginia Secretary of the Commonwealth. Frequently asked questions: What is a pardon? (Viewed August 2, 2022). Retrieved from <https://www.commonwealth.virginia.gov/judicial-system/pardons/>.

²¹⁸ VA. CODE ANN. § 53.1-136(6) (2022).

²¹⁹ VA. CONST. art. V, § 12.

²²⁰ The Governor publishes an annual report detailing executive clemency actions during the previous year. The annual report data begins the second week of January and ends the second week of January the following year. The data included in this table was retrieved from these annual reports. *See* Office of the Governor. *List of Pardons, Commutations, Reprieves, and Other Forms of Clemency*. (2022) <https://rga.lis.virginia.gov/Published/2022/SD2/PDF>; (2021) <https://rga.lis.virginia.gov/Published/2021/SD2/PDF>; (2020) <https://rga.lis.virginia.gov/Published/2020/SD2/PDF>; (2019) <https://rga.lis.virginia.gov/Published/2019/SD2/PDF>; (2018) <https://rga.lis.virginia.gov/Published/2018/SD2/PDF>; (2017) <https://rga.lis.virginia.gov/Published/2017/SD2/PDF>; (2016) <https://rga.lis.virginia.gov/Published/2016/SD2/PDF>; (2015) <https://rga.lis.virginia.gov/Published/2015/SD2/PDF>; (2014) <https://rga.lis.virginia.gov/Published/2014/SD2/PDF>; (2013) <https://rga.lis.virginia.gov/Published/2013/SD2/PDF>.

²²¹ *See* Virginia Department of Corrections. *COVID-19 response: Inmate early release plan*. Retrieved from <https://vadoc.virginia.gov/media/1506/vadoc-covid19-early-release-plan.pdf>. *See also* Virginia Department of Corrections. *COVID-19 response: Inmate early release plan. State responsible inmates held in a local correctional facility*. Retrieved from <https://vadoc.virginia.gov/media/1512/vadoc-covid19-early-release-plan-local.pdf>.

²²² 2020 Va. Acts, Sp. Sess. I, ch. 56, Item 402(W). Retrieved from <https://budget.lis.virginia.gov/item/2020/2/HB5005/Chapter/1/402/>.

²²³ *Id.*

²²⁴ *Id.* *See also* Appendix F for a table of “Statutory Exclusions Across Early Release Mechanisms in Virginia.”

²²⁵ *See* Virginia Department of Corrections. *COVID-19 response: Inmate early release plan*. Retrieved from <https://vadoc.virginia.gov/media/1506/vadoc-covid19-early-release-plan.pdf>. *See also* Virginia Department of Corrections. *COVID-19 response: Inmate early release plan. State responsible inmates held in a local correctional facility*. Retrieved from <https://vadoc.virginia.gov/media/1512/vadoc-covid19-early-release-plan-local.pdf>.

²²⁶ Virginia Department of Corrections. (2022, May 17). *Senate Finance and Appropriations meeting*. Retrieved from http://sfac.virginia.gov/pdf/committee_meeting_presentations/2022/Interim/05172022_No3_DOC%20Clarke.pdf.

APPENDIX A: STATE PAROLE STATUTES

	PAROLE BOARD ¹	DISCRETIONARY PAROLE	GERIATRIC PAROLE	MEDICAL OR TERMINALLY ILL PAROLE ²	JUVENILE OR YOUTHFUL OFFENDER PAROLE ³
ALABAMA	ALA. CODE § 15-22-20 <i>et. seq.</i>	ALA. CODE § 15-22-25 <i>et. seq.</i>	none	ALA. CODE § 15-22-42 <i>et. seq.</i>	--
ALASKA	ALASKA STAT. § 33.16.020 <i>et. seq.</i>	ALASKA STAT. § 33.16.090 <i>et. seq.</i>	ALASKA STAT. § 33.16.090(a)(2)	ALASKA STAT. § 33.16.085	--
ARIZONA*	ARIZ. REV. STAT. ANN. § 31-401 <i>et. seq.</i>	ARIZ. REV. STAT. ANN. § 31-411 <i>et. seq.</i>	none	none	Juvenile: ARIZ. REV. STAT. ANN. § 13-716
ARKANSAS	ARK. CODE ANN. § 16-93-201 <i>et. seq.</i>	ARK. CODE ANN. § 16-93-614 <i>et. seq.</i>	none	ARK. CODE ANN. § 12-29-404	--
CALIFORNIA*	CAL. PENAL CODE § 5075 <i>et. seq.</i>	CAL. PENAL CODE § 3000 <i>et. seq.</i>	CAL. PENAL CODE § 3055	CAL. PENAL CODE § 3550	Juvenile and Youthful Offender: CAL. PEN. CODE § 3051
COLORADO	COLO. REV. STAT. § 17-2-201 <i>et. seq.</i>	COLO. REV. STAT. § 17-22.5-401 <i>et. seq.</i>	COLO. REV. STAT. § 17-1-102	COLO. REV. STAT. § 17-1-102 COLO. REV. STAT. § 17-22.5-403.5	--
CONNECTICUT	CONN. GEN. STAT. § 54-124a <i>et. seq.</i>	CONN. GEN. STAT. § 54-125 <i>et. seq.</i>	none	CONN. GEN. STAT. § 54-131a <i>et. seq.</i>	--
DELAWARE*	DEL. CODE ANN. tit. 11, § 4341 <i>et. seq.</i>	DEL. CODE ANN. tit. 11, § 4346 <i>et. seq.</i>	none	DEL. CODE ANN. tit. 11, § 4346(e)	none
FLORIDA*	FLA. STAT. § 947.01 <i>et. seq.</i>	FLA. STAT. § 947.16 <i>et. seq.</i>	none	FLA. STAT. § 947.149	none
GEORGIA[^]	GA. CODE ANN. § 42-9-2 <i>et. seq.</i>	GA. CODE ANN. § 42-9-39 <i>et. seq.</i>	GA. CONST. art. IV, § II, para. II	GA. CODE ANN. § 42-9-43 GA. CONST. art. IV, § II, para. II	--
HAWAII	HAW. REV. STAT. § 353-61 <i>et. seq.</i>	HAW. REV. STAT. § 353-64 <i>et. seq.</i> HAW. REV. STAT. § 706-669 <i>et. seq.</i>	none	HAW. CODE R. § 23-700-26(6)(c)	--
IDAHO	IDAHO CODE § 20-1001 <i>et. seq.</i>	IDAHO CODE § 20-1005	none	IDAHO CODE § 20-1006	--
ILLINOIS*	730 ILL. COMP. STAT. 5/3-3-1 <i>et. seq.</i>	730 ILL. COMP. STAT. 5/3-3-3 <i>et. seq.</i>	none	730 ILL. COMP. STAT. 5/3-3-14 <i>et. seq.</i>	Youthful Offender: 730 ILL. COMP. STAT. 5/5-4.5-115
INDIANA*	IND. CODE § 11-9-1-1 <i>et. seq.</i>	IND. CODE § 11-13-3-2 <i>et. seq.</i>	none	none	none
IOWA	IOWA CODE § 904A.1 <i>et. seq.</i>	IOWA CODE § 906.1 <i>et. seq.</i>	none	none	--

	PAROLE BOARD¹	DISCRETIONARY PAROLE	GERIATRIC PAROLE	MEDICAL OR TERMINALLY ILL PAROLE²	JUVENILE OR YOUTHFUL OFFENDER PAROLE³
KANSAS*	KAN. STAT. ANN. § 75-52,152 <i>et. seq.</i>	KAN. STAT. ANN. § 22-3717	none	KAN. STAT. ANN. § 22-3728 KAN. STAT. ANN. § 22-3729	none
KENTUCKY	KY. REV. STAT. ANN. § 439.320 <i>et. seq.</i>	KY. REV. STAT. ANN. § 439.340 <i>et. seq.</i>	none	KY. REV. STAT. ANN. § 439.3405	--
LOUISIANA	LA. STAT. ANN. § 15:574.2	LA. STAT. ANN. § 15:574.4 <i>et. seq.</i>	LA. STAT. ANN. § 15:574.4(A)(4)	LA. STAT. ANN. § 15:574.20	--
MAINE*	ME. STAT. tit. 34-A, § 5201 <i>et. seq.</i>	ME. STAT. tit. 34-A, § 5801 <i>et. seq.</i>	none	ME. STAT. tit. 34-A, § 3036-A(10)	none
MARYLAND	MD. CODE ANN., CORR. SERVS § 7-202 <i>et. seq.</i>	MD. CODE ANN., CORR. SERVS. § 7-301 <i>et. seq.</i>	MD. CODE ANN., CRIM. LAW § 14-101(f)	MD. CODE ANN., CORR. SERVS. § 7-309A	--
MASSACHUSETTS	MASS. GEN. LAWS ch. 27, § 4 <i>et. seq.</i>	MASS. GEN. LAWS ch. 127, § 133 <i>et. seq.</i>	none	MASS. GEN. LAWS ch. 127, § 119A	--
MICHIGAN	MICH. COMP. LAWS § 791.231a	MICH. COMP. LAWS § 791.233 <i>et. seq.</i>	none	MICH. COMP. LAWS § 791.235(10)	--
MINNESOTA*^	MINN. STAT. § 243.05	MINN. STAT. § 243.05	none	MINN. STAT. § 244.05	none
MISSISSIPPI	MISS. CODE ANN. § 47-7-5	MISS. CODE ANN. § 47-7-3 <i>et. seq.</i> MISS. CODE ANN. § 47-7-17 <i>et. seq.</i>	MISS. CODE ANN. § 47-73(1)(h)(iii)	MISS. CODE ANN. § 47-7-4	--
MISSOURI	MO. REV. STAT. § 217.655 <i>et. seq.</i>	MO. REV. STAT. § 217.690 MO. REV. STAT. § 217.692 MO. REV. STAT. § 558.047	none	MO. REV. STAT. § 217.250	--
MONTANA	MONT. CODE ANN. § 2-15-2305	MONT. CODE ANN. § 46-23-201 <i>et. seq.</i>	none	MONT. CODE ANN. § 46-23-210	--
NEBRASKA	NEB. REV. STAT. § 83-189 <i>et. seq.</i>	NEB. REV. STAT. § 83-1,110 <i>et. seq.</i>	none	NEB. REV. STAT. § 83-1,110.02	--
NEVADA	NEV. REV. STAT. ANN. § 213.108 <i>et seq.</i>	NEV. REV. STAT. ANN. § 213.120 <i>et seq.</i> NEV. REV. STAT. ANN. § 213.12135	NEV. REV. STAT. ANN. § 213.12155	NEV. REV. STAT. ANN. § 209.3925	--
NEW HAMPSHIRE	N.H. REV. STAT. ANN. § 651-A:3 <i>et. seq.</i>	N.H. REV. STAT. ANN. § 651-A:6 <i>et. seq.</i>	none	N.H. REV. STAT. ANN. § 651-A:10-a	--

	PAROLE BOARD¹	DISCRETIONARY PAROLE	GERIATRIC PAROLE	MEDICAL OR TERMINALLY ILL PAROLE²	JUVENILE OR YOUTHFUL OFFENDER PAROLE³
NEW JERSEY	N.J. REV. STAT. § 30:4-123.47 <i>et. seq.</i>	N.J. REV. STAT. § 30:4-123.51 <i>et. seq.</i>	none	N.J. REV. STAT. § 30:4-123.51e N.J. ADMIN. CODE § 10A:71-3.53	--
NEW MEXICO*	N.M. STAT. ANN. § 31-21-24 <i>et. seq.</i>	N.M. STAT. ANN. § 31-21-10 <i>et. seq.</i>	none	N.M. STAT. ANN. § 31-21-25.1(D)	none
NEW YORK[^]	N.Y. EXEC. LAW § 259 <i>et. seq.</i>	N.Y. PENAL LAW § 70.40	none	N.Y. EXEC. LAW § 259-r N.Y. EXEC. LAW § 259-s	--
NORTH CAROLINA*	N.C. GEN. STAT. § 143B-720 <i>et. seq.</i>	N.C. GEN. STAT. § 15A-1371 <i>et. seq.</i>	none	N.C. GEN. STAT. § 15A-1369.2 <i>et. seq.</i>	none
NORTH DAKOTA	N.D. CENT. CODE § 12-59-01 <i>et. seq.</i>	N.D. CENT. CODE § 12-59-05 <i>et. seq.</i>	none	N.D. CENT. CODE § 12-59-08	--
OHIO*	OHIO REV. CODE ANN. § 5149.10 <i>et. seq.</i>	OHIO REV. CODE ANN. § 2967.13 <i>et. seq.</i>	none	none	Juvenile: OHIO REV. CODE ANN. § 2967.132
OKLAHOMA	OKLA. STAT. tit. 57, § 332 <i>et. seq.</i> OKLA. CONST. art. VI, § 10	OKLA. STAT. tit. 57, § 332.7	OKLA. STAT. tit. 57, § 332.21	OKLA. STAT. tit. 57, § 332.18	--
OREGON*	OR. REV. STAT. § 144.005 <i>et. seq.</i>	OR. REV. STAT. § 144.110 <i>et. seq.</i>	none	OR. REV. STAT. § 144.126	Juvenile: OR. REV. STAT. § 144.397
PENNSYLVANIA	61 PA. CONS. STAT. § 6111 <i>et. seq.</i>	61 PA. CONS. STAT. § 6137	none	none	--
RHODE ISLAND	R.I. GEN. LAWS § 13-8-1 <i>et. seq.</i>	R.I. GEN. LAWS § 13-8-8 <i>et. seq.</i>	none	R.I. GEN. LAWS § 13-8.1-2 <i>et. seq.</i>	--
SOUTH CAROLINA	S.C. CODE ANN. § 24-21-10 <i>et. seq.</i>	S.C. CODE ANN. § 24-21-610 <i>et. seq.</i>	none	S.C. CODE ANN. § 24-21-715	--
SOUTH DAKOTA	S.D. CODIFIED LAWS § 24-13-1 <i>et. seq.</i>	S.D. CODIFIED LAWS § 24-15A-1 <i>et. seq.</i>	S.D. CODIFIED LAWS § 24-15A-55	S.D. CODIFIED LAWS § 24-15A-55	--
TENNESSEE	TENN. CODE ANN. § 40-28-103 <i>et. seq.</i>	TENN. CODE ANN. § 40-35-501 <i>et. seq.</i>	none	none	--
TEXAS	TEX. GOV'T CODE ANN. § 508.031 <i>et. seq.</i>	TEX. GOV'T CODE ANN. § 508.141 <i>et. seq.</i>	TEX. GOV'T CODE ANN. § 508.146	TEX. GOV'T CODE ANN. § 508.146	--
UTAH	UTAH CODE ANN. § 77-27-2 <i>et. seq.</i>	UTAH CODE ANN. § 77-27-7 <i>et. seq.</i>	none	UTAH ADMIN. CODE r. § 671-314-1	--

	PAROLE BOARD¹	DISCRETIONARY PAROLE	GERIATRIC PAROLE	MEDICAL OR TERMINALLY ILL PAROLE²	JUVENILE OR YOUTHFUL OFFENDER PAROLE³
VERMONT	VT. STAT. ANN. tit. 28, § 451 <i>et. seq.</i>	VT. STAT. ANN. tit. 28, § 501 <i>et. seq.</i>	none	VT. STAT. ANN. tit. 28, § 502a	--
VIRGINIA*^	VA. CODE ANN. § 53.1-134 <i>et. seq.</i>	VA. CODE ANN. § 53.1-151 <i>et. seq.</i>	VA. CODE ANN. § 53.1-40.01	VA. CODE ANN. § 53.1-40.02	Juvenile: VA. CODE ANN. § 53.1-165.1(E) Youthful Offender: VA. CODE ANN. § 19.2-311
WASHINGTON*	WASH. REV. CODE § 9.95.003	WASH. REV. CODE § 9.95.110 WASH. ADMIN. CODE § 381-40-030 <i>et. seq.</i>	none	none	Juvenile: WASH. REV. CODE § 9.94A.730
WEST VIRGINIA	W. VA. CODE § 62-12-12 <i>et. seq.</i>	W. VA. CODE § 62-12-13 <i>et. seq.</i>	none	none	--
WISCONSIN*	WIS. STAT. § 304.01 WIS. STAT. § 15.145	WIS. STAT. § 304.06 <i>et. seq.</i>	none	none	none
WYOMING	WYO. STAT. ANN. § 7-13-401	WYO. STAT. ANN. § 7-13-402	none	WYO. STAT. ANN. § 7-13-424	--

Table prepared by Crime Commission staff based on legal analysis as of July 2022.

¹ An (*) denotes the 16 states that have abolished discretionary parole for present-day offenses. Those states include Arizona, California, Delaware, Florida, Illinois, Indiana, Kansas, Maine, Minnesota, New Mexico, North Carolina, Ohio, Oregon, Virginia, Washington, and Wisconsin.

² A (^) denotes the 4 states that only have terminally ill parole statutes. Those states include Georgia, Minnesota, New York, and Virginia.

³ Crime Commission staff only reviewed juvenile and youthful offender parole statutes in the 16 states that abolished discretionary parole for present-day offenses.

APPENDIX B: ADULTS ON PAROLE IN THE UNITED STATES

The Bureau of Justice Statistics (BJS) is the primary statistical agency of the U.S. Department of Justice. The BJS collects, analyzes, publishes, and disseminates information on crime, criminal offenders, crime victims, and criminal justice operations.¹ The BJS first began its *Annual Probation Survey* and *Annual Parole Survey* in 1980. These surveys collect data from the U.S. probation and parole agencies that supervise adults in the community. Both surveys cover the 50 states, the District of Columbia, and the U.S. federal system. The majority of information provided in this memo is based upon BJS' *Probation and Parole in the United States* report bulletins for 2019² and 2020.³

Key Definitions (per BJS):

Community Supervision is the supervision of adults on probation or parole in the resident population, as opposed to the incarceration of adults in a correctional facility.

- An estimated 4,357,700 adults were under community supervision on December 31, 2019.⁴
- An estimated 3,890,400 adults were under community supervision on December 31, 2020.⁵

Probation is a court-ordered period of correctional supervision in the community, generally as an alternative to incarceration. In some cases, it may be a combined sentence involving incarceration followed by a period of community supervision.

- An estimated 3,492,880 adults were on probation as of December 31, 2019.⁶
- An estimated 3,053,742 adults were on probation as of December 31, 2020.⁷

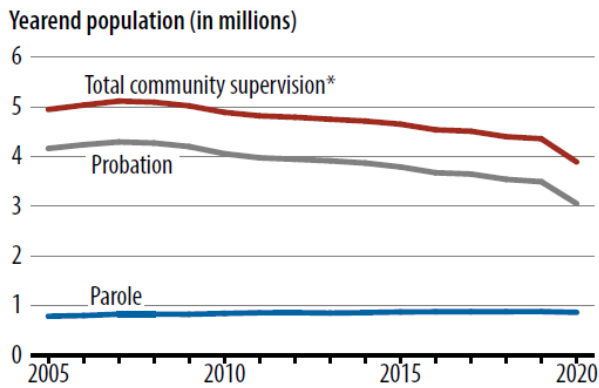
Parole is a period of conditional supervised release in the community following a term in state or federal prison. Parolees include individuals released through discretionary or mandatory supervised release from prison, released through other types of post-custody conditional supervision, or sentenced to a term of supervised release from prison.

- An estimated 878,858 adults were on parole as of December 31, 2019.⁸
- An estimated 862,113 adults were on parole as of December 31, 2020.⁹

Total Adults Under Community Supervision (Probation or Parole), 2005-2020

Figure 1 and Table 1 illustrate the total number of adults under community supervision (probation or parole) from 2005 to 2020 as of December 31 of each year.¹⁰ The community supervision rate decreased 32% between 2005 and 2020 (from 2,215 p/100,000 to 1,511 p/100,000 U.S. adult residents).¹¹

FIGURE 1
Adults on probation or parole, 2005–2020



Note: Counts for 2019 and earlier may differ from previously published statistics. Counts are for December 31 of each year. See table 1 for counts from 2005 to 2020.

*Details may not sum to totals because the community supervision counts were adjusted to exclude 25,400 adults on parole who were also on probation. See table 9 for counts of adults on parole who were also on probation.

Source: Bureau of Justice Statistics, Annual Probation Survey and Annual Parole Survey, 2005–2020.

TABLE 1
Adults under community supervision, 2005–2020

Year	Total*	Probation	Parole
2005	4,946,600	4,162,300	784,400
2006	5,035,000	4,236,800	798,200
2007	5,115,500	4,293,000	826,100
2008	5,093,400	4,271,200	826,100
2009	5,019,900	4,199,800	824,600
2010	4,888,500	4,055,900	840,800
2011	4,818,300	3,973,800	855,500
2012	4,790,700	3,944,900	858,400
2013	4,749,800	3,912,900	849,500
2014	4,713,200	3,868,400	857,700
2015	4,650,900	3,789,800	870,500
2016	4,537,100	3,673,100	874,800
2017	4,508,900	3,647,200	875,000
2018	4,399,000	3,540,000	878,000
2019	4,357,700	3,492,900	878,900
2020			
January 1	4,167,100	3,330,200	851,000
December 31	3,890,400	3,053,700	862,100
Percent change			
2005–2020	-21.4%	-26.6%	9.9%
January 1, 2020– December 31, 2020	-6.6	-8.3	1.3

Note: Counts are rounded to the nearest 100. Detail may not sum to total due to rounding. Estimates are based on most recent data and may differ from previously published statistics. Reporting methods for some probation agencies changed over time. See *Methodology*.

*Details may not sum to totals because community supervision counts were adjusted to exclude adults on parole who were also on probation. See *Methodology*.

Source: Bureau of Justice Statistics, Annual Probation Survey and Annual Parole Survey, 2005–2020.

The total community supervision population counts provided in Figure 1 and Table 1 above exclude adults on parole who were *also* on probation in order to avoid double-counting.¹² Table 9 provides the total number of adults who were excluded from the total community supervision population counts because they were on both parole and probation community supervision.

TABLE 9
Adults supervised on both parole and probation
excluded from the January 1 and December 31
community supervision population, 2007–2020

Year	January 1*	December 31
2007	...	3,562
2008	3,562	3,905
2009	3,905	4,959
2010	8,259	8,259
2011	8,259	10,958
2012	10,958	12,672
2013	12,672	12,511
2014	12,511	12,919
2015	12,919	9,375
2016	9,375	10,822
2017	10,822	13,302
2018	13,302	18,878
2019	18,878	14,057
2020	14,057	25,414

Note: Counts for 2019 and earlier may differ from previously published statistics. The community supervision counts were adjusted to exclude adults on parole who were also on probation.

...Not available.

*Data are based on the December 31 count of the prior reporting year for all years except 2010. For 2010, the December 31, 2010 count was used as a proxy because additional states reported these data in 2010.

Source: Bureau of Justice Statistics, Annual Probation Survey and Annual Parole Survey, 2007–2020.

Adults on Parole per 100,000 Adult Residents

- In 2020, the number of adults on parole in the United States was 335 per 100,000 adult residents.¹³
- **Virginia** was among the states with the **lowest** parole populations per 100,000 adult residents in 2020:¹⁴
 1. Maine (2 per 100,000 adult residents)
 2. Massachusetts (24 per 100,000 adult residents)
 2. Florida (24 per 100,000 adult residents)
 4. Virginia (30 per 100,000 adult residents)
- States with the **highest** parole populations per 100,000 adult residents in 2020 included:¹⁵
 1. Arkansas (1,106 per 100,000 adult residents)
 2. Pennsylvania (868 per 100,000 adult residents)
 3. Oregon (702 per 100,000 adult residents)
 4. Louisiana (605 per 100,000 adult residents)
- During 2019, the parole population **increased** from the previous year in 26 states and the U.S. federal system, but **decreased** in 23 states and the District of Columbia.¹⁶
- During 2020, the parole population **increased** from the previous year in 30 states, but **decreased** in 19 states, the District of Columbia, and the U.S. federal system.¹⁷

Adults on Parole in Virginia and the United States, 2009-2020¹⁸

Over the past decade, the number of adults on parole in Virginia comprised a very small fraction of the total number of adults on parole in the United States.

Year	Virginia	United States
2020	2,017	862,113
2019	1,921	878,858
2018	1,860	877,953
2017	1,709	874,956
2016	1,650	874,777
2015	1,576	870,526
2014	1,732	856,872
2013	1,800	853,215
2012	1,983	851,158
2011	2,244	853,852
2010	2,624	840,676
2009 ¹⁹	4,605	819,308

Source: Bureau of Justice Statistics, 2009-2020.
 Figures based on count as of December 31 of each year.

¹ See Bureau of Justice Statistics at <https://bjs.ojp.gov/>.

² Oudekerk, B., & Kaeble, D. (2021, July). *Probation and parole in the United States, 2019*. U.S. Department of Justice, Office of Justice Programs, Bureau of Justice Statistics. Retrieved from <https://bjs.ojp.gov/library/publications/probation-and-parole-united-states-2019>.

³ Kaeble, D. (2021, December). *Probation and parole in the United States, 2020*. U.S. Department of Justice, Office of Justice Programs, Bureau of Justice Statistics. Retrieved from <https://bjs.ojp.gov/content/pub/pdf/ppus20.pdf>.

⁴ Oudekerk, B., & Kaeble, D. (2021, July). *Probation and parole in the United States, 2019*. U.S. Department of Justice, Office of Justice Programs, Bureau of Justice Statistics. Retrieved from <https://bjs.ojp.gov/library/publications/probation-and-parole-united-states-2019>. The total number of adults under community supervision excludes the 14,057 adults who were under both probation and parole supervision at the same time (dual community supervision status).

⁵ Kaeble, D. (2021, December). *Probation and parole in the United States, 2020*. U.S. Department of Justice, Office of Justice Programs, Bureau of Justice Statistics. Retrieved from <https://bjs.ojp.gov/content/pub/pdf/ppus20.pdf>. The total number of adults under community supervision excludes the 25,414 adults who were under both probation and parole supervision at the same time (dual community supervision status).

⁶ Oudekerk, B., & Kaeble, D. (2021, July). *Probation and parole in the United States, 2019*. U.S. Department of Justice, Office of Justice Programs, Bureau of Justice Statistics. Retrieved from <https://bjs.ojp.gov/library/publications/probation-and-parole-united-states-2019>.

⁷ Kaeble, D. (2021, December). *Probation and parole in the United States, 2020*. U.S. Department of Justice, Office of Justice Programs, Bureau of Justice Statistics. Retrieved from <https://bjs.ojp.gov/content/pub/pdf/ppus20.pdf>.

⁸ Oudekerk, B., & Kaeble, D. (2021, July). *Probation and parole in the United States, 2019*. U.S. Department of Justice, Office of Justice Programs, Bureau of Justice Statistics. Retrieved from <https://bjs.ojp.gov/library/publications/probation-and-parole-united-states-2019>.

⁹ Kaeble, D. (2021, December). *Probation and parole in the United States, 2020*. U.S. Department of Justice, Office of Justice Programs, Bureau of Justice Statistics. Retrieved from <https://bjs.ojp.gov/content/pub/pdf/ppus20.pdf>.

¹⁰ *Id.*

¹¹ *Id.*

¹² *Id.*

¹³ *Id.*

¹⁴ *Id.* at pp. 24-25.

¹⁵ *Id.*

¹⁶ Oudekerk, B., & Kaeble, D. (2021, July). *Probation and parole in the United States, 2019*. U.S. Department of Justice, Office of Justice Programs, Bureau of Justice Statistics. Retrieved from <https://bjs.ojp.gov/library/publications/probation-and-parole-united-states-2019>.

¹⁷ Kaeble, D. (2021, December). *Probation and parole in the United States, 2020*. U.S. Department of Justice, Office of Justice Programs, Bureau of Justice Statistics. Retrieved from <https://bjs.ojp.gov/content/pub/pdf/ppus20.pdf>.

¹⁸ U.S. Department of Justice, Office of Justice Programs, Bureau of Justice Statistics. *Probation and Parole Populations Series* from 2009 to 2020 were retrieved from https://bjs.ojp.gov/library/publications/list?series_filter=Probation%20and%20Parole%20Populations.

¹⁹ See Glaze, L.E., & Bonczar, T.P. (2011, November). *Probation and parole in the United States, 2010*. U.S. Department of Justice, Office of Justice Programs, Bureau of Justice Statistics. Retrieved from <https://bjs.ojp.gov/content/pub/pdf/ppus10.pdf> at p. 27. Data reported by Virginia for 2010 is not comparable to data reported for 2009. Virginia changed its method of reporting parole data, beginning with the January 1, 2010, offender population, as the result of the implementation of the Virginia Corrections Information System (VACORIS) and the rebuilding of the offender population data used for analysis.

APPENDIX C: STATE COMPARISON: THREE-YEAR RE-INCARCERATION RATES

Virginia Department of Corrections (VADOC) – State Recidivism Comparison Reports

The following table illustrates how VADOC State Responsible (SR) release cohorts (FY2013- FY2017) compared to release cohorts in other states.¹

STATE	FY2013 VADOC SR RELEASE COHORT ²	FY2014 VADOC SR RELEASE COHORT ³	FY2015 VADOC SR RELEASE COHORT ⁴	FY2016 VADOC SR RELEASE COHORT ⁵	FY2017 VADOC SR RELEASE COHORT ⁶
ALABAMA	31.9%	31.5%	29.4%	28.0%	28.7%
ALASKA	66.4%	63.2%	60.0%	60.6%	61.6%
ARKANSAS	51.8%	56.5%	57.4%	49.2%	47.5%
ARIZONA	39.8%	39.8%	39.8%	38.6%	36.3%
CALIFORNIA	44.6%	Not included	Not included	Not included	Not included
COLORADO	50.0%	50.0%	48.1%	47.2%	44.9%
CONNECTICUT	55.0%	37.0%	37.0%	34.0%	49.0%
DELAWARE	64.9%	64.5%	63.5%	62.2%	60.2%
FLORIDA	25.2%	24.5%	24.7%	25.4%	25.4%
GEORGIA	Not included	Not included	Not included	Not included	Not included
HAWAII	Not included	Not included	Not included	Not included	Not included
IDAHO	32.0%	31.1%	33.3%	35.7%	36.3%
ILLINOIS	Not included	39.9%	41.3%	41.3%	38.5%
INDIANA	37.0%	33.9%	33.8%	37.0%	38.2%
IOWA	34.2%	34.2%	38.8%	39.8%	38.7%
KANSAS	35.9%	36.0%	34.2%	34.7%	34.7%
KENTUCKY	43.3%	46.4%	46.4%	49.1%	46.4%
LOUISIANA	33.9%	32.0%	33.3%	32.7%	29.6%
MAINE	30.2%	30.5%	30.5%	27.9%	26.3%
MARYLAND	40.5%	40.5%	40.5%	40.5%	40.5%
MASSACHUSETTS	32.0%	32.0%	32.0%	33.0%	33.0%
MICHIGAN	29.8%	28.1%	29.1%	26.7%	26.6%
MINNESOTA	25.0%	25.0%	26.0%	26.0%	25.0%
MISSISSIPPI	31.4%	33.4%	33.4%	37.0%	36.8%

STATE	FY2013 VADOC SR RELEASE COHORT ²	FY2014 VADOC SR RELEASE COHORT ³	FY2015 VADOC SR RELEASE COHORT ⁴	FY2016 VADOC SR RELEASE COHORT ⁵	FY2017 VADOC SR RELEASE COHORT ⁶
MISSOURI	43.9%	42.7%	42.9%	40.1%	37.2%
MONTANA	42.2%	42.2%	36.9%	38.6%	38.6%
NEBRASKA	25.5%	25.5%	30.3%	31.0%	30.2%
NEVADA	29.2%	28.6%	28.6%	27.5%	24.6%
NEW HAMPSHIRE	47.1%	45.0%	45.0%	45.0%	41.5%
NEW JERSEY	32.0%	29.8%	30.5%	30.4%	30.4%
NEW MEXICO	46.2%	49.1%	49.1%	49.1%	49.1%
NEW YORK	42.6%	43.0%	43.0%	43.0%	43.0%
NORTH CAROLINA	35.8%	35.8%	Not included	Not included	Not included
NORTH DAKOTA	39.9%	45.7%	39.4%	40.3%	41.2%
OHIO	29.3%	30.7%	31.5%	31.5%	32.7%
OKLAHOMA	24.2%	24.8%	24.8%	25.1%	22.6%
OREGON	Not included	Not included	Not included	Not included	Not included
PENNSYLVANIA	59.5%	46.4%	46.4%	47.1%	47.1%
RHODE ISLAND	52.0%	50.0%	47.0%	47.0%	47.0%
SOUTH CAROLINA	24.9%	24.5%	23.1%	21.9%	21.0%
SOUTH DAKOTA	43.6%	39.6%	43.1%	44.0%	44.0%
TENNESSEE	47.1%	Not included	Not included	Not included	Not included
TEXAS	Not included	Not included	Not included	Not included	Not included
UTAH	55.0%	Not included	Not included	Not included	Not included
VERMONT	45.0%	45.0%	45.0%	45.0%	43.8%
VIRGINIA	22.4%	23.4%	23.1%	23.9%	22.3%
WASHINGTON	32.2%	32.0%	33.5%	33.5%	30.7%
WEST VIRGINIA	25.0%	24.0%	24.0%	28.0%	29.3%
WISCONSIN	37.5%	37.5%	37.5%	33.3%	38.1%
WYOMING	28.2%	28.2%	32.1%	32.3%	33.8%

Table prepared by Crime Commission staff.

¹ VADOC waits at least four years to calculate the three-year re-incarceration rate of SR releases in order to ensure that all court orders are accounted for and entered into the Virginia CORIS data system. In order to calculate re-incarceration rates, VADOC counts all SR sentences (1 year or more for a felony offense; 2 years or more for a parole violation) after release as recidivism, including technical violations and sentences for offenses that occurred prior to release.

² Virginia Department of Corrections. (2017, November). *State recidivism comparison*. Retrieved from <https://vadoc.virginia.gov/media/1366/vadoc-state-recidivism-comparison-report-2017-11.pdf>. Recidivism rates for each state are the most recent three-year re-incarceration rates produced and made publicly available by each state (as of September 2017). The data for Virginia reflects State Responsible (SR) inmates released from incarceration in Virginia in FY2013. The following states were included in the analysis but reflect a unified state rate, which includes both state and local responsible inmates: Alaska, Connecticut, Delaware, Rhode Island, and Vermont. The following states were excluded from the analysis for the following reasons: Georgia (only reports re-conviction information), Hawaii (only reports re-arrest information), Illinois (only reports re-conviction information), Oregon (data based on 6-month release cohort), and Texas (data includes both felons and misdemeanants).

³ Virginia Department of Corrections. (2018, December). *State recidivism comparison*. Retrieved from <https://vadoc.virginia.gov/media/1363/vadoc-state-recidivism-comparison-report-2018-12.pdf>. Recidivism rates for each state are the most recent three-year re-incarceration rates produced and made publicly available by each state (as of October 2018). The data for Virginia reflects State Responsible (SR) inmates released from incarceration in Virginia in FY2014. The following states were included in the analysis but reflect a unified state rate, which includes both state and local responsible inmates: Alaska, Connecticut, Delaware, Rhode Island, and Vermont. The following states were excluded from the analysis for the following reasons: California (data excludes parole violations), Georgia (only reports re-conviction information), Hawaii (only reports re-arrest information), Oregon (data based on 6-month release cohort), Tennessee (data combines re-arrest, re-conviction, and re-incarceration information), Texas (data includes both felons and misdemeanants), and Utah (data only includes releases to parole).

⁴ Virginia Department of Corrections. (2020, February). *State recidivism comparison*. Retrieved from <https://vadoc.virginia.gov/media/1485/vadoc-state-recidivism-comparison-report-2020-02.pdf>. Recidivism rates for each state are the most recent three-year re-incarceration rates produced and made publicly available by each state (as of November 8, 2019). The data for Virginia reflects State Responsible (SR) inmates released from incarceration in Virginia in FY2015. The following states were included in the analysis but reflect a unified state rate, which includes both state and local responsible inmates: Alaska, Connecticut, Delaware, Rhode Island, and Vermont. The following states were excluded from the analysis for the following reasons: California (data excludes parole violations), Georgia (only reports re-conviction information), Hawaii (only reports re-arrest information), North Carolina (solely produces two-year follow-up rates), Oregon (data based on 6-month release cohort), Tennessee (data combines re-arrest, re-conviction, and re-incarceration information), Texas (rate was calculated separately from seven different populations including both felons and misdemeanants), and Utah (data only includes releases to parole).

⁵ Virginia Department of Corrections. (2021, April). *State recidivism comparison*. Retrieved from <https://vadoc.virginia.gov/media/1684/vadoc-state-recidivism-comparison-report-2021-04.pdf>. Recidivism rates for each state are the most recent three-year re-incarceration rates produced and made publicly available by each state (as of November 30, 2020). The data for Virginia reflects State Responsible (SR) inmates released from incarceration in Virginia in FY2016. The following states were included in the analysis but reflect a unified state rate, which includes both state and local responsible inmates: Alaska, Connecticut, Delaware, Rhode Island, and Vermont. The following states were excluded from the analysis for the following reasons: California (data excludes parole violations), Georgia (only reports re-conviction information), Hawaii (only reports re-arrest information), North Carolina (solely produces two-year follow-up rates), Oregon (data based on 6-month release cohort), Tennessee (data combines re-arrest, re-conviction, and re-incarceration information), Texas (rate was calculated separately from seven different populations including both felons and misdemeanants), and Utah (data only includes releases to parole).

⁶ Virginia Department of Corrections. (2022, January). *State recidivism comparison*. Retrieved from <https://vadoc.virginia.gov/media/1728/vadoc-state-recidivism-report-2022-01.pdf>. Recidivism rates for each state are the most recent three-year re-incarceration rates produced and made publicly available by each state (as of October 29, 2021). The data for Virginia reflects State Responsible (SR) inmates released from incarceration in Virginia in FY2017. The report notes that rates across states may be lower than previous years due to sentencing delays related to COVID-19. The following states were included in the analysis but reflect a unified state rate, which includes both state and local responsible inmates: Alaska, Connecticut, Delaware, Rhode Island, and Vermont. The following states were excluded from the analysis for the following reasons: California (data excludes parole violations), Georgia (only reports re-conviction information), Hawaii (only reports re-arrest information), North Carolina (solely produces two-year follow-up rates), Oregon (data based on 6-month release cohort), Tennessee (data includes those who were arrested and detained in jail without being convicted of a crime, as well as those who were convicted of committing a new crime), Texas (rate was calculated separately from seven different populations including both felons and misdemeanants), and Utah (data only includes releases to parole).

APPENDIX D: VIRGINIA DEPARTMENT OF CORRECTIONS STATE RESPONSIBLE (SR) POPULATION

SR Confined Population, Releases, Community Corrections, and Parole Violators

The Virginia Department of Corrections (VADOC) publishes its *State Responsible Offender Demographic Profile* report on a semi-regular basis. The most recent report contains demographic information for the State Responsible (SR) confined offender population and the community corrections population on June 30, 2019, as well as SR releases during FY2019 and parole violators during FY2018.¹

The purpose of this memo is to provide information from the FY2019 VADOC *State Responsible Offender Demographic Profile* report pertaining to the following:

1. parole eligible offenders in the SR confined population on June 30, 2019;
2. SR offenders released on parole during FY2019;
3. SR offenders under active community parole supervision on June 30, 2019; and,
4. SR parole violators during FY2018.

State Responsible Confined Population on June 30, 2019

The “**State Responsible (SR) Confined Population**” includes offenders incarcerated in a VADOC facility or local/regional jail serving a SR term of incarceration on the date specified.²

- The SR Confined population as of June 30, 2019 (FY19) was 34,719.³
 - 91% (31,742) were serving a truth-in-sentencing (TIS) term of incarceration;⁴ and,
 - **9% (2,977) were serving a parole-eligible term of incarceration.**⁵
 - Average time already served: 263.2 months (~22 years)
 - Average remaining time to serve: 73.3 months (~6 years)

VADOC classifies SR offenders by the crime type of the most serious offense for which they were incarcerated on the date specified. The crime type categories include: violent, property/public order, and drugs. The crime types of the most serious offenses (MSO) for the **2,977 SR offenders serving a parole-eligible term of incarceration** on June 30, 2019, were as follows:⁶

- 92% (2,728) of parole eligible offenders had a violent MSO;
 - Average time already served: 277.0 months (~23 years)
 - Average remaining time to serve: 78.4 months (~7 years)
- 7% (202) of parole eligible offenders had a property/public order MSO; and,
 - Average time already served: 190.0 months (~16 years)
 - Average remaining time to serve: 44.8 months (~4 years)

- 1% (47) of parole eligible offenders had a drug MSO.
 - Average time already served: 173.6 months (~15 years)
 - Average remaining time to serve: 46.5 months (~4 years)

State Responsible Releases During FY2019

“**State Responsible (SR) Releases**” include offenders released from a SR term of incarceration during the timeframe specified. VADOC classifies its SR Releases by various release types, including: release to supervision, direct discharge, discretionary parole, mandatory parole, death, and “other”. VADOC also captures the average length of time served (in months) by SR releases before being released.

The release types and average length of time served of the 12,819 SR Releases during FY2019 were as follows:

- 87% (11,188) of offenders were released to supervision: 38.1 months (~3 years)
- 8% (1,073) of offenders were directly discharged: 40.2 months (~3 years)
- **2% (253) of offenders were released on discretionary parole: 55.6 months (~5 years)**
 - 223 with violent MSO: 341.1 months (~28 years)
 - 15 with non-violent MSO: 208.1 months (~17 years)
 - 15 with drug MSO: 178.9 months (~15 years)
- **1% (161) of offenders were released on mandatory parole: 50.3 months (~4 years)**
 - 116 with violent MSO: 260.6 months (~22 years)
 - 33 with non-violent MSO: 123.3 months (~10 years)
 - 11 with drug MSO: 91.5 months (~8 years)
- Less than 1% (107) of offenders were released due to death: 56.7 months (~5 years)
- Less than 1% (37) of offenders were released under an “other” release type: 39.0 months (~3 years)

State Responsible Releases Under Active Community Corrections Supervision

The “**Community Corrections Population**” includes offenders convicted of one or more felonies who were sentenced to a term of supervision in the community and were being supervised on the date specified. VADOC classifies offenders receiving supervision into the following supervision types: probation, parole, interstate compact, post-release, and conditional release.

The total active community corrections population was 66,612 on June 30, 2019:

- 89% (59,295) of offenders were on probation supervision;
- **3% (1,842) of offenders were on parole supervision;**

- 1,431 offenders had a violent MSO before being release on parole
- 303 offenders had a property/public order MSO before being released on parole
- 105 offenders had a drug MSO before being released on parole
- 3 offenders did not have a MSO reported
- 3% (2,113) of offenders were on interstate compact supervision;
- <1% (582) of offenders were on post-release supervision;
- <1% (28) of offenders were on conditional release supervision; and,
- 4% (2,752) of offenders did not have a type of supervision listed.

State Responsible Parole Violators During FY2018

“**State Responsible Parole Violators**” are offenders who had their parole revoked by the Virginia Parole Board during the time frame specified and had an SR term of incarceration imposed.

There were 56 parole violators in FY18.

- 73% (41 of 56) of parole violators had technical violations.
- 27% (15 of 56) of parole violators had a new crime violation.

The **release types** for the 56 parole violators were as follows:

- 43 parole violators had been released on mandatory parole.
 - 22 violators had a violent MSO when released on supervision; 20 violators had a property/public order MSO when released on supervision; and, 1 violator had a drug MSO when released on supervision.
- 12 parole violators had been released on discretionary parole.
 - 6 violators had a violent MSO when released on parole supervision; and, 6 violators had a property/public order MSO when released on supervision.
- 1 parole violator had been released on geriatric parole.
 - This violator had a violent MSO when released on parole supervision.

The crime types of the most serious offenses for each of the 56 parole violators, both before and after they were released on parole supervision, were as follows:

- 29 parole violators had a violent MSO before being released on parole supervision and then committed the following violations after release:
 - 22 committed technical violations
 - 7 committed new crime violations
- 26 parole violators had a property/public order MSO before being released on parole supervision and then committed the following violations after release:
 - 19 committed technical violations

- 7 committed new crime violation
- 1 parole violator had a drug MSO before being released on parole supervision and then committed the following violation after release:
 - 1 committed a new crime violation
- The mean time revoked across all 56 parole violators was 132.3 months (~11 years).
 - 149.4 months (~12 years) revoked for parole violators who had a violent MSO before being released on parole supervision.
 - 117.4 months (~10 years) revoked for parole violators who had a property/public order MSO before being released on parole supervision.
 - 24.7 months (~2 years) revoked for parole violators who had a drug MSO before being released on parole supervision.

¹ Virginia Department of Corrections. (2020, January). *State responsible offender demographic profile, FY2019*. Retrieved from <https://vadoc.virginia.gov/media/1472/vadoc-research-state-responsible-demographic-report-2019.pdf>. See p. ii of report for how the definition of a State Responsible (SR) inmate has changed over time.

² This figure excludes any Out-Of-State Contract offenders incarcerated in a VADOC facility. The SR Confined Population figures are data extracted from VirginiaCORIS and were current as of that time; the SR Confined Population figures differ from the SR End-of-Month (SR EOM) figures because the SR Confined Population includes only information about offenders known to VirginiaCORIS, while the SR EOM figures include information about SR offenders incarcerated in local/regional jail as reported by the State Compensation Board (SCB) because the jails know about an offender's SR status before that information is received and verified by VADOC and entered into VirginiaCORIS.

³ Virginia Department of Corrections. (2020, January). *State responsible offender demographic profile, FY2019*. Retrieved from <https://vadoc.virginia.gov/media/1472/vadoc-research-state-responsible-demographic-report-2019.pdf>.

⁴ *Id.* Offenders with only Truth-In-Sentencing (TIS) convictions for this term of incarceration.

⁵ *Id.* Offenders with Parole Eligible convictions for this term of incarceration. This includes any offenders with a combination of TIS and PE sentences (these offenders must satisfy the TIS portion of their sentence before satisfying the Parole Eligible portion). These offenders may or may not have passed their Discretionary Parole Eligibility Date.

⁶ The crime type of an offender's most serious offense for which they are currently incarcerated does not take into account that offender's criminal history record.

APPENDIX E: IMPACT OF ENHANCED EARNED SENTENCE CREDITS (ESC) ON FY2023 VIRGINIA STATE RESPONSIBLE (SR) RELEASES

Crime Commission staff requested data from the Virginia Department of Corrections (VADOC) relating to the impact of enhanced ESC on FY2023 SR releases.¹ The purpose of this memo is to provide information on the number of offenders scheduled for release in FY2023 (July 1, 2022 - June 30, 2023) who were further classified into two groups:

- Releases who were not eligible for enhanced ESC (“Regular Releases”); and,
- Releases who were eligible for enhanced ESC (“Enhanced ESC Releases”).²

FY2023 Releases

Offenders scheduled for release in FY2023 were classified as follows:

- Regular Releases: offenders scheduled to be released in FY2023 who did not benefit from enhanced ESC.³
- Enhanced ESC Releases: offenders scheduled to be released in FY2023 who benefited from enhanced ESC. These offenders were further classified as follows:
 - No Change in FY of Release: offenders scheduled to be released earlier in FY2023 than their original release date due to the application of enhanced ESC, but who would have been released in FY2023 even without enhanced ESC.⁴
 - Change in FY of Release: offenders scheduled to be released in FY2023 who are being released *at least* one fiscal year earlier than their original release date due to the application of enhanced ESC.⁵

There are 9,324 offenders scheduled to be released in FY2023:⁶

- 21% (1,995 of 9,324) are Regular Releases;⁷
- 53% (4,947 of 9,324) are Enhanced ESC Releases with no change in FY of release;⁸ and,
- 26% (2,382 of 9,324) are Enhanced ESC Releases with a change in FY of release.⁹

Main Findings

1. 74% (6,924 of 9,324) of all offenders scheduled to be released in FY2023 were already scheduled to be released in FY2023 prior to the enactment and application of enhanced ESC.¹⁰
2. The sex and age of the offenders scheduled to be released in FY2023 are similar across all classifications of offenders.¹¹
 - 88% of all scheduled FY2023 releases are male.
 - 63% of all scheduled FY2023 releases will be between the ages of 30-49 at release.¹²

3. The crime type of the most serious offense (MSO) at release varies tremendously between Regular Releases and Enhanced ESC Releases.¹³
 - The vast majority of scheduled Regular Releases have a violent MSO crime type at release; whereas, most of the scheduled Enhanced ESC Releases have a MSO crime type at release relating to property/public order or drug offenses. Specifically:
 - 93% of scheduled Regular Releases have a violent MSO crime type at release as compared to 21% of scheduled Enhanced ESC Releases;
 - 7% of scheduled Regular Releases have a property/public order MSO crime type at release as compared to 43% of scheduled Enhanced ESC Releases; and,
 - none of the scheduled Regular Releases have a drug MSO crime type at release as compared to 36% of scheduled Enhanced ESC Releases.
4. Significant differences exist in the most serious offense (MSO) at release between scheduled Regular Releases and scheduled Enhanced ESC Releases.¹⁴
 - 79% of scheduled Regular Releases have a MSO at release for either rape/sexual assault (25%), robbery (29%), or assault (25%), as compared to only 11% of scheduled Enhanced ESC Releases who have a MSO at release of rape/sexual assault (1%), robbery (<1%), or assault (9%).
 - Less than 2% of scheduled Regular Releases have a MSO at release for either larceny/fraud, drug sales, drug possession, or burglary/B&E, as compared to 74% of scheduled Enhanced ESC Releases who have a MSO at release of either larceny/fraud (25%), drug sales (23%), drug possession (14%), or burglary/B&E (12%).
5. The risk of general recidivism varies between scheduled Regular Releases and scheduled Enhanced ESC Releases, with Enhanced ESC Releases categorized as having a higher risk of general recidivism as compared to Regular Releases.¹⁵
 - Specifically, 48% of scheduled Regular Releases are categorized as having a “low risk” of general recidivism, as compared to only 22% of scheduled Enhanced ESC Releases.¹⁶

Enhanced Earned Sentence Credits (ESC) Impact on FY2023 State Responsible (SR) Releases (N=9,324)

	REGULAR RELEASES (N=1,995)	ENHANCED ESC RELEASES, NO FY CHANGE (N=4,947)	ENHANCED ESC RELEASES, FY CHANGE (N=2,382)	ALL FY2023 RELEASES (N=9,324)
CRIME TYPE OF MOST SERIOUS OFFENSE (MSO) AT RELEASE				
VIOLENT	93%	21%	22%	36%
PROPERTY/PUBLIC ORDER	7%	44%	39%	35%
DRUG	-	35%	39%	29%
PRIOR CONVICTION FOR VIOLENT OFFENSE ON CRIMINAL RECORD PER § 17.1-805¹⁷				
NO	1%	52%	46%	40%
YES	99%	48%	54%	60%
MOST SERIOUS OFFENSE AT RELEASE				
CAPITAL MURDER/HOMICIDE - 1 ST /HOMICIDE-2 ND	6%	<1%	-	1%
MANSLAUGHTER	<1%	2%	3%	2%
ABDUCTION	8%	<1%	-	2%
RAPE/SEXUAL ASSAULT	25%	1%	1%	6%
ROBBERY	29%	<1%	<1%	6%
ASSAULT	25%	9%	9%	12%
WEAPONS	<1%	9%	8%	7%
ARSON	<1%	<1%	1%	<1%
BURGLARY/B&E	1%	11%	14%	10%
LARCENY/FRAUD	<1%	27%	21%	19%
CONSPIRACY	-	<1%	1%	<1%
SEX OFFENSE ¹⁸	6%	1%	1%	2%
DUI	-	3%	1%	2%
HABITUAL OFFENDER	-	2%	1%	1%
OTHER NON-VIOLENT	<1%	<1%	<1%	<1%
DRUG SALES	-	20%	28%	18%
DRUG POSSESSION	-	15%	11%	11%
COMPAS RISK OF GENERAL RECIDIVISM¹⁹				
LOW	48%	21%	24%	27%
MEDIUM	25%	24%	28%	25%
HIGH	17%	23%	29%	23%
NOT REPORTED	11%	32%	19%	24%

Source: Virginia Department of Corrections, personal communication, July 22, 2022.

¹ Virginia Department of Corrections, personal communication, July 22, 2022. Data reflects scheduled releases as of June 30, 2022. The numbers reported are preliminary and will likely change. The numbers reported include tentative release dates that require further review by time computation auditors.

² Releases who are eligible for Enhanced ESC are offenders that are scheduled to be released *earlier* than their original release date due to the application of enhanced ESC.

³ Virginia Department of Corrections, personal communication, July 22, 2022.

⁴ *Id.*

⁵ *Id.*

⁶ *Id.*

⁷ *Id.*

⁸ *Id.*

⁹ *Id.*

¹⁰ *Id.*

¹¹ *Id.*

¹² *Id.*

¹³ *Id.*

¹⁴ *Id.*

¹⁵ *Id.*

¹⁶ Percentages for risk levels of general recidivism are based on all 9,324 FY2023 releases, including offenders whose COMPAS risk level of general recidivism was not recorded. If the 2,238 offenders without a recorded COMPAS risk of general recidivism score are excluded, percentages for risk levels are as follows: 53% of scheduled Regular Releases are categorized as having a “low risk” of general recidivism, as compared to only 30% of scheduled Enhanced ESC releases.

¹⁷ See VA. CODE ANN. § 17.1-805(C) (2022). This category indicates whether an inmate has a conviction in their VADOC sentence history for an offense considered violent per the definition set forth in VA. CODE ANN. § 17.1-805 and whether an inmate qualifies for sentence length enhancements in the Virginia Criminal Sentencing Commission sentencing guidelines. This category differs from VADOC crime type in that it takes into account an inmate’s entire criminal history record rather than just the crime type for the inmate’s current SR term of incarceration. A significant difference is that VA. CODE ANN. § 17.1-805 treats burglary offenses as being violent.

¹⁸ These sex offenses are non-violent sex-related offenses, such as indecent exposure, failure to register as a sex offender, etc.

¹⁹ The COMPAS is a risk and needs assessment instrument used by VADOC. The risk of general recidivism was based on the last COMPAS assessment from this release term as of June 30, 2022. For more information on the COMPAS risk and needs assessment instrument, see Equivant. (2019, April 4). *Practitioner’s guide to COMPAS core*. (Viewed August 2, 2022). Retrieved from <https://www.equivant.com/practitioners-guide-to-compas-core/>.

APPENDIX F: STATUTORY EXCLUSIONS ACROSS EARLY RELEASE MECHANISMS IN VIRGINIA

EXCLUDED CRIME(S) PER VA. CODE	§ 53.1-151 DISCRETIONARY PAROLE ¹	§ 53.1- 165.1(B) <i>FISHBACK</i> PAROLE ²	§ 53.1- 40.01 GERIATRIC PAROLE ³	§ 53.1-40.02 TERMINALLY ILL PAROLE ⁴	§ 53.1- 165.1(E) JUVENILE PAROLE ⁵	§ 19.2- 311 YOUTHFUL OFFENDER PAROLE ⁶	§ 53.1-202.3 EARNED SENTENCE CREDITS (ESC) ⁷	BUDGET COVID-19 RELEASE ⁸ (EXPIRED)
Murder, rape, or robbery by the presenting of firearms or other deadly weapon	✓ ⁹							
Felony – manufacturing, selling, giving, distributing, or possessing with intent to manufacture, sell, give or distribute a controlled substance	✓ ¹⁰							
§ 3.2-6570(F) – cruelty to animals							✓	
§ 16.1-253.2 (felony) –protective order violation				✓			✓	
§ 18.2-10(a) – Class 1 felony		✓	✓	✓			✓	✓
§ 18.2-29 – solicitation to commit murder							✓	
§ 18.2-31 – aggravated murder						✓		
§ 18.2-32 – 1 st and 2 nd degree murder				✓		✓	✓	
§ 18.2-32.1 – murder of a pregnant woman				✓			✓	
§ 18.2-32.2 – killing a fetus				✓			✓	
§ 18.2-33 – felony murder				✓			✓	
§ 18.2-40 – lynching				✓			✓	
§ 18.2-45 – persons suffering death from mob attempting to lynch another person ¹¹				✓			✓	
§ 18.2-46.5 – committing, conspiring, aiding & abetting an act of terrorism				✓			✓ ¹²	

EXCLUDED CRIME(S) PER VA. CODE	§ 53.1-151 DISCRETIONARY PAROLE ¹	§ 53.1- 165.1(B) <i>FISHBACK</i> PAROLE ²	§ 53.1- 40.01 GERIATRIC PAROLE ³	§ 53.1-40.02 TERMINALLY ILL PAROLE ⁴	§ 53.1- 165.1(E) JUVENILE PAROLE ⁵	§ 19.2- 311 YOUTHFUL OFFENDER PAROLE ⁶	§ 53.1-202.3 EARNED SENTENCE CREDITS (ESC) ⁷	BUDGET COVID-19 RELEASE ⁸ (EXPIRED)
§ 18.2-46.6(A) – possess, etc., weapon of terrorism				✓			✓	
§ 18.2-46.6(B) – possess, etc., weapon of terrorism container				✓				
§ 18.2-46.7 – bioterrorism				✓				
Article 3 of Chapter 4 of Title 18.2 (§ 18.2-47 <i>et seq.</i>) – any kidnapping or abduction felony				✓ ¹³			✓	
Article 4 of Chapter 4 of Title 18.2 (§ 18.2-51 <i>et seq.</i>) – any malicious felonious assault or malicious bodily wounding				✓			✓	
§ 18.2-51.6 – strangulation							✓	
§ 18.2-51.7 – female genital mutilation				✓			✓	
§ 18.2-54.1 – attempts to poison				✓				
§ 18.2-54.2 – adulteration of food, drink, drugs, cosmetics, etc.				✓				
§ 18.2-57.2 (felony) – assault and battery against family or household member				✓			✓	
§ 18.2-58 – robbery				✓			✓	
§ 18.2-58.1 – carjacking				✓			✓	
§ 18.2-60.3 (felony) – stalking				✓			✓	
§ 18.2-60.4 (felony) – protective order violation				✓			✓	

EXCLUDED CRIME(S) PER VA. CODE	§ 53.1-151 DISCRETIONARY PAROLE ¹	§ 53.1- 165.1(B) <i>FISHBACK</i> PAROLE ²	§ 53.1- 40.01 GERIATRIC PAROLE ³	§ 53.1-40.02 TERMINALLY ILL PAROLE ⁴	§ 53.1- 165.1(E) JUVENILE PAROLE ⁵	§ 19.2- 311 YOUTHFUL OFFENDER PAROLE ⁶	§ 53.1-202.3 EARNED SENTENCE CREDITS (ESC) ⁷	BUDGET COVID-19 RELEASE ⁸ (EXPIRED)
Article 7 of Chapter 4 of Title 18.2 (§ 18.2-61 <i>et seq.</i>) – specific felonious sexual assaults				✓ ¹⁴		✓ ¹⁵	✓	
Article 7 of Chapter 4 of Title 18.2 (§ 18.2-61 <i>et seq.</i>) – specific sexual assaults where the victim was a minor		✓ ¹⁶				✓ ¹⁷		
§ 18.2-90 – burglary with intent to commit murder, rape, robbery or arson				✓			✓	
§ 18.2-93 – entering bank, armed, with intent to commit larceny				✓				
§ 18.2-128 – felony trespass on church or school property							✓	
§ 18.2-289 – use of machine gun in crime of violence				✓			✓	
§ 18.2-300(A) – possession or use of “sawed-off” shotgun or rifle for crime of violence				✓			✓	
Article 3 of Chapter 8 of Title 18.2 (§ 18.2-346 <i>et seq.</i>) – prostitution, commercial sexual conduct				✓ ¹⁸			✓	
Article 4 of Chapter 8 of Title 18.2 (§ 18.2-362 <i>et seq.</i>) – family offenses; crimes against children, etc.				✓ ¹⁹			✓ ²⁰	
Article 5 of Chapter 8 of Title 18.2 (§ 18.2-372 <i>et seq.</i>) – obscenity (any felony offense)				✓ ²¹			✓ ²²	
§ 18.2-481 – treason				✓			✓	

EXCLUDED CRIME(S) PER VA. CODE	§ 53.1-151 DISCRETIONARY PAROLE ¹	§ 53.1- 165.1(B) <i>FISHBACK</i> PAROLE ²	§ 53.1- 40.01 GERIATRIC PAROLE ³	§ 53.1-40.02 TERMINALLY ILL PAROLE ⁴	§ 53.1- 165.1(E) JUVENILE PAROLE ⁵	§ 19.2- 311 YOUTHFUL OFFENDER PAROLE ⁶	§ 53.1-202.3 EARNED SENTENCE CREDITS (ESC) ⁷	BUDGET COVID-19 RELEASE ⁸ (EXPIRED)
§ 37.2-900 – any sexually violent offense								✓ ²³
§ 37.2-917 – escape of persons committed							✓	
§ 37.2-918 – persons on conditional release leaving Commonwealth							✓	
§ 40.1-100.2 – employ, etc. a person under eighteen for sexually explicit visual material				✓			✓	
§ 40.1-103 – cruelty and injuries to children				✓			✓	
SECOND OR SUBSEQUENT FELONY VIOLATION OF THE FOLLOWING²⁴								
§ 3.2-6571 – felony animal fighting							✓	
§ 18.2-30 – voluntary manslaughter				✓			✓	
§ 18.2-30 – involuntary manslaughter				✓				
§ 18.2-41 – shooting, stabbing, etc., with intent to maim, kill, etc., by mob				✓			✓	
§ 18.2-42.1 – acts of violence by mob				✓			✓	
§ 18.2-46.5(B), (C), or (D) – committing, conspiring, and aiding and abetting acts of terrorism							✓	
§ 18.2-46.6(C) – use, sell, etc., imitation weapon of terrorism				✓				
§ 18.2-46.7 – bioterrorism							✓	
§ 18.2-51 – unlawful wounding				✓			✓	
§ 18.2-51.1 – unlawful wounding of law-enforcement, etc.				✓			✓	

EXCLUDED CRIME(S) PER VA. CODE	§ 53.1-151 DISCRETIONARY PAROLE ¹	§ 53.1- 165.1(B) <i>FISHBACK</i> PAROLE ²	§ 53.1- 40.01 GERIATRIC PAROLE ³	§ 53.1-40.02 TERMINALLY ILL PAROLE ⁴	§ 53.1- 165.1(E) JUVENILE PAROLE ⁵	§ 19.2- 311 YOUTHFUL OFFENDER PAROLE ⁶	§ 53.1-202.3 EARNED SENTENCE CREDITS (ESC) ⁷	BUDGET COVID-19 RELEASE ⁸ (EXPIRED)
§ 18.2-54.1 – attempts to poison							✓	
§ 18.2-54.2 – adulteration of food, drink, drugs, cosmetics, etc.							✓	
§ 18.2-77 – burning or destroying dwelling house, etc. (when occupied)				✓			✓	
§ 18.2-79 – burning or destroying meeting house, etc. when occupied (Class 3 felony only)				✓			✓	
§ 18.2-89 – burglary (intent to commit larceny)				✓			✓	
§ 18.2-92 – breaking and entering dwelling house with intent to commit other misdemeanor				✓			✓	
§ 18.2-374.1:1(A) – possession of child pornography				✓			✓	
§ 18.2-423 – burning cross on property of another or public place with intent to intimidate				✓			✓	
§ 18.2-423.01 – burning object on property of another or a highway or other public place with intent to intimidate				✓			✓	
§ 18.2-423.1 – placing swastika on certain property with intent to intimidate				✓			✓	

EXCLUDED CRIME(S) PER VA. CODE	§ 53.1-151 DISCRETIONARY PAROLE ¹	§ 53.1-165.1(B) FISHBACK PAROLE ²	§ 53.1-40.01 GERIATRIC PAROLE ³	§ 53.1-40.02 TERMINALLY ILL PAROLE ⁴	§ 53.1-165.1(E) JUVENILE PAROLE ⁵	§ 19.2-311 YOUTHFUL OFFENDER PAROLE ⁶	§ 53.1-202.3 EARNED SENTENCE CREDITS (ESC) ⁷	BUDGET COVID-19 RELEASE ⁸ (EXPIRED)
§ 18.2-423.2 – displaying noose on property of another or a highway or other public place with intent to intimidate				✓			✓	
§ 18.2-433.2 – paramilitary activity				✓			✓	
§ 40.1-29(E)(2) – withholding wages \$10,000 or more or second or subsequent conviction regardless of value				✓			✓	

Table prepared by Crime Commission staff based on legal analysis as of July 2022.

¹ Discretionary parole encompasses three Virginia Code sections: VA. CODE ANN. § 53.1-151 (felonies only), § 53.1-152 (combination of felonies and misdemeanors and sentenced to prison), and § 53.1-153 (combination of felonies and misdemeanors, or misdemeanors only, and sentenced to jail). The exclusions set forth in VA. CODE ANN. § 53.1-151 are also applicable to VA. CODE ANN. §§ 53.1-152 and 53.1-153.

² *Fishback v. Commonwealth*, 532 S.E.2d 629, 260 Va. 104 (June 9, 2000).

³ To qualify for conditional release under this statute, the person must have reached the age of 65 and served at least 5 years of their sentence, or reached the age of 60 and served at least 10 years of their sentence.

⁴ “Terminally ill” means having a chronic or progressive medical condition caused by injury, disease, or illness where the medical prognosis is the person’s death within 12 months.

⁵ There are no excluded crimes for juvenile parole. Requirements to qualify for juvenile parole are listed in VA. CODE ANN. § 53.1-165.1(E).

⁶ The court makes the initial determination whether to sentence the person to the youthful offender program that will then make them eligible for parole. The exclusions listed in this column will disqualify a person from being sentenced to the youthful offender program.

⁷ The ESC statute does not contain any excluded crimes. ESC are included in this table to show the crimes for which those sentenced may only earn a maximum of 4.5 days for each 30 days served. Per the language of the 2022 Special Session I Budget Bill, this includes any sentence that is concurrent with or consecutive to a sentence for a conviction of an offense listed in the table (subsection A of VA. CODE ANN. § 53.1-202.3). See 2022 Va. Acts, Sp. Sess. I, ch. 2, Item 404(R)(2). Retrieved from <https://budget.lis.virginia.gov/item/2022/2/HB30/Chapter/1/404/>. For any crime not listed in this table, the rate of days earned depends on whether the person is classified as Level I, II, or IV within the Virginia Department of Corrections.

⁸ The provisions of this section expired on July 1, 2021. See 2020 Va. Acts, Sp. Sess. I, ch. 56, Item 402(W). Retrieved from <https://budget.lis.virginia.gov/item/2020/2/HB5005/Chapter/1/402/>.

⁹ Three separate felony offenses when not part of a common act, transaction, or scheme.

¹⁰ Three separate felony offenses when not part of a common act, transaction, or scheme and the person has been at liberty between each conviction.

¹¹ Every person suffering death from a mob attempting to lynch another person shall come within the provisions of this article, and his personal representative shall be entitled to relief in the same manner and to the same extent as if he were the originally intended victim of such mob.

¹² Only subsections (A) and (D) of VA. CODE ANN. § 18.2-46.5.

¹³ Except VA. CODE ANN. § 18.2-49.1 (violation of court order regarding custody and visitation).

¹⁴ Except VA. CODE ANN. § 18.2-67.3(A)(5) (aggravated sexual battery by massage therapist, etc. not committed against minor); VA. CODE ANN. § 18.2-67.4:1 (infected sexual battery not committed against a minor); VA. CODE ANN. § 18.2-67.5(B) (attempted rape, forcible sodomy, object sexual penetration, etc. not committed against a minor); or, VA. CODE ANN. § 18.2-67.5:1 (sexual battery third offense not committed against a minor).

¹⁵ Only the following: VA. CODE ANN. § 18.2-61 (rape); VA. CODE ANN. § 18.2-67.1 (forcible sodomy); VA. CODE ANN. § 18.2-67.2 (object sexual penetration); and VA. CODE ANN. § 18.2-67.3(A)(1) (aggravated sexual battery with a complaining witness less than 13 years of age).

¹⁶ VA. CODE ANN. § 18.2-61 (rape), VA. CODE ANN. § 18.2-67.1 (forcible sodomy), VA. CODE ANN. § 18.2-67.2 (object sexual penetration), VA. CODE ANN. § 18.2-67.3 (aggravated sexual battery), VA. CODE ANN. § 18.2-63(a)(b)(c) & (d) (carnal knowledge of a child between thirteen and fifteen years of age), and the following attempt crimes: VA. CODE ANN. § 18.2-63 (carnal knowledge of a child between thirteen and fifteen years of age); VA. CODE ANN. § 18.2-64.1 (carnal knowledge of certain minors); and VA. CODE ANN. § 18.2-64.2 (carnal knowledge of a person detained or arrested).

¹⁷ Only the following: VA. CODE ANN. § 18.2-67.3(A)(1) (aggravated sexual battery where the complaining witness is less than 13 years of age).

¹⁸ Involving a minor victim.

¹⁹ Involving a minor victim, except VA. CODE ANN. § 18.2-362 (bigamy); VA. CODE ANN. § 18.2-370.5 (offenses prohibiting entry onto school or other property); or, VA. CODE ANN. § 18.2-371.1(B) (abuse and neglect of children - Class 6 felony).

²⁰ Except VA. CODE ANN. § 18.2-362 (bigamy) or VA. CODE ANN. § 18.2-371(B) (abuse & neglect - Class 6 felony).

²¹ Involving a minor victim, except VA. CODE ANN. § 18.2-374.1:1(A) (possession of child pornography).

²² Except VA. CODE ANN. § 18.2-374.1:1(A) (possession of child pornography).

²³ "Sexually violent offense" means a felony under (i) former § 18-54, former § 18.1-44, subdivision A5 of § 18.2-31, § 18.2-61, 18.2-67.1, or 18.2-67.2; (ii) § 18.2-48 (ii), 18.2-48 (iii), 18.2-63, 18.2-64.1, or 18.2-67.3; (iii) subdivision A1 of § 18.2-31 where the abduction was committed with intent to defile the victim; (iv) § 18.2-32 when the killing was in the commission of, or attempt to commit rape, forcible sodomy, or inanimate or animate object sexual penetration; (v) the laws of the Commonwealth for a forcible sexual offense committed prior to July 1, 1981, where the criminal behavior is set forth in §§ 18.2-67.1 or 18.2-67.2, or is set forth in § 18.2-67.3; or (vi) conspiracy to commit or attempt to commit any of the above offenses. VA. CODE ANN. § 37.2-900 (2022).

²⁴ Only when offenses were not part of a common act, transaction, or scheme and such person has been at liberty as defined in VA. CODE ANN. § 53.1-151 between each conviction.

APPENDIX G: RECENT CHANGES TO SENTENCING IN VIRGINIA

Jury Sentencing

- The General Assembly enacted legislation during 2020 Special Session I that repealed mandatory jury sentencing in Virginia (SB5007). Under the new law, the defendant chooses whether to be sentenced by the jury or by the judge following a finding of guilt in a jury trial.
- SB5007: <https://lis.virginia.gov/cgi-bin/legp604.exe?202+sum+SB5007>

Technical Probation Violations

- The General Assembly enacted legislation during 2021 Special Session I that placed limits on the amount of active incarceration a court can impose as a result of a technical probation violation (HB2038). The court cannot impose active incarceration for a first technical violation and may only impose up to 14 days of active incarceration for a second technical violation. The court may impose whatever portion of the remaining suspended sentence it deems appropriate following a third technical violation.
- HB2038: <https://lis.virginia.gov/cgi-bin/legp604.exe?ses=212&typ=bil&val=hb2038>

Sentencing Guidelines – Substantial Assistance, Acceptance of Responsibility, or Remorse

- In 2020, the Virginia Criminal Sentencing Commission modified the low end of the sentencing guidelines range when a judge determines the defendant provided substantial assistance, accepted responsibility, or expressed genuine remorse. If the judge makes such a determination and the low end of the sentencing guidelines range is three years or less, then the low end will be reduced to zero. The midpoint and the high end of the sentencing guidelines range will remain unchanged.
- While this change effects the low end of the sentencing guidelines range in certain instances, the sentencing guidelines themselves remain discretionary in nature (*see* Va. Code § 19.2-298.01) and the court may still sentence the defendant up to the maximum penalty allowed by law.
- For further information, see the Virginia Criminal Sentencing Commission's *2020 Annual Report*, pages 118-121: <http://www.vcsc.virginia.gov/2020VCSCAnnualRepor>



UPDATE: EXPUNGEMENT AND SEALING OF CRIMINAL RECORDS

UPDATE: EXPUNGEMENT AND SEALING OF CRIMINAL RECORDS

SUMMARY OF 2022 STUDY ACTIVITIES

In 2020, the Executive Committee of the Crime Commission directed staff to review expungement in Virginia and criminal record relief in other states, with a focus on the automatic sealing of criminal charges and convictions.¹ As a result of this study, legislation was enacted during the 2021 Special Session I of the General Assembly to create an *automatic* process to seal specific convictions, specific deferred dismissals,² and all non-convictions, as well as a *petition-based* process to seal a wide variety of convictions and deferred dismissals.³ Separate legislation was also enacted during 2021 Special Session I that legalized the recreational possession of marijuana and created automatic and petition-based expungement processes for certain marijuana offenses.⁴ In 2021, staff concluded that the expungement, sealing, and marijuana expungement statutes in the Virginia Code contained significant variations, both technical and substantive, that legislators may want to reconcile in order to ensure that the framework is consistent, individuals have access to the processes, and post-criminal record relief protections are uniform.⁵

During 2022, the Crime Commission formed a subcommittee for members to provide guidance on drafting legislation to reconcile multiple outstanding issues related to expungement, sealing, and marijuana expungement. Based on this guidance, staff consulted with Office of the Executive Secretary of the Supreme Court of Virginia (OES), the Virginia State Police (VSP), and the Virginia Court Clerks Association (VCCA) and drafted legislation to improve the technical components of expungement, sealing, and marijuana expungement without reducing or expanding the availability of these processes. The resulting legislation (SB 1402/HB 2400) was unanimously endorsed by the Crime Commission, introduced during the 2023 Regular Session of the General Assembly, passed both chambers unanimously, and signed into law by the Governor.⁶ Despite this new legislation, several policy matters still remain with the expungement and sealing processes that could be addressed.

PROGRESS ON THE IMPLEMENTATION OF THE NEW SEALING PROCESSES

The 2021 sealing legislation directs OES and VSP to submit an annual report to the Crime Commission regarding their progress in implementing the automated systems needed to exchange information for the sealing of criminal records.⁷ Each of these agencies provided a report and presented on their progress at the December 2022 Crime Commission meeting.

OES provided an overview of the Department of Judicial Information Technology's (DJIT) project for implementing a system which can handle the automated exchange of information. Although OES and DJIT are still determining the project's scope and complexity, the project is on schedule for completion by the statutory deadline of July 1, 2025. OES contends that any substantive changes to the sealing legislation will require additional funding for implementing a new system and may potentially delay the project's completion.⁸

VSP reported that it has made significant progress towards developing and implementing a new system, the Criminal and Rap Back Information System (CRIS). VSP anticipates full implementation of the CRIS by December 31, 2024.⁹

The 2021 sealing legislation also directs VCCA to submit an annual report to the Crime Commission regarding the necessary staffing and technology costs for implementing the provisions of the sealing legislation.¹⁰ VCCA also presented at the December 2022 meeting and stated that while circuit court clerks will need approximately \$33 million for criminal record sealing, such funding has not yet been authorized by the General Assembly.¹¹

2023 CRIME COMMISSION LEGISLATION

The Crime Commission met on January 10, 2023, to finalize its legislative package and unanimously endorsed draft legislation to amend the expungement and sealing statutes in order to better facilitate the implementation and programming of the new sealing processes.

Two identical bills were introduced during the 2023 Regular Session of the General Assembly – HB 2400 (Delegate Charniele L. Herring)¹² and SB 1402 (Senator Scott A. Surovell).¹³ The bills passed both chambers unanimously and were signed into law by the Governor. The bills make the following changes to Virginia's expungement, sealing, and marijuana expungement laws:¹⁴

- Repeals the automatic and petition-based marijuana expungement statutes¹⁵ and moves the same eligible marijuana offenses into the automatic and petition-based sealing statutes in order to clarify that these marijuana offenses will be sealed and not expunged;¹⁶
- Repeals statutes related to the sealing of marijuana offenses solely in the Virginia Central Criminal Records Exchange (CCRE)¹⁷ and the automatic sealing of mistaken or misuse of identity¹⁸ because these provisions are duplicative of existing law and may lead to confusion regarding what is actually sealed;
- Removes the offense of underage possession of alcohol¹⁹ from the automatic sealing process and places it into the petition-based sealing process because this offense is no longer included in the CCRE and therefore cannot be automatically sealed;²⁰
- Requires the use of an electronic, name-based criminal history record search in lieu of the currently used fingerprint-based search when an expungement petition or sealing petition is filed;²¹
- Requires courts to send an “electronic notification” of a sealing order to VSP instead of an “electronic order,” and directs courts to maintain a paper copy of the order under seal;²²
- Permits the courts and Commonwealth’s Attorneys to access sealed records for purposes of determining or challenging whether an offense was properly sealed;²³
- Clarifies that a petition for sealing can only include offenses that stem from the same occurrence so that multiple unrelated offenses cannot be sealed under the same petition;²⁴
- Allows a person to access their own expunged court and police records;²⁵
- Requires pleadings in expungement proceedings to be sealed in the same manner as pleadings in sealing proceedings;²⁶ and,
- Ensures that the Crime Commission and the Joint Legislative Audit and Review Commission (JLARC) can access sealed records for the purpose of conducting research.²⁷

ADDITIONAL EXPUNGEMENT AND SEALING MATTERS TO CONSIDER

While the Crime Commission's 2023 legislation provides significant clarity to expungement and sealing, several issues remain unresolved. Legislators may want to address the following matters before the sealing law takes effect in July 2025.

Establish a clear delineation between expungement and sealing in the Code and regulations:

- Provide a definition for expungement in the Virginia Code;²⁸
- Clarify the effects of expungement;²⁹ and,
- Amend various statutes related to the regulations and the court case management system to recognize the distinction between expunged and sealed records.³⁰

Align the petition-based expungement and petition-based sealing processes:

- Ensure that the information required in an expungement petition and a sealing petition is the same;³¹
- Determine a uniform method of delivering, mailing, or serving expungement and sealing petitions on the Commonwealth's Attorney;³²
- Appoint counsel for indigent expungement petitioners (currently only authorized for indigent sealing petitioners);³³
- Waive filing fees for indigent expungement petitioners (currently only authorized for indigent sealing petitioners);³⁴
- Determine whether court hearings on expungement petitions should be mandatory or discretionary;³⁵
- Align the protections provided to individuals who have their records expunged to match the sealing protections;³⁶
- Provide expungement orders to business screening services (currently only sealing orders are provided to business screening services);³⁷ and,
- Automate the expungement process after an expungement order is entered to match the sealing process.³⁸

Provide additional resources for the expungement and sealing processes:

- Amend the Sealing Fee Fund to provide court-appointed counsel to indigent expungement petitioners (currently only available for indigent sealing petitioners), and provide sufficient funding to pay for court-appointed counsel in both expungement and sealing proceedings;³⁹
- Allocate sufficient resources for stakeholders to comply with the new sealing requirements;⁴⁰ and,
- Clarify how paper records should be handled to comply with the sealing process.

Other issues:

- Increase public awareness of the expungement and sealing processes;⁴¹
- Create a process to pre-screen individuals for expungement or sealing eligibility;
- Establish a process for appointing counsel for indigent expungement and sealing petitioners;⁴²
- Notify an individual when a conviction on their criminal history record has been automatically sealed;
- Determine whether general deferred dispositions (Virginia Code § 19.2-289.02) should be eligible for expungement;⁴³
- Clarify how sealed records affect the Sex Offender and Crimes Against Minors Registry;⁴⁴
- Determine whether to make possession of marijuana offenses under Virginia Code § 4.1-1100 and marijuana-related paraphernalia offenses under Virginia Code § 54.1-3466 eligible for sealing;
- Clarify how possession of marijuana records that were not reported to the CCRE should be addressed since these records will not be automatically sealed;
- Establish a timeframe for the Commonwealth to respond to expungement and sealing petitions, as well as a timeframe for the courts to conduct a hearing on an expungement or sealing petition;
- Determine if access to sealed records is needed beyond the 25 existing purposes; and,
- Consider whether to create a petition-based sealing process for non-convictions.⁴⁵

¹ Virginia State Crime Commission (2021). *2020 annual report: Expungement and sealing of criminal records*. Available at <http://vscc.virginia.gov/2021/VSCC%202020%20Annual%20Report%20Expungement%20and%20Sealing.pdf>.

² A deferred dismissal refers to a circumstance where a charge is dismissed after the defendant completes certain terms or conditions ordered by the court.

³ 2021 Va. Acts, Sp. Sess. I, ch. 524 and 542. These Acts stemmed from House Bill 2113 and Senate Bill 1339. House Bill 2113 is available at <https://lis.virginia.gov/cgi-bin/legp604.exe?ses=212&typ=bil&val=hb2113>. Senate Bill 1339 is available at <https://lis.virginia.gov/cgi-bin/legp604.exe?ses=212&typ=bil&val=sb1339>.

⁴ 2021 Va. Acts, Sp. Sess. I, ch. 550 and 551. These Acts stemmed from House Bill 2312 and Senate Bill 1406. House Bill 2312 is available at: <https://lis.virginia.gov/cgi-bin/legp604.exe?ses=212&typ=bil&val=hb2312>. Senate Bill 1406 is available at: <https://lis.virginia.gov/cgi-bin/legp604.exe?ses=212&typ=bil&val=sb1406>.

⁵ Virginia State Crime Commission. (2022). *2021 annual report: Update: Expungement and sealing of criminal and court records*. Available at <http://vscc.virginia.gov/2022/VSCC%202021%20Annual%20Report%20-%20Expungement%20and%20Sealing%20Update.pdf>.

⁶ 2023 Va. Acts ch. 554 and 555.

⁷ See 2021 Va. Acts, Sp. Sess. I, ch. 524 and 542. These Acts stemmed from House Bill 2113 and Senate Bill 1339. House Bill 2113 is available at <https://lis.virginia.gov/cgi-bin/legp604.exe?ses=212&typ=bil&val=hb2113>. Senate Bill 1339 is available at <https://lis.virginia.gov/cgi-bin/legp604.exe?ses=212&typ=bil&val=sb1339>.

⁸ Office of the Executive Secretary of the Supreme Court. (2022, November 2). *Report to the Virginia State Crime Commission*. Available at <http://vscc.virginia.gov/2022/Dec5mtg/OES%20expungement%20Report%20to%20Virginia%20State%20Crime%20Commission.11.2.22.pdf>.

⁹ Virginia Department of State Police. (2022, October). *Automated systems to exchange information, Progress on system development: A report to the Virginia State Crime Commission*. Available at <http://vscc.virginia.gov/2022/Dec5mtg/VSP%20Automated%20Systems%20to%20Exchange%20Information%20October%202022.pdf>.

¹⁰ See 2021 Va. Acts, Sp. Sess. I, ch. 524 and 542. These Acts stemmed from House Bill 2113 and Senate Bill 1339. House Bill 2113 is available at <https://lis.virginia.gov/cgi-bin/legp604.exe?ses=212&typ=bil&val=hb2113>. Senate Bill 1339 is available at <https://lis.virginia.gov/cgi-bin/legp604.exe?ses=212&typ=bil&val=sb1339>.

¹¹ Virginia Court Clerks Association. (2022, November 1). *HB 2113 and SB 1339 sealing and expungement legislation*. Available at <http://vscc.virginia.gov/2022/Dec5mtg/Clerks%20-%20Memorandum%20of%20the%20VCCA%20to%20the%20Virginia%20Crime%20Commission.pdf>.

¹² House Bill 2400 (2023). Available at <https://lis.virginia.gov/cgi-bin/legp604.exe?231+sum+HB2400>.

¹³ Senate Bill 1402 (2023). Available at <https://lis.virginia.gov/cgi-bin/legp604.exe?231+sum+SB1402>.

¹⁴ 2023 Va. Acts ch. 554 and 555.

¹⁵ VA. CODE ANN. §§ 19.2-392.2:1 and 19.2-392.2:2 (2022).

¹⁶ VA. CODE ANN. §§ 19.2-392.6 and 19.2-392.12 (2022). This change does not substantively impact marijuana criminal record relief. As previously reported by staff in 2021, the marijuana expungement statutes allowed records to be accessed for the same 25 specified purposes as sealed criminal records. Moving these marijuana offenses into the sealing statutes clarifies how these records will be handled. See Virginia State Crime Commission. (2022). *2021 annual report: Update: Expungement and sealing of criminal and court records*, at pp. 107 and 109. Available at <http://vscc.virginia.gov/2022/VSCC%202021%20Annual%20Report%20-%20Expungement%20and%20Sealing%20Update.pdf>. In addition, the marijuana-related drug paraphernalia offenses that were moved into the petition-based sealing statute will not count towards a person's lifetime limit of two petitions under VA. CODE ANN. § 19.2-392.12(C).

¹⁷ VA. CODE ANN. § 19.2-389.3 (2022).

¹⁸ VA. CODE ANN. § 19.2-392.9 (2022).

¹⁹ VA. CODE ANN. § 4.1-305 (2022).

²⁰ Sealing an underage possession of alcohol offense will not count towards a person's lifetime limit of two petitions under VA. CODE ANN. § 19.2-392.12(C).

²¹ See VA. CODE ANN. §§ 19.2-392.2(C) and 19.2-392.12(E) (2022).

²² See VA. CODE ANN. §§ 19.2-392.7, 19.2-392.10, 19.2-392.11, and 19.2-392.12 (2022). These changes will assist OES with the implementation of the statutorily required automated systems.

²³ See VA. CODE ANN. § 19.2-392.13(C) (2022).

²⁴ See VA. CODE ANN. § 19.2-392.12(C) (2022).

²⁵ See VA. CODE ANN. § 19.2-392.3(C) (2022).

²⁶ See VA. CODE ANN. §§ 19.2-392.2(N) and 19.2-392.12(M) (2022).

²⁷ See VA. CODE ANN. § 19.2-392.13(C) (2022).

²⁸ A definition could be added to VA. CODE ANN. § 19.2-392.2 (2022). Expungement is currently defined in the Virginia Administrative Code as “remov[ing], in accordance with a court order, a criminal history record or a portion of a record from public inspection or normal access.” 6 VA. ADMIN. CODE § 20-120-20 (2016).

²⁹ A Virginia Code section could be enacted using similar language as that in VA. CODE ANN. § 19.2-392.5 (2022), which describes the effects of sealing.

³⁰ See VA. CODE ANN. §§ 9.1-128, 9.1-134, 17.2-293.1, and 17.1-502 (2022).

³¹ See VA. CODE ANN. §§ 19.2-392 and 19.2-392.12 (2022).

³² *Id.*

³³ See VA. CODE ANN. §§ 17.1-205.1 (Sealing Fee Fund) and 19.2-392.12(B) and (L) (provides for the appointment of counsel for indigent sealing petitioners) (2022).

³⁴ The expungement statute only allows for the refund of certain costs to the petitioner if the expungement petition is granted. VA. CODE ANN. § 19.2-392.2(L) (2022). In contrast, sealing petitioners do not have to pay any fees or costs if they demonstrate they are indigent. VA. CODE ANN. § 19.2-392.12(B) (2022). *See also, e.g.,* VA. CODE ANN. § 17.1-606 (2022) (allows indigent individuals to file or defend civil suits without paying fees or costs).

³⁵ Courts *shall* conduct hearings on expungement petitions (VA. CODE ANN. § 19.2-392.2(F)), whereas courts *may* conduct hearings on sealing petitions. VA. CODE ANN. § 19.2-392.12(F) (2022).

³⁶ Sealed records currently have additional protections not granted to expunged records. *See* VA. CODE ANN. §§ 19.2-392.4 (expunged record protections) and 19.2-392.15 (sealed record protections) (2022).

³⁷ *See* VA. CODE ANN. § 19.2-392.16 (2022).

³⁸ For example, the sealing process in VA. CODE ANN. § 19.2-392.12(I) allows for the electronic dissemination of sealing orders to VSP, whereas the expungement process in VA. CODE ANN. § 19.2-392.2(K) requires that expungement orders be mailed to VSP.

³⁹ *See* VA. CODE ANN. § 17.1-205.1 (2022).

⁴⁰ Funding has been provided for VSP and OES to comply with the new sealing processes. However, various other entities may require funding, such as circuit court clerks, the Virginia Department of Motor Vehicles, the Virginia Department of Corrections, the Office of the Attorney General, local law enforcement, Commonwealth’s Attorneys, local and regional jails, local community corrections programs, and other entities that may be in possession of information related to a sealed criminal offense.

⁴¹ *See* Virginia State Crime Commission. (2022). *2021 annual report: Update: Expungement and sealing of criminal and court records*, at pp. 113-114. Available at <http://vscc.virginia.gov/2022/VSCC%202021%20Annual%20Report%20-%20Expungement%20and%20Sealing%20Update.pdf>.

⁴² *Id.*

⁴³ With the repeal of marijuana expungement, the expungement process is generally reserved for non-convictions, while the sealing process can be used for all other case outcomes. The exception to this distinction is that deferred dispositions under VA. CODE ANN. § 19.2-289.02 can be eligible for expungement.

⁴⁴ *See* VA. CODE ANN. § 9.1-900 *et. seq.* (2022).

⁴⁵ Non-convictions can be automatically sealed, but if the Commonwealth objects to the sealing of a misdemeanor non-conviction for a reason specified in the statute, or if the Commonwealth does not concur with the sealing of a felony non-conviction, then the only relief a person can seek is expungement of the non-conviction record. *See* VA. CODE ANN. § 19.2-392.8 (2022).



VIRGINIA STATE CRIME COMMISSION



Driving Under the Influence (DUI) Laws and Enforcement

REPORT APPENDICES

2022 ANNUAL REPORT



DRIVING UNDER THE INFLUENCE (DUI) LAWS AND ENFORCEMENT APPENDICES

Appendix A: Timeline of Notable DUI Statutory Changes and Events.....	2
Appendix B: Virginia General DUI Offenses, Penalties, Driver’s License Suspensions, and Ignition Interlock Periods.....	13
Appendix C: DUI-Related Public Health and Highway Safety Data Sources	15
Appendix D: DUI-Related Criminal Justice Data Sources.....	20
Appendix E: Virginia TREDIS Data - Traffic Crashes, Fatalities, Injuries, and Property Damage..	24
Appendix F: Virginia TREDIS Data – Alcohol-Related Traffic Crashes, Fatalities, and Injuries.....	25
Appendix G: General DUI Implied Consent Statutes	48
Appendix H: FBI UCR Program: Total Overall Arrests and DUI Arrests in the United States.....	50
Appendix I: Virginia UCR Program: Total Overall Arrests and DUI Arrests in Virginia.....	51
Appendix J: Virginia UCR Program: Characteristics of Group B DUI Arrests and Arrestees.....	52
Appendix K: Virginia UCR Program: Group B DUI Arrests by Locality	54
Appendix L: Virginia Court Data: Charges Filed and Convictions for DUI-Related Offenses	72
Appendix M: Virginia: DUI Breath Tests Administered by Agency	82
Appendix N: Pre-Conviction DUI Administrative Driver’s License Suspension Statutes	100
Appendix O: Virginia DOC Data: DUI-Related Convictions.....	109
Appendix P: Oral Fluid Testing for DUI Offenses	112
Appendix Q: Marijuana Legalization and DUI THC Limits	115
Appendix R: DUI Charges and Convictions By Locality	
DUI Involuntary Manslaughter Charges (§ 18.2-36.1).....	117
DUI Involuntary Manslaughter Convictions (§ 18.2-36.1)	135
DUI Maiming Charges (§ 18.2-51.4)	141
DUI Maiming Convictions (§ 18.2-51.4)	165
General DUI Charges (§ 18.2-266)	173
General DUI Convictions (§ 18.2-266).....	196
General Drug-Related DUI Charges (§ 18.2-266)	221
General Drug-Related DUI Convictions (§ 18.2-266).....	247
Underage DUI Charges (§ 18.2-266.1)	272
Underage DUI Convictions (§ 18.2-266.1)	281
General DUI Refusal Civil and Misdemeanor Charges (§ 18.2-268.3)	290
General DUI Refusal Civil and Misdemeanor Conviction (§ 18.2-268.3)	308
Ignition Interlock Tampering Charges (§ 18.2-270.1(G))	325
Ignition Interlock Tampering Convictions (§ 18.2-270.1(G))	334
Driving after DUI Forfeiture of License Charges (§ 18.2-272(B))	343
Driving after DUI Forfeiture of License Convictions (§ 18.2-272(B))	352
Commercial DUI Charges (§ 46.2-341.24)	361
Commercial DUI Convictions (§ 46.2-341.24)	387
Commercial DUI Refusal Charges (§ 46.2-341.26:3)	413
Commercial DUI Refusal Convictions (§ 46.2-341.26:3)	432
Other Commercial DUI Charges (§ 46.2-341.29 and § 46.2-341.31)	450
Other Commercial DUI Convictions (§ 46.2-341.29 and § 46.2-341.31)	467
DUI Offenses - Type Not Clear and Ordinance Violation Charges	485
DUI Offenses - Type Not Clear and Ordinance Violation Convictions	502

Appendix A: Timeline of Notable DUI Statutory Changes and Events

1994 § 18.2-266 – DUI

- Amended the BAC for DUI from .10% to .08%.¹

1996 § 18.2-266 – DUI

- Amended to clarify that a specified clause within §18.2-266 did not have to be alleged when charging DUI.²

2000 § 46.2-391 – Revocation of License for Multiple DUI Convictions

- Amended the statute so that a single conviction for DUI maiming would lead to an indefinite suspension of a person’s driver’s license. In addition, increased the punishment for a violation of the statute which did not endanger the life, limb, or property of another to a Class 1 misdemeanor, punishable by a mandatory minimum term of 10 days in jail.³

Federal Highway Funding and .08% BAC

- In October 2000, President Clinton signed the Department of Transportation's Appropriations Act for FY2001, which included the landmark provision that states must enact .08% BAC *per se* laws by 2004 or begin losing federal highway construction funds.⁴

2002 § 18.2-268.2 – Implied Consent

- Increased time during which implied consent applies from 2 hours to 3 hours from an alleged DUI offense.⁵

§ 18.2-270 – Penalties

- Removed certain limitations for punishing second offense DUI offenders.⁶

§ 18.2-271 – Forfeiture of Driver’s License

- Provided that in order for a person to have their driver’s license revoked for 3 years following a conviction for a second DUI offense, that second DUI offense must have occurred within 10 years of a first offense. Before the amendment, any second DUI offense would result in a 3 year driver’s license revocation regardless of when the first offense occurred.⁷

2003 § 46.2-391.2 – Administrative License Suspension

- Amended the statute so that underage DUI violations were included with DUI and refusal as offenses which result in an automatic 7 day license suspension.⁸

§ 18.2-270 – Penalties

- Created or increased mandatory minimum fines for DUI convictions. For a first offense, \$250; for a second offense, \$500; and for a third or subsequent offense, \$1,000. Also added a mandatory minimum 5 days in jail for a DUI conviction with a passenger in the vehicle who is 17 years of age or younger.⁹

2004 § 18.2-267 – Preliminary Breath Tests

- Added § 18.2-272 (driving after forfeiture of license) to the list of offenses which would authorize the use of a PBT.¹⁰

§ 18.2-268.2 – Implied Consent

- Added § 18.2-272 (driving after forfeiture of license) to the list of offenses covered under implied consent.¹¹

§ 18.2-268.3 – Refusal

- Increased the penalties for refusal to a Class 2 misdemeanor if the offender had a prior refusal or DUI conviction within 10 years of the current offense, and a Class 1 misdemeanor if the offender had any 2 prior convictions for DUI or refusal within 10 years of the current offense.¹²
- Removed the requirement that a magistrate reaffirm refusal to arrestee.¹³
- Required the officer to advise the arrestee regarding implied consent and refusal using a form provided by OES. Additionally required the officer to acknowledge on the form that it was read to arrestee.¹⁴

§ 18.2-268.4 – Penalties for Refusal

- Provided that second and third refusal offenses carry a 3 year license suspension.¹⁵

§ 18.2-268.5 – Qualifications for Persons Authorized to Take Blood Samples

- Provided that registered nurses are authorized to take blood samples in DUI cases, and added that licensed practical nurses and phlebotomists are also authorized to take blood samples in DUI cases.¹⁶

§ 18.2-270 – Penalties

- Increased the mandatory minimum sentence for a second DUI within 5 years from 5 to 20 days, established a 10 day mandatory minimum for a second DUI within 10 years, increased the mandatory minimum sentence for a third DUI within 10 years from 10 days to 90 days, and increased the mandatory minimum sentence for a third DUI within 5 years from 30 days to 6 months.¹⁷
- Lowered the BAC requirements for enhanced mandatory minimum penalties by .05% percent (enhanced penalties applied at a BAC of .15% and .20%, instead of .20% and .25%).¹⁸
- Imposed a mandatory minimum fine of \$250 for all first offense DUIs, which had initially been limited to offenders with an elevated BAC.¹⁹
- Added a civil forfeiture provision that a vehicle solely owned and operated by the accused during the commission of a felony DUI is subject to seizure and forfeiture.²⁰

§ 18.2-270.1 – Ignition Interlock

- Added a provision that an ignition interlock is required for restricted license after a DUI conviction when the offender's BAC was equal to or higher than 0.15%.²¹

§ 19.2-81 – Arrest without Warrant

- Added that an officer may, within 3 hours of a motor vehicle accident, arrest without a warrant at any location any person whom the officer has probable cause to suspect of driving while intoxicated.²²

2004
Cont.

§ 46.2-391 – Revocation of License for Multiple DUI Convictions

- Clarified that a person who has been convicted of 3 DUI-related offenses arising out of separate incidents or occurrences within a 10 year period is subject to an indefinite driver’s license revocation (the Commonwealth no longer needed to prove the previous offenses in order for the third offense revocation penalty to occur). Additionally, added that a DUI-related conviction includes a finding of not innocent in the case of a juvenile for purposes of determining the license revocation penalty.²³

§ 46.2-391.2 – Administrative Suspension of License

- Increased the length of an administrative operator's license suspension for a DUI arrest to 60 days for a second offense, and until trial for a third offense.²⁴

2005 Department of Forensic Science (DFS)

- DFS created as an independent executive branch agency (formerly Division of Forensic Science within DCJS).²⁵

§ 18.2-266 – DUI

- Added “presumptive” DUI drug levels to the code (cocaine, methamphetamine, phencyclidine, and methylenedioxyamphetamine).²⁶
- Provided that the term “motor vehicle,” which includes mopeds while operated on the highway, applies to all provisions of the article of the Code establishing DUI laws.²⁷

§ 18.2-268.2 – Implied Consent

- Added that implied consent applies when a person is arrested for violating the DUI presumptive drug levels clause.²⁸

§ 18.2-268.3 – Refusal

- Clarified the procedures for charging a person with refusal. Additionally, clarified the penalties for refusal; a first violation was a civil offense and subsequent violations were criminal offenses.²⁹
- Provided that the refusal form only needs to be read to someone who refuses a breath or blood test.³⁰

§ 18.2-268.10 – Evidence in DUI Cases

- Made it easier to introduce evidence of drug test results in cases where the tests have demonstrated that a DUI offender had a blood concentration of drugs above the presumptive levels described in the DUI statute.³¹

§ 18.2-269 – Presumptions from Alcohol or Drug Content of Blood

- Added presumptive drug levels to this statute.³²

§ 18.2-272 – Driving Revoked DUI-Related

- Clarified that anyone who has had their license restricted, suspended, or revoked due to a DUI-related offense shall not operate a vehicle with a BAC of .02% or higher.³³

2006 § 18.2-270 – Penalties

- Clarified that an additional punishment for 2 DUI offenses is applicable to any second offense occurring within 5 years after any prior offense, rather than a second offense occurring within 5 years after a first offense.³⁴
- Clarified that DUI mandatory minimum sentences are cumulative and shall be served consecutively, but in no DUI case shall the punishment exceed the statutory maximum punishment for a Class 1 misdemeanor or, in the case of a third or subsequent offense, for a Class 6 felony.³⁵

§ 18.2-272 – Driving Revoked DUI-Related

- Added that a third offense within 10 years is a Class 6 felony.³⁶

2007 § 18.2-270.1 – Ignition Interlock

- Clarified that an ignition interlock shall be installed for 6 consecutive months without any alcohol-related violations.³⁷
- Reduced BAC from .025% to .02% for triggering of ignition interlock device.³⁸

§ 18.2-272 – Driving Revoked DUI-Related

- Technical language fix to clarify that a third offense within 10 years is a Class 6 felony.³⁹

2008 § 18.2-266.1 – Underage DUI

- Clarified that underage DUI is a Class 1 misdemeanor and created a mandatory minimum punishment of either a \$500 fine or 50 hours of community service.⁴⁰
- Increased the license forfeiture period from 6 months to 1 year.⁴¹

§ 18.2-270.1 – Ignition Interlock

- Added provision prohibiting a person who is required to have ignition interlock from operating a school bus or school vehicle.⁴²

Driver Alcohol Detection System for Safety (DADSS)

- The DADSS program began with a focus on researching and creating the best type(s) of alcohol detection technology to be integrated into vehicles.⁴³

2009 *Melendez-Diaz v. Massachusetts*, 557 U.S. 305 (2009).

- Defendant has the right to confront the state laboratory analysts who provided alcohol or drug test results based on the 6th Amendment right to confront witnesses.

§ 18.2-268.3 – Refusal

- Required that OES make the refusal form available on the Internet, and that the form shall be considered an official publication for purposes of judicial notice.⁴⁴

§ 18.2-270 – Penalties

- Amended the statute to allow use of blood alcohol testing on whole blood to be admitted into evidence in a DUI prosecution where the test is scientifically reliable, and under circumstances which reliably establish the identity of the person who is the source of the blood and the accuracy of the results. This amendment was intended to allow blood test results to be admissible when the test may have been performed in another setting, such as a hospital.⁴⁵

2009
Cont.

§ 18.2-272 – Driving Revoked DUI-Related

- Added a Class 1 misdemeanor offense, and revocation of the offender’s license for at least 1 year, for operating a motor vehicle without ignition interlock under the § 18.2-272 conditions.⁴⁶

Uber

- Uber launched in March.⁴⁷

2010 § 18.2-270.1 – Forfeiture of Driver’s License

- Added that any license suspension under this section shall run consecutively with any period of license suspension for a previous violation of DUI, underage DUI, or commercial vehicle DUI.⁴⁸

2011 § 18.2-266.1 – Underage DUI

- Clarified that underage DUI is a Class 1 misdemeanor and created a mandatory minimum punishment of either a \$500 fine *or* 50 hours of community service.⁴⁹
- Increased the license forfeiture period from 6 months to 1 year.⁵⁰

2012 § 18.2-270 – Penalties

- Consolidated certain civil forfeiture provisions and created a new code section, § 19.2-386.34, which laid out the forfeiture provisions for vehicles seized following a felony DUI violation.⁵¹

§ 18.2-270.1 – Ignition Interlock

- Added a requirement that, in order to obtain a restricted license following a first offense DUI, the offender may not operate a motor vehicle which is not equipped with an ignition interlock system. For a second or subsequent DUI offense, the offender must install an ignition interlock system on all cars owned by or registered to the offender.⁵²

§ 18.2-271.1 – Probation, Education and Rehabilitation of DUI Offenders

- Added that the court may issue a restricted permit to allow the offender to travel to and from the interlock installer. Additionally, added that offenders who entered into an alcohol safety action program prior to trial may pre-qualify to have an ignition interlock system installed prior to conviction.⁵³

Lyft

- Lyft launched in May.⁵⁴

2013 § 18.2-270 – Penalties

- Added a provision that a person previously convicted of a felony DUI offense is guilty of a Class 6 felony for any subsequent DUI convictions, and the punishment includes a mandatory minimum of 1 year in prison and a \$1,000 fine.⁵⁵

§ 18.2-271 – Forfeiture of Driver’s License

- Added that any felony DUI conviction would result in an indefinite revocation of the offender’s driver’s license.⁵⁶

2013
Cont.

NTSB Recommends Reducing the .08% BAC

- The National Transportation Safety Board (NTSB) first recommended that states reduce the BAC for DUI from .08% to .05%.⁵⁷

2014 § 18.2-270 – Penalties

- Removed the provision that, unless otherwise modified by the court, a defendant who has been convicted of a fourth or subsequent DUI within 10 years shall remain on probation and under the terms of any suspended sentence for the same period as his operator's license was suspended, not to exceed three years.⁵⁸

§ 18.2-271.1 – Probation, Education and Rehabilitation of DUI Offenders

- Clarified that a person convicted of any DUI offense is required to complete an alcohol safety action program.⁵⁹

§ 46.2-391.2 – Administrative Suspension of Driver's License

- Added that a driver's license is subject to administrative suspension for refusal to submit to either a breath or blood test. Previously, the statute stated that a driver's license could be subject to administrative suspension for refusing a breath test only.⁶⁰

Uber and Lyft

- Uber and Lyft reached an agreement that allows them to legally operate in Virginia (August).⁶¹

2015 Uber and Lyft - Legislation

- Virginia General Assembly enacted legislation that allows ridesharing companies to continue operating in Virginia pursuant to various conditions.⁶²

Uber

- Uber expanded more into Virginia's rural and valley areas.⁶³

2016 Birchfield v. North Dakota, 579 U.S. 438 (2016).

- Per the 4th Amendment, warrantless breath tests in relation to implied consent are permitted as a search incident to a lawful arrest for drunk driving; however, absent consent from the defendant, a warrantless blood test is not permitted.

ASAP Ignition Interlock - Cameras

- Virginia required cameras to be equipped on ignition interlock devices.⁶⁴

2017 § 8.01-44.5 – Punitive Damages for Persons Injured by Intoxicated Drivers

- Added that blood tests performed by DFS triggers the rebuttable presumption in civil cases for punitive damages for injuries caused by intoxicated drivers that the person's BAC as demonstrated by the test was at least as high as the person's BAC at the time of the accident. Also added a rebuttable presumption that a person who consumed alcohol knew or should have known that their ability to drive was or would be impaired by consuming alcohol.⁶⁵

2017 § 16.1-278.9 – Delinquent Children

Cont.

- Added that a child who is at least 13 years of age who violates the implied consent statute shall be denied a driver’s license for at least 1 year or until they turn 17, whichever is longer, for a first offense. A second or subsequent offense requires the driver’s license to be denied for 1 year or until the juvenile turns 18, whichever is longer.⁶⁶

§ 18.2-268.3 – Refusal

- Eliminated the criminal penalties for refusing to submit to a blood test to determine the alcohol or drug content of a defendant's blood upon arrest for a DUI-related offense. The punishment for a first offense is that the offender’s driver’s license is suspended for 1 year, while a second offense within 10 years leads to the offender’s driver’s license being suspended for 3 years.⁶⁷
 - These changes were in response to the *Birchfield* case.⁶⁸
- Increased the criminal penalty from a Class 2 misdemeanor to a Class 1 misdemeanor for refusing to submit to a breath test within 10 years of a prior offense of refusal or of another DUI-related offense.⁶⁹

§ 18.2-269 – Presumptions

- Added that blood test results performed by DFS shall give rise to the rebuttable presumptions listed in the statute regarding the level of intoxication of a driver.⁷⁰

§ 18.2-270.1 – Ignition Interlock

- Clarified the time period for which a person is (i) prohibited from operating a motor vehicle that is not equipped with an ignition interlock system or (ii) required to have an ignition interlock system installed on each motor vehicle owned by or registered to him is calculated from the date the court issues him a restricted license.⁷¹
- This time period is tolled between the expiration of restricted license granted by the court and the issuance of a restricted license by the DMV.⁷²

§ 18.2-271.1 – Probation, Education, and Rehabilitation of DUI Offenders

- Added travel to and from a job interview to the list of purposes for the issuance of a restricted license, and required the driver to maintain on their person written proof from the prospective employer of the date, time, and location of the job interview.⁷³

§ 18.2-272 – Driving Revoked DUI-Related

- Added a conviction under § 46.2-341.26:3 (refusal of tests for commercial vehicle drivers) as a qualifying violation for bringing a charge under this Code section.⁷⁴

§ 19.2-52 – When Search Warrant May Issue

- Added that DUI-related search warrants to withdraw blood shall be given priority by judges and magistrates.⁷⁵

§ 46.2-341.28 – Commercial Motor Vehicle DUI

- Amended the CMV DUI statute to make it consistent with the general DUI statutes.⁷⁶

2018 Driver Alcohol Detection System for Safety (DADSS)

- DADSS technology has its first trial deployment in Virginia in James River Transportation vehicles.⁷⁷

2019 § 18.2-51.4 – DUI Maiming

- Increased the penalty for DUI maiming from a Class 6 felony to a Class 4 felony when the offender causes the serious bodily injury of another person resulting in permanent and significant physical impairment. The penalty for an offender who causes serious bodily injury of another person which does *not* result in permanent and significant physical impairment is a Class 6 felony.⁷⁸

2020 § 18.2-268.3 – Refusal

- Allowed a defendant who is found guilty of a first offense refusal to petition for a restricted license 30 days after the date of conviction. The restricted license requires that the defendant install an ignition interlock on every vehicle owned by or registered to the defendant for at least 6 consecutive months, and the defendant must complete an alcohol safety action program. The restricted license is not applicable to commercial motor vehicles.⁷⁹

§ 18.2-270.1 – Ignition Interlock

- Clarified that the venue for the prosecution of tampering or circumventing an ignition interlock system lies where the offense occurred or the jurisdiction where the interlock order was entered.⁸⁰
- Removed the mandatory requirement for operating a vehicle with an ignition interlock system after a first offense DUI/D conviction (court “may” order it).⁸¹
- Added a provision that for a first offense DUI conviction where the offender is an adult and their BAC was less than 0.15%, the only condition of a restricted license the court shall impose is that the offender may not operate a vehicle which is not equipped with an ignition interlock system for at least 12 months without any violation of the ignition interlock system requirements.⁸²
- Added that if a person is ineligible to receive a restricted license under the conditions listed in the above bullet, a court may instead issue a restricted license to that person on the condition that they use a remote alcohol monitoring device, refrain from alcohol consumption, and participate in an alcohol safety action program.⁸³
- Added and defined the term “remote alcohol monitoring device.” Additionally, added that any person who tampers with or in any way attempts to circumvent the operation of a remote alcohol monitoring device is guilty of a Class 1 misdemeanor and shall have their restricted license revoked.⁸⁴

§ 18.2-271.1 – Probation, Education, and Rehabilitation of DUI Offenders

- Added travel to and from the Virginia Employment Commission for the purposes of seeking employment to the list of purposes for the issuance of a restricted license. Additionally, added that any person who is eligible to receive a restricted license as a first time DUI offender under § 18.2-270.1(C), or any person ordered to use a remote alcohol monitoring device may be issued a restricted permit for any lawful purpose.⁸⁵

§ 18.2-250.1 – Possession of Marijuana

- Possession of marijuana decriminalized.⁸⁶

2020
Cont.

COVID-19 Pandemic

- Governor Ralph Northam declared a state of emergency due to COVID-19 (March 12th). The pandemic led to the closure of schools, businesses, restaurants, courthouses, and numerous other facilities.⁸⁷

2021 § 18.2-250.1 – Possession of Marijuana

- Possession of recreational marijuana for personal use legalized.⁸⁸

§ 4.1-212.1 – To-Go Alcohol Sales and Deliveries

- Legislation enacted that allows for the to-go sale and delivery of alcoholic beverages.⁸⁹

Driver Alcohol Detection System for Safety (DADSS)

- DADSS announced that the first product equipped with new alcohol detection technology will be available for open licensing in commercial vehicles later in the year.⁹⁰

COVID-19 Pandemic

- Governor Northam’s declared state of emergency due to COVID-19 expired (June 30th).⁹¹

Federal Infrastructure Bill Requires Anti-Drunk Driving Vehicle Technology

- The federal infrastructure bill enacted by Congress directed the U.S. Department of Transportation to establish motor vehicle safety standards that require new passenger motor vehicles to be equipped with advanced impaired driving prevention technology.⁹² The type of technology has not yet been determined.⁹³

2022 NTSB Recommends Reducing the .08% BAC

- NTSB reiterated its recommendation that states reduce the BAC for DUI from .08% to .05% based on a new National Highway Traffic Safety Administration (NHTSA) study.⁹⁴

Driver Alcohol Detection System for Safety (DADSS)

- DADSS began a collaboration with the truckload carrier Schneider to help test and refine its alcohol detection technology.⁹⁵

2023 DFS Testing for Marijuana in DUI Blood Samples

- In January 2023, the Virginia Department of Forensic Sciences (DFS) began screening all DUI blood samples for the presence of marijuana (THC), regardless of the BAC.⁹⁶

2022 VSCC Annual Report: Driving Under the Influence (DUI) Laws and Enforcement

- ¹ <https://lis.virginia.gov/cgi-bin/legp604.exe?941+ful+CHAP0359&941+ful+CHAP0359> and <https://lis.virginia.gov/cgi-bin/legp604.exe?941+ful+CHAP0363&941+ful+CHAP0363>
- ² <https://lis.virginia.gov/cgi-bin/legp604.exe?961+ful+CHAP0439&961+ful+CHAP0439>
- ³ <https://lis.virginia.gov/cgi-bin/legp604.exe?001+ful+CHAP0956>
- ⁴ <https://one.nhtsa.gov/people/outreach/trafttech/TT256.htm>
- ⁵ <https://lis.virginia.gov/cgi-bin/legp604.exe?021+ful+CHAP0748&021+ful+CHAP0748>
- ⁶ <https://lis.virginia.gov/cgi-bin/legp604.exe?021+ful+CHAP0759&021+ful+CHAP0759>
- ⁷ <https://lis.virginia.gov/cgi-bin/legp604.exe?021+ful+CHAP0873&021+ful+CHAP0873>
- ⁸ <https://lis.virginia.gov/cgi-bin/legp604.exe?031+ful+CHAP0605&031+ful+CHAP0605>
- ⁹ <https://lis.virginia.gov/cgi-bin/legp604.exe?031+ful+CHAP0573&031+ful+CHAP0573>. See also <https://lis.virginia.gov/cgi-bin/legp604.exe?031+ful+CHAP0591&031+ful+CHAP0591>, which has nearly the same mandatory minimum fine provisions, but does not have the mandatory minimum 5 days in jail for a DUI conviction with a passenger under 17.
- ¹⁰ <https://lis.virginia.gov/cgi-bin/legp604.exe?041+ful+CHAP1013&041+ful+CHAP1013>
- ¹¹ *Id.*
- ¹² *Id.* See also <https://lis.virginia.gov/cgi-bin/legp604.exe?041+ful+CHAP0985&041+ful+CHAP0985>, which similarly amended Va. Code § 18.2-268.3 to include the new penalty provisions.
- ¹³ <https://lis.virginia.gov/cgi-bin/legp604.exe?041+ful+CHAP1022&041+ful+CHAP1022>
- ¹⁴ *Id.*
- ¹⁵ <https://lis.virginia.gov/cgi-bin/legp604.exe?041+ful+CHAP1013>
- ¹⁶ <https://lis.virginia.gov/cgi-bin/legp604.exe?041+ful+CHAP0440>
- ¹⁷ <https://lis.virginia.gov/cgi-bin/legp604.exe?041+ful+CHAP0937&041+ful+CHAP0937>. See also <https://lis.virginia.gov/cgi-bin/legp604.exe?041+ful+CHAP0957&041+ful+CHAP0957>, which focused on increasing the mandatory minimum sentence for a third DUI offense within 5 years from 30 days to 6 months. See also <https://lis.virginia.gov/cgi-bin/legp604.exe?041+ful+CHAP0962&041+ful+CHAP0962>, which made the same penalty changes.
- ¹⁸ <https://lis.virginia.gov/cgi-bin/legp604.exe?041+ful+CHAP0937&041+ful+CHAP0937>. See also <https://lis.virginia.gov/cgi-bin/legp604.exe?041+ful+CHAP0950&041+ful+CHAP0950>, which focused specifically on lowering the BAC requirements for enhanced mandatory minimum penalties.
- ¹⁹ <https://lis.virginia.gov/cgi-bin/legp604.exe?041+ful+CHAP0946&041+ful+CHAP0946>
- ²⁰ <https://lis.virginia.gov/cgi-bin/legp604.exe?041+ful+CHAP0958&041+ful+CHAP0958>
- ²¹ <https://lis.virginia.gov/cgi-bin/legp604.exe?041+ful+CHAP0961&041+ful+CHAP0961>
- ²² <https://lis.virginia.gov/cgi-bin/legp604.exe?041+ful+CHAP0949>
- ²³ <https://lis.virginia.gov/cgi-bin/legp604.exe?041+ful+CHAP0951>
- ²⁴ <https://lis.virginia.gov/cgi-bin/legp604.exe?041+ful+CHAP0937&041+ful+CHAP0937>
- ²⁵ <https://lis.virginia.gov/cgi-bin/legp604.exe?051+ful+CHAP0868>
- ²⁶ <https://lis.virginia.gov/cgi-bin/legp604.exe?051+ful+CHAP0616&051+ful+CHAP0616>
- ²⁷ <https://lis.virginia.gov/cgi-bin/legp604.exe?051+ful+CHAP0845>
- ²⁸ <https://lis.virginia.gov/cgi-bin/legp604.exe?051+ful+CHAP0616&051+ful+CHAP0616>
- ²⁹ <https://lis.virginia.gov/cgi-bin/legp604.exe?051+ful+CHAP0757&051+ful+CHAP0757>
- ³⁰ *Id.*
- ³¹ <https://lis.virginia.gov/cgi-bin/legp604.exe?051+ful+CHAP0616&051+ful+CHAP0616>
- ³² *Id.*
- ³³ <https://lis.virginia.gov/cgi-bin/legp604.exe?051+ful+CHAP0757&051+ful+CHAP0757>
- ³⁴ <https://lis.virginia.gov/cgi-bin/legp604.exe?061+ful+CHAP0082&061+ful+CHAP0082>
- ³⁵ <https://lis.virginia.gov/cgi-bin/legp604.exe?061+ful+CHAP0314&061+ful+CHAP0314>
- ³⁶ <https://lis.virginia.gov/cgi-bin/legp604.exe?061+ful+CHAP0390&061+ful+CHAP0390>
- ³⁷ <https://lis.virginia.gov/cgi-bin/legp604.exe?071+ful+CHAP0686&071+ful+CHAP0686>
- ³⁸ *Id.*
- ³⁹ <https://lis.virginia.gov/cgi-bin/legp604.exe?071+ful+CHAP0258&071+ful+CHAP0258>
- ⁴⁰ <https://lis.virginia.gov/cgi-bin/legp604.exe?081+ful+CHAP0729&081+ful+CHAP0729>
- ⁴¹ *Id.*
- ⁴² <https://lis.virginia.gov/cgi-bin/legp604.exe?081+ful+CHAP0862&081+ful+CHAP0862>
- ⁴³ <https://dadss.org/>
- ⁴⁴ <https://lis.virginia.gov/cgi-bin/legp604.exe?091+ful+CHAP0239&091+ful+CHAP0239>
- ⁴⁵ <https://lis.virginia.gov/cgi-bin/legp604.exe?091+ful+CHAP0229&091+ful+CHAP0229>
- ⁴⁶ <https://lis.virginia.gov/cgi-bin/legp604.exe?091+ful+CHAP0071&091+ful+CHAP0071>
- ⁴⁷ <https://www.uber.com/newsroom/history/>
- ⁴⁸ <https://lis.virginia.gov/cgi-bin/legp604.exe?101+ful+CHAP0521&101+ful+CHAP0521>

2022 VSCC Annual Report: Driving Under the Influence (DUI) Laws and Enforcement

- ⁴⁹ <https://lis.virginia.gov/cgi-bin/legp604.exe?111+ful+CHAP0134&111+ful+CHAP0134>. This bill is the same as <https://lis.virginia.gov/cgi-bin/legp604.exe?081+ful+CHAP0729>, which was enacted in 2008, but expired on July 1, 2010, per enactment clause 2.
- ⁵⁰ *Id.*
- ⁵¹ <https://lis.virginia.gov/cgi-bin/legp604.exe?121+ful+CHAP0283&121+ful+CHAP0283>
- ⁵² <https://lis.virginia.gov/cgi-bin/legp604.exe?121+ful+CHAP0141&121+ful+CHAP0141>
- ⁵³ *Id.*
- ⁵⁴ <https://edition.cnn.com/interactive/2019/03/business/lyft-history/index.html>
- ⁵⁵ <https://lis.virginia.gov/cgi-bin/legp604.exe?131+ful+CHAP0415&131+ful+CHAP0415>. See also <https://lis.virginia.gov/cgi-bin/legp604.exe?131+ful+CHAP0655&131+ful+CHAP0655>, which is the identical Senate version of the bill.
- ⁵⁶ *Id.*
- ⁵⁷ <https://www.nts.gov/safety/safety-studies/Pages/DCA12SS006.aspx>. See also <https://www.nts.gov/safety/safety-studies/Documents/SR1301.pdf>.
- ⁵⁸ <https://lis.virginia.gov/cgi-bin/legp604.exe?141+ful+CHAP0707&141+ful+CHAP0707>
- ⁵⁹ *Id.*
- ⁶⁰ *Id.*
- ⁶¹ <https://www.washingtonpost.com/news/dr-gridlock/wp/2014/08/06/virginia-reaches-deal-with-uber-lyft-to-allow-services-to-operate-in-the-state/>
- ⁶² <https://lis.virginia.gov/cgi-bin/legp604.exe?ses=151&typ=bil&val=sb1025>. See also <https://www.washingtonpost.com/news/dr-gridlock/wp/2015/02/18/uber-and-lyft-are-now-legal-in-virginia/>
- ⁶³ Personal correspondence, Virginia State Police, Sept. 19, 2022.
- ⁶⁴ <https://www.nbcwashington.com/news/local/virginia-to-require-cameras-with-ignition-interlock-devices/1995525/>
- ⁶⁵ <https://lis.virginia.gov/cgi-bin/legp604.exe?171+ful+CHAP0671>
- ⁶⁶ <https://lis.virginia.gov/cgi-bin/legp604.exe?171+ful+CHAP0623&171+ful+CHAP0623>
- ⁶⁷ *Id.*
- ⁶⁸ *Birchfield v. North Dakota*, 579 U.S. 438 (2016).
- ⁶⁹ *Id.*
- ⁷⁰ <https://lis.virginia.gov/cgi-bin/legp604.exe?171+ful+CHAP0623&171+ful+CHAP0623>
- ⁷¹ <https://lis.virginia.gov/cgi-bin/legp604.exe?171+ful+CHAP0499&171+ful+CHAP0499>
- ⁷² *Id.* The same language regarding the ignition interlock time period was also added to § 18.2-271.1.
- ⁷³ <https://lis.virginia.gov/cgi-bin/legp604.exe?171+ful+CHAP0701>
- ⁷⁴ <https://lis.virginia.gov/cgi-bin/legp604.exe?171+ful+CHAP0623&171+ful+CHAP0623>
- ⁷⁵ *Id.*
- ⁷⁶ <https://lis.virginia.gov/cgi-bin/legp604.exe?171+ful+CHAP0286>
- ⁷⁷ <https://dadss.org/>. See also <https://dadss.org/driven-to-protect/virginia/>.
- ⁷⁸ <https://lis.virginia.gov/cgi-bin/legp604.exe?191+ful+CHAP0465>
- ⁷⁹ <https://lis.virginia.gov/cgi-bin/legp604.exe?201+ful+CHAP0341&201+ful+CHAP0341>
- ⁸⁰ <https://lis.virginia.gov/cgi-bin/legp604.exe?201+ful+CHAP0129&201+ful+CHAP0129>
- ⁸¹ <https://lis.virginia.gov/cgi-bin/legp604.exe?201+ful+CHAP0530&201+ful+CHAP0530>
- ⁸² <https://lis.virginia.gov/cgi-bin/legp604.exe?201+ful+CHAP1007>
- ⁸³ *Id.*
- ⁸⁴ *Id.*
- ⁸⁵ *Id.*
- ⁸⁶ <https://lis.virginia.gov/cgi-bin/legp604.exe?201+sum+HB972> and <https://lis.virginia.gov/cgi-bin/legp604.exe?201+sum+SB2>
- ⁸⁷ <https://www.nga.org/coronavirus-state-actions/virginia/>
- ⁸⁸ <https://lis.virginia.gov/cgi-bin/legp604.exe?212+sum+HB2312> and <https://lis.virginia.gov/cgi-bin/legp604.exe?212+sum+SB1406>
- ⁸⁹ <https://lis.virginia.gov/cgi-bin/legp604.exe?ses=212&typ=bil&val=hb1879> and <https://lis.virginia.gov/cgi-bin/legp604.exe?212+sum+SB1299>. See also <https://www.13newsnow.com/article/news/local/mycity/virginia-beach/carryout-alcohol-sales-in-virginia-to-continue-through-july-2022/291-f3525384-7f81-4f06-b7c1-68af9f888ae6>.
- ⁹⁰ <https://www.dadss.org/news/updates/new-alcohol-detection-technology-from-dadss-coming-to-commercial-vehicles-this-year>
- ⁹¹ <https://wset.com/news/coronavirus/virginias-covid-19-state-of-emergency-end-june-30-pandemic>
- ⁹² <https://www.transportation.gov/bipartisan-infrastructure-law/fact-sheet-safety-bipartisan-infrastructure-law>
- ⁹³ <https://www.fox10phoenix.com/news/infrastructure-bill-signed-by-president-biden-includes-anti-drunk-driving-system-mandate-for-new-cars>
- ⁹⁴ <https://www.nts.gov/news/press-releases/Pages/NR20220211.aspx>. See also <https://rosap.ntl.bts.gov/view/dot/60427>.
- ⁹⁵ <https://dadss.org/driven-to-protect/virginia/>
- ⁹⁶ Virginia Department of Forensic Science. (Nov. 16, 2022). Presentation to the Virginia State Crime Commission.

APPENDIX B: VIRGINIA GENERAL DUI OFFENSES, PENALTIES, DRIVER'S LICENSE SUSPENSIONS, AND IGNITION INTERLOCK PERIODS

DUI Offense	Punishment Class*	Penalty (Va. Code § 18.2-270)	Mandatory Minimum (MM) Penalty** (BAC .15 - .20)	Mandatory Minimum (MM) Penalty (BAC > .20)	Mandatory Minimum (MM) Penalty (Child ≤ age 17 in vehicle)	Administrative Driver's License Suspension^ (Va. Code § 46.2-391.2)	Driver's License Suspension (Va. Code § 18.2-271)	Period of Ignition Interlock (Va. Code § 18.2-270.1)
DUI 1 st Offense	Class 1 Misdemeanor	Jail MM: – None Fine MM: – \$250	Jail MM : – 5 days Fine MM: – \$250	Jail MM: – 10 days Fine MM: – \$250	Additional Jail MM: – 5 days Additional Fine MM: – \$500 to \$1,000	7 days	1 year from the date of judgment	At least 6 months as a condition of a restricted DL for an alcohol-related conviction; however, ignition interlock is optional for a drug-related conviction.† Under certain circumstances, the court must order for at least 12 months as the sole condition of a restricted DL.‡
DUI 2 nd Offense w/in 5 years	Class 1 Misdemeanor	Jail MM: – 20 Days Fine MM: – \$500	Jail MM : – 30 days Fine MM: – \$500	Jail MM : – 40 days Fine MM: – \$500	Additional Jail MM: – 5 days Additional Fine MM: – \$500 to \$1,000	60 days or until the day of trial (MM: first 7 days of suspension)	3 years from the date of judgment (restricted DL in 12 mos.)^^	At least 6 months either as a condition of restricted DL or as a condition of restoring driving privileges.
DUI 2 nd Offense w/in 10 years	Class 1 Misdemeanor	Jail MM: – 10 days Fine MM: – \$500	Jail MM : – 20 days Fine MM: – \$500	Jail MM : – 30 days Fine MM: – \$500	Additional Jail MM: – 5 days Additional Fine MM: – \$500 to \$1,000	60 days or until the day of trial (MM: first 7 days of suspension)	3 years from the date of judgment (restricted DL in 4 mos.)^^	At least 6 months either as a condition of restricted DL or as a condition of restoring driving privileges.

DUI Offense	Punishment Class*	Penalty (Va. Code § 18.2-270)	Mandatory Minimum (MM) Penalty** (BAC .15 - .20)	Mandatory Minimum (MM) Penalty (BAC > .20)	Mandatory Minimum (MM) Penalty (Child ≤ age 17 in vehicle)	Administrative Driver's License Suspension^ (Va. Code § 46.2-391.2)	Driver's License Suspension (Va. Code § 18.2-271)	Period of Ignition Interlock (Va. Code § 18.2-270.1)
DUI 3 rd Offense w/in 5 years	Class 6 Felony	Jail MM: - 6 months Fine MM: - \$1,000	Jail MM : - 6 months Fine MM: - \$1,000	Jail MM : - 6 months Fine MM: - \$1,000	Additional Jail MM: - 5 days Additional Fine MM: - \$500 to \$1,000	Until the day of trial	Indeterminate	At least 6 months either as a condition of restricted DL or as a condition of restoring driving privileges.
DUI 3 rd Offense w/in 10 years	Class 6 Felony	Jail MM : - 90 days Fine MM: - \$1,000	Jail MM : - 90 days Fine MM: - \$1,000	Jail MM : - 90 days Fine MM: - \$1,000	Additional Jail MM: - 5 days Additional Fine MM: - \$500 to \$1,000	Until the day of trial	Indeterminate	At least 6 months either as a condition of restricted DL or as a condition of restoring driving privileges.
DUI 4 th Offense w/in 10 years	Class 6 Felony	Jail MM : - 1 year Fine MM: - \$1,000	Jail MM : - 1 year Fine MM: - \$1,000	Jail MM : - 1 year Fine MM: - \$1,000	Additional Jail MM: - 5 days Additional Fine MM: - \$500 to \$1,000	Until the day of trial	Indeterminate	At least 6 months either as a condition of restricted DL or as a condition of restoring driving privileges.

Source: Legal analysis by Crime Commission Staff

* Per Va. Code §§ 18.2-10 and 18.2-11:

- the maximum term of incarceration for a Class 1 misdemeanor is 12 months;
- the maximum term of incarceration for a Class 6 felony is 5 years; and,
- the maximum fine for both a Class 1 misdemeanor and a Class 6 felony is \$2,500.

** MM refers to "mandatory minimum."

^ DL refers to "driver's license."

^^ See Va. Code § 18.2-271.1(E).

† See Va. Code § 18.2-270.1(B). For a first alcohol-related DUI conviction under clause (i), (ii), or (iv) of Va. Code § 18.2-266, the court *must* order an ignition interlock for at least 6 months as a condition of a restricted license; however, for a first drug-related DUI conviction under clause (iii) or (v) of Va. Code § 18.2-266, the court *may* order an ignition interlock for at least 6 months as a condition of a restricted license.

‡ See Va. Code § 18.2-270.1(C). Despite the requirements of 18.2-270.1(B), upon the motion of an adult offender following a first conviction of Va. Code § 18.2-266 where the BAC was less than 0.15, the court *must* order an ignition interlock for not less than 12 months as the sole condition of a restricted license.

Appendix C: DUI-Related Public Health and Highway Safety Data Sources

Key Finding: The manner in which data sources capture overall motor vehicle crashes, as well as those specifically involving alcohol varies considerably.

In order to capture the full scope of the DUI problem, staff analyzed data primarily from the National Highway Traffic Safety Administration (NHTSA), the Virginia Department of Motor Vehicles (DMV), and the Virginia Office of the Chief Medical Examiner (OCME). These data sources vary both in the scope of the information they capture, as well as how certain variables and concepts are defined. As such, the total number of crashes, fatalities, and crashes involving alcohol in any given year varies across each of these data sources.

A brief overall discussion of each data source with key definitions is provided below. This framework will help inform any findings based on these data sources.

National Highway Traffic Safety Administration (NHTSA) Data

The NHTSA houses the National Center for Statistics and Analysis (NCSA), which is responsible for providing a wide range of data collection and analyses relating to highway safety.¹ The Fatality Analysis Reporting System (FARS) is a nationwide census that provides detailed data relating to fatal injuries suffered in MVCs on an annual basis.² Additionally, NHTSA collects and reports on data maintained by the Crash Report Sampling System, which is a nationally representative sample of crashes based on police reports relating to not only MVC fatalities but also MVCs solely resulting in injuries or property damage.³ Key definitions to consider when reviewing NHTSA data source findings include:

- **Crash:** an event that produces injury and/or property damage, involves a motor vehicle in transport, and occurs on a trafficway or while the vehicle is still in motion after running off the trafficway.⁴
- **Alcohol-impaired driving crashes:** crashes that involve at least one driver or motorcycle rider (operator) with a blood alcohol concentration (BAC) of .08 grams per deciliter (g/dl) or higher.⁵
- **Fatal crash:** a police-reported crash involving a motor vehicle in transport on a trafficway in which at least one person dies within 30 days of the crash.⁶

- **Alcohol-impaired driving fatalities:** all fatalities in crashes involving a driver or motorcycle rider (operator) with a blood alcohol concentration (BAC) of .08 grams per deciliter (g/dl) or higher.⁷
- **Alcohol-involvement:** a fatal crash is alcohol-related or alcohol-involved if either a driver or a non-motorist (usually a pedestrian) had a measurable or estimated blood alcohol concentration (BAC) of 0.01 grams per deciliter (g/dl) or above. A nonfatal crash is alcohol-related or alcohol-involved if police indicate on the police accident report that there is evidence of alcohol present, which does not necessarily mean that a driver or non-occupant was tested for alcohol.⁸

Virginia DMV - Traffic Records Electronic Data System (TREDS) Data

The Virginia DMV houses the Virginia Highway Safety Office (VHSO), which carries out a number of projects, as well as funding for activities designed to improve highway safety.⁹ The VHSO also manages Virginia's Traffic Records Electronic Data System (TREDS), which is an automated data system that centralizes all of Virginia's motor vehicle crash data in order to provide "accurate, timely and detailed highway safety information for analysis and reporting...[and] support Virginia's efforts to reduce crashes, injuries, fatalities and associated costs."¹⁰ Key definitions to consider when reviewing TREDS data include:

- **Reportable traffic crash:** Crash on a public highway which involves death, injury or property damage in excess of \$1,500.¹¹
- **Fatality:** Person who dies within 30 days as a result of a traffic crash.¹²
- **Fatal crash:** Crash that results in one or more fatalities.¹³
- **Alcohol-related crash:** Crash where a driver or pedestrian is listed on the police report as drinking before the crash. BAC data (0.01 or greater) is used in addition to police reports to determine alcohol-related status.¹⁴
- **Alcohol-related fatality:** Person who dies within 30 days as a result of a traffic crash involving alcohol.¹⁵

Virginia OCME Data

The Virginia Department of Health, Office of the Chief Medical Examiner (OCME) is responsible for the investigation of sudden, violent, or unexpected deaths, which include motor vehicle fatalities. Each year, the OCME publishes an annual report which includes details relating to motor vehicle fatalities by characteristics such as demographics, location of injury, and ethanol levels.¹⁶ The key definition to consider when reviewing OCME data is:

- **Motor vehicle collision related death:** “death involving a motor vehicle. Motor vehicles include automobiles, vans, motorcycles, trucks, aircraft, and trains. The decedent is usually a driver of, a passenger in, or a pedestrian who is struck by a motor vehicle. The death of a bicyclist that is struck by a motor vehicle is considered to be a motor vehicle related death.”¹⁷

In regard to ethanol levels, the OCME generally has the ability to perform toxicological testing to determine whether a reportable level of ethanol (0.01% BAC or greater) was present in a person at the time of death. However, similar to highway safety data, the mere presence of alcohol in a person’s system is not directly indicative of contributing to their manner of death.

Summary of Key Variations across Data Sources

Due to the variations in the nature and scope of data collected across these data sources, a number of key points should be noted to better understand why the number of overall crashes, fatalities, and number of crashes involving alcohol vary.

Highway safety data only captures fatalities occurring on public roadways within 30 days of a motor vehicle crash; whereas, Virginia OCME data captures deaths occurring as a result of motor vehicle crashes regardless of where they occurred in Virginia, as well as deaths occurring beyond 30 days of a crash. Due to Virginia OCMEs broader definitional scope of time, place, and manner of motor vehicle fatalities, their figures will reflect a significantly higher number of fatalities as compared to Virginia highway safety data.¹⁸

Similarly, the manner in which the number of *alcohol-related* crashes is calculated differs significantly across these data sources:

- NHTSA data relies on BAC testing results and police crash reports to determine whether motor vehicle crashes involved either an alcohol-impaired driver (BAC of .08 or above) or had

alcohol involvement (BAC of .01 or above); however, this source will impute any missing BAC data to estimate the overall number of crashes involving alcohol. Specifically, NHTSA reports on the *estimated* total number of alcohol-impaired crashes and fatalities using a statistical model (multiple imputation) to provide the estimated number of such crashes for each state based on factors relating to the crash, vehicle, driver, and the subjective assessment of the investigating law enforcement officer as to whether alcohol was involved;¹⁹

- Virginia TREDIS data also relies on police crash reports and BAC testing results (when available) but does not impute any missing data; and,
- Virginia OCME data relies solely on toxicology results of motor vehicle crash decedents to determine ethanol (BAC) levels.

Due to these variations in scope and definition, the number of crashes and fatalities involving alcohol will also vary across these three sources.

2022 VSCC Annual Report: Driving Under the Influence (DUI) Laws and Enforcement

¹ See, National Center for Statistics and Analysis (NCSA) at <https://www.nhtsa.gov/data/national-center-statistics-and-analysis>.

² See, e.g., NHTSA. (n.d.). *Fatality Analysis Reporting System (FARS) – How to access FARS data*. Retrieved from <https://www.nhtsa.gov/research-data/fatality-analysis-reporting-system-fars#:~:text=FARS%20is%20a%20nationwide%20census,in%20motor%20vehicle%20traffic%20crashes> and NHTSA. (n.d.) *Traffic safety facts annual report tables*. Retrieved from <https://cdan.nhtsa.gov/tsftables/tsfar.htm>.

³ See, NHTSA. (n.d.) *Traffic safety facts annual report tables*. Retrieved from <https://cdan.nhtsa.gov/tsftables/tsfar.htm>. The Crash Report Sampling System (CRSS) is the redesigned nationally representative sample of police-reported traffic crashes that resulted in death, injury, or property damage. CRSS replaced the National Automotive Sampling System General Estimates System (NASS GES) which began operation in 1988 and ended in 2015.

⁴ See, NHTSA. (n.d.). *Terms*. Retrieved from <https://www-fars.nhtsa.dot.gov/help/terms.aspx>.

⁵ *Id.*

⁶ *Id.*

⁷ *Id.*

⁸ *Id.*

⁹ See, e.g., Virginia DMV - Virginia Highway Safety Office. (2022). *2022 Virginia highway safety annual report*. Retrieved from <https://www.dmv.virginia.gov/safety/resources/2022-annual-report.pdf>.

¹⁰ See, Virginia DMV. *TREDS- Saving lives*. Retrieved from <https://www.treds.virginia.gov/UI/Security/Login.aspx>.

¹¹ See, e.g., [Virginia Code § 46.2-373](#); Virginia Department of Motor Vehicles. (2017, November). *FR300M crash report manual – Virginia state crash report training manual*. Retrieved from <https://www.treds.virginia.gov/UI/Training/Docs/FR300%20Manual.pdf>;

Virginia Highway Safety Office. (2022). *2021 Virginia traffic crash facts*. Retrieved from

https://www.dmv.virginia.gov/safety/crash_data/crash_facts/crash_facts_21.pdf.

¹² See, e.g., Virginia Highway Safety Office. (2022). *2021 Virginia traffic crash facts*. Retrieved from

https://www.dmv.virginia.gov/safety/crash_data/crash_facts/crash_facts_21.pdf.

¹³ *Id.*

¹⁴ *Id.*

¹⁵ *Id.*

¹⁶ See, Virginia Department of Health, Office of the Chief Medical Examiner at <https://www.vdh.virginia.gov/medical-examiner/annual-reports/> for annual reports published between 2003 and 2021.

¹⁷ *Id.*

¹⁸ For example, OCME data included anywhere from 84 to 141 *additional* MVC fatalities per year than DMV TREDS data due to OCME's broader definitional count of persons.

¹⁹ See, e.g., NHTSA. (2022, May). *Traffic safety facts - State alcohol-impaired-driving estimates*. (Report No. DOT HS 813 301).

Retrieved from <https://crashstats.nhtsa.dot.gov/Api/Public/ViewPublication/813301.pdf>; NHTSA (2002, January). *Transitioning to*

multiple imputation - A new method to impute missing blood alcohol concentration (BAC) values in FARS (Report No. DOT HS 809 403). Retrieved from <https://crashstats.nhtsa.dot.gov/Api/Public/ViewPublication/809403>.

Appendix D: DUI-Related Criminal Justice Data Sources

Key Finding: The manner in which criminal justice data sources capture arrests, charges, and convictions for DUI –related offenses varies across each data source.

In order to capture information on DUI-related arrests, charges, and convictions, staff analyzed data from the:

- FBI Uniform Crime Reporting Program;
- Virginia Uniform Crime Reporting Program;
- Virginia Central Criminal Records Exchange;
- Court case management systems maintained by the Office of the Executive Secretary of the Supreme Court of Virginia.

These data sources vary in both the scope of the information captured and how certain variables and concepts are defined. As such, the number of arrests, charges, and convictions for DUI-related offenses varies across the data sources.

A brief discussion of each data source is provided below. This framework will help inform any findings based on these data sources.

FBI Uniform Crime Reporting Program

The FBI Uniform Crime Reporting (UCR) Program collects the number of DUI arrests reported by law enforcement agencies in each state and territory.¹ The FBI UCR Program defines DUI as “driving or operating a motor vehicle or common carrier while mentally or physically impaired as the result of consuming an alcoholic beverage or using a drug or narcotic.”² While there are several limitations to the FBI UCR Program data, it is still the best available source to examine estimated and reported national and state DUI arrest rates.³ However, the FBI discourages any type of ranking across states or even time frames *within* individual states is highly discouraged due to variations in the number of agencies reporting and other problems requiring estimated arrest counts.⁴

Virginia Uniform Crime Reporting Program

The Virginia Uniform Crime Reporting (UCR) Program collects the number of DUI arrests reported by individual Virginia law enforcement agencies.⁵ The Virginia UCR Program also defines DUI as “driving or operating a motor vehicle or common carrier while mentally or physically impaired as the result of consuming an alcoholic beverage or using a drug or narcotic.”⁶ However, effective July 1, 2021, a new Group B offense code has been added to collect Driving under the Influence arrests involving

marijuana in Virginia (90M – DUI Marijuana).⁷ This offense includes driving while intoxicated and operating an airplane, boat, bus, streetcar, train, etc., while under the influence. The Virginia UCR Program is the best available source for Virginia Group B DUI arrests as it includes all Virginia law enforcement agencies, regardless of how many months of arrest data submitted. Group B DUI arrests are helpful in providing an “aggregate snapshot” of DUI enforcement across Virginia for most types of DUI offenses.

Crime Commission staff requested the total number of 90D (Driving Under the Influence) arrests reported by Virginia law enforcement agencies between 2010 to 2021, broken down by:

- Arresting law enforcement agency;
- Year of arrest;
- Characteristics of the arrest (month, day of week, whether during a major holiday period); and,
- Demographics of person arrested (sex, age, race, ethnicity, residency status).

Virginia Central Criminal Records Exchange (CCRE)

The Virginia State Police houses the Central Criminal Records Exchange (CCRE), which is the repository that receives, classifies, maintains, and disseminates individual criminal history records.⁸ Unlike the FBI and Virginia UCR Group B arrest data for DUI offenses, CCRE data provides the number of arrests for specific Code section violations and will frequently include the offense severity (misdemeanor and felony) and classification level. Staff requested the number of arrests for misdemeanor and felony violations of the following Virginia statutes:

- § 18.2-36.1
- § 18.2-51.4
- § 18.2-266
- § 18.2-266.1
- § 18.2-268.3 (misdemeanors only)
- § 18.2-270.1
- § 18.2-272
- § 46.2-341.24
- § 46.2-341.26:3

One limitation of the CCRE is that not all criminal offenses are required to be reported to the CCRE. For example, while all felonies and a number of misdemeanors must be reported to the CCRE, civil offenses are not reported.⁹

Another limitation of the CCRE is that the defendant's fingerprints must be submitted in order for an offense to be applied to that person's criminal history record. In some instances, fingerprints may

have been obtained for an offense, but there was a submission error where the fingerprints did not reach the CCRE. In other instances, information for an offense may have been submitted to the CCRE without fingerprints. In either instance, the offense is placed in a “Hold File” within the CCRE until a fingerprint is submitted to the CCRE and the offense is applied to a person’s criminal history record.

A final limitation is that information contained in the CCRE is based on data entered by court clerks into the respective court case management systems. Therefore, if there was a data entry error, that error will be reflected in the CCRE.

Court Data

Staff requested statewide and locality-level data relating to the number of charges and convictions in district and circuit courts for violations of various DUI-related offenses from the Office of the Executive Secretary of the Supreme Court of Virginia (OES). Staff specifically requested the number of charges and convictions for the following Virginia statutes:

- § 18.2-36.1
- § 18.2-51.4
- § 18.2-266
- § 18.2-266.1
- § 18.2-268.3 (civil violations and misdemeanors)
- § 18.2-270.1
- § 18.2-272
- § 46.2-341.24
- § 46.2-341.26:3
- § 46.2-341.29
- § 46.2-341.31
- DUI offenses where the type was not clear/ordinance violation charges

The analysis contained within this report is based on data from the Circuit Court, General District Court, and Juvenile & Domestic Relations Court Case Management Systems maintained by the Office of the Executive Secretary of the Supreme Court of Virginia and Fairfax Circuit Court. Data was provided by the Office of the Executive Secretary and Fairfax Circuit Court, analyzed by Virginia Criminal Sentencing Commission staff, and provided to Crime Commission staff. Crime Commission staff further analyzed and aggregated the data provided.

It should be noted that OES case management system data is charge-based (i.e., each count of each charge appears as a unique record in the system). As mentioned above, the information contained in the CCRE is based on information entered by clerks of court into their respective court case management systems. Cases were selected for inclusion in the analysis based on information entered

by court clerks into the respective Case Management Systems, which as with any type of manual entry can introduce certain limitations. For instance, if the clerk did not enter a Virginia Crime Code (VCC), the analysis relied on the *Code* section and offense description entered by the clerk to assign a VCC. If the clerk entered an incorrect VCC or statute reference, or the clerk entered the statute in a non-standardized format, the case may not have been identified and included in the analysis. However, unlike the CCRE, the OES court case management system has information on offenses that do not require fingerprints to be obtained, including civil violations for DUI-related offenses.

¹ The FBI UCR program classifies offenses as either Group A or Group B. Group A offenses capture the total number of offenses reported, as well as the total number of arrests. DUI offenses are classified as Group B offenses, which means that only arrests are captured rather than the number of offenses reported generally.

² FBI, UCR Program. *Crime in the United States – Offense definitions*. Retrieved from <https://ucr.fbi.gov/crime-in-the-u.s/2019/crime-in-the-u.s.-2019/topic-pages/offense-definitions>.

³ See, FBI. *Uniform Crime Reporting statistics: Their proper use*. Retrieved from <https://ucr.fbi.gov/ucr-statistics-their-proper-use>. Another example of a limitation is that Group B DUI arrests are only counted when law enforcement agencies designate the DUI as the “most serious” offense alleged in an arrest event. In other words, a DUI arrest is not counted when the DUI arrest is made in combination with an offense more serious than DUI. As such, the figures reported are an undercount of the total number of actual DUI arrests made. Further, although the FBI does provide estimated total arrest counts, actual reported arrest counts are only included for agencies submitting a full 12-months of arrest data.

⁴ See, FBI. *Uniform Crime Reporting statistics: Their proper use*. Retrieved from <https://ucr.fbi.gov/ucr-statistics-their-proper-use>.

⁵ Virginia State Police, CJIS, UCR, *Virginia Incident-Based Reporting User Manual*. Retrieved from <https://vsp.virginia.gov/wp-content/uploads/2022/07/Virginia-IBR-User-Manual-2019.1-NOV-2021.pdf>; Virginia State Police, Uniform Crime Reporting – Incident Based Reporting data is available in both an annual report format at <https://vsp.virginia.gov/sections-units-bureaus/bass/criminal-justice-information-services/uniform-crime-reporting/#UCR-IBR>, as well as on online data portal available at https://va.beyond2020.com/va_public/Browse/browsetables.aspx. The figures reported in each source vary due to the online data portal being updated on a semi-regular basis. Staff received a download of raw data for Group B DUI offenses included within the definition of 90D for purposes of law enforcement reporting: §§ 5.1-13 (aircraft DWI), 18.2-51.4 (DWI maiming), 18.2-51.5 (watercraft maiming), 18.2-266 (general DWI), 18.2-266.1 (underage DWI), 18.2-272 (driving after forfeiture of license), 29.1-738 (watercraft DWI), and 46.2-341.24 (commercial DWI).

⁶ Virginia State Police, CJIS, UCR, *Virginia Incident-Based Reporting User Manual*. Retrieved from <https://vsp.virginia.gov/wp-content/uploads/2022/07/Virginia-IBR-User-Manual-2019.1-NOV-2021.pdf> at p. 75. The Virginia UCR definition for DUI included marijuana until July 1, 2021.

⁷ Virginia State Police, CJIS, UCR, *Virginia Incident-Based Reporting User Manual*. Retrieved from <https://vsp.virginia.gov/wp-content/uploads/2022/07/Virginia-IBR-User-Manual-2019.1-NOV-2021.pdf> at p. 23.

⁸ VA. CODE ANN. § 19.2-387 *et seq.* (2022). The Central Criminal Records Exchange (CCRE) was established in 1966 by legislation enacted by the Virginia General Assembly. CCRE is the sole repository for criminal records in the Commonwealth of Virginia, see <https://vsp.virginia.gov/sections-units-bureaus/bass/criminal-justice-information-services/central-criminal-records-exchange-ccre/>.

⁹ VA. CODE ANN. § 19.2-390(A)(1) (2022).

Appendix E: Virginia TREDIS Data - Traffic Crashes, Fatalities, Injuries, and Property Damage

Table 1 illustrates the overall scope of motor vehicle crashes in Virginia by type and severity of injury.¹ As seen in Table 1, although the total number of crashes, injury crashes, and property damage crashes have generally decreased since 2018, the number of fatal crashes and fatalities have since increased (with a significant increase seen in 2021). Note that a motor vehicle crash may involve more than one fatality or injury. For example, a motor vehicle crash where the driver and passenger are killed would be counted as one fatal motor vehicle crash, but as two motor vehicle crash fatalities.

Table 1: Total Virginia Crashes, by Crash Type and Total Fatalities and Injuries, 2010-2021

Year	Total Crashes	Fatal Crashes	Fatalities	Injury Crashes	Injuries	Property Damage Crashes
2010	116,386	689	740	43,149	61,418	72,548
2011	120,513	707	764	43,993	63,382	75,813
2012	123,579	714	775	44,924	67,004	77,941
2013	121,763	683	741	43,233	65,114	77,847
2014	120,282	656	700	41,594	63,384	78,032
2015	125,800	711	753	42,957	65,029	82,132
2016	128,525	723	761	44,155	67,292	83,647
2017	127,375	787	843	42,425	65,306	84,163
2018	131,848	777	819	42,922	66,523	88,149
2019	128,172	771	827	41,852	65,708	85,549
2020	105,600	791	847	34,056	52,668	70,753
2021	118,498	903	968	37,585	58,786	80,010

Source: Virginia DMV, TREDIS

¹ See, e.g., Virginia DMV. *TREDIS Public Interactive Report generator* at <https://www.treds.virginia.gov/UI/Reports/Public/InteractiveReport.aspx?ReportPath=/Interactive%20Crash%20Reports/Interactive%20Report>. This tool allows users to download various traffic crash data occurring between 2010 and 2021; See also Virginia Highway Safety Office. (2022). *2021 Virginia traffic crash facts*. Retrieved from https://www.dmv.virginia.gov/safety/crash_data/crash_facts/crash_facts_21.pdf; Virginia Highway Safety Office. (2021). *2020 Virginia traffic crash facts*. Retrieved from https://www.dmv.virginia.gov/safety/crash_data/crash_facts/crash_facts_20.pdf; Virginia Highway Safety Office. (2020). *2019 Virginia traffic crash facts*. Retrieved from https://www.dmv.virginia.gov/safety/crash_data/crash_facts/crash_facts_19.pdf; Virginia Highway Safety Office. (2019). *2018 Virginia traffic crash facts*. Retrieved from https://www.dmv.virginia.gov/safety/crash_data/crash_facts/crash_facts_18.pdf; Virginia Highway Safety Office. (2018). *2017 Virginia traffic crash facts*. Retrieved from https://www.dmv.virginia.gov/safety/crash_data/crash_facts/crash_facts_17.pdf; Virginia Highway Safety Office. (2017). *2016 Virginia traffic crash facts*. Retrieved from https://www.dmv.virginia.gov/safety/crash_data/crash_facts/crash_facts_16.pdf.

APPENDIX F: Virginia TRENDS Data - Alcohol-Related Traffic Crashes, Fatalities, and Injuries**Count of Alcohol-Related Crashes by Locality, 2010-2021**

Locality and Count of Alcohol-Related Crashes	2010 Crash Count	2011 Crash Count	2012 Crash Count	2013 Crash Count	2014 Crash Count	2015 Crash Count	2016 Crash Count	2017 Crash Count	2018 Crash Count	2019 Crash Count	2020 Crash Count	2021 Crash Count
STATEWIDE	8,215	8,411	8,777	8,041	7,667	7,592	7,482	7,285	7,181	7,048	6,624	6,749
Alexandria City	102	110	97	111	99	99	94	83	88	87	68	69
Bristol City	30	27	23	23	16	14	9	24	10	18	14	10
Buena Vista City	1	3	1	1	0	0	0	0	0	0	0	1
Charlottesville City	51	60	61	67	56	43	38	39	30	33	42	33
Chesapeake City	168	166	207	150	156	150	129	131	157	168	144	128
Colonial Heights City	17	16	19	8	18	14	22	15	16	16	19	27
Covington City	6	3	6	8	4	5	5	5	3	6	1	1
Danville City	53	60	66	66	41	70	72	46	58	33	58	59
Emporia City	16	11	8	9	4	9	6	7	8	5	8	6
Fairfax City	32	38	27	26	35	29	19	26	10	15	16	21
Falls Church City	6	10	12	4	9	8	12	10	4	8	8	7
Franklin City	2	5	5	6	7	4	6	6	9	6	10	3
Fredericksburg City	32	39	51	52	50	46	39	60	59	50	47	48
Galax City	7	6	11	9	7	11	6	1	7	9	5	6
Hampton City	216	182	173	202	180	154	178	136	182	151	155	154
Harrisonburg City	57	52	56	51	45	51	51	43	47	50	41	51
Hopewell City	48	24	31	32	26	31	27	25	29	16	26	47
Lexington City	2	4	3	3	2	4	3	4	4	1	2	2
Lynchburg City	33	74	98	78	83	95	81	71	80	83	75	64
Manassas City	31	36	34	44	35	40	30	33	35	27	31	21
Manassas Park City	8	12	16	3	3	4	19	9	6	10	14	9
Martinsville City	24	15	25	24	23	20	9	13	11	19	18	12
Newport News City	146	168	166	190	186	155	205	186	204	209	189	231
Norfolk City	271	299	308	268	244	198	217	236	204	223	183	223
Norton City	4	3	6	3	3	3	0	2	2	4	4	4
Petersburg City	20	29	43	48	44	49	52	46	50	40	63	51
Poquoson City	5	12	14	11	6	6	10	7	11	9	7	8
Portsmouth City	24	84	71	63	73	56	56	94	77	111	82	97
Radford City	15	16	16	16	16	15	19	12	13	16	7	15
Richmond City	285	292	318	274	230	244	244	240	259	252	211	210
Roanoke City	143	141	153	117	128	115	65	70	87	117	105	103
Salem City	27	28	33	32	23	20	27	26	26	11	22	15

APPENDIX F: Virginia TRENDS Data- Alcohol-Related Traffic Crashes, Fatalities, and Injuries**Count of Alcohol-Related Crashes by Locality, 2010-2021**

Locality and Count of Alcohol-Related Crashes	2010 Crash Count	2011 Crash Count	2012 Crash Count	2013 Crash Count	2014 Crash Count	2015 Crash Count	2016 Crash Count	2017 Crash Count	2018 Crash Count	2019 Crash Count	2020 Crash Count	2021 Crash Count
STATEWIDE	8,215	8,411	8,777	8,041	7,667	7,592	7,482	7,285	7,181	7,048	6,624	6,749
Staunton City	19	12	25	22	25	24	26	20	19	21	16	11
Suffolk City	78	99	115	77	78	76	79	84	83	89	78	71
Virginia Beach City	508	483	512	484	502	503	478	419	429	361	419	418
Waynesboro City	23	33	34	31	29	23	20	20	19	24	23	18
Williamsburg City	10	9	8	14	13	8	3	11	9	8	9	17
Winchester City	28	31	33	20	37	34	30	33	34	41	34	28
Accomack County	65	69	52	56	47	46	57	53	53	57	42	28
Albemarle County	119	145	139	130	131	128	113	119	109	131	122	108
Alleghany County	15	20	20	26	11	19	20	18	18	12	12	20
Amelia County	12	8	10	13	8	11	12	14	18	17	12	9
Amherst County	39	39	39	38	32	43	34	29	29	26	32	25
Appomattox County	21	27	26	26	26	17	20	19	6	11	9	9
Arlington County	213	218	242	232	235	218	199	203	162	192	121	172
Augusta County	100	91	86	100	76	76	94	82	77	86	88	65
Bath County	7	11	10	11	11	9	2	10	6	2	9	5
Bedford County	76	73	86	75	73	80	90	69	56	60	57	56
Bland County	5	12	9	8	9	10	10	5	4	11	3	5
Botetourt County	49	47	39	31	39	27	30	46	33	29	28	37
Brunswick County	35	17	31	15	25	20	18	25	25	20	32	20
Buchanan County	25	21	26	24	26	13	18	20	16	12	10	13
Buckingham County	30	16	20	15	20	22	25	15	16	22	15	23
Campbell County	81	67	67	71	65	59	66	60	41	50	45	29
Caroline County	41	31	35	30	32	38	43	46	39	29	42	34
Carroll County	40	49	44	26	43	41	39	29	32	15	25	29
Charles City County	7	10	9	9	8	16	6	9	9	9	15	10
Charlotte County	14	13	18	4	9	14	12	11	13	13	16	15
Chesterfield County	343	372	357	330	297	314	351	308	335	305	306	332
Clarke County	22	32	22	27	16	29	24	19	19	26	16	9
Craig County	11	8	11	5	7	10	5	6	4	7	9	6
Culpeper County	38	29	69	58	53	39	44	50	71	44	51	40
Cumberland County	10	8	21	12	11	12	11	7	14	8	5	4
Dickenson County	13	15	23	16	11	7	10	10	8	11	22	15

APPENDIX F: Virginia TRENDS Data - Alcohol-Related Traffic Crashes, Fatalities, and Injuries**Count of Alcohol-Related Crashes by Locality, 2010-2021**

Locality and Count of Alcohol-Related Crashes	2010 Crash Count	2011 Crash Count	2012 Crash Count	2013 Crash Count	2014 Crash Count	2015 Crash Count	2016 Crash Count	2017 Crash Count	2018 Crash Count	2019 Crash Count	2020 Crash Count	2021 Crash Count
STATEWIDE	8,215	8,411	8,777	8,041	7,667	7,592	7,482	7,285	7,181	7,048	6,624	6,749
Dinwiddie County	26	37	29	19	26	30	31	38	34	30	18	36
Essex County	20	21	9	16	14	10	17	20	10	13	15	15
Fairfax County	919	903	910	829	740	708	701	621	580	589	496	545
Fauquier County	74	80	115	87	97	94	101	112	95	85	83	99
Floyd County	11	13	21	11	21	26	6	15	10	13	14	16
Fluvanna County	26	35	25	26	28	28	24	30	24	35	20	12
Franklin County	70	65	78	81	72	77	70	63	63	60	77	55
Frederick County	85	81	78	74	75	72	80	72	81	72	85	96
Giles County	18	21	25	7	19	11	1	14	11	13	8	10
Gloucester County	36	41	41	49	39	50	37	50	37	44	35	27
Goochland County	49	35	31	31	31	33	30	37	35	42	25	32
Grayson County	17	16	10	15	22	24	15	16	13	9	14	9
Greene County	19	14	22	15	10	21	14	15	22	19	14	17
Greensville County	16	17	31	7	15	21	19	11	19	21	16	16
Halifax County	44	54	59	43	45	56	34	37	42	37	61	35
Hanover County	97	92	101	109	104	94	95	96	97	81	79	74
Henrico County	326	336	332	313	285	317	289	308	288	288	262	275
Henry County	71	77	67	67	67	80	56	44	48	44	49	32
Highland County	3	3	0	4	3	1	2	5	3	2	3	4
Isle of Wight County	39	41	46	41	40	40	48	46	42	31	34	43
James City County	51	44	61	31	38	56	53	58	46	53	56	54
King and Queen County	8	8	11	7	10	9	14	5	8	13	6	8
King George County	26	22	23	30	17	27	24	20	21	15	26	26
King William County	10	11	9	16	12	15	11	13	12	8	18	18
Lancaster County	15	9	15	14	12	17	15	15	14	19	13	18
Lee County	30	24	18	20	8	12	25	15	17	14	14	8
Loudoun County	209	230	239	213	236	222	259	227	251	244	181	220
Louisa County	54	61	51	48	43	64	50	43	43	39	32	34
Lunenburg County	11	14	12	9	7	12	17	17	15	8	16	7
Madison County	9	21	12	15	5	11	16	15	20	8	16	8
Mathews County	5	14	12	4	7	7	8	5	7	5	3	4
Mecklenburg County	37	33	46	42	34	27	32	35	30	35	33	28

APPENDIX F: Virginia TRENDS Data - Alcohol-Related Traffic Crashes, Fatalities, and Injuries**Count of Alcohol-Related Crashes by Locality, 2010-2021**

Locality and Count of Alcohol-Related Crashes	2010 Crash Count	2011 Crash Count	2012 Crash Count	2013 Crash Count	2014 Crash Count	2015 Crash Count	2016 Crash Count	2017 Crash Count	2018 Crash Count	2019 Crash Count	2020 Crash Count	2021 Crash Count
STATEWIDE	8,215	8,411	8,777	8,041	7,667	7,592	7,482	7,285	7,181	7,048	6,624	6,749
Middlesex County	6	13	20	12	8	9	11	13	5	5	8	8
Montgomery County	102	93	102	99	94	93	100	119	101	98	86	78
Nelson County	33	25	24	30	29	25	18	24	34	22	23	21
New Kent County	29	32	32	36	29	29	37	34	52	38	36	39
Northampton County	29	13	22	27	23	17	17	20	26	13	13	19
Northumberland County	17	16	19	19	12	9	16	15	11	11	17	13
Nottoway County	25	18	18	17	14	18	15	17	19	18	14	14
Orange County	18	25	31	38	29	27	35	30	32	38	29	18
Page County	21	20	22	19	14	19	24	26	20	10	24	17
Patrick County	24	17	18	16	12	13	14	12	10	17	13	10
Pittsylvania County	68	89	76	54	46	61	73	60	65	51	50	32
Powhatan County	26	20	28	30	21	14	21	35	24	26	24	24
Prince Edward County	29	25	28	30	37	27	28	30	25	26	23	25
Prince George County	33	30	35	31	29	27	16	27	28	37	25	29
Prince William County	319	344	337	337	319	332	305	296	333	343	284	400
Pulaski County	44	34	46	30	32	22	27	46	18	26	29	18
Rappahannock County	12	15	11	8	10	9	10	8	16	13	12	11
Richmond County	14	10	16	8	12	11	11	7	6	7	16	10
Roanoke County	78	84	92	73	66	56	66	69	61	61	45	77
Rockbridge County	43	50	38	37	35	34	33	40	36	27	20	31
Rockingham County	115	73	105	102	99	102	91	71	74	65	67	69
Russell County	38	32	41	32	26	21	14	18	9	14	23	9
Scott County	28	22	22	27	20	19	20	7	16	16	15	16
Shenandoah County	43	52	48	51	46	33	46	29	49	42	35	31
Smyth County	49	42	41	29	31	25	22	23	16	20	24	16
Southampton County	17	26	15	23	28	21	12	15	18	18	20	17
Spotsylvania County	112	122	91	124	143	126	121	120	113	119	92	94
Stafford County	100	99	102	98	103	101	87	114	94	105	87	93
Surry County	6	5	9	10	6	10	9	4	4	5	4	8
Sussex County	15	14	14	16	12	11	14	17	9	15	16	14
Tazewell County	48	47	60	31	27	32	40	28	42	23	28	25
Warren County	35	29	48	28	35	37	35	41	25	33	41	30

APPENDIX F: Virginia TRENDS Data - Alcohol-Related Traffic Crashes, Fatalities, and Injuries**Count of Alcohol-Related Crashes by Locality, 2010-2021**

Locality and Count of Alcohol-Related Crashes	2010 Crash Count	2011 Crash Count	2012 Crash Count	2013 Crash Count	2014 Crash Count	2015 Crash Count	2016 Crash Count	2017 Crash Count	2018 Crash Count	2019 Crash Count	2020 Crash Count	2021 Crash Count
STATEWIDE	8,215	8,411	8,777	8,041	7,667	7,592	7,482	7,285	7,181	7,048	6,624	6,749
Washington County	57	66	56	46	58	50	42	52	37	33	46	29
Westmoreland County	19	24	31	16	21	17	27	13	18	25	21	20
Wise County	42	53	34	40	23	19	20	19	14	20	16	21
Wythe County	45	51	31	38	34	43	21	34	26	27	24	19
York County	66	68	79	51	45	53	51	59	65	40	54	46

Source: Virginia DMV, TRENDS

APPENDIX F: Virginia TRENDS Data - Alcohol-Related Traffic Crashes, Fatalities, and Injuries**Rate of Alcohol-Related Crashes per 100,000 Population by Locality, 2010-2021**

Locality and Rate of Alcohol-Related Crashes per 100,000	2010 Crash Rate	2011 Crash Rate	2012 Crash Rate	2013 Crash Rate	2014 Crash Rate	2015 Crash Rate	2016 Crash Rate	2017 Crash Rate	2018 Crash Rate	2019 Crash Rate	2020 Crash Rate	2021 Crash Rate
STATEWIDE	102.7	103.9	107.2	97.3	92.1	90.6	88.9	86.0	84.3	82.6	77.1	78.0
Alexandria City	72.9	76.7	65.8	73.4	63.8	62.0	58.9	51.6	54.6	54.7	42.7	43.5
Bristol City	168.2	151.9	129.9	129.7	90.4	79.4	50.9	139.9	59.3	105.8	81.6	58.0
Buena Vista City	15.0	43.6	14.9	14.6	0.0	0.0	0.0	0.0	0.0	0.0	0.0	15.1
Charlottesville City	117.4	134.9	135.3	143.7	117.2	89.2	77.4	79.4	60.9	67.1	84.9	64.6
Chesapeake City	75.6	73.5	90.7	64.4	66.2	63.0	53.6	54.0	64.4	68.4	58.2	51.1
Colonial Heights City	97.6	91.1	107.8	46.9	104.2	81.3	127.1	86.6	91.1	93.1	110.2	149.4
Covington City	100.7	49.2	93.5	127.8	64.2	80.7	83.8	85.5	52.5	105.4	17.4	17.5
Danville City	123.1	138.5	152.1	153.8	95.4	164.5	171.6	111.2	142.9	82.6	144.7	138.5
Emporia City	270.0	185.0	134.9	145.9	65.0	148.0	100.3	120.8	144.6	89.5	142.1	106.6
Fairfax City	141.8	166.2	114.9	108.6	141.5	125.0	81.7	109.1	40.7	62.6	66.8	87.1
Falls Church City	48.7	79.6	92.6	30.0	66.6	56.4	85.0	70.1	27.7	55.8	54.8	47.9
Franklin City	23.3	57.6	56.6	69.3	81.8	46.9	69.8	70.8	108.3	72.6	120.2	37.2
Fredericksburg City	131.8	153.0	196.0	186.1	177.2	170.6	144.3	217.0	207.8	175.2	162.7	173.9
Galax City	99.4	84.2	153.3	127.6	98.0	156.2	87.9	14.8	106.3	137.5	75.8	88.9
Hampton City	157.1	132.5	124.6	145.3	129.9	111.1	129.5	99.5	134.2	111.2	113.4	112.8
Harrisonburg City	116.5	103.9	110.1	97.8	85.5	94.7	94.1	78.6	86.1	92.6	75.9	92.4
Hopewell City	212.5	105.4	135.7	140.9	113.8	134.9	117.9	109.6	127.4	70.4	114.0	204.6
Lexington City	28.4	55.6	40.8	40.9	27.3	54.0	41.1	54.9	54.3	13.5	26.7	27.0
Lynchburg City	43.7	96.8	126.9	100.8	106.6	120.7	101.8	88.3	98.4	102.7	92.3	79.9
Manassas City	82.0	92.2	85.2	108.1	83.7	96.2	72.1	79.0	83.2	64.7	73.9	49.1
Manassas Park City	56.0	82.5	107.8	19.8	19.4	25.5	120.2	55.8	36.3	60.1	83.6	52.3
Martinsville City	173.6	107.9	179.8	175.1	167.4	148.4	66.5	97.1	83.8	148.5	139.6	89.3
Newport News City	80.7	92.8	90.5	103.6	101.4	84.5	111.9	102.1	112.6	115.5	104.1	124.8
Norfolk City	111.6	122.5	125.3	108.8	99.0	80.1	87.8	95.8	83.0	91.0	74.4	93.7
Norton City	101.1	73.2	143.1	73.9	74.8	76.0	0.0	51.5	51.2	103.1	102.5	110.0
Petersburg City	61.7	88.0	129.9	146.4	135.7	152.9	162.4	145.1	157.5	127.3	199.2	155.0
Poquoson City	41.2	98.0	113.9	91.1	49.1	48.5	81.4	56.9	89.3	72.6	56.2	63.9
Portsmouth City	25.1	87.2	72.9	65.0	75.4	57.8	58.2	98.5	81.1	117.4	86.2	99.1
Radford City	91.4	96.8	95.7	93.4	91.7	86.1	110.3	69.7	72.1	88.7	38.6	88.6
Richmond City	139.6	141.6	152.3	129.8	107.7	112.0	110.1	107.7	114.1	111.1	92.1	92.7
Roanoke City	147.4	145.1	155.1	118.3	128.9	115.4	65.2	70.1	87.0	117.8	105.2	103.1
Salem City	108.9	112.1	130.6	126.6	90.8	78.6	106.0	101.3	101.2	43.4	86.2	59.9
Staunton City	80.0	49.5	102.0	89.5	101.4	97.8	106.3	80.8	76.1	84.1	63.7	42.5
Suffolk City	92.2	115.5	133.0	87.7	87.1	84.0	86.1	90.8	89.5	94.9	82.1	73.9
Virginia Beach City	116.0	109.5	114.4	107.6	111.1	110.9	105.4	92.2	94.6	79.8	92.2	91.3

APPENDIX F: Virginia TRENDS Data - Alcohol-Related Traffic Crashes, Fatalities, and Injuries**Rate of Alcohol-Related Crashes per 100,000 Population by Locality, 2010-2021**

Locality and Rate of Alcohol-Related Crashes per 100,000	2010 Crash Rate	2011 Crash Rate	2012 Crash Rate	2013 Crash Rate	2014 Crash Rate	2015 Crash Rate	2016 Crash Rate	2017 Crash Rate	2018 Crash Rate	2019 Crash Rate	2020 Crash Rate	2021 Crash Rate
STATEWIDE	102.7	103.9	107.2	97.3	92.1	90.6	88.9	86.0	84.3	82.6	77.1	78.0
Waynesboro City	109.5	156.4	159.0	147.5	133.9	105.5	91.6	91.1	85.3	108.2	102.4	80.5
Williamsburg City	71.1	63.1	55.2	94.0	86.3	53.8	19.4	71.4	59.3	52.0	58.2	106.2
Winchester City	106.9	118.5	121.3	74.2	136.0	123.6	109.0	117.8	120.2	145.5	120.1	99.9
Accomack County	196.0	207.0	155.1	166.6	138.8	137.2	171.0	160.4	161.7	175.1	128.5	84.0
Albemarle County	120.2	143.9	136.8	126.5	126.3	121.8	106.9	110.5	100.3	119.4	110.4	94.4
Alleghany County	92.3	123.6	125.5	162.9	69.1	122.5	128.5	116.8	118.9	80.3	80.4	132.0
Amelia County	94.6	62.3	78.6	101.9	62.4	85.2	93.3	108.1	138.5	130.2	91.3	67.7
Amherst County	120.5	120.0	119.9	117.0	98.2	134.3	105.8	90.7	91.0	81.8	100.5	79.4
Appomattox County	140.3	179.7	171.2	170.3	167.0	110.0	130.0	122.3	38.3	69.5	56.3	55.5
Arlington County	102.6	101.7	109.7	102.1	102.5	92.9	84.1	84.9	67.2	79.3	49.9	72.5
Augusta County	135.6	123.3	116.5	134.2	101.8	101.5	125.7	109.3	102.3	113.4	115.2	83.8
Bath County	148.0	229.3	209.5	231.3	230.6	190.4	43.0	219.5	135.5	46.3	207.3	116.9
Bedford County	101.5	96.7	113.4	98.3	94.5	103.1	116.2	88.7	71.5	76.4	72.2	70.1
Bland County	73.3	177.8	133.0	118.2	132.3	149.6	152.2	76.8	62.2	172.8	46.8	80.5
Botetourt County	147.8	140.7	117.1	92.8	116.3	80.6	90.4	137.9	99.1	86.6	83.1	110.0
Brunswick County	200.8	97.7	178.2	86.8	145.1	118.1	107.9	150.8	151.7	122.8	196.1	126.5
Buchanan County	103.7	87.5	108.4	100.6	109.5	56.6	80.1	90.9	74.2	56.4	46.8	65.1
Buckingham County	175.0	93.3	115.6	87.3	116.6	129.5	147.8	88.5	94.4	128.8	87.4	137.6
Campbell County	147.7	122.4	121.8	126.5	115.6	105.0	118.8	108.1	74.0	90.1	80.9	52.1
Caroline County	143.6	107.5	120.2	101.8	107.6	127.6	144.8	153.4	128.7	95.7	138.4	107.8
Carroll County	133.1	164.7	146.8	88.2	144.9	140.0	134.1	99.3	109.8	51.5	85.1	100.6
Charles City County	96.5	137.2	125.3	123.8	110.4	218.3	82.7	125.9	128.3	128.3	213.2	149.3
Charlotte County	111.2	103.5	143.3	32.0	71.2	112.4	97.4	89.9	108.1	109.0	134.0	130.1
Chesterfield County	108.5	116.4	110.7	100.9	90.0	94.2	105.1	90.6	96.7	87.0	86.2	89.7
Clarke County	156.8	225.2	154.1	190.8	111.7	204.1	168.5	132.8	131.9	181.1	110.2	60.5
Craig County	211.9	152.6	209.2	94.3	132.7	192.6	95.9	117.0	78.5	137.0	175.7	122.8
Culpeper County	81.4	61.5	144.6	120.3	109.1	79.7	89.1	99.5	138.5	84.6	97.2	75.3
Cumberland County	99.5	79.2	207.0	117.8	108.5	120.1	111.6	71.0	142.6	81.2	50.4	41.2
Dickenson County	81.7	95.2	146.1	102.2	69.9	45.6	66.7	68.1	55.1	76.9	153.5	107.9
Dinwiddie County	92.9	132.1	102.4	65.8	89.7	104.3	109.3	133.3	119.3	104.6	62.5	128.6
Essex County	179.4	186.0	80.3	144.4	126.3	91.6	157.5	185.0	92.8	120.8	138.3	141.0
Fairfax County	85.0	82.4	81.8	74.2	66.1	62.7	61.6	54.3	50.6	51.5	43.3	47.6
Fauquier County	113.5	121.6	173.9	130.7	143.7	138.4	148.2	162.1	135.4	120.4	116.9	135.1
Floyd County	72.0	84.0	135.1	69.9	134.3	168.5	39.2	96.5	63.9	83.5	89.3	104.3
Fluvanna County	101.2	134.7	96.0	99.9	107.8	107.0	91.8	113.3	89.9	129.4	73.5	43.5

APPENDIX F: Virginia TRENDS Data - Alcohol-Related Traffic Crashes, Fatalities, and Injuries**Rate of Alcohol-Related Crashes per 100,000 Population by Locality, 2010-2021**

Locality and Rate of Alcohol-Related Crashes per 100,000	2010 Crash Rate	2011 Crash Rate	2012 Crash Rate	2013 Crash Rate	2014 Crash Rate	2015 Crash Rate	2016 Crash Rate	2017 Crash Rate	2018 Crash Rate	2019 Crash Rate	2020 Crash Rate	2021 Crash Rate
STATEWIDE	102.7	103.9	107.2	97.3	92.1	90.6	88.9	86.0	84.3	82.6	77.1	78.0
Franklin County	124.6	115.5	137.8	143.2	126.8	136.6	124.5	111.6	112.2	107.6	137.5	101.5
Frederick County	108.5	102.3	97.4	91.1	91.4	87.1	95.2	83.9	92.3	81.1	94.7	103.2
Giles County	104.1	121.5	143.0	40.1	109.2	64.0	5.9	82.1	65.0	77.6	47.7	60.1
Gloucester County	97.7	110.9	110.9	131.6	104.8	134.9	100.0	134.5	99.5	118.6	94.1	69.7
Goochland County	225.6	160.9	146.4	144.9	142.8	148.1	134.5	163.0	151.0	178.9	104.9	127.3
Grayson County	109.4	103.4	65.0	97.3	134.4	149.2	94.2	102.1	84.8	58.3	90.5	59.1
Greene County	103.2	73.5	116.7	77.6	51.0	105.8	70.8	75.1	110.2	94.5	68.9	80.8
Greensville County	130.7	140.1	255.4	60.4	129.3	177.9	163.4	95.1	165.6	184.1	140.4	144.4
Halifax County	121.4	149.2	162.8	119.2	124.4	156.6	95.5	105.1	121.2	107.8	177.2	103.8
Hanover County	97.1	91.4	99.7	107.2	101.3	90.4	90.3	90.2	90.4	75.1	72.3	66.7
Henrico County	106.2	108.1	105.4	98.7	89.6	98.8	90.0	94.9	88.1	87.5	79.1	81.8
Henry County	131.1	142.9	124.3	125.1	125.8	151.5	107.0	84.7	93.3	86.2	95.2	64.0
Highland County	129.3	130.7	0.0	173.1	130.6	43.9	87.0	218.9	132.5	89.0	133.9	179.7
Isle of Wight County	110.6	115.6	127.1	112.4	110.6	109.8	129.5	123.2	112.0	82.3	89.6	110.4
James City County	76.1	63.9	87.7	44.1	53.4	76.4	72.0	77.6	60.7	69.8	73.2	68.7
King and Queen County	115.2	113.5	148.1	94.5	141.4	125.2	195.6	72.1	115.3	188.4	86.5	121.1
King George County	110.2	94.3	96.1	122.6	68.7	109.8	97.1	78.8	81.2	57.7	98.9	96.2
King William County	62.8	68.1	56.2	99.1	73.4	92.3	67.3	78.2	70.9	46.7	104.2	99.9
Lancaster County	131.7	78.5	132.1	123.1	106.0	150.5	133.5	134.3	127.5	175.5	120.3	164.5
Lee County	117.2	93.5	70.0	77.9	31.0	47.7	101.4	61.6	70.9	58.8	58.7	36.2
Loudoun County	66.9	70.9	71.7	61.2	65.2	59.3	67.2	57.3	61.8	59.0	43.2	51.7
Louisa County	162.9	182.3	151.3	140.3	125.3	186.9	145.7	122.7	119.4	106.5	86.5	88.6
Lunenburg County	85.2	108.0	92.9	70.5	55.3	96.5	137.5	137.3	122.6	65.3	130.4	59.1
Madison County	67.6	156.4	89.1	112.5	37.4	84.0	122.1	113.7	150.6	60.4	119.9	57.7
Mathews County	55.7	156.7	135.1	45.2	78.8	80.1	92.5	57.8	80.4	57.8	34.5	47.1
Mecklenburg County	113.1	100.2	143.0	131.3	106.1	85.4	102.1	111.9	96.8	113.2	106.3	93.1
Middlesex County	54.7	117.5	181.7	108.2	72.3	81.2	99.6	118.1	45.9	46.7	74.4	75.6
Montgomery County	108.1	97.9	106.7	102.2	96.5	94.8	101.5	120.5	101.6	97.9	85.7	76.5
Nelson County	219.7	165.7	159.2	199.6	192.4	166.7	121.3	161.5	229.2	148.7	154.3	141.7
New Kent County	157.4	170.0	166.2	181.9	143.8	141.7	177.1	156.6	231.5	164.7	154.4	165.5
Northampton County	234.1	104.6	176.8	223.3	188.4	139.6	140.0	166.7	219.2	110.1	109.3	155.5
Northumberland County	137.9	128.5	152.4	153.4	96.9	73.6	132.4	124.5	91.1	91.8	140.5	111.7
Nottoway County	157.7	113.2	113.5	106.4	86.9	110.7	93.1	107.3	121.3	116.8	90.2	89.7
Orange County	53.8	74.2	91.2	111.3	84.1	79.4	103.6	86.9	89.9	105.8	79.9	49.5
Page County	87.3	82.8	90.9	78.9	58.1	80.1	101.8	109.9	83.9	41.9	100.1	71.9

APPENDIX F: Virginia TRENDS Data - Alcohol-Related Traffic Crashes, Fatalities, and Injuries**Rate of Alcohol-Related Crashes per 100,000 Population by Locality, 2010-2021**

Locality and Rate of Alcohol-Related Crashes per 100,000	2010 Crash Rate	2011 Crash Rate	2012 Crash Rate	2013 Crash Rate	2014 Crash Rate	2015 Crash Rate	2016 Crash Rate	2017 Crash Rate	2018 Crash Rate	2019 Crash Rate	2020 Crash Rate	2021 Crash Rate
STATEWIDE	102.7	103.9	107.2	97.3	92.1	90.6	88.9	86.0	84.3	82.6	77.1	78.0
Patrick County	129.8	91.2	96.3	85.4	64.1	70.5	77.6	66.9	56.2	95.8	73.5	57.0
Pittsylvania County	107.1	141.3	120.4	85.5	72.4	96.4	116.6	96.5	105.5	83.6	81.8	53.2
Powhatan County	92.7	70.7	98.6	105.4	73.2	49.2	73.2	120.0	81.3	87.1	79.2	78.8
Prince Edward County	124.1	106.3	119.8	128.9	159.0	114.3	118.7	129.2	107.5	113.2	99.6	113.5
Prince George County	92.4	83.7	97.5	86.1	79.6	72.7	43.6	72.9	75.2	99.1	66.4	67.1
Prince William County	79.4	83.0	80.0	78.1	72.9	74.9	68.1	64.9	71.9	73.7	60.6	82.9
Pulaski County	126.2	98.2	133.0	86.6	91.8	63.1	78.1	133.5	52.7	76.3	84.8	53.5
Rappahannock County	162.8	202.4	147.5	107.1	134.6	123.2	136.8	109.8	221.6	178.4	163.9	148.5
Richmond County	151.3	108.3	171.7	87.1	130.7	120.6	121.8	77.0	65.6	76.2	173.5	111.8
Roanoke County	84.4	90.6	98.7	78.7	70.5	59.7	70.3	73.6	65.1	65.0	47.8	79.8
Rockbridge County	192.8	225.7	172.0	165.6	156.3	153.4	148.4	177.0	159.7	120.0	88.8	137.2
Rockingham County	150.7	94.4	135.4	130.6	125.4	128.9	114.1	88.0	90.9	79.1	80.9	82.4
Russell County	131.5	110.3	141.9	113.0	90.8	75.0	50.5	65.9	33.3	52.2	85.3	35.1
Scott County	120.8	94.5	93.8	116.3	86.3	83.5	88.0	31.3	72.3	73.1	68.2	74.3
Shenandoah County	102.4	123.5	112.1	118.9	107.2	78.1	109.7	68.2	114.1	97.7	81.1	69.8
Smyth County	152.1	130.8	127.7	90.7	96.8	79.6	70.8	75.0	52.5	66.5	79.8	54.2
Southampton County	91.5	138.9	80.3	121.9	149.1	113.2	65.8	82.8	100.8	100.8	111.4	95.1
Spotsylvania County	91.5	98.4	73.1	98.8	113.2	97.7	93.3	91.2	84.7	87.7	66.8	66.4
Stafford County	77.5	75.5	76.9	72.5	74.5	72.1	61.3	78.2	63.0	69.2	56.7	58.4
Surry County	85.0	71.8	129.9	143.3	86.1	146.6	133.5	59.9	60.8	76.2	60.6	121.8
Sussex County	124.1	116.1	115.3	131.6	99.3	92.5	119.2	145.9	78.4	131.0	139.3	134.5
Tazewell County	106.5	103.8	134.2	69.4	60.5	72.6	92.2	65.8	100.1	55.6	67.6	62.9
Warren County	93.1	76.9	126.1	72.9	90.2	95.3	89.3	104.5	63.1	82.6	102.0	73.1
Washington County	103.9	119.6	100.9	83.3	105.6	92.4	78.6	96.7	68.5	61.8	85.9	53.6
Westmoreland County	108.9	137.5	175.1	90.6	117.4	95.9	152.6	73.2	100.5	139.7	116.8	107.9
Wise County	101.3	129.2	83.3	99.4	57.2	47.6	50.6	48.6	36.5	53.0	42.3	58.5
Wythe County	153.9	173.5	104.9	129.3	115.8	149.6	73.8	118.4	90.8	94.8	84.1	67.8
York County	101.2	103.1	118.9	76.2	66.8	76.3	74.4	85.6	94.6	57.6	77.4	65.4

Source 1: Virginia DMV, TRENDS

Source 2: U.S. Census Bureau, Average Population 2010-2021

APPENDIX F: Virginia TRENDS Data Alcohol-Related Traffic Crashes, Fatalities, and Injuries

Count of Alcohol-Related Fatalities by Locality, 2010-2021

Locality and Count of Alcohol-Related Crash Fatalities	2010 Fatality Count	2011 Fatality Count	2012 Fatality Count	2013 Fatality Count	2014 Fatality Count	2015 Fatality Count	2016 Fatality Count	2017 Fatality Count	2018 Fatality Count	2019 Fatality Count	2020 Fatality Count	2021 Fatality Count
STATEWIDE	275	245	229	253	252	242	262	248	278	264	272	247
Alexandria City	1	0	2	0	0	2	1	1	3	2	2	1
Bristol City	0	1	0	1	0	0	0	0	1	1	0	0
Buena Vista City	0	0	0	0	0	0	0	0	0	0	0	0
Charlottesville City	1	0	0	0	0	0	2	0	0	1	2	1
Chesapeake City	3	12	7	2	3	7	6	5	8	9	4	9
Colonial Heights City	1	0	0	0	0	0	3	1	0	1	0	0
Covington City	0	0	0	0	0	0	0	0	0	0	1	0
Danville City	0	0	1	2	0	1	2	0	2	1	1	0
Emporia City	0	0	0	1	0	0	0	0	0	1	0	0
Fairfax City	0	0	1	0	0	0	1	0	0	0	0	0
Falls Church City	1	0	0	0	1	0	0	0	0	0	0	0
Franklin City	0	0	1	0	0	0	1	0	0	0	0	0
Fredericksburg City	0	0	1	0	0	0	1	0	1	0	0	2
Galax City	0	0	1	0	0	0	0	0	0	1	0	0
Hampton City	4	9	3	3	4	3	4	1	3	4	8	0
Harrisonburg City	1	0	0	0	0	1	2	0	1	0	2	2
Hopewell City	0	0	0	1	0	0	0	0	0	0	0	1
Lexington City	1	0	0	0	0	0	0	0	0	0	0	0
Lynchburg City	3	1	3	0	0	2	0	1	4	0	2	3
Manassas City	0	0	0	0	0	0	0	1	2	0	1	0
Manassas Park City	0	1	0	0	0	0	0	0	0	0	0	0
Martinsville City	0	1	1	1	0	0	0	0	0	0	1	0
Newport News City	4	6	1	3	3	9	8	6	11	9	12	6
Norfolk City	6	11	8	13	11	7	5	8	4	6	8	13
Norton City	0	0	0	0	0	0	0	0	0	0	0	0
Petersburg City	3	0	0	1	1	0	2	0	1	1	3	1
Poquoson City	0	0	0	0	0	2	0	0	0	1	1	0
Portsmouth City	1	2	2	1	3	1	3	5	4	2	1	1
Radford City	1	0	0	0	0	0	0	0	0	2	0	0
Richmond City	7	9	5	5	5	7	7	7	9	4	9	4
Roanoke City	2	2	0	2	6	4	6	6	1	4	6	2
Salem City	2	0	0	0	1	0	0	0	0	1	0	0
Staunton City	0	0	0	0	0	0	0	0	0	0	1	0
Suffolk City	1	7	4	6	3	2	1	4	1	6	2	2
Virginia Beach City	8	8	7	8	12	8	4	13	11	7	13	19
Waynesboro City	2	0	1	1	0	0	0	0	0	0	0	2
Williamsburg City	0	0	0	0	0	0	0	0	0	1	0	0
Winchester City	0	0	0	0	0	0	0	0	0	0	0	0
Accomack County	6	6	2	0	4	1	3	0	2	0	0	0
Albemarle County	4	7	3	5	5	5	2	4	1	6	3	2
Alleghany County	0	2	0	1	2	1	1	2	0	0	1	3
Amelia County	0	0	2	1	0	2	2	3	1	1	2	0
Amherst County	0	0	0	2	0	1	2	2	1	2	2	3
Appomattox County	0	2	0	1	2	0	1	0	1	1	0	1
Arlington County	1	2	1	1	2	2	0	2	1	2	1	0
Augusta County	4	2	4	5	3	6	8	3	5	4	4	3

APPENDIX F: Virginia TRENDS Data Alcohol-Related Traffic Crashes, Fatalities, and Injuries

Count of Alcohol-Related Fatalities by Locality, 2010-2021

Locality and Count of Alcohol-Related Crash Fatalities	2010 Fatality Count	2011 Fatality Count	2012 Fatality Count	2013 Fatality Count	2014 Fatality Count	2015 Fatality Count	2016 Fatality Count	2017 Fatality Count	2018 Fatality Count	2019 Fatality Count	2020 Fatality Count	2021 Fatality Count
STATEWIDE	275	245	229	253	252	242	262	248	278	264	272	247
Bath County	0	1	0	0	0	0	1	0	0	0	1	0
Bedford County	5	7	7	2	3	4	6	5	4	3	3	3
Bland County	0	0	0	1	0	0	0	0	0	0	0	0
Botetourt County	0	2	1	4	2	3	0	0	1	3	0	1
Brunswick County	2	0	6	1	3	2	0	2	2	0	2	1
Buchanan County	1	0	2	4	0	1	1	1	0	1	2	0
Buckingham County	1	0	1	1	5	2	5	1	2	2	3	4
Campbell County	3	2	5	1	2	2	7	5	0	5	2	0
Caroline County	3	1	3	4	0	3	1	3	1	3	2	2
Carroll County	2	0	2	0	3	4	1	2	1	1	1	3
Charles City County	1	2	1	0	1	1	0	0	1	2	1	0
Charlotte County	3	0	1	0	0	1	3	0	1	1	3	0
Chesterfield County	13	13	8	11	9	7	14	10	13	6	11	8
Clarke County	2	1	1	0	1	1	0	0	1	2	1	1
Craig County	0	0	1	3	0	2	0	0	1	0	0	0
Culpeper County	0	0	2	4	1	1	2	0	3	3	4	3
Cumberland County	0	0	1	0	0	0	0	2	0	1	1	0
Dickenson County	1	2	1	0	2	0	0	1	1	0	3	0
Dinwiddie County	2	1	2	2	1	1	4	0	5	3	0	4
Essex County	0	1	0	0	1	1	1	2	0	0	0	1
Fairfax County	14	15	8	18	12	9	12	12	18	17	18	17
Fauquier County	3	3	1	4	4	5	4	1	7	2	1	2
Floyd County	1	1	0	1	1	2	0	1	0	1	2	1
Fluvanna County	0	0	1	4	2	2	0	0	1	1	2	1
Franklin County	2	4	7	1	3	3	3	2	1	6	1	3
Frederick County	7	8	4	4	2	3	1	4	8	5	6	3
Giles County	0	0	0	1	2	0	0	2	0	1	0	1
Gloucester County	6	2	5	1	0	3	0	4	1	1	1	1
Goochland County	3	0	2	1	2	6	0	2	1	2	1	0
Grayson County	2	0	1	0	0	1	3	0	2	1	1	0
Greene County	1	0	0	1	1	1	0	1	1	1	0	1
Greensville County	1	0	3	0	2	0	1	1	1	2	3	2
Halifax County	0	3	3	1	1	3	3	1	4	5	1	1
Hanover County	4	3	1	3	3	2	3	2	5	6	6	3
Henrico County	6	8	5	8	9	5	11	7	8	10	4	11
Henry County	4	6	4	5	3	5	4	4	4	0	5	1
Highland County	1	0	0	0	1	0	0	0	0	1	0	0
Isle of Wight County	3	2	0	2	4	2	2	3	0	4	0	1
James City County	1	4	0	4	2	5	1	7	0	0	2	1
King and Queen County	0	1	0	1	0	1	0	1	0	1	0	1
King George County	1	0	0	0	4	1	3	2	0	0	1	2
King William County	0	0	1	1	0	0	1	1	1	1	2	1
Lancaster County	0	2	0	1	0	0	2	1	1	1	1	3
Lee County	2	1	0	2	0	1	2	0	0	1	1	0
Loudoun County	7	4	5	4	6	2	4	7	7	5	7	2
Louisa County	2	1	4	5	2	2	8	4	5	2	3	1

APPENDIX F: Virginia TREDS Data Alcohol-Related Traffic Crashes, Fatalities, and Injuries**Count of Alcohol-Related Fatalities by Locality, 2010-2021**

Locality and Count of Alcohol-Related Crash Fatalities	2010 Fatality Count	2011 Fatality Count	2012 Fatality Count	2013 Fatality Count	2014 Fatality Count	2015 Fatality Count	2016 Fatality Count	2017 Fatality Count	2018 Fatality Count	2019 Fatality Count	2020 Fatality Count	2021 Fatality Count
STATEWIDE	275	245	229	253	252	242	262	248	278	264	272	247
Lunenburg County	0	0	1	0	2	1	0	2	1	2	0	1
Madison County	1	0	1	0	0	3	0	0	1	0	0	0
Mathews County	0	0	1	1	0	0	0	0	0	0	0	1
Mecklenburg County	3	1	4	2	1	0	5	1	1	2	1	0
Middlesex County	0	0	1	0	0	1	1	0	1	1	2	1
Montgomery County	4	3	2	3	2	1	2	4	2	3	2	0
Nelson County	1	3	1	2	1	3	0	1	4	1	2	0
New Kent County	4	1	1	3	2	1	1	0	2	0	1	2
Northampton County	0	0	0	0	2	1	0	1	4	0	2	1
Northumberland County	1	0	1	1	0	0	1	0	0	1	1	2
Nottoway County	3	2	1	0	3	0	2	0	1	1	3	2
Orange County	0	0	0	4	2	3	4	3	1	4	4	2
Page County	0	2	0	0	1	1	1	1	2	0	1	1
Patrick County	0	0	0	1	0	1	0	1	0	2	2	1
Pittsylvania County	7	2	5	5	5	5	6	7	7	6	8	6
Powhatan County	1	0	1	5	2	0	0	1	4	2	0	3
Prince Edward County	4	2	0	1	3	2	3	0	2	2	0	2
Prince George County	2	1	0	2	2	3	1	0	2	7	2	3
Prince William County	11	2	10	4	5	2	9	6	14	6	3	10
Pulaski County	4	2	2	1	4	0	0	3	0	2	3	1
Rappahannock County	2	2	0	0	0	0	0	1	0	0	1	0
Richmond County	0	1	1	0	0	1	1	0	0	1	0	2
Roanoke County	2	4	2	3	1	4	2	2	1	2	1	0
Rockbridge County	1	1	4	1	2	2	2	1	2	1	0	2
Rockingham County	9	1	3	10	9	1	5	4	4	2	9	4
Russell County	0	4	1	1	0	3	1	3	0	2	0	0
Scott County	1	0	2	0	1	0	1	0	0	1	1	0
Shenandoah County	1	2	0	4	0	1	0	1	2	1	3	3
Smyth County	0	1	4	1	1	2	0	1	2	1	1	1
Southampton County	4	1	3	2	4	1	0	0	4	1	1	2
Spotsylvania County	5	3	6	2	10	7	8	8	3	7	1	8
Stafford County	4	0	4	4	1	5	3	3	3	2	1	3
Surry County	0	0	0	0	0	1	1	0	0	0	0	0
Sussex County	3	0	0	0	2	1	2	5	0	3	0	1
Tazewell County	3	2	0	2	1	1	1	0	6	1	2	2
Warren County	1	0	2	4	4	1	1	4	0	1	0	2
Washington County	7	0	1	2	2	1	0	1	4	0	6	1
Westmoreland County	0	2	2	0	0	2	0	1	1	0	3	1
Wise County	3	4	0	1	1	0	1	0	2	0	1	0
Wythe County	1	1	0	0	2	4	1	2	0	0	0	1
York County	4	3	1	3	3	2	4	1	3	2	2	3

Source: Virginia DMV, TREDS

APPENDIX F: Virginia TRENDS Data – Alcohol-Related Traffic Crashes, Fatalities, and Injuries
Rate of Alcohol-Related Fatalities per 100,000 Population by Locality, 2010-2021

Locality and Rate of Alcohol-Related Crash Fatalities per 100,000	2010 Fatality Rate	2010 Fatality Rate2	2011 Fatality Rate	2012 Fatality Rate	2013 Fatality Rate	2014 Fatality Rate	2015 Fatality Rate	2016 Fatality Rate	2017 Fatality Rate	2018 Fatality Rate	2019 Fatality Rate	2020 Fatality Rate	2021 Fatality Rate
STATEWIDE	3.4	3.4	3.0	2.8	3.1	3.0	2.9	3.1	2.9	3.3	3.1	3.2	2.9
Alexandria City	0.7	0.7	0.0	1.4	0.0	0.0	1.3	0.6	0.6	1.9	1.3	1.3	0.6
Bristol City	0.0	0.0	5.6	0.0	5.6	0.0	0.0	0.0	0.0	5.9	5.9	0.0	0.0
Buena Vista City	0.0	0.0	0.0	0.0	0.0	0.0	0.0	0.0	0.0	0.0	0.0	0.0	0.0
Charlottesville City	2.3	2.3	0.0	0.0	0.0	0.0	0.0	4.1	0.0	0.0	2.0	4.0	2.0
Chesapeake City	1.4	1.4	5.3	3.1	0.9	1.3	2.9	2.5	2.1	3.3	3.7	1.6	3.6
Colonial Heights City	5.7	5.7	0.0	0.0	0.0	0.0	0.0	17.3	5.8	0.0	5.8	0.0	0.0
Covington City	0.0	0.0	0.0	0.0	0.0	0.0	0.0	0.0	0.0	0.0	0.0	17.4	0.0
Danville City	0.0	0.0	0.0	2.3	4.7	0.0	2.4	4.8	0.0	4.9	2.5	2.5	0.0
Emporia City	0.0	0.0	0.0	0.0	16.2	0.0	0.0	0.0	0.0	0.0	17.9	0.0	0.0
Fairfax City	0.0	0.0	0.0	4.3	0.0	0.0	0.0	4.3	0.0	0.0	0.0	0.0	0.0
Falls Church City	8.1	8.1	0.0	0.0	0.0	7.4	0.0	0.0	0.0	0.0	0.0	0.0	0.0
Franklin City	0.0	0.0	0.0	11.3	0.0	0.0	0.0	11.6	0.0	0.0	0.0	0.0	0.0
Fredericksburg City	0.0	0.0	0.0	3.8	0.0	0.0	0.0	3.7	0.0	3.5	0.0	0.0	7.2
Galax City	0.0	0.0	0.0	13.9	0.0	0.0	0.0	0.0	0.0	0.0	15.3	0.0	0.0
Hampton City	2.9	2.9	6.6	2.2	2.2	2.9	2.2	2.9	0.7	2.2	2.9	5.9	0.0
Harrisonburg City	2.0	2.0	0.0	0.0	0.0	0.0	1.9	3.7	0.0	1.8	0.0	3.7	3.6
Hopewell City	0.0	0.0	0.0	0.0	4.4	0.0	0.0	0.0	0.0	0.0	0.0	0.0	4.4
Lexington City	14.2	14.2	0.0	0.0	0.0	0.0	0.0	0.0	0.0	0.0	0.0	0.0	0.0
Lynchburg City	4.0	4.0	1.3	3.9	0.0	0.0	2.5	0.0	1.2	4.9	0.0	2.5	3.7
Manassas City	0.0	0.0	0.0	0.0	0.0	0.0	0.0	0.0	2.4	4.8	0.0	2.4	0.0
Manassas Park City	0.0	0.0	6.9	0.0	0.0	0.0	0.0	0.0	0.0	0.0	0.0	0.0	0.0
Martinsville City	0.0	0.0	7.2	7.2	7.3	0.0	0.0	0.0	0.0	0.0	0.0	7.8	0.0
Newport News City	2.2	2.2	3.3	0.5	1.6	1.6	4.9	4.4	3.3	6.1	5.0	6.6	3.2
Norfolk City	2.5	2.5	4.5	3.3	5.3	4.5	2.8	2.0	3.2	1.6	2.4	3.3	5.5
Norton City	0.0	0.0	0.0	0.0	0.0	0.0	0.0	0.0	0.0	0.0	0.0	0.0	0.0
Petersburg City	9.3	9.3	0.0	0.0	3.1	3.1	0.0	6.2	0.0	3.2	3.2	9.5	3.0
Poquoson City	0.0	0.0	0.0	0.0	0.0	0.0	16.2	0.0	0.0	0.0	8.1	8.0	0.0
Portsmouth City	1.0	1.0	2.1	2.1	1.0	3.1	1.0	3.1	5.2	4.2	2.1	1.1	1.0
Radford City	6.1	6.1	0.0	0.0	0.0	0.0	0.0	0.0	0.0	0.0	11.1	0.0	0.0
Richmond City	3.4	3.4	4.4	2.4	2.4	2.3	3.2	3.2	3.1	4.0	1.8	3.9	1.8
Roanoke City	2.1	2.1	2.1	0.0	2.0	6.0	4.0	6.0	6.0	1.0	4.0	6.0	2.0
Salem City	8.1	8.1	0.0	0.0	0.0	3.9	0.0	0.0	0.0	0.0	3.9	0.0	0.0
Staunton City	0.0	0.0	0.0	0.0	0.0	0.0	0.0	0.0	0.0	0.0	0.0	4.0	0.0
Suffolk City	1.2	1.2	8.2	4.6	6.8	3.3	2.2	1.1	4.3	1.1	6.4	2.1	2.1
Virginia Beach City	1.8	1.8	1.8	1.6	1.8	2.7	1.8	0.9	2.9	2.4	1.5	2.9	4.1
Waynesboro City	9.5	9.5	0.0	4.7	4.8	0.0	0.0	0.0	0.0	0.0	0.0	0.0	8.9
Williamsburg City	0.0	0.0	0.0	0.0	0.0	0.0	0.0	0.0	0.0	0.0	6.5	0.0	0.0
Winchester City	0.0	0.0	0.0	0.0	0.0	0.0	0.0	0.0	0.0	0.0	0.0	0.0	0.0

APPENDIX F: Virginia TRENDS Data – Alcohol-Related Traffic Crashes, Fatalities, and Injuries
Rate of Alcohol-Related Fatalities per 100,000 Population by Locality, 2010-2021

Locality and Rate of Alcohol-Related Crash Fatalities per 100,000	2010 Fatality Rate	2010 Fatality Rate2	2011 Fatality Rate	2012 Fatality Rate	2013 Fatality Rate	2014 Fatality Rate	2015 Fatality Rate	2016 Fatality Rate	2017 Fatality Rate	2018 Fatality Rate	2019 Fatality Rate	2020 Fatality Rate	2021 Fatality Rate
STATEWIDE	3.4	3.4	3.0	2.8	3.1	3.0	2.9	3.1	2.9	3.3	3.1	3.2	2.9
Accomack County	18.1	18.1	18.0	6.0	0.0	11.8	3.0	9.0	0.0	6.1	0.0	0.0	0.0
Albemarle County	4.0	4.0	6.9	3.0	4.9	4.8	4.8	1.9	3.7	0.9	5.5	2.7	1.7
Alleghany County	0.0	0.0	12.4	0.0	6.3	12.6	6.4	6.4	13.0	0.0	0.0	6.7	19.8
Amelia County	0.0	0.0	0.0	15.7	7.8	0.0	15.5	15.6	23.2	7.7	7.7	15.2	0.0
Amherst County	0.0	0.0	0.0	0.0	6.2	0.0	3.1	6.2	6.3	3.1	6.3	6.3	9.5
Appomattox County	0.0	0.0	13.3	0.0	6.5	12.8	0.0	6.5	0.0	6.4	6.3	0.0	6.2
Arlington County	0.5	0.5	0.9	0.5	0.4	0.9	0.9	0.0	0.8	0.4	0.8	0.4	0.0
Augusta County	5.4	5.4	2.7	5.4	6.7	4.0	8.0	10.7	4.0	6.6	5.3	5.2	3.9
Bath County	0.0	0.0	20.8	0.0	0.0	0.0	0.0	21.5	0.0	0.0	0.0	23.0	0.0
Bedford County	6.7	6.7	9.3	9.2	2.6	3.9	5.2	7.7	6.4	5.1	3.8	3.8	3.8
Bland County	0.0	0.0	0.0	0.0	14.8	0.0	0.0	0.0	0.0	0.0	0.0	0.0	0.0
Botetourt County	0.0	0.0	6.0	3.0	12.0	6.0	9.0	0.0	0.0	3.0	9.0	0.0	3.0
Brunswick County	11.5	11.5	0.0	34.5	5.8	17.4	11.8	0.0	12.1	12.1	0.0	12.3	6.3
Buchanan County	4.1	4.1	0.0	8.3	16.8	0.0	4.4	4.4	4.5	0.0	4.7	9.4	0.0
Buckingham County	5.8	5.8	0.0	5.8	5.8	29.2	11.8	29.6	5.9	11.8	11.7	17.5	23.9
Campbell County	5.5	5.5	3.7	9.1	1.8	3.6	3.6	12.6	9.0	0.0	9.0	3.6	0.0
Caroline County	10.5	10.5	3.5	10.3	13.6	0.0	10.1	3.4	10.0	3.3	9.9	6.6	6.3
Carroll County	6.7	6.7	0.0	6.7	0.0	10.1	13.7	3.4	6.8	3.4	3.4	3.4	10.4
Charles City County	13.8	13.8	27.4	13.9	0.0	13.8	13.6	0.0	0.0	14.3	28.5	14.2	0.0
Charlotte County	23.8	23.8	0.0	8.0	0.0	0.0	8.0	24.4	0.0	8.3	8.4	25.1	0.0
Chesterfield County	4.1	4.1	4.1	2.5	3.4	2.7	2.1	4.2	2.9	3.8	1.7	3.1	2.2
Clarke County	14.3	14.3	7.0	7.0	0.0	7.0	7.0	0.0	0.0	6.9	13.9	6.9	6.7
Craig County	0.0	0.0	0.0	19.0	56.6	0.0	38.5	0.0	0.0	19.6	0.0	0.0	0.0
Culpeper County	0.0	0.0	0.0	4.2	8.3	2.1	2.0	4.0	0.0	5.9	5.8	7.6	5.7
Cumberland County	0.0	0.0	0.0	9.9	0.0	0.0	0.0	0.0	20.3	0.0	10.1	10.1	0.0
Dickenson County	6.3	6.3	12.7	6.4	0.0	12.7	0.0	0.0	6.8	6.9	0.0	20.9	0.0
Dinwiddie County	7.1	7.1	3.6	7.1	6.9	3.5	3.5	14.1	0.0	17.5	10.5	0.0	14.3
Essex County	0.0	0.0	8.9	0.0	0.0	9.0	9.2	9.3	18.5	0.0	0.0	0.0	9.4
Fairfax County	1.3	1.3	1.4	0.7	1.6	1.1	0.8	1.1	1.0	1.6	1.5	1.6	1.5
Fauquier County	4.6	4.6	4.6	1.5	6.0	5.9	7.4	5.9	1.4	10.0	2.8	1.4	2.7
Floyd County	6.5	6.5	6.5	0.0	6.4	6.4	13.0	0.0	6.4	0.0	6.4	12.8	6.5
Fluvanna County	0.0	0.0	0.0	3.8	15.4	7.7	7.6	0.0	0.0	3.7	3.7	7.4	3.6
Franklin County	3.6	3.6	7.1	12.4	1.8	5.3	5.3	5.3	3.5	1.8	10.8	1.8	5.5
Frederick County	8.9	8.9	10.1	5.0	4.9	2.4	3.6	1.2	4.7	9.1	5.6	6.7	3.2
Giles County	0.0	0.0	0.0	0.0	5.7	11.5	0.0	0.0	11.7	0.0	6.0	0.0	6.0
Gloucester County	16.3	16.3	5.4	13.5	2.7	0.0	8.1	0.0	10.8	2.7	2.7	2.7	2.6
Goochland County	13.8	13.8	0.0	9.4	4.7	9.2	26.9	0.0	8.8	4.3	8.5	4.2	0.0
Grayson County	12.9	12.9	0.0	6.5	0.0	0.0	6.2	18.8	0.0	13.0	6.5	6.5	0.0

APPENDIX F: Virginia TRENDS Data – Alcohol-Related Traffic Crashes, Fatalities, and Injuries
Rate of Alcohol-Related Fatalities per 100,000 Population by Locality, 2010-2021

Locality and Rate of Alcohol-Related Crash Fatalities per 100,000	2010 Fatality Rate	2010 Fatality Rate2	2011 Fatality Rate	2012 Fatality Rate	2013 Fatality Rate	2014 Fatality Rate	2015 Fatality Rate	2016 Fatality Rate	2017 Fatality Rate	2018 Fatality Rate	2019 Fatality Rate	2020 Fatality Rate	2021 Fatality Rate
STATEWIDE	3.4	3.4	3.0	2.8	3.1	3.0	2.9	3.1	2.9	3.3	3.1	3.2	2.9
Greene County	5.4	5.4	0.0	0.0	5.2	5.1	5.0	0.0	5.0	5.0	5.0	0.0	4.8
Greensville County	8.2	8.2	0.0	24.7	0.0	17.2	0.0	8.6	8.6	8.7	17.5	26.3	18.1
Halifax County	0.0	0.0	8.3	8.3	2.8	2.8	8.4	8.4	2.8	11.5	14.6	2.9	3.0
Hanover County	4.0	4.0	3.0	1.0	2.9	2.9	1.9	2.9	1.9	4.7	5.6	5.5	2.7
Henrico County	2.0	2.0	2.6	1.6	2.5	2.8	1.6	3.4	2.2	2.4	3.0	1.2	3.3
Henry County	7.4	7.4	11.1	7.4	9.3	5.6	9.5	7.6	7.7	7.8	0.0	9.7	2.0
Highland County	43.1	43.1	0.0	0.0	0.0	43.5	0.0	0.0	0.0	0.0	44.5	0.0	0.0
Isle of Wight County	8.5	8.5	5.6	0.0	5.5	11.1	5.5	5.4	8.0	0.0	10.6	0.0	2.6
James City County	1.5	1.5	5.8	0.0	5.7	2.8	6.8	1.4	9.4	0.0	0.0	2.6	1.3
King and Queen County	0.0	0.0	14.2	0.0	13.5	0.0	13.9	0.0	14.4	0.0	14.5	0.0	15.1
King George County	4.2	4.2	0.0	0.0	0.0	16.2	4.1	12.1	7.9	0.0	0.0	3.8	7.4
King William County	0.0	0.0	0.0	6.2	6.2	0.0	0.0	6.1	6.0	5.9	5.8	11.6	5.5
Lancaster County	0.0	0.0	17.4	0.0	8.8	0.0	0.0	17.8	9.0	9.1	9.2	9.3	27.4
Lee County	7.8	7.8	3.9	0.0	7.8	0.0	4.0	8.1	0.0	0.0	4.2	4.2	0.0
Loudoun County	2.2	2.2	1.2	1.5	1.1	1.7	0.5	1.0	1.8	1.7	1.2	1.7	0.5
Louisa County	6.0	6.0	3.0	11.9	14.6	5.8	5.8	23.3	11.4	13.9	5.5	8.1	2.6
Lunenburg County	0.0	0.0	0.0	7.7	0.0	15.8	8.0	0.0	16.1	8.2	16.3	0.0	8.4
Madison County	7.5	7.5	0.0	7.4	0.0	0.0	22.9	0.0	0.0	7.5	0.0	0.0	0.0
Mathews County	0.0	0.0	0.0	11.3	11.3	0.0	0.0	0.0	0.0	0.0	0.0	0.0	11.8
Mecklenburg County	9.2	9.2	3.0	12.4	6.3	3.1	0.0	16.0	3.2	3.2	6.5	3.2	0.0
Middlesex County	0.0	0.0	0.0	9.1	0.0	0.0	9.0	9.1	0.0	9.2	9.3	18.6	9.4
Montgomery County	4.2	4.2	3.2	2.1	3.1	2.1	1.0	2.0	4.0	2.0	3.0	2.0	0.0
Nelson County	6.7	6.7	19.9	6.6	13.3	6.6	20.0	0.0	6.7	27.0	6.8	13.4	0.0
New Kent County	21.7	21.7	5.3	5.2	15.2	9.9	4.9	4.8	0.0	8.9	0.0	4.3	8.5
Northampton County	0.0	0.0	0.0	0.0	0.0	16.4	8.2	0.0	8.3	33.7	0.0	16.8	8.2
Northumberland County	8.1	8.1	0.0	8.0	8.1	0.0	0.0	8.3	0.0	0.0	8.3	8.3	17.2
Nottoway County	18.9	18.9	12.6	6.3	0.0	18.6	0.0	12.4	0.0	6.4	6.5	19.3	12.8
Orange County	0.0	0.0	0.0	0.0	11.7	5.8	8.8	11.8	8.7	2.8	11.1	11.0	5.5
Page County	0.0	0.0	8.3	0.0	0.0	4.2	4.2	4.2	4.2	8.4	0.0	4.2	4.2
Patrick County	0.0	0.0	0.0	0.0	5.3	0.0	5.4	0.0	5.6	0.0	11.3	11.3	5.7
Pittsylvania County	11.0	11.0	3.2	7.9	7.9	7.9	7.9	9.6	11.3	11.4	9.8	13.1	10.0
Powhatan County	3.6	3.6	0.0	3.5	17.6	7.0	0.0	0.0	3.4	13.5	6.7	0.0	9.9
Prince Edward County	17.1	17.1	8.5	0.0	4.3	12.9	8.5	12.7	0.0	8.6	8.7	0.0	9.1
Prince George County	5.6	5.6	2.8	0.0	5.6	5.5	8.1	2.7	0.0	5.4	18.7	5.3	6.9
Prince William County	2.7	2.7	0.5	2.4	0.9	1.1	0.5	2.0	1.3	3.0	1.3	0.6	2.1
Pulaski County	11.5	11.5	5.8	5.8	2.9	11.5	0.0	0.0	8.7	0.0	5.9	8.8	3.0
Rappahannock County	27.1	27.1	27.0	0.0	0.0	0.0	0.0	0.0	13.7	0.0	0.0	13.7	0.0
Richmond County	0.0	0.0	10.8	10.7	0.0	0.0	11.0	11.1	0.0	0.0	10.9	0.0	22.4

APPENDIX F: Virginia TRENDS Data – Alcohol-Related Traffic Crashes, Fatalities, and Injuries
Rate of Alcohol-Related Fatalities per 100,000 Population by Locality, 2010-2021

Locality and Rate of Alcohol-Related Crash Fatalities per 100,000	2010 Fatality Rate	2010 Fatality Rate2	2011 Fatality Rate	2012 Fatality Rate	2013 Fatality Rate	2014 Fatality Rate	2015 Fatality Rate	2016 Fatality Rate	2017 Fatality Rate	2018 Fatality Rate	2019 Fatality Rate	2020 Fatality Rate	2021 Fatality Rate
STATEWIDE	3.4	3.4	3.0	2.8	3.1	3.0	2.9	3.1	2.9	3.3	3.1	3.2	2.9
Roanoke County	2.2	2.2	4.3	2.1	3.2	1.1	4.3	2.1	2.1	1.1	2.1	1.1	0.0
Rockbridge County	4.5	4.5	4.5	18.1	4.5	8.9	9.0	9.0	4.4	8.9	4.4	0.0	8.9
Rockingham County	11.8	11.8	1.3	3.9	12.8	11.4	1.3	6.3	5.0	4.9	2.4	10.9	4.8
Russell County	0.0	0.0	13.8	3.5	3.5	0.0	10.7	3.6	11.0	0.0	7.5	0.0	0.0
Scott County	4.3	4.3	0.0	8.5	0.0	4.3	0.0	4.4	0.0	0.0	4.6	4.5	0.0
Shenandoah County	2.4	2.4	4.7	0.0	9.3	0.0	2.4	0.0	2.4	4.7	2.3	6.9	6.8
Smyth County	0.0	0.0	3.1	12.5	3.1	3.1	6.4	0.0	3.3	6.6	3.3	3.3	3.4
Southampton County	21.5	21.5	5.3	16.1	10.6	21.3	5.4	0.0	0.0	22.4	5.6	5.6	11.2
Spotsylvania County	4.1	4.1	2.4	4.8	1.6	7.9	5.4	6.2	6.1	2.2	5.2	0.7	5.6
Stafford County	3.1	3.1	0.0	3.0	3.0	0.7	3.6	2.1	2.1	2.0	1.3	0.7	1.9
Surry County	0.0	0.0	0.0	0.0	0.0	0.0	14.7	14.8	0.0	0.0	0.0	0.0	0.0
Sussex County	24.8	24.8	0.0	0.0	0.0	16.5	8.4	17.0	42.9	0.0	26.2	0.0	9.6
Tazewell County	6.7	6.7	4.4	0.0	4.5	2.2	2.3	2.3	0.0	14.3	2.4	4.8	5.0
Warren County	2.7	2.7	0.0	5.3	10.4	10.3	2.6	2.6	10.2	0.0	2.5	0.0	4.9
Washington County	12.8	12.8	0.0	1.8	3.6	3.6	1.8	0.0	1.9	7.4	0.0	11.2	1.8
Westmoreland County	0.0	0.0	11.5	11.3	0.0	0.0	11.3	0.0	5.6	5.6	0.0	16.7	5.4
Wise County	7.2	7.2	9.8	0.0	2.5	2.5	0.0	2.5	0.0	5.2	0.0	2.6	0.0
Wythe County	3.4	3.4	3.4	0.0	0.0	6.8	13.9	3.5	7.0	0.0	0.0	0.0	3.6
York County	6.1	6.1	4.5	1.5	4.5	4.5	2.9	5.8	1.5	4.4	2.9	2.9	4.3

Source 1: Virginia DMV, TRENDS

Source 2: U.S. Census Bureau, Average Population 2010-2021

APPENDIX F: Virginia TRENDS Data – Alcohol-Related Traffic Crashes, Fatalities, and Injuries**Count of Alcohol-Related Injuries by Locality, 2010-2021**

Locality and Count of Alcohol-Related Crash Injuries	2010 Injury Count	2011 Injury Count	2012 Injury Count	2013 Injury Count	2014 Injury Count	2015 Injury Count	2016 Injury Count	2017 Injury Count	2018 Injury Count	2019 Injury Count	2020 Injury Count	2021 Injury Count
STATEWIDE	5,569	5,465	5,861	5,286	5,003	4,917	4,855	4,430	4,475	4,402	3,986	4,224
Alexandria City	48	50	66	71	60	52	53	53	48	44	35	34
Bristol City	16	14	15	9	7	6	0	14	8	15	8	6
Buena Vista City	0	1	2	0	0	0	0	0	0	0	0	2
Charlottesville City	39	25	38	33	27	26	28	22	16	21	34	20
Chesapeake City	161	127	157	131	140	137	95	99	132	137	102	96
Colonial Heights City	16	9	17	5	7	13	12	3	6	11	10	24
Covington City	7	2	5	9	1	3	0	7	1	2	0	2
Danville City	42	23	59	41	29	47	51	27	29	28	29	25
Emporia City	17	6	4	4	3	1	6	2	9	4	12	13
Fairfax City	6	15	14	17	26	25	12	17	7	6	8	8
Falls Church City	3	6	16	6	4	10	11	11	7	10	8	10
Franklin City	1	4	7	3	2	1	4	5	6	2	5	2
Fredericksburg City	25	37	53	46	54	45	41	65	64	56	52	49
Galax City	4	4	3	1	1	7	2	0	4	4	4	0
Hampton City	115	123	122	149	115	114	146	103	160	146	141	150
Harrisonburg City	32	29	16	19	18	14	27	14	26	29	7	24
Hopewell City	32	27	31	41	35	38	35	28	41	15	32	66
Lexington City	1	0	1	1	4	4	3	1	0	0	0	0
Lynchburg City	13	38	57	50	48	35	30	40	75	78	41	43
Manassas City	24	29	43	49	47	41	38	33	35	33	27	36
Manassas Park City	1	3	0	1	5	2	9	5	13	9	11	4
Martinsville City	16	7	12	13	8	22	5	3	7	2	5	3
Newport News City	116	122	123	136	145	121	166	143	164	175	121	175
Norfolk City	201	221	205	186	163	158	176	138	128	124	142	132
Norton City	1	1	3	2	0	5	0	1	0	0	0	2
Petersburg City	16	29	59	35	57	48	38	34	34	32	46	32
Poquoson City	7	10	7	6	3	3	4	4	4	7	11	9
Portsmouth City	17	60	52	42	47	47	49	58	56	94	57	92
Radford City	13	8	10	7	11	10	10	11	8	6	5	7
Richmond City	204	215	218	178	158	160	169	144	173	176	109	125
Roanoke City	92	60	74	36	59	55	30	36	47	61	55	45
Salem City	6	12	31	16	11	13	12	17	13	5	5	6
Staunton City	11	9	20	19	17	16	24	23	14	13	10	11
Suffolk City	75	87	91	80	69	69	68	71	63	62	66	51
Virginia Beach City	345	290	361	319	324	261	291	235	242	220	282	248
Waynesboro City	14	9	18	20	23	19	15	12	8	12	10	12
Williamsburg City	5	6	5	16	7	1	3	7	8	4	10	8
Winchester City	12	13	15	5	12	24	10	11	10	18	12	5
Accomack County	53	54	27	49	46	42	35	28	35	30	26	26
Albemarle County	90	92	71	87	61	54	55	58	71	83	80	105
Alleghany County	12	9	6	20	7	11	18	4	4	8	5	12
Amelia County	12	9	12	7	6	13	8	11	10	16	6	6
Amherst County	40	30	27	25	14	25	24	30	22	13	17	7
Appomattox County	17	21	18	26	20	5	23	10	4	10	9	4
Arlington County	78	71	117	117	78	84	91	94	79	89	53	71
Augusta County	75	60	49	66	42	52	47	44	51	47	62	40

APPENDIX F: Virginia TRENDS Data – Alcohol-Related Traffic Crashes, Fatalities, and Injuries**Count of Alcohol-Related Injuries by Locality, 2010-2021**

Locality and Count of Alcohol-Related Crash Injuries	2010 Injury Count	2011 Injury Count	2012 Injury Count	2013 Injury Count	2014 Injury Count	2015 Injury Count	2016 Injury Count	2017 Injury Count	2018 Injury Count	2019 Injury Count	2020 Injury Count	2021 Injury Count
STATEWIDE	5,569	5,465	5,861	5,286	5,003	4,917	4,855	4,430	4,475	4,402	3,986	4,224
Bath County	5	7	3	9	11	10	2	7	2	0	5	3
Bedford County	66	58	85	83	54	61	64	52	41	48	41	55
Bland County	6	7	5	8	7	7	6	0	3	5	1	0
Botetourt County	37	31	26	15	21	22	20	21	10	18	11	27
Brunswick County	27	13	31	12	17	17	15	18	13	7	18	12
Buchanan County	26	16	20	12	25	9	16	15	11	7	8	12
Buckingham County	17	12	11	3	12	20	13	7	16	22	7	18
Campbell County	62	48	37	59	43	47	49	33	23	23	15	13
Caroline County	23	20	17	18	19	31	20	21	21	17	14	30
Carroll County	34	39	37	17	35	33	31	17	19	5	11	12
Charles City County	3	6	5	8	4	8	4	5	3	6	13	7
Charlotte County	12	11	17	3	5	15	13	4	1	6	9	11
Chesterfield County	223	197	230	188	153	193	203	158	168	162	172	165
Clarke County	17	26	11	16	9	10	11	16	16	22	8	5
Craig County	7	5	9	7	5	6	0	3	3	1	2	1
Culpeper County	32	23	69	55	61	37	49	56	70	38	50	49
Cumberland County	6	6	13	8	6	8	11	6	8	3	2	2
Dickenson County	8	11	15	8	6	6	3	4	4	10	7	13
Dinwiddie County	18	22	18	13	14	22	14	22	22	20	13	27
Essex County	12	20	6	14	9	7	9	12	3	5	14	9
Fairfax County	610	573	594	524	476	442	459	331	290	329	270	329
Fauquier County	67	92	83	63	57	74	76	84	69	58	49	52
Floyd County	9	6	16	7	18	18	3	6	9	6	7	12
Fluvanna County	18	27	18	16	20	14	14	15	13	25	11	7
Franklin County	49	62	62	52	48	58	53	46	34	47	41	36
Frederick County	62	53	56	41	44	42	44	40	51	44	32	51
Giles County	8	7	14	4	10	12	1	13	9	13	4	3
Gloucester County	25	32	36	29	40	35	21	29	23	29	17	22
Goochland County	31	21	29	19	33	16	16	29	23	21	16	13
Grayson County	6	9	8	8	10	11	11	15	11	7	7	1
Greene County	14	11	16	8	10	14	9	6	20	5	7	10
Greensville County	5	10	26	3	14	15	6	14	17	10	9	5
Halifax County	46	37	51	28	33	43	25	25	15	14	34	20
Hanover County	63	62	63	71	84	62	59	59	53	38	47	41
Henrico County	178	176	192	177	184	205	172	148	173	162	125	142
Henry County	68	67	43	47	54	62	43	35	33	24	26	9
Highland County	2	2	0	1	1	1	0	1	1	1	1	2
Isle of Wight County	33	36	31	21	17	22	37	22	27	23	17	17
James City County	45	48	39	16	26	34	43	47	37	56	61	49
King and Queen County	6	8	11	5	2	3	15	7	3	13	0	4
King George County	11	12	9	10	5	19	18	19	16	16	11	12
King William County	7	6	10	11	6	13	7	12	9	8	7	13
Lancaster County	16	6	11	9	8	19	12	5	15	19	8	11
Lee County	26	20	16	12	6	3	15	11	4	10	10	5
Loudoun County	136	149	133	115	150	128	144	117	133	124	107	97
Louisa County	31	31	36	25	26	36	26	18	32	20	13	26

APPENDIX F: Virginia TRENDS Data – Alcohol-Related Traffic Crashes, Fatalities, and Injuries

Count of Alcohol-Related Injuries by Locality, 2010-2021

Locality and Count of Alcohol-Related Crash Injuries	2010 Injury Count	2011 Injury Count	2012 Injury Count	2013 Injury Count	2014 Injury Count	2015 Injury Count	2016 Injury Count	2017 Injury Count	2018 Injury Count	2019 Injury Count	2020 Injury Count	2021 Injury Count
STATEWIDE	5,569	5,465	5,861	5,286	5,003	4,917	4,855	4,430	4,475	4,402	3,986	4,224
Lunenburg County	8	8	10	11	1	11	14	9	10	6	6	12
Madison County	3	18	9	12	4	3	7	7	10	9	16	6
Mathews County	5	14	9	1	8	5	5	3	7	5	3	2
Mecklenburg County	39	28	22	25	19	13	17	37	18	14	27	24
Middlesex County	7	8	17	6	10	5	12	8	1	3	4	4
Montgomery County	51	47	62	60	73	79	79	75	75	72	57	50
Nelson County	29	17	13	15	24	11	7	17	13	17	14	12
New Kent County	23	23	18	28	11	12	21	19	43	18	9	15
Northampton County	18	7	18	25	15	11	18	10	22	6	8	12
Northumberland County	10	8	9	12	11	5	11	14	6	10	7	9
Nottoway County	16	11	11	16	13	15	9	15	11	7	7	8
Orange County	8	16	22	32	12	18	12	26	19	21	17	14
Page County	17	12	10	13	7	10	32	19	13	6	24	14
Patrick County	16	15	13	12	13	7	6	8	6	8	8	7
Pittsylvania County	65	59	50	40	27	40	43	28	32	35	27	28
Powhatan County	11	9	14	26	9	8	17	25	17	10	8	22
Prince Edward County	17	27	31	20	21	8	22	24	13	14	16	10
Prince George County	17	18	28	28	21	10	9	13	13	25	18	24
Prince William County	203	216	203	223	204	182	182	163	181	187	147	226
Pulaski County	32	26	28	20	26	14	21	15	3	11	20	9
Rappahannock County	6	8	5	4	7	4	2	6	5	6	12	4
Richmond County	8	7	11	10	9	7	10	4	7	9	10	8
Roanoke County	52	51	43	34	40	31	41	43	40	24	21	57
Rockbridge County	36	37	27	41	20	33	17	30	18	21	13	14
Rockingham County	59	41	77	74	50	62	48	39	40	28	43	41
Russell County	35	36	24	22	13	18	6	12	4	10	16	4
Scott County	15	18	15	18	10	10	9	3	5	9	10	7
Shenandoah County	20	30	29	26	37	22	16	22	20	22	11	14
Smyth County	34	22	31	21	21	22	18	15	6	14	15	8
Southampton County	9	23	5	19	30	21	11	13	12	12	14	20
Spotsylvania County	70	100	55	88	84	80	73	72	67	80	45	60
Stafford County	64	53	61	59	68	43	51	54	45	56	37	51
Surry County	2	9	10	14	4	13	8	0	4	4	2	2
Sussex County	10	9	9	17	5	7	5	14	11	10	13	5
Tazewell County	26	35	43	14	10	29	36	14	32	14	13	17
Warren County	21	18	44	16	29	24	24	27	22	17	37	23
Washington County	50	42	39	31	42	42	19	33	30	24	32	17
Westmoreland County	6	17	17	7	18	7	15	13	12	11	13	10
Wise County	28	26	21	18	8	14	6	17	7	13	9	8
Wythe County	32	38	14	21	20	20	10	26	14	10	16	9
York County	47	40	59	30	30	32	30	31	42	20	33	29

Source: Virginia DMV, TRENDS

APPENDIX F: Virginia TRENDS Data – Alcohol-Related Traffic Crashes, Fatalities, and Injuries**Rate of Alcohol-Related Injuries per 100,000 Population by Locality, 2010-2021**

Locality and Rate of Alcohol-Related Crash Injuries per 100,000	2010 Injury Rate	2011 Injury Rate	2012 Injury Rate	2013 Injury Rate	2014 Injury Rate	2015 Injury Rate	2016 Injury Rate	2017 Injury Rate	2018 Injury Rate	2019 Injury Rate	2020 Injury Rate	2021 Injury Rate
STATEWIDE	69.6	67.5	71.6	64.0	60.1	58.7	57.7	52.3	52.5	51.6	46.4	48.8
Alexandria City	34.3	34.9	44.8	47.0	38.7	32.6	33.2	33.0	29.8	27.6	22.0	21.4
Bristol City	89.7	78.7	84.7	50.8	39.6	34.0	0.0	81.6	47.4	88.1	46.6	34.8
Buena Vista City	0.0	14.5	29.8	0.0	0.0	0.0	0.0	0.0	0.0	0.0	0.0	30.2
Charlottesville City	89.8	56.2	84.3	70.8	56.5	53.9	57.1	44.8	32.5	42.7	68.8	39.2
Chesapeake City	72.5	56.2	68.8	56.2	59.4	57.5	39.5	40.8	54.1	55.7	41.2	38.4
Colonial Heights City	91.9	51.3	96.4	29.3	40.5	75.5	69.3	17.3	34.2	64.0	58.0	132.8
Covington City	117.4	32.8	77.9	143.8	16.0	48.4	0.0	119.7	17.5	35.1	0.0	34.9
Danville City	97.5	53.1	135.9	95.5	67.5	110.5	121.5	65.3	71.4	70.1	72.4	58.7
Emporia City	286.8	100.9	67.4	64.8	48.8	16.4	100.3	34.5	162.7	71.6	213.1	231.0
Fairfax City	26.6	65.6	59.6	71.0	105.1	107.8	51.6	71.4	28.5	25.1	33.4	33.2
Falls Church City	24.3	47.7	123.5	45.1	29.6	70.5	77.9	77.1	48.4	69.8	54.8	68.4
Franklin City	11.7	46.1	79.2	34.7	23.4	11.7	46.5	59.0	72.2	24.2	60.1	24.8
Fredericksburg City	102.9	145.2	203.7	164.6	191.4	166.9	151.7	235.1	225.5	196.3	180.1	177.6
Galax City	56.8	56.1	41.8	14.2	14.0	99.4	29.3	0.0	60.7	61.1	60.6	0.0
Hampton City	83.7	89.5	87.9	107.2	83.0	82.2	106.2	75.3	118.0	107.5	103.2	109.8
Harrisonburg City	65.4	57.9	31.5	36.4	34.2	26.0	49.8	25.6	47.6	53.7	13.0	43.5
Hopewell City	141.6	118.5	135.7	180.6	153.2	165.3	152.8	122.7	180.1	66.0	140.3	287.3
Lexington City	14.2	0.0	13.6	13.6	54.6	54.0	41.1	13.7	0.0	0.0	0.0	0.0
Lynchburg City	17.2	49.7	73.8	64.6	61.6	44.5	37.7	49.8	92.2	96.6	50.5	53.7
Manassas City	63.5	74.2	107.8	120.4	112.4	98.6	91.3	79.0	83.2	79.0	64.4	84.2
Manassas Park City	7.0	20.6	0.0	6.6	32.4	12.7	57.0	31.0	78.7	54.1	65.7	23.2
Martinsville City	115.8	50.4	86.3	94.8	58.2	163.3	36.9	22.4	53.4	15.6	38.8	22.3
Newport News City	64.1	67.4	67.1	74.2	79.1	66.0	90.6	78.5	90.5	96.7	66.6	94.6
Norfolk City	82.8	90.6	83.4	75.5	66.2	63.9	71.2	56.0	52.1	50.6	57.7	55.4
Norton City	25.3	24.4	71.5	49.3	0.0	126.7	0.0	25.8	0.0	0.0	0.0	55.0
Petersburg City	49.4	88.0	178.2	106.8	175.8	149.7	118.7	107.2	107.1	101.8	145.5	97.2
Poquoson City	57.6	81.7	57.0	49.7	24.6	24.3	32.6	32.5	32.5	56.5	88.2	71.9
Portsmouth City	17.8	62.3	53.4	43.4	48.6	48.5	50.9	60.8	59.0	99.4	59.9	94.0
Radford City	79.2	48.4	59.8	40.8	63.1	57.4	58.0	63.9	44.3	33.3	27.6	41.3
Richmond City	99.9	104.2	104.4	84.3	74.0	73.4	76.2	64.6	76.2	77.6	47.6	55.2
Roanoke City	94.8	61.7	75.0	36.4	59.4	55.2	30.1	36.0	47.0	61.4	55.1	45.1
Salem City	24.2	48.1	122.7	63.3	43.4	51.1	47.1	66.2	50.6	19.7	19.6	23.9
Staunton City	46.3	37.2	81.6	77.3	69.0	65.2	98.1	92.9	56.1	52.1	39.8	42.5
Suffolk City	88.7	101.5	105.2	91.1	77.0	76.3	74.1	76.7	68.0	66.1	69.5	53.1
Virginia Beach City	78.8	65.7	80.7	70.9	71.7	57.6	64.1	51.7	53.4	48.6	62.1	54.1
Waynesboro City	66.6	42.7	84.2	95.2	106.2	87.2	68.7	54.7	35.9	54.1	44.5	53.7
Williamsburg City	35.5	42.1	34.5	107.4	46.5	6.7	19.4	45.4	52.7	26.0	64.7	50.0
Winchester City	45.8	49.7	55.1	18.5	44.1	87.2	36.3	39.3	35.4	63.9	42.4	17.8
Accomack County	159.8	162.0	80.5	145.8	135.8	125.3	105.0	84.7	106.8	92.1	79.5	78.0
Albemarle County	90.9	91.3	69.9	84.7	58.8	51.4	52.0	53.9	65.4	75.6	72.4	91.8

APPENDIX F: Virginia TRENDS Data – Alcohol-Related Traffic Crashes, Fatalities, and Injuries**Rate of Alcohol-Related Injuries per 100,000 Population by Locality, 2010-2021**

Locality and Rate of Alcohol-Related Crash Injuries per 100,000	2010 Injury Rate	2011 Injury Rate	2012 Injury Rate	2013 Injury Rate	2014 Injury Rate	2015 Injury Rate	2016 Injury Rate	2017 Injury Rate	2018 Injury Rate	2019 Injury Rate	2020 Injury Rate	2021 Injury Rate
STATEWIDE	69.6	67.5	71.6	64.0	60.1	58.7	57.7	52.3	52.5	51.6	46.4	48.8
Alleghany County	73.8	55.6	37.6	125.3	44.0	70.9	115.7	26.0	26.4	53.5	33.5	79.2
Amelia County	94.6	70.1	94.3	54.9	46.8	100.7	62.2	85.0	77.0	122.6	45.7	45.1
Amherst County	123.6	92.3	83.0	77.0	43.0	78.1	74.7	93.8	69.0	40.9	53.4	22.2
Appomattox County	113.5	139.8	118.5	170.3	128.4	32.4	149.5	64.4	25.5	63.2	56.3	24.7
Arlington County	37.6	33.1	53.0	51.5	34.0	35.8	38.4	39.3	32.8	36.8	21.9	29.9
Augusta County	101.7	81.3	66.4	88.6	56.3	69.4	62.8	58.7	67.8	62.0	81.2	51.5
Bath County	105.7	145.9	62.9	189.2	230.6	211.6	43.0	153.6	45.2	0.0	115.2	70.2
Bedford County	88.1	76.8	112.1	108.8	69.9	78.6	82.6	66.8	52.3	61.1	51.9	68.9
Bland County	87.9	103.7	73.9	118.2	102.9	104.7	91.3	0.0	46.6	78.6	15.6	0.0
Botetourt County	111.6	92.8	78.1	44.9	62.6	65.7	60.3	63.0	30.0	53.7	32.7	80.3
Brunswick County	154.9	74.7	178.2	69.5	98.6	100.4	89.9	108.6	78.9	43.0	110.3	75.9
Buchanan County	107.9	66.7	83.4	50.3	105.2	39.2	71.2	68.2	51.0	32.9	37.4	60.1
Buckingham County	99.1	70.0	63.6	17.5	70.0	117.7	76.9	41.3	94.4	128.8	40.8	107.7
Campbell County	113.1	87.7	67.2	105.1	76.5	83.7	88.2	59.5	41.5	41.5	27.0	23.3
Caroline County	80.6	69.4	58.4	61.1	63.9	104.1	67.3	70.0	69.3	56.1	46.1	95.1
Carroll County	113.2	131.1	123.4	57.7	117.9	112.7	106.6	58.2	65.2	17.2	37.5	41.6
Charles City County	41.3	82.3	69.6	110.1	55.2	109.1	55.1	69.9	42.8	85.5	184.8	104.5
Charlotte County	95.3	87.5	135.4	24.0	39.6	120.4	105.6	32.7	8.3	50.3	75.4	95.4
Chesterfield County	70.5	61.6	71.3	57.5	46.4	57.9	60.8	46.5	48.5	46.2	48.4	44.6
Clarke County	121.1	183.0	77.1	113.1	62.8	70.4	77.2	111.8	111.1	153.2	55.1	33.6
Craig County	134.9	95.4	171.2	132.0	94.8	115.6	0.0	58.5	58.9	19.6	39.0	20.5
Culpeper County	68.5	48.8	144.6	114.1	125.6	75.7	99.2	111.4	136.5	73.1	95.2	92.3
Cumberland County	59.7	59.4	128.1	78.5	59.2	80.1	111.6	60.8	81.5	30.4	20.2	20.6
Dickenson County	50.3	69.8	95.3	51.1	38.1	39.1	20.0	27.2	27.6	69.9	48.8	93.5
Dinwiddie County	64.3	78.5	63.6	45.0	48.3	76.5	49.4	77.2	77.2	69.8	45.1	96.5
Essex County	107.6	177.2	53.6	126.4	81.2	64.1	83.4	111.0	27.8	46.4	129.0	84.6
Fairfax County	56.4	52.3	53.4	46.9	42.5	39.1	40.4	28.9	25.3	28.8	23.6	28.7
Fauquier County	102.8	139.9	125.5	94.6	84.4	109.0	111.5	121.6	98.4	82.2	69.0	71.0
Floyd County	58.9	38.7	102.9	44.5	115.1	116.7	19.6	38.6	57.5	38.6	44.7	78.2
Fluvanna County	70.1	103.9	69.1	61.5	77.0	53.5	53.6	56.7	48.7	92.5	40.4	25.4
Franklin County	87.3	110.1	109.5	91.9	84.5	102.9	94.3	81.5	60.6	84.3	73.2	66.4
Frederick County	79.2	67.0	69.9	50.5	53.6	50.8	52.4	46.6	58.1	49.5	35.6	54.8
Giles County	46.3	40.5	80.1	22.9	57.5	69.9	5.9	76.2	53.2	77.6	23.8	18.0
Gloucester County	67.8	86.5	97.4	77.9	107.5	94.4	56.8	78.0	61.8	78.2	45.7	56.8
Goochland County	142.7	96.5	137.0	88.8	152.1	71.8	71.7	127.7	99.2	89.5	67.1	51.7
Grayson County	38.6	58.2	52.0	51.9	61.1	68.4	69.1	95.7	71.8	45.3	45.2	6.6
Greene County	76.1	57.8	84.9	41.4	51.0	70.6	45.5	30.0	100.2	24.9	34.4	47.6
Greensville County	40.8	82.4	214.2	25.9	120.6	127.1	51.6	121.1	148.2	87.7	79.0	45.1
Halifax County	126.9	102.3	140.7	77.6	91.2	120.2	70.3	71.0	43.3	40.8	98.8	59.3
Hanover County	63.1	61.6	62.2	69.8	81.8	59.6	56.1	55.5	49.4	35.2	43.0	37.0

APPENDIX F: Virginia TRENDS Data – Alcohol-Related Traffic Crashes, Fatalities, and Injuries**Rate of Alcohol-Related Injuries per 100,000 Population by Locality, 2010-2021**

Locality and Rate of Alcohol-Related Crash Injuries per 100,000	2010 Injury Rate	2011 Injury Rate	2012 Injury Rate	2013 Injury Rate	2014 Injury Rate	2015 Injury Rate	2016 Injury Rate	2017 Injury Rate	2018 Injury Rate	2019 Injury Rate	2020 Injury Rate	2021 Injury Rate
STATEWIDE	69.6	67.5	71.6	64.0	60.1	58.7	57.7	52.3	52.5	51.6	46.4	48.8
Henrico County	58.0	56.6	61.0	55.8	57.9	63.9	53.5	45.6	52.9	49.2	37.7	42.2
Henry County	125.6	124.4	79.8	87.8	101.4	117.4	82.1	67.3	64.2	47.0	50.5	18.0
Highland County	86.2	87.2	0.0	43.3	43.5	43.9	0.0	43.8	44.2	44.5	44.6	89.8
Isle of Wight County	93.6	101.5	85.7	57.6	47.0	60.4	99.8	58.9	72.0	61.1	44.8	43.7
James City County	67.2	69.7	56.1	22.8	36.5	46.4	58.4	62.9	48.8	73.8	79.8	62.4
King and Queen County	86.4	113.5	148.1	67.5	28.3	41.7	209.6	100.9	43.2	188.4	0.0	60.6
King George County	46.6	51.4	37.6	40.9	20.2	77.2	72.8	74.9	61.9	61.5	41.8	44.4
King William County	43.9	37.1	62.4	68.1	36.7	80.0	42.9	72.2	53.2	46.7	40.5	72.1
Lancaster County	140.5	52.3	96.8	79.2	70.7	168.2	106.8	44.8	136.6	175.5	74.0	100.5
Lee County	101.6	77.9	62.2	46.8	23.3	11.9	60.8	45.2	16.7	42.0	42.0	22.6
Loudoun County	43.5	45.9	39.9	33.0	41.5	34.2	37.4	29.5	32.7	30.0	25.6	22.8
Louisa County	93.5	92.7	106.8	73.1	75.8	105.1	75.8	51.4	88.8	54.6	35.1	67.8
Lunenburg County	61.9	61.7	77.4	86.2	7.9	88.5	113.2	72.7	81.7	49.0	48.9	101.3
Madison County	22.5	134.1	66.8	90.0	30.0	22.9	53.4	53.1	75.3	67.9	119.9	43.3
Mathews County	55.7	156.7	101.3	11.3	90.1	57.2	57.8	34.7	80.4	57.8	34.5	23.5
Mecklenburg County	119.2	85.0	68.4	78.2	59.3	41.1	54.2	118.3	58.1	45.3	87.0	79.8
Middlesex County	63.9	72.3	154.4	54.1	90.4	45.1	108.6	72.7	9.2	28.0	37.2	37.8
Montgomery County	54.0	49.5	64.8	61.9	74.9	80.5	80.2	75.9	75.4	71.9	56.8	49.0
Nelson County	193.1	112.6	86.2	99.8	159.2	73.4	47.2	114.4	87.6	114.9	93.9	81.0
New Kent County	124.8	122.2	93.5	141.5	54.6	58.6	100.5	87.5	191.4	78.0	38.6	63.7
Northampton County	145.3	56.3	144.7	206.8	122.9	90.3	148.3	83.3	185.5	50.8	67.2	98.2
Northumberland County	81.1	64.3	72.2	96.9	88.8	40.9	91.0	116.2	49.7	83.5	57.9	77.4
Nottoway County	100.9	69.2	69.4	100.2	80.7	92.2	55.9	94.7	70.2	45.4	45.1	51.3
Orange County	23.9	47.5	64.7	93.7	34.8	52.9	35.5	75.3	53.4	58.5	46.9	38.5
Page County	70.7	49.7	41.3	54.0	29.1	42.2	135.7	80.3	54.5	25.1	100.1	59.2
Patrick County	86.5	80.5	69.6	64.0	69.5	37.9	33.3	44.6	33.7	45.1	45.2	39.9
Pittsylvania County	102.4	93.7	79.2	63.3	42.5	63.2	68.7	45.0	51.9	57.4	44.2	46.6
Powhatan County	39.2	31.8	49.3	91.4	31.4	28.1	59.2	85.7	57.6	33.5	26.4	72.3
Prince Edward County	72.7	114.8	132.6	85.9	90.3	33.9	93.2	103.3	55.9	61.0	69.3	45.4
Prince George County	47.6	50.2	78.0	77.8	57.6	26.9	24.6	35.1	34.9	66.9	47.8	55.5
Prince William County	50.5	52.1	48.2	51.7	46.6	41.0	40.6	35.7	39.1	40.2	31.4	46.8
Pulaski County	91.8	75.1	80.9	57.7	74.6	40.2	60.7	43.5	8.8	32.3	58.5	26.7
Rappahannock County	81.4	108.0	67.1	53.5	94.2	54.7	27.4	82.3	69.3	82.4	163.9	54.0
Richmond County	86.4	75.8	118.1	108.9	98.0	76.8	110.8	44.0	76.5	97.9	108.4	89.4
Roanoke County	56.3	55.0	46.1	36.7	42.7	33.1	43.7	45.9	42.7	25.6	22.3	59.0
Rockbridge County	161.4	167.0	122.2	183.5	89.3	148.9	76.4	132.8	79.9	93.3	57.7	62.0
Rockingham County	77.3	53.0	99.3	94.7	63.3	78.3	60.2	48.3	49.1	34.1	51.9	49.0
Russell County	121.1	124.1	83.1	77.7	45.4	64.3	21.7	43.9	14.8	37.3	59.4	15.6
Scott County	64.7	77.3	64.0	77.5	43.1	43.9	39.6	13.4	22.6	41.1	45.5	32.5
Shenandoah County	47.6	71.2	67.7	60.6	86.2	52.1	38.2	51.7	46.6	51.2	25.5	31.5

APPENDIX F: Virginia TRENDS Data – Alcohol-Related Traffic Crashes, Fatalities, and Injuries**Rate of Alcohol-Related Injuries per 100,000 Population by Locality, 2010-2021**

Locality and Rate of Alcohol-Related Crash Injuries per 100,000	2010 Injury Rate	2011 Injury Rate	2012 Injury Rate	2013 Injury Rate	2014 Injury Rate	2015 Injury Rate	2016 Injury Rate	2017 Injury Rate	2018 Injury Rate	2019 Injury Rate	2020 Injury Rate	2021 Injury Rate
STATEWIDE	69.6	67.5	71.6	64.0	60.1	58.7	57.7	52.3	52.5	51.6	46.4	48.8
Smyth County	105.6	68.5	96.5	65.7	65.6	70.0	58.0	48.9	19.7	46.6	49.9	27.1
Southampton County	48.5	122.9	26.8	100.7	159.7	113.2	60.3	71.7	67.2	67.2	78.0	111.9
Spotsylvania County	57.2	80.6	44.2	70.1	66.5	62.0	56.3	54.7	50.2	58.9	32.7	42.4
Stafford County	49.6	40.4	46.0	43.7	49.2	30.7	35.9	37.1	30.2	36.9	24.1	32.0
Surry County	28.3	129.2	144.4	200.7	57.4	190.6	118.6	0.0	60.8	61.0	30.3	30.4
Sussex County	82.7	74.7	74.1	139.8	41.4	58.9	42.6	120.1	95.9	87.3	113.2	48.0
Tazewell County	57.7	77.3	96.2	31.3	22.4	65.8	83.0	32.9	76.2	33.9	31.4	42.8
Warren County	55.9	47.8	115.6	41.7	74.7	61.8	61.3	68.8	55.5	42.6	92.0	56.0
Washington County	91.1	76.1	70.3	56.2	76.4	77.6	35.6	61.4	55.6	44.9	59.7	31.4
Westmoreland County	34.4	97.4	96.0	39.6	100.6	39.5	84.8	73.2	67.0	61.5	72.3	53.9
Wise County	67.5	63.4	51.5	44.7	19.9	35.0	15.2	43.4	18.2	34.4	23.8	22.3
Wythe County	109.5	129.3	47.4	71.5	68.1	69.6	35.1	90.5	48.9	35.1	56.0	32.1
York County	72.1	60.6	88.8	44.8	44.5	46.1	43.7	45.0	61.1	28.8	47.3	41.2

Source: Virginia DMV, TRENDS

Appendix G: General DUI Implied Consent Statutes

STATE	CODE SECTION(S)
ALABAMA	ALA. CODE § 32-5-192
ALASKA	ALASKA STAT. § 28.35.031
ARIZONA	ARIZ. REV. STAT. § 28-1321
ARKANSAS	ARK. CODE ANN. § 5-65-202
CALIFORNIA	CAL. VEH. CODE § 23612
COLORADO	COLO. REV. STAT. § 42-4-1301.1
CONNECTICUT	CONN. GEN. STAT. § 14-227b
DELAWARE	DEL. CODE ANN. tit. 21, § 2740
FLORIDA	FLA. STAT. § 316.1932
GEORGIA	GA. CODE ANN. § 40-5-55
HAWAII	HAW. REV. STAT. § 291E-11
IDAHO	IDAHO CODE § 18-8002
ILLINOIS	625 ILL. COMP. STAT. 5/11-501.1
INDIANA	IND. CODE § 9-30-6-1 IND. CODE § 9-30-6-2
IOWA	IOWA CODE § 321J.6
KANSAS	KAN. STAT. ANN. § 8-1001
KENTUCKY	KY. REV. STAT. ANN. § 189A.103
LOUISIANA	LA. STAT. ANN. § 32:661
MAINE	ME. STAT. tit 29-A, § 2521
MARYLAND	MD. CODE ANN., TRANSPORTATION § 16-205.1
MASSACHUSETTS	MASS. GEN. LAWS ch. 90, § 24
MICHIGAN	MICH. COMP. LAWS § 257.625c
MINNESOTA	MINN. STAT. § 169A.51
MISSISSIPPI	MISS. CODE ANN. § 63-11-5 MISS. CODE ANN. § 63-11-7
MISSOURI	MO. REV. STAT. § 577.020
MONTANA	MONT. CODE ANN. § 61-8-1016
NEBRASKA	NEB. REV. STAT. § 60-6,197
NEVADA	NEV. REV. STAT. ANN. § 484C.160
NEW HAMPSHIRE	N.H. REV. STAT. ANN. § 265-A:4
NEW JERSEY	N.J. STAT. ANN. § 39:4-50.2
NEW MEXICO	N.M. STAT. ANN. § 66-8-107
NEW YORK	N.Y. VEH. & TRAF. LAW § 1194
NORTH CAROLINA	N.C. GEN. STAT. § 20-16.2

2022 VSCC Annual Report: Driving Under the Influence (DUI) Laws and Enforcement

STATE	CODE SECTION(s)
NORTH DAKOTA	N.D. CENT. CODE § 39-20-01 N.D. CENT. CODE § 39-20-01.1
OHIO	OHIO REV. CODE ANN. § 4511.191
OKLAHOMA	OKLA. STAT. tit. 47, § 751
OREGON	OR. REV. STAT. § 813.100
PENNSYLVANIA	75 PA. CONS. STAT. § 1547
RHODE ISLAND	R.I. GEN. LAWS § 31-27-2.1
SOUTH CAROLINA	S.C. CODE ANN. § 56-5-2950
SOUTH DAKOTA	S.D. CODIFIED LAWS § 32-23-1.2
TENNESSEE	TENN. CODE ANN. § 55-10-406
TEXAS	TEX. TRANSP. CODE § 724.011 TEX. TRANSP. CODE § 724.014
UTAH	UTAH CODE ANN. § 41-6a-520 UTAH CODE ANN. § 41-6a-522
VERMONT	VT. STAT. ANN. tit. 23, § 1202
VIRGINIA	VA. CODE ANN. § 18.2-268.2
WASHINGTON	WASH. REV. CODE § 46.20.308
WEST VIRGINIA	W. VA. CODE § 17C-5-4 W. VA. CODE § 17C-5-7
WISCONSIN	WIS. STAT. § 343.305
WYOMING	WYO. STAT. ANN. § 31-6-102

Source: Legal Analysis by Crime Commission Staff

Appendix H: FBI UCR Program: Total Overall Arrests and DUI Arrests in the United States

Table 1: Total Overall Reported Arrests and DUI Arrests in the U.S., 2010-2021

Year	Total U.S. Arrests	Total U.S. DUI Arrests	% Total U.S. Arrests	Total Agencies	% Total Agencies Reporting
2010	10,540,075	1,113,877	11%	18,145	70%
2011	9,927,075	963,568	10%	18,241	69%
2012	9,892,996	1,025,830	10%	18,295	71%
2013	9,571,926	1,001,465	10%	18,381	68%
2014	8,999,719	892,438	10%	18,492	70%
2015	8,791,455	873,892	10%	18,433	73%
2016	8,896,308	847,645	10%	18,453	74%
2017	9,412,123	835,195	9%	18,444	74%
2018	8,571,086	798,701	9%	18,556	71%
2019	8,384,851	755,331	9%	18,663	68%
2020	5,991,651	575,746	10%	18,630	67%
2021	4,343,654	443,715	10%	18,806	63%

Source: FBI. *Crime in the United States 2010-2021* retrieved June 1, 2023 from the FBI's online *Crime Data Explorer* for reported arrest figures. Since this data is updated on a semi-regular basis, the data may vary from the FBI's annual *Crime in the United States*, 2010-2019 publications.

Appendix I: Virginia UCR Program: Total Overall Arrests and DUI Arrests in Virginia

Table 1: Total Overall Reported Arrests and DUI Arrests in Virginia, 2010-2020

Year	Total Virginia Arrests	Total Virginia DUI Arrests	% Total Virginia Arrests
2010	360,008	29,391	8%
2011	355,595	29,858	8%
2012	341,577	28,895	8%
2013	325,482	26,482	8%
2014	305,648	23,957	8%
2015	282,422	21,380	8%
2016	276,144	20,197	7%
2017	282,987	21,019	7%
2018	279,288	21,359	8%
2019	274,636	21,272	8%
2020	206,609	17,028	8%
2021	187,408	16,854	9%

Source: Virginia State Police, as published in *Crime in Virginia 2010-2021*. Note: these figures may vary slightly from figures obtained from the *Beyond 20/20* online data portal as those figures are updated on a semi-regular basis following the publication of annual reports.

APPENDIX J: Virginia UCR Program: Characteristics of Group B DUI Arrests and Arrestees

Characteristics of Group B Arrests and Arrestees	Arrest Year											
	2010	2011	2012	2013	2014	2015	2016	2017	2018	2019	2020	2021
Sex												
<i>Male</i>	77%	76%	76%	76%	75%	75%	75%	75%	75%	75%	76%	75%
<i>Female</i>	23%	24%	24%	24%	25%	25%	25%	25%	25%	25%	24%	25%
Age Group												
<i>0-14</i>	<1%	<1%	<1%	<1%	0%	<1%	<1%	<1%	0%	0%	0%	0%
<i>15-19</i>	4%	4%	4%	3%	3%	3%	3%	3%	2%	2%	3%	3%
<i>20-24</i>	21%	21%	20%	20%	18%	18%	18%	17%	16%	14%	15%	15%
<i>25-29</i>	18%	19%	18%	18%	18%	18%	18%	19%	18%	18%	17%	18%
<i>30-34</i>	13%	13%	14%	14%	15%	14%	14%	15%	15%	15%	15%	16%
<i>35-39</i>	10%	10%	10%	11%	11%	11%	11%	12%	12%	13%	12%	13%
<i>40-44</i>	10%	10%	9%	9%	9%	9%	8%	9%	9%	10%	10%	10%
<i>45-49</i>	9%	9%	9%	9%	8%	8%	8%	8%	8%	8%	8%	7%
<i>50-54</i>	7%	7%	7%	7%	8%	8%	8%	7%	7%	7%	7%	6%
<i>55-60</i>	4%	4%	4%	5%	5%	5%	6%	6%	6%	6%	6%	5%
<i>60-64</i>	2%	2%	2%	2%	3%	3%	3%	3%	4%	3%	4%	4%
<i>65+</i>	1%	1%	2%	2%	2%	2%	2%	2%	3%	3%	3%	3%
<i>Unknown</i>	<1%	<1%	<1%	<1%	<1%	<1%	<1%	<1%	<1%	<1%	<1%	<1%
Race/Ethnicity												
<i>American Indian or Alaska Native</i>	<1%	<1%	<1%	<1%	<1%	<1%	<1%	<1%	<1%	<1%	<1%	<1%
<i>Asian</i>	2%	2%	2%	2%	2%	2%	2%	2%	2%	2%	1%	1%
<i>Black or African American</i>	22%	22%	23%	24%	24%	24%	24%	26%	27%	27%	27%	28%
<i>Native Hawaiian or Other Pacific Islander</i>	-	-	-	-	-	-	-	-	-	-	<1%	<1%
<i>White</i>	76%	75%	75%	74%	73%	74%	74%	72%	70%	69%	70%	69%
<i>Unknown</i>	<1%	<1%	0%	<1%	1%	1%	1%	1%	2%	3%	1%	1%
Ethnicity												
<i>Hispanic</i>	13%	12%	11%	12%	12%	13%	14%	13%	14%	15%	17%	18%
<i>Non-Hispanic</i>	86%	87%	88%	87%	87%	86%	85%	85%	84%	81%	80%	78%
<i>Unknown</i>	1%	1%	1%	1%	1%	1%	1%	2%	2%	3%	4%	4%
Whether Resident of Arrest Locality												
<i>Resident of Locality</i>	61%	61%	60%	61%	62%	61%	62%	62%	61%	60%	60%	60%
<i>Resident of Other Locality or State</i>	39%	39%	40%	39%	38%	38%	38%	38%	39%	38%	38%	39%
<i>Unknown</i>	0%	0%	0%	0%	0%	0%	0%	0%	0%	2%	2%	1%
Type of Arrest												
<i>On-View</i>	57%	61%	60%	65%	69%	70%	67%	67%	68%	67%	67%	70%
<i>Taken into Custody</i>	37%	34%	35%	30%	25%	24%	26%	27%	27%	28%	27%	25%
<i>Summoned/Cited</i>	6%	5%	5%	5%	6%	6%	6%	6%	6%	5%	6%	5%

APPENDIX J: Virginia UCR Program: Characteristics of Group B DUI Arrests and Arrestees

Characteristics of Group B Arrests and Arrestees	Arrest Year											
	2010	2011	2012	2013	2014	2015	2016	2017	2018	2019	2020	2021
Month of Arrest												
January	8%	8%	8%	7%	8%	9%	7%	7%	7%	7%	10%	8%
February	7%	8%	8%	8%	8%	8%	8%	8%	8%	8%	10%	7%
March	10%	9%	9%	9%	9%	9%	9%	8%	9%	9%	8%	9%
April	9%	9%	8%	8%	8%	8%	9%	9%	8%	8%	5%	8%
May	10%	9%	9%	8%	9%	9%	10%	8%	9%	8%	8%	10%
June	8%	8%	8%	8%	8%	8%	8%	8%	8%	9%	7%	8%
July	9%	9%	8%	8%	8%	8%	8%	9%	8%	8%	9%	9%
August	9%	8%	9%	9%	9%	9%	8%	8%	8%	9%	9%	9%
September	8%	8%	9%	8%	8%	8%	8%	9%	8%	8%	9%	9%
October	9%	9%	8%	8%	8%	8%	8%	9%	8%	8%	9%	9%
November	8%	8%	8%	8%	8%	8%	8%	8%	8%	8%	9%	7%
December	7%	8%	8%	8%	8%	8%	8%	9%	9%	9%	7%	8%
Day of Arrest												
Monday	9%	9%	9%	9%	9%	10%	10%	10%	11%	10%	10%	10%
Tuesday	8%	8%	8%	8%	8%	8%	8%	8%	8%	9%	9%	9%
Wednesday	9%	8%	9%	9%	9%	9%	9%	9%	9%	9%	10%	10%
Thursday	11%	11%	11%	10%	10%	11%	11%	11%	11%	11%	11%	11%
Friday	15%	15%	15%	14%	14%	14%	15%	15%	15%	14%	15%	15%
Saturday	25%	26%	25%	26%	26%	25%	24%	24%	24%	24%	22%	23%
Sunday	22%	23%	24%	24%	24%	24%	23%	23%	23%	22%	22%	22%
Major Holidays¹												
New Year's	1%	1%	1%	1%	1%	2%	1%	1%	1%	1%	1%	1%
Memorial Day	2%	2%	2%	2%	2%	2%	2%	2%	2%	2%	2%	2%
Fourth of July	2%	2%	1%	2%	2%	2%	2%	2%	1%	2%	2%	2%
Labor Day	2%	2%	2%	2%	2%	2%	2%	2%	2%	2%	2%	2%
Thanksgiving	2%	2%	1%	2%	2%	2%	2%	2%	2%	2%	2%	2%
Christmas	1%	1%	2%	1%	2%	1%	1%	1%	2%	1%	1%	1%
TOTAL GROUP B ARRESTS	29,749	30,318	29,094	26,757	24,225	22,261	20,363	21,227	21,642	21,484	17,199	17,059
Statewide population used in publication: ²	8,001,024	8,096,604	8,185,867	8,260,405	8,326,289	8,382,993	8,411,808	8,470,020	8,517,685	8,535,519	8,586,967	8,655,608

Source: Virginia State Police, Data Analysis and Reporting Team (DART), Uniform Crime Reporting – Incident Based Reporting data. Table prepared by Crime Commission staff.

Percentages may not total 100 due to rounding.

¹ Staff adhered as closely as possible to NHTSA's methodology for holiday time period designation. See NHTSA. (June 2022). *Holiday time periods*. Retrieved from <https://cdan.nhtsa.gov/tsftables/Holiday%20Time%20Periods.pdf>.

² The Virginia State Police's *Crime in Virginia* publication relies on the population estimated provided by the Weldon Cooper Center For Public Service, University of Virginia.

APPENDIX K: Virginia UCR Program: Group B DUI Arrests by Locality

Locality and Law Enforcement Agencies	Average Number of Sworn Officers, 2010-2021	2010	2011	2012	2013	2014	2015	2016	2017	2018	2019	2020	2021
Statewide Totals	19,508	29,749	30,318	29,094	26,757	24,225	22,261	20,363	21,227	21,642	21,484	17,199	17,059
Accomack County		95	68	90	81	77	86	101	102	140	124	93	61
Accomack County Sheriff's Office	56	9	6	25	24	22	24	17	18	20	26	20	8
Bloxom Police Department	1	–	1	–	–	–	–	–	–	–	–	–	–
Chincoteague Police Department	10	28	19	22	21	15	19	18	15	40	24	16	9
Onancock Police Department	5	6	1	6	2	–	–	1	3	–	7	3	–
Onley Police Department	4	6	–	1	4	1	5	2	1	2	1	–	3
Parksley Police Department	2	2	4	–	–	–	1	–	1	3	6	–	–
State Police - Accomack CO	–	44	37	36	30	39	37	63	64	75	60	54	41
Albemarle County		269	229	271	208	231	232	190	172	164	182	124	67
Albemarle County Police Department	130	269	229	262	197	199	207	165	145	128	153	95	44
State Police - Albemarle CO	–	–	–	9	11	32	25	25	27	36	29	29	23
Alexandria City		375	418	341	375	353	299	298	276	224	223	148	200
Alexandria Police Department	311	369	409	335	360	337	284	281	266	209	203	127	189
State Police - Alexandria	–	6	9	6	15	16	15	17	10	15	20	21	11
Alleghany County		94	89	64	44	38	41	29	45	35	42	35	33
Alleghany County Sheriff's Office	43	50	35	29	31	16	17	17	19	16	20	8	14
Clifton Forge Police Department	10	14	17	11	6	8	6	1	6	4	10	12	5
State Police - Alleghany CO	–	30	37	24	7	14	18	11	20	15	12	15	14
Amelia County		55	38	30	27	22	35	38	31	35	30	11	18
Amelia County Sheriff's Office	17	34	29	20	22	13	16	24	18	21	23	10	11
State Police - Amelia CO	–	21	9	10	5	9	19	14	13	14	7	1	7
Amherst County		206	123	136	91	91	101	74	83	85	75	64	75
Amherst County Sheriff's Office	47	181	103	119	69	66	69	50	60	59	42	43	57
Amherst Police Department	5	–	–	–	–	–	9	6	7	7	15	7	10
State Police - Amherst CO	–	25	20	17	22	25	23	18	16	19	18	14	8
Appomattox County		39	52	44	42	58	39	54	45	19	17	17	17
Appomattox County Sheriff's Office	23	21	27	29	15	31	16	30	25	13	7	6	6
State Police - Appomattox CO	–	18	25	15	27	27	23	24	20	6	10	11	11
Arlington County		546	688	816	717	756	555	530	427	381	347	307	422
Arlington County Police Department	351	546	688	816	698	673	494	496	397	337	314	269	384
State Police - Arlington CO	–	–	–	–	19	83	61	34	30	44	33	38	38

APPENDIX K: Virginia UCR Program: Group B DUI Arrests by Locality

Locality and Law Enforcement Agencies	Average Number of Sworn Officers, 2010-2021	2010	2011	2012	2013	2014	2015	2016	2017	2018	2019	2020	2021
Augusta County		178	159	151	188	151	147	131	113	118	116	141	133
Augusta County Sheriff's Office	69	82	59	53	50	70	51	39	48	52	48	41	47
State Police - Augusta CO	–	96	100	98	138	81	96	92	65	66	68	100	86
Bath County		13	9	12	8	14	13	9	6	6	6	12	3
Bath County Sheriff's Office	14	–	–	3	4	3	3	2	1	–	–	4	2
State Police - Bath CO	–	13	9	9	4	11	10	7	5	6	6	8	1
Bedford County		199	180	173	201	191	150	145	144	141	63	75	69
Bedford County Sheriff's Office	82	65	51	73	101	81	62	68	79	76	14	8	14
Bedford Police Department	22	68	78	51	59	51	32	38	34	30	14	25	16
State Police - Bedford CO	–	66	51	49	41	59	56	39	31	35	35	42	39
Bland County		31	44	25	25	26	23	14	14	6	19	23	17
Bland County Sheriff's Office	11	10	14	3	–	8	1	–	4	–	13	16	7
State Police - Bland CO	–	21	30	22	25	18	22	14	10	6	6	7	10
Botetourt County		93	115	115	89	97	96	78	87	59	79	70	73
Botetourt County Sheriff's Office	94	67	69	43	46	54	61	51	42	36	37	36	45
State Police - Botetourt CO	–	26	46	72	43	43	35	27	45	23	42	34	28
Bristol City		37	75	46	12	16	24	59	33	83	79	58	71
Bristol Police Department	52	33	71	45	9	12	19	55	29	81	74	56	69
State Police - Bristol	–	4	4	1	3	4	5	4	4	2	5	2	2
Brunswick County		92	85	106	59	63	46	45	53	44	65	56	38
Brunswick CO Sheriff's Office	28	22	26	59	32	15	17	19	21	20	49	30	22
Lawrenceville Police Department	6	13	15	16	2	6	7	2	–	1	1	3	–
State Police - Brunswick CO	–	57	44	31	25	42	22	24	32	23	15	23	16
Buchanan County		112	105	78	86	86	73	53	64	46	73	50	60
Buchanan County Sheriff's Office	34	47	38	32	45	31	42	27	37	22	31	34	38
Grundy Police Department	6	–	–	–	–	1	3	2	9	7	8	1	5
State Police - Buchanan CO	–	65	67	46	41	54	28	24	18	17	34	15	17
Buckingham County		66	32	32	38	41	36	33	36	37	63	25	30
Buckingham County Sheriff's Office	19	28	24	17	12	12	9	9	8	19	28	16	23
State Police - Buckingham CO	–	38	8	15	26	29	27	24	28	18	35	9	7
Buena Vista City		40	56	27	36	23	10	22	16	18	11	5	9
Buena Vista Police Department	15	40	56	27	36	23	10	22	16	18	10	5	9
State Police - Buena Vista	–	–	–	–	–	–	–	–	–	–	1	–	–

APPENDIX K: Virginia UCR Program: Group B DUI Arrests by Locality

Locality and Law Enforcement Agencies	Average Number of Sworn Officers, 2010-2021	2010	2011	2012	2013	2014	2015	2016	2017	2018	2019	2020	2021
Campbell County		196	173	111	151	198	122	112	95	65	84	105	98
Altavista Police Department	12	18	11	7	4	3	9	4	3	2	5	5	7
Brookneal Police Department	1	4	1	–	–	2	3	1	–	–	–	–	1
Campbell County Sheriff's Office	61	98	82	55	69	99	46	45	51	19	38	63	51
State Police - Campbell CO	–	76	79	49	78	94	64	62	41	44	41	37	39
Caroline County		148	133	91	79	52	62	77	94	86	63	62	46
Bowling Green Police Department	1	–	–	–	–	–	–	–	–	–	3	1	1
Caroline County Sheriff's Office	49	89	88	59	46	28	26	37	51	43	43	33	26
State Police - Caroline CO	–	59	45	32	33	24	36	40	43	43	17	28	19
Carroll County		125	138	156	106	64	83	89	58	54	57	68	53
Carroll County Sheriff's Office	35	54	43	46	20	20	24	15	14	20	22	25	16
Hillsville Police Department	13	28	36	36	25	11	25	31	14	8	11	16	4
State Police - Carroll CO	–	43	59	74	61	33	34	43	30	26	24	27	33
Charles City County		13	23	18	11	12	10	5	9	13	6	18	8
Charles City County Sheriff's Office	11	12	22	17	6	9	4	2	8	8	3	10	3
State Police - Charles City CO	–	1	1	1	5	3	6	3	1	5	3	8	5
Charlotte County		45	38	51	61	80	51	35	27	45	31	36	20
Charlotte County Sheriff's Office	31	40	33	27	37	45	17	24	16	23	11	22	6
State Police - Charlotte CO	–	5	5	24	24	35	34	11	11	22	20	14	14
Charlottesville City		110	113	125	100	80	85	96	92	67	54	53	45
Charlottesville Police Department	114	109	112	125	100	80	84	96	92	66	52	52	44
State Police - Charlottesville	–	1	1	–	–	–	1	–	–	1	2	1	1
Chesapeake City		760	985	1,098	918	569	375	30	76	356	444	428	478
Chesapeake Police Department	376	744	972	1,071	911	532	354	1	41	311	389	363	412
State Police - Chesapeake	–	16	13	27	7	37	21	29	35	45	55	65	66
Chesterfield County		1,114	1,110	1,086	1,066	813	1,314	1,150	1,023	936	1,024	1,178	1,320
Chesterfield County Police Department	500	861	888	951	965	763	1,213	1,015	905	811	901	1,107	1,243
State Police - Chesterfield CO	–	253	222	135	101	50	101	135	118	125	123	71	77
Clarke County		65	91	43	60	48	43	55	52	31	42	42	31
Berryville Police Department	9	9	12	9	9	10	5	6	14	–	2	4	4
Clarke County Sheriff's Office	17	56	79	33	49	35	24	33	23	25	31	29	20
State Police - Clarke CO	–	–	–	1	2	3	14	16	15	6	9	9	7

APPENDIX K: Virginia UCR Program: Group B DUI Arrests by Locality

Locality and Law Enforcement Agencies	Average Number of												
	Sworn Officers, 2010-2021	2010	2011	2012	2013	2014	2015	2016	2017	2018	2019	2020	2021
Colonial Heights City		279	219	205	173	185	125	134	144	213	135	101	90
Colonial Heights Police Department	51	275	218	205	170	182	124	129	144	211	129	97	83
State Police - Colonial Heights	–	4	1	–	3	3	1	5	–	2	6	4	7
Covington City		26	31	23	19	12	25	17	14	9	14	7	12
Covington Police Department	17	26	29	23	19	11	25	17	13	9	14	7	12
State Police - Covington	–	–	2	–	–	1	–	–	1	–	–	–	–
Craig County		36	20	39	23	17	14	14	7	3	8	29	15
Craig County Sheriff's Office	9	21	16	23	12	9	11	12	1	2	4	19	11
State Police - Craig CO	–	15	4	16	11	8	3	2	6	1	4	10	4
Culpeper County		176	152	201	160	200	171	161	182	170	150	165	180
Culpeper County Sheriff's Office	86	51	42	109	101	119	98	87	92	101	74	92	60
Culpeper Police Department	41	98	94	80	52	67	61	58	73	50	64	59	107
State Police - Culpeper CO	–	27	16	12	7	14	12	16	17	19	12	14	13
Cumberland County		37	25	36	31	56	26	21	15	19	25	8	6
Cumberland County Sheriff's Office	15	22	24	21	18	45	16	10	7	12	21	4	6
State Police - Cumberland CO	–	15	1	15	13	11	10	11	8	7	4	4	–
Danville City		238	261	277	202	202	161	166	162	132	128	112	110
Danville Police Department	123	230	255	273	197	199	161	164	159	132	127	112	109
State Police - Danville	–	8	6	4	5	3	–	2	3	–	1	–	1
Dickenson County		85	84	79	62	81	60	32	27	26	20	46	48
Clintwood Police Department	4	12	6	1	2	3	9	1	1	2	1	1	5
Dickenson County Sheriff's Office	21	38	46	38	26	49	28	13	13	15	6	32	25
Haysi Police Department	2	–	2	3	–	1	–	–	–	–	–	–	–
State Police - Dickenson CO	–	35	30	37	34	28	23	18	13	9	13	13	18
Dinwiddie County		95	103	90	47	52	40	39	43	42	25	19	26
Dinwiddie County Sheriff's Office	42	81	75	51	24	33	21	27	27	25	12	8	1
State Police - Dinwiddie CO	–	14	28	39	23	19	19	12	16	17	13	11	25
Division 1 - Education		156	139	220	158	155	68	14	20	13	65	7	5
University Of Richmond Police Department	21	4	1	2	–	–	1	–	–	–	1	–	–
VCU Police Department	86	152	137	217	158	155	67	14	20	13	62	7	5
Virginia State University Police Department	20	–	1	1	–	–	–	–	–	–	2	–	–
Division 1 - Other		18	25	12	12	19	24	7	8	9	21	8	3
Division of Capitol Police	71	18	24	12	9	19	23	6	7	5	16	6	3
Richmond International Airport Police	25	–	1	–	3	–	1	1	1	4	5	2	–

APPENDIX K: Virginia UCR Program: Group B DUI Arrests by Locality

Locality and Law Enforcement Agencies	Average Number of												
	Sworn Officers, 2010-2021	2010	2011	2012	2013	2014	2015	2016	2017	2018	2019	2020	2021
Division 2 - Education		7	7	9	9	3	2	3	2	3	1	3	1
James Madison University Police	32	6	6	9	9	3	2	3	2	2	1	3	1
University Of Mary Washington Police Department	16	1	1	–	–	–	–	–	–	1	–	–	–
Division 2 - Other		–	–	–	–	–	6	14	1	4	1	2	–
Massanutten Police Department	7	–	–	–	–	–	6	14	1	4	1	2	–
Division 3 - Education		29	52	47	51	43	36	26	28	25	9	7	4
Longwood University Police Department	16	3	8	4	7	3	4	3	6	10	3	1	2
University Of Virginia Police Department	52	26	44	43	44	40	32	23	22	15	6	6	2
Division 4 - Education		1	5	–	1	1	4	5	2	1	–	–	–
Emory and Henry College Police Department	3	1	1	–	1	–	–	–	–	–	–	–	–
UVA's College At Wise Police	9	–	4	–	–	1	4	5	2	1	–	–	–
Division 5 - Education		36	36	44	58	29	22	16	23	34	10	34	33
Christopher Newport University Police Department	18	20	11	21	33	9	7	3	4	1	2	4	3
Eastern Virginia Medical School Police Department	20	–	–	–	1	2	–	–	–	–	–	–	–
Hampton University Police Dept	24	1	–	2	5	2	2	4	1	4	1	–	–
Norfolk State University Police Department	21	2	–	2	5	1	–	–	1	2	–	2	1
Old Dominion University Police Department	45	5	17	14	8	4	1	4	14	21	6	28	28
William and Mary Police Department	20	8	8	5	6	11	12	5	3	6	1	–	1
Division 5 - Other		4	2	1	2	1	1	1	2	–	6	2	2
Norfolk Airport Authority Police Department	36	4	1	1	–	1	–	–	–	–	4	1	–
Virginia Port Authority	40	–	1	–	2	–	1	1	2	–	2	1	2
Division 6 - Education		73	61	42	50	37	27	40	22	22	23	5	8
Ferrum College Police Department	8	5	1	1	3	2	–	1	–	–	–	–	–
Radford University Police Department	22	8	16	6	1	2	5	2	2	4	2	4	–
Virginia Tech Police Department	47	60	44	35	46	33	22	36	19	17	21	1	8
VMI Police Department	10	–	–	–	–	–	–	1	1	1	–	–	–
Division 7 - Education		49	112	100	50	24	20	25	14	13	18	2	1
George Mason University Police Department	46	44	111	100	42	24	20	25	14	10	16	2	1
Northern Virginia Community College Police Department	45	5	1	–	8	–	–	–	–	3	2	–	–
Division 7 - Other		69	86	69	43	43	35	87	93	78	76	41	42
Metropolitan Washington Airports Authority I	212	69	86	69	43	43	35	87	93	78	76	41	42
Emporia City		72	46	48	52	38	49	22	59	74	51	28	13
Emporia Police Department	25	66	43	45	44	37	49	21	59	74	46	25	13
State Police - Emporia	–	6	3	3	8	1	–	1	–	–	5	3	–

APPENDIX K: Virginia UCR Program: Group B DUI Arrests by Locality

Locality and Law Enforcement Agencies	Average Number of Sworn Officers, 2010-2021	2010	2011	2012	2013	2014	2015	2016	2017	2018	2019	2020	2021
Essex County		58	27	18	17	22	19	33	20	23	11	11	15
Essex County Sheriff's Office	13	–	–	1	–	–	2	4	2	4	2	2	2
State Police - Essex CO	–	25	14	9	5	7	8	13	11	10	5	7	10
Tappahannock Police Department	9	33	13	8	12	15	9	16	7	9	4	2	3
Fairfax City		164	169	145	139	97	72	56	60	58	73	27	43
Fairfax City Police Department	62	164	169	145	136	95	70	55	57	58	71	27	43
State Police - Fairfax	–	–	–	–	3	2	2	1	3	–	2	–	–
Fairfax County		3,112	3,358	2,996	3,131	2,667	2,043	2,113	2,253	2,182	2,151	1,464	1,495
Fairfax County Police Department	1394	2,720	2,943	2,498	2,556	2,170	1,653	1,737	1,876	1,827	1,812	1,149	1,185
Herndon Police Department	54	82	58	125	149	111	116	80	86	91	92	111	108
State Police - Fairfax CO	–	249	290	292	369	313	217	247	253	244	230	195	194
Vienna Police Department	39	61	67	81	57	73	57	49	38	20	17	9	8
Falls Church		71	112	106	112	87	74	50	38	39	68	62	38
Falls Church Police Department	33	71	112	106	111	87	74	50	38	39	68	62	38
State Police - Falls Church	–	–	–	–	1	–	–	–	–	–	–	–	–
Fauquier County		395	424	342	306	302	221	196	211	213	196	168	275
Fauquier County Sheriff's Office	131	267	280	243	208	201	146	128	141	155	145	138	201
Remington Police Department	1	9	2	1	–	–	–	–	–	1	–	–	–
State Police - Fauquier CO	–	41	57	36	40	67	32	25	29	22	19	13	15
Warrenton Police Department	22	78	85	62	58	34	43	43	41	35	32	17	59
Floyd County		21	29	31	21	27	15	27	36	37	26	31	31
Floyd County Sheriff's Office	22	9	19	11	5	7	5	19	20	26	20	23	23
State Police - Floyd CO	–	12	10	20	16	20	10	8	16	11	6	8	8
Fluvanna County		68	66	57	87	63	46	73	73	78	53	64	39
Fluvanna County Sheriff's Office	32	56	64	44	78	53	33	57	64	68	50	61	38
State Police - Fluvanna CO	–	12	2	13	9	10	13	16	9	10	3	3	1
Franklin City		34	29	58	45	38	15	7	15	17	25	27	17
Franklin Police Department	26	34	29	58	44	38	8	7	15	16	25	24	16
State Police - Franklin	–	–	–	–	1	–	7	–	–	1	–	3	1
Franklin County		196	159	214	216	254	198	161	146	156	123	82	104
Franklin County Sheriff's Office	76	72	53	107	125	172	103	66	73	102	87	26	66
Rocky Mount Police Department	20	78	66	65	55	40	41	44	29	22	19	26	16
State Police - Franklin CO	–	46	40	42	36	42	54	51	44	32	17	30	22

APPENDIX K: Virginia UCR Program: Group B DUI Arrests by Locality

Locality and Law Enforcement Agencies	Average Number of												
	Sworn Officers, 2010-2021	2010	2011	2012	2013	2014	2015	2016	2017	2018	2019	2020	2021
Frederick County		151	195	220	272	235	281	253	267	220	244	385	312
Frederick County Sheriff's Office	120	137	186	205	251	206	200	185	172	179	182	334	249
Middletown Police Department	3	8	3	6	4	2	5	3	–	–	2	4	1
State Police - Frederick CO	–	5	4	8	13	24	74	65	95	40	60	47	62
Stephens City Police Department	3	1	2	1	4	3	2	–	–	1	–	–	–
Fredericksburg City		239	200	251	257	186	137	139	161	180	163	143	159
Fredericksburg Police Department	69	160	168	210	224	166	111	127	141	163	146	119	143
State Police - Fredericksburg	–	79	32	41	33	20	26	12	20	17	17	24	16
Galax City		53	51	72	64	56	40	47	37	36	39	49	34
Galax Police Department	24	50	51	71	63	55	40	46	36	36	39	49	33
State Police - Galax	–	3	–	1	1	1	–	1	1	–	–	–	1
Giles County		64	92	85	61	38	49	46	55	53	41	67	40
Giles County Sheriff's Office	25	23	39	30	31	11	16	14	17	26	14	22	14
Glen Lyn Police Department	1	3	–	2	1	1	–	–	1	1	–	2	–
Narrows Police Department	5	9	9	2	2	3	2	11	8	–	–	2	1
Pearisburg Police Department	7	17	29	35	18	13	23	12	20	15	16	24	11
Pembroke Police Department	3	4	3	7	3	3	2	3	2	–	1	4	4
Rich Creek Police Department	1	1	3	–	2	1	–	1	2	–	–	2	–
State Police - Giles CO	–	7	9	9	4	6	6	5	5	11	10	11	10
Gloucester County		142	96	77	135	124	137	131	155	149	146	104	95
Gloucester County Sheriff's Office	75	120	79	50	106	80	79	81	92	120	113	87	79
State Police - Gloucester CO	–	22	17	27	29	44	58	50	63	29	33	17	16
Goochland County		141	102	72	71	87	108	110	116	87	106	45	73
Goochland County Sheriff's Office	36	93	79	52	51	70	78	95	96	76	97	43	64
State Police - Goochland CO	–	48	23	20	20	17	30	15	20	11	9	2	9
Grayson County		40	47	28	37	50	56	35	53	30	22	33	16
Fries Police Department	1	4	–	–	–	–	–	–	–	–	–	–	–
Grayson County Sheriff's Office	25	22	33	18	28	33	38	24	44	22	17	21	10
Independence Police Department	2	–	–	1	–	3	3	3	–	1	1	1	–
State Police - Grayson CO	–	14	14	9	9	14	15	8	9	7	4	11	6
Greene County		41	38	23	33	36	47	40	51	46	33	26	28
Greene County Sheriff's Office	24	41	38	19	27	28	46	33	41	36	25	15	18
State Police - Greene CO	–	–	–	4	6	8	1	7	10	10	8	11	10

APPENDIX K: Virginia UCR Program: Group B DUI Arrests by Locality

Locality and Law Enforcement Agencies	Average Number of												
	Sworn Officers, 2010-2021	2010	2011	2012	2013	2014	2015	2016	2017	2018	2019	2020	2021
Greensville County		55	48	63	44	33	18	21	22	24	27	28	22
Greensville County Sheriff's Office	23	16	11	14	11	4	4	3	7	12	6	6	1
State Police - Greensville CO	–	39	37	49	33	29	14	18	15	12	21	22	21
Halifax County		75	128	119	136	136	111	95	80	90	170	92	40
Halifax County Sheriff's Office	34	20	43	44	36	36	58	39	32	19	74	21	6
Halifax Police Department	5	2	6	5	7	5	–	2	6	10	16	9	4
South Boston Police Department	28	32	35	18	42	34	15	20	12	20	42	23	–
State Police - Halifax CO	–	21	44	52	51	61	38	34	30	41	38	39	30
Hampton City		473	711	564	426	398	360	305	342	282	240	207	249
Hampton Police Division	283	412	523	439	383	282	286	231	228	204	188	172	211
State Police - Hampton	–	61	188	125	43	116	74	74	114	78	52	35	38
Hanover County		346	369	449	385	317	257	238	274	218	248	223	310
Ashland Police Department	23	30	30	51	49	30	39	29	36	24	29	11	10
Hanover County Sheriff's Office	230	284	327	354	278	263	192	189	205	162	191	194	276
State Police - Hanover CO	–	32	12	44	58	24	26	20	33	32	28	18	24
Harrisonburg City		189	196	199	185	177	186	167	146	142	123	71	106
Harrisonburg Police Department	94	172	163	154	156	173	171	161	137	135	112	59	98
State Police - Harrisonburg	–	17	33	45	29	4	15	6	9	7	11	12	8
Henrico County		1,038	880	402	355	383	936	975	1,289	1,287	1,233	797	664
Henrico Police Department	622	1,017	872	384	295	295	861	888	1,176	1,154	1,104	727	599
State Police - Henrico CO	–	21	8	18	60	88	75	87	113	133	129	70	65
Henry County		140	144	103	80	78	69	65	87	66	69	60	38
Henry County Sheriff's Office	119	39	24	25	28	23	9	23	47	20	21	28	20
State Police - Henry CO	–	101	120	78	52	55	60	42	40	46	48	32	18
Highland County		2	2	2	4	4	6	3	3	4	1	5	1
Highland County Sheriff's Office	7	–	–	–	–	–	–	–	–	–	–	4	1
State Police - Highland CO	–	2	2	2	4	4	6	3	3	4	1	1	–
Hopewell City		74	59	50	51	85	71	48	49	52	49	26	40
Hopewell Police Department	61	74	59	50	51	85	71	48	49	51	49	26	40
State Police - Hopewell	–	–	–	–	–	–	–	–	–	1	–	–	–

APPENDIX K: Virginia UCR Program: Group B DUI Arrests by Locality

Locality and Law Enforcement Agencies	Average Number of Sworn Officers, 2010-2021	2010	2011	2012	2013	2014	2015	2016	2017	2018	2019	2020	2021
Isle Of Wight County		104	105	115	110	158	147	186	227	158	138	140	103
Isle Of Wight County Sheriff's Office	46	34	40	60	64	79	85	99	142	114	102	101	72
Smithfield Police Department	19	53	38	41	33	48	27	21	51	25	23	25	21
State Police - Isle Of Wight CO	–	17	24	12	8	17	17	58	20	6	3	7	6
Windsor Police Department	6	–	3	2	5	14	18	8	14	13	10	7	4
James City County		360	300	259	198	200	175	160	129	190	195	152	162
James City County Police Department	96	360	300	259	198	195	168	150	125	185	187	147	158
State Police - James City CO	–	–	–	–	–	5	7	10	4	5	8	5	4
King & Queen County		39	27	42	33	42	32	36	31	24	41	36	20
King And Queen County Sheriff's Office	12	37	27	42	32	34	23	32	28	21	37	33	20
State Police - King & Queen CO	–	2	–	–	1	8	9	4	3	3	4	3	–
King George County		146	98	94	76	62	87	73	93	87	79	58	83
King George County Sheriff's Office	35	115	84	79	64	60	62	54	78	76	67	49	74
State Police - King George CO	–	31	14	15	12	2	25	19	15	11	12	9	9
King William County		58	29	29	35	26	24	18	14	13	13	24	35
King William Sheriff's Office	21	41	23	19	27	13	14	14	12	9	8	15	20
State Police - King William CO	–	1	–	–	1	8	8	4	–	1	1	6	4
West Point Police Department	9	16	6	10	7	5	2	–	2	3	4	3	11
Lancaster County		14	8	16	13	25	35	37	27	33	28	19	28
Kilmarnock Police Department	5	1	1	3	1	2	4	1	2	1	–	–	–
Lancaster County Sheriff's Office	30	2	5	7	2	11	4	12	10	18	13	13	19
State Police - Lancaster CO	–	11	2	6	8	12	26	24	15	14	15	6	9
White Stone Police Department	2	–	–	–	2	–	1	–	–	–	–	–	–
Lee County		57	52	68	60	80	70	91	63	49	22	38	36
Jonesville Police Department	3	5	8	7	3	1	–	–	–	3	3	–	1
Lee County Sheriff's Office	32	18	24	27	35	55	53	51	33	21	13	20	23
Pennington Gap Police Department	6	4	–	16	8	13	6	15	7	4	1	6	5
State Police - Lee CO	–	30	20	18	14	11	11	25	23	21	5	12	7
Lexington City		36	34	27	21	14	28	27	19	17	10	7	8
Lexington Police Department	17	36	34	27	21	14	27	27	19	17	10	7	8
State Police - Lexington	–	–	–	–	–	–	1	–	–	–	–	–	–

APPENDIX K: Virginia UCR Program: Group B DUI Arrests by Locality

Locality and Law Enforcement Agencies	Average Number of Sworn Officers, 2010-2021	2010	2011	2012	2013	2014	2015	2016	2017	2018	2019	2020	2021
Loudoun County		817	722	721	690	612	535	511	452	655	647	391	392
Leesburg Police Department	80	142	92	103	167	107	45	13	6	160	116	41	45
Loudoun County Sheriff's Office	534	548	544	537	456	413	405	400	372	398	414	311	309
Middleburg Police Department	6	2	1	6	7	2	1	2	1	6	5	3	1
Purcellville Police Department	13	43	21	19	24	19	23	34	19	22	49	12	17
State Police - Loudoun CO	–	82	64	56	36	71	61	62	54	69	63	24	20
Louisa County		35	109	88	101	95	113	62	49	53	26	36	41
Louisa County Sheriff's Office	48	2	80	56	61	57	64	33	27	35	15	20	32
Louisa Police Department	6	10	8	7	5	19	20	3	2	–	2	5	4
State Police - Louisa CO	–	23	21	25	35	19	29	26	20	18	9	11	5
Lunenburg County		28	23	30	31	14	32	28	21	28	24	27	10
Kenbridge Police Department	4	–	–	–	–	–	2	1	–	2	2	–	2
Lunenburg County Sheriff's Office	13	3	6	6	5	1	5	4	7	7	6	2	1
State Police - Lunenburg CO	–	20	16	22	24	13	21	13	8	15	13	22	7
Victoria Police Department	4	5	1	2	2	–	4	10	6	4	3	3	–
Lynchburg City		224	240	336	377	279	231	261	228	173	201	203	194
Lynchburg Police Department	165	219	238	332	370	272	227	257	227	173	201	202	192
State Police - Lynchburg	–	5	2	4	7	7	4	4	1	–	–	1	2
Madison County		38	55	57	58	39	40	41	41	35	33	23	19
Madison County Sheriff's Office	20	26	41	35	42	36	35	35	35	27	25	11	16
State Police - Madison CO	–	12	14	22	16	3	5	6	6	8	8	12	3
Manassas City		140	154	179	215	179	127	112	119	85	117	102	123
Manassas Police Department	90	140	154	179	215	179	127	112	119	85	117	102	123
Manassas Park City		91	94	134	103	72	43	62	52	52	40	41	49
Manassas Park Police Department	31	91	94	134	103	72	43	62	52	52	40	41	49
Martinsville City		51	39	84	33	54	44	33	44	35	23	37	38
Martinsville Police Department	47	51	39	84	33	54	44	33	44	34	22	37	38
State Police - Martinsville	–	–	–	–	–	–	–	–	–	1	1	–	–
Mathews County		14	16	18	9	11	5	6	7	11	8	7	15
Mathews County Sheriff's Office	11	12	15	14	8	6	4	5	6	8	5	4	15
State Police - Mathews CO	–	2	1	4	1	5	1	1	1	3	3	3	–

APPENDIX K: Virginia UCR Program: Group B DUI Arrests by Locality

Locality and Law Enforcement Agencies	Average Number of												
	Sworn Officers, 2010-2021	2010	2011	2012	2013	2014	2015	2016	2017	2018	2019	2020	2021
Mecklenburg County		114	95	128	137	77	93	131	113	126	197	108	64
Chase City Police Department	9	17	8	8	13	16	17	31	15	9	18	23	9
Clarksville Police Department	7	14	13	15	12	7	14	17	7	6	7	7	10
La Crosse Police Department	1	1	–	–	–	1	–	–	–	–	–	–	–
Mecklenburg Sheriff's Office	50	23	31	29	31	19	27	26	21	51	105	26	8
South Hill Police Department	20	1	1	1	–	9	8	31	33	19	31	15	14
State Police - Mecklenburg CO	–	58	42	75	81	25	27	26	37	41	36	37	23
Middlesex County		30	28	19	29	21	18	12	11	13	16	29	16
Middlesex County Sheriff's Office	19	27	21	15	22	15	12	6	6	6	8	23	10
State Police - Middlesex CO	–	3	7	4	7	6	6	6	5	7	8	6	6
Montgomery County		400	398	405	395	407	355	308	297	325	307	231	222
Blacksburg Police Department	63	112	86	106	96	97	97	118	92	70	84	43	58
Christiansburg Police Department	59	152	154	175	153	165	128	97	93	122	112	76	70
Montgomery County Sheriff's Office	109	112	135	96	108	106	90	67	87	108	101	102	89
State Police - Montgomery CO	–	24	23	28	38	39	40	26	25	25	10	10	5
Nelson County		14	17	30	46	49	36	39	39	34	17	30	14
Nelson County Sheriff's Office	19	13	17	21	36	33	28	26	20	13	8	27	11
State Police - Nelson CO	–	1	–	9	10	16	8	13	19	21	9	3	3
New Kent County		57	39	41	50	62	65	90	80	115	93	108	99
New Kent Sheriff's Office	33	51	38	39	35	29	23	37	41	61	47	51	41
State Police - New Kent CO	–	6	1	2	15	33	42	53	39	54	46	57	58
Newport News City		620	599	674	606	584	407	373	442	553	661	487	444
Newport News Police Department	422	599	567	645	586	566	388	361	397	529	636	472	412
State Police - Newport News	–	21	32	29	20	18	19	12	45	24	25	15	32
Norfolk City		624	823	695	583	508	340	303	378	371	334	195	260
Norfolk Police Department	706	604	767	668	574	467	314	263	343	298	271	164	203
State Police - Norfolk	–	20	56	27	9	41	26	40	35	73	63	31	57
Northampton County		24	19	32	30	31	26	36	28	20	22	19	44
Cape Charles Police Department	6	6	2	3	2	3	1	–	–	–	2	4	25
Eastville Police Department	5	–	–	–	–	–	–	–	–	–	–	–	1
Exmore Police Department	6	–	–	8	8	12	8	13	7	3	5	5	5
Northampton County Sheriff's Office	66	–	6	3	6	1	3	8	5	1	2	3	1
State Police - Northampton CO	–	18	11	18	14	15	14	15	16	16	13	7	12

APPENDIX K: Virginia UCR Program: Group B DUI Arrests by Locality

Locality and Law Enforcement Agencies	Average Number of												
	Sworn Officers, 2010-2021	2010	2011	2012	2013	2014	2015	2016	2017	2018	2019	2020	2021
Northumberland County		55	39	55	43	54	44	43	29	43	21	40	20
Northumberland County Sheriff's Office	21	41	32	44	35	44	33	28	14	31	15	25	13
State Police - Northumberland CO	–	14	7	11	8	10	11	15	15	12	6	15	7
Norton City		118	182	72	60	50	52	34	29	30	59	96	45
Norton Police Department	16	118	182	72	60	49	52	33	28	30	59	96	45
State Police - Norton	–	–	–	–	–	1	–	1	1	–	–	–	–
Nottoway County		75	67	74	64	51	48	28	34	33	13	14	16
Blackstone Police Department	11	51	33	38	29	19	15	10	16	14	7	6	5
Burkeville Police Department	1	1	1	–	–	–	–	–	1	1	–	–	–
Crewe Police Department	5	9	24	15	8	4	7	6	9	4	–	4	2
Nottoway County Sheriff's Office	14	8	5	5	6	7	9	2	3	2	1	1	3
State Police - Nottoway CO	–	6	4	16	21	21	17	10	5	12	5	3	6
Orange County		90	107	97	107	109	72	85	103	86	81	65	70
Gordonsville Police Department	7	6	14	6	2	11	14	4	3	–	4	6	11
Orange County Sheriff's Office	39	40	42	45	65	58	30	44	47	33	46	30	27
Orange Police Department	14	23	23	27	21	31	20	23	31	23	17	17	23
State Police - Orange CO	–	21	28	19	19	9	8	14	22	30	14	12	9
Page County		111	106	141	135	72	87	59	62	54	60	40	61
Luray Police Department	12	10	3	7	10	5	3	21	24	16	13	11	20
Page County Sheriff's Office	53	88	99	102	104	60	62	20	23	25	32	19	25
Shenandoah Police Department	5	2	1	4	2	1	2	4	4	5	2	2	5
Stanley Police Department	4	3	2	1	2	1	5	–	1	–	1	2	1
State Police - Page CO	–	8	1	27	17	5	15	14	10	8	12	6	10
Patrick County		48	48	31	30	27	41	38	48	24	32	18	22
Patrick County Sheriff's Office	48	25	29	18	12	12	31	21	35	16	23	13	15
State Police - Patrick CO	–	23	19	13	18	15	10	17	13	8	9	5	7
Petersburg City		72	115	133	95	94	84	68	66	83	91	70	56
Petersburg Bureau Of Police	99	70	112	124	93	90	75	61	59	79	86	63	44
State Police - Petersburg	–	2	3	9	2	4	9	7	7	4	5	7	12
Pittsylvania County		136	140	97	96	84	103	74	55	65	78	48	28
Gretna Police Department	4	1	7	4	1	1	1	–	–	3	–	–	–
Hurt Police Department	2	5	4	2	3	3	1	1	–	–	–	–	–
Pittsylvania County Sheriff's Office	113	24	40	29	32	36	42	30	23	21	45	20	5
State Police - Pittsylvania CO	–	106	89	62	60	44	59	43	32	41	33	28	23

APPENDIX K: Virginia UCR Program: Group B DUI Arrests by Locality

Locality and Law Enforcement Agencies	Average Number of												
	Sworn Officers, 2010-2021	2010	2011	2012	2013	2014	2015	2016	2017	2018	2019	2020	2021
Poquoson City		27	34	32	42	25	16	40	35	21	22	24	23
Poquoson Police Department	24	27	34	32	42	25	16	39	35	21	22	24	23
State Police - Poquoson	–	–	–	–	–	–	–	1	–	–	–	–	–
Portsmouth City		355	197	201	229	220	177	152	166	177	169	113	135
Portsmouth Police Department	229	354	194	200	229	218	175	151	164	177	167	108	123
State Police - Portsmouth	–	1	3	1	–	2	2	1	2	–	2	5	12
Powhatan County		80	74	67	56	38	58	89	110	93	123	96	80
Powhatan Sheriff's Office	41	51	60	51	41	28	41	77	93	82	110	80	62
State Police - Powhatan CO	–	29	14	16	15	10	17	12	17	11	13	16	18
Prince Edward County		119	135	149	144	118	80	73	97	75	51	32	46
Farmville Police Department	26	74	96	109	110	79	45	39	66	56	34	9	13
Prince Edward County Sheriff's Office	27	22	18	19	11	21	21	12	17	11	7	18	18
State Police - Prince Edward CO	–	23	21	21	23	18	14	22	14	8	10	5	15
Prince George County		52	26	43	53	59	55	51	64	78	94	66	90
Prince George County Police Department	54	46	24	34	43	57	50	48	61	68	69	60	80
State Police - Prince George CO	–	6	2	9	10	2	5	3	3	10	25	6	10
Prince William County		1,927	2,173	1,882	1,647	1,395	1,132	982	1,249	1,507	1,516	1,116	1,129
Dumfries Police Department	9	12	9	8	8	9	10	3	3	9	2	3	12
Haymarket Police Department	6	7	4	10	14	9	22	18	16	33	21	4	–
Occoquan Police Department	1	–	–	–	–	–	–	–	–	7	15	28	6
Prince William County Police Department	612	1,804	2,051	1,735	1,505	1,292	1,047	899	1,140	1,386	1,398	1,008	990
Quantico Police Department	1	–	–	1	–	–	–	–	–	–	–	–	–
State Police - Prince William CO	–	104	109	128	120	85	53	62	90	72	80	73	121
Pulaski County		141	106	103	97	84	102	72	99	75	81	58	28
Dublin Police Department	8	9	2	3	2	7	2	5	3	6	9	4	3
Pulaski County Sheriff's Office	47	55	47	49	52	41	54	35	60	40	37	35	12
Pulaski Police Department	27	26	36	27	22	23	32	24	22	22	22	15	3
State Police - Pulaski CO	–	51	21	24	21	13	14	8	14	7	13	4	10
Radford City		118	132	154	103	99	76	75	87	58	70	56	157
Radford City Police Department	36	117	132	154	101	98	76	75	87	58	70	56	156
State Police - Radford	–	1	–	–	2	1	–	–	–	–	–	–	1
Rappahannock County		20	28	27	42	41	43	34	17	47	47	30	48
Rappahannock County Sheriff's Office	20	16	21	23	36	33	38	31	17	40	43	25	42
State Police - Rappahannock CO	–	4	7	4	6	8	5	3	–	7	4	5	6

APPENDIX K: Virginia UCR Program: Group B DUI Arrests by Locality

Locality and Law Enforcement Agencies	Average Number of Sworn Officers, 2010-2021	2010	2011	2012	2013	2014	2015	2016	2017	2018	2019	2020	2021
Richmond City		578	489	465	277	305	367	82	131	108	135	68	46
Richmond Police Department	719	571	487	465	251	259	291	41	72	29	30	16	18
State Police - Richmond	–	7	2	–	26	46	76	41	59	79	105	52	28
Richmond County		25	17	26	18	25	34	21	27	13	6	14	15
Richmond County Sheriff's Office	13	12	10	15	7	15	20	15	13	5	–	2	5
State Police - Richmond CO	–	7	4	7	3	3	11	5	11	6	5	12	8
Warsaw Police Department	3	6	3	4	8	7	3	1	3	2	1	–	2
Roanoke City		410	433	456	438	365	252	225	303	328	295	207	190
Roanoke City Police Department	245	393	423	427	395	343	227	218	297	318	278	196	175
State Police - Roanoke	–	17	10	29	43	22	25	7	6	10	17	11	15
Roanoke County		389	379	385	294	258	252	236	286	357	384	266	182
Roanoke County Police Department	136	333	333	340	261	214	212	188	243	331	319	232	145
State Police - Roanoke CO	–	18	15	31	13	23	13	16	11	9	17	4	15
Vinton Police Department	22	38	31	14	20	21	27	32	32	17	48	30	22
Rockbridge County		69	89	104	75	55	72	49	50	48	39	27	40
Rockbridge County Sheriff's Office	35	36	41	49	40	23	38	28	21	26	13	12	8
State Police - Rockbridge CO	–	33	48	55	35	32	34	21	29	22	26	15	32
Rockingham County		210	198	232	206	186	166	181	136	157	146	93	130
Bridgewater Police Department	9	13	18	18	22	18	8	6	12	14	25	7	1
Broadway Police Department	5	19	14	10	3	3	3	1	–	7	–	4	2
Dayton Police Department	6	15	11	12	14	7	4	4	4	2	1	1	–
Elkton Police Department	5	9	11	3	5	9	2	3	2	1	5	–	2
Grottoes Police Department	6	6	6	3	3	4	4	6	3	3	3	–	–
Rockingham County Sheriff's Office	59	99	78	80	71	97	58	101	83	89	72	37	68
State Police - Rockingham CO	–	47	57	105	87	48	87	60	32	40	38	44	56
Timberville Police Department	5	2	3	1	1	–	–	–	–	1	2	–	1
Russell County		91	92	105	102	79	104	62	82	51	48	83	46
Honaker Police Department	3	3	10	3	3	1	1	6	8	9	6	5	2
Lebanon Police Department	12	21	20	24	20	16	33	9	20	14	10	14	18
Russell County Sheriff's Office	34	25	28	38	49	44	41	40	38	19	18	42	14
State Police - Russell CO	–	42	34	40	30	18	29	7	16	9	14	22	12
Salem City		92	71	81	86	65	58	82	111	126	73	63	57
Salem Police Department	62	92	69	79	86	64	57	81	108	122	72	62	56
State Police - Salem	–	–	2	2	–	1	1	1	3	4	1	1	1

APPENDIX K: Virginia UCR Program: Group B DUI Arrests by Locality

Locality and Law Enforcement Agencies	Average Number of Sworn Officers, 2010-2021	2010	2011	2012	2013	2014	2015	2016	2017	2018	2019	2020	2021
Scott County		159	155	137	148	111	84	104	60	59	72	77	60
Gate City Police Department	5	37	41	44	40	21	28	36	24	14	20	25	11
Scott County Sheriff's Office	30	78	71	58	84	62	38	43	19	32	39	40	30
State Police - Scott CO	–	20	16	15	9	7	3	10	7	6	10	10	8
Weber City Police Department	4	24	27	20	15	21	15	15	10	7	3	2	11
Shenandoah County		116	110	126	99	101	110	85	68	85	78	71	74
Edinburg Police Department	2	11	–	–	–	–	–	–	–	–	–	–	–
Mount Jackson Police Department	5	1	4	2	3	7	13	–	–	2	3	1	2
New Market Police Department	5	22	18	15	10	9	1	–	–	3	–	4	2
Shenandoah County Sheriff's Office	63	35	36	32	22	20	22	23	17	19	26	18	11
State Police - Shenandoah CO	–	17	18	29	30	26	36	33	31	36	28	21	41
Strasburg Police Department	18	27	26	12	15	22	27	24	19	22	14	20	12
Woodstock Police Department	16	3	8	36	19	17	11	5	1	3	7	7	6
Smyth County		139	92	112	126	81	78	85	78	56	72	45	43
Chilhowie Police Department	6	14	9	16	10	2	7	4	18	7	6	5	3
Marion Police Department	19	33	29	16	31	26	29	19	20	16	25	18	14
Saltville Police Department	6	20	9	9	13	4	1	3	3	3	6	2	2
Smyth County Sheriff's Office	42	32	18	23	34	33	15	30	16	19	23	7	9
State Police - Smyth CO	–	40	27	48	38	16	26	29	21	11	12	13	15
Southampton County		43	42	94	76	73	57	42	57	49	49	42	60
Boykins Police Department	1	–	–	–	–	3	1	–	–	–	–	–	–
Southampton County Sheriff's Office	63	37	32	79	70	59	48	41	56	46	43	33	52
State Police - Southampton CO	–	6	10	15	6	11	8	1	1	3	6	9	8
Spotsylvania County		491	377	292	265	266	303	279	241	259	267	271	252
Spotsylvania County Sheriff's Office	186	286	252	212	187	179	212	209	181	178	202	222	221
State Police - Spotsylvania CO	–	205	125	80	78	87	91	70	60	81	65	49	31
Stafford County		576	498	510	501	436	478	385	455	523	565	526	509
Stafford County Sheriff's Office	174	466	401	388	405	327	383	321	388	449	464	439	438
State Police - Stafford CO	–	110	97	122	96	109	95	64	67	74	101	87	71

APPENDIX K: Virginia UCR Program: Group B DUI Arrests by Locality

Locality and Law Enforcement Agencies	Average Number of Sworn Officers, 2010-2021	2010	2011	2012	2013	2014	2015	2016	2017	2018	2019	2020	2021
Statewide Departments		130	102	88	72	90	74	60	60	60	81	43	36
Alcoholic Beverage Control Authority	106	9	3	2	4	6	–	–	–	–	–	–	–
Department of Conservation and Recreation	100	7	6	3	2	5	6	4	6	4	8	7	4
Department Of Motor Vehicles Law Enforcem	73	2	1	1	–	3	1	1	2	–	1	–	–
Department of Wildlife Resources	152	112	92	82	66	76	67	55	52	56	72	35	32
Virginia Marine Police Department	71	–	–	–	–	–	–	–	–	–	–	1	–
Staunton City		116	104	93	91	116	70	87	57	74	69	50	46
State Police - Staunton	–	–	–	1	1	1	70	87	–	1	2	50	46
Staunton Police Department	48	116	104	92	90	115	–	–	57	73	67	–	–
Suffolk City		382	352	302	264	289	254	265	291	319	305	264	257
State Police - Suffolk	–	1	1	–	–	4	254	265	1	1	1	5	2
Suffolk Police Department	181	381	351	302	264	285	–	–	290	318	304	259	255
Surry County		4	4	7	6	6	9	11	12	7	12	17	13
State Police - Surry CO	–	1	–	–	2	2	3	6	3	2	2	1	2
Surry County Sheriff's Office	13	3	4	7	4	4	6	5	9	5	10	16	11
Sussex County		40	29	27	40	25	35	53	40	23	26	27	33
State Police - Sussex CO	–	6	–	1	3	9	12	14	10	6	5	6	8
Sussex County Sheriff's Office	39	25	20	21	28	11	17	32	21	14	20	20	25
Waverly Police Department	7	9	9	5	9	5	6	7	9	3	1	1	–
Tazewell County		185	196	247	184	233	183	182	143	133	114	87	96
Bluefield Police Department	17	37	44	54	7	24	19	17	17	7	11	5	20
Cedar Bluff Police Department	3	4	5	–	–	1	2	2	–	–	2	–	2
Pocahontas Police Department	1	–	–	–	–	–	–	–	–	1	1	–	–
Richlands Police Department	17	20	14	22	34	17	20	21	10	4	16	11	12
State Police - Tazewell CO	–	26	24	30	21	27	23	24	13	15	18	15	16
Tazewell County Sheriff's Office	49	71	79	107	93	121	92	92	88	85	49	41	34
Tazewell Police Department	14	27	30	34	29	43	27	26	15	21	17	15	12
Virginia Beach City		2,454	2,585	2,463	2,307	2,156	2,072	2,014	1,987	2,128	1,908	1,311	1,246
State Police - Virginia Beach	–	38	82	93	16	33	32	66	44	134	91	72	69
Virginia Beach Police Department	773	2,416	2,503	2,370	2,291	2,123	2,040	1,948	1,943	1,994	1,817	1,239	1,177
Warren County		223	161	198	175	152	141	132	126	105	154	156	185
Front Royal Police Department	36	91	90	109	105	66	61	58	64	43	60	45	57
State Police - Warren CO	–	8	6	4	10	11	21	20	13	7	10	5	10
Warren County Sheriff's Office	54	124	65	85	60	75	59	54	49	55	84	106	118

APPENDIX K: Virginia UCR Program: Group B DUI Arrests by Locality

Locality and Law Enforcement Agencies	Average Number of												
	Sworn Officers, 2010-2021	2010	2011	2012	2013	2014	2015	2016	2017	2018	2019	2020	2021
Washington County		165	166	168	115	105	119	70	91	81	89	100	78
Abingdon Police Department	25	38	28	30	21	19	20	12	19	20	10	24	20
Damascus Police Department	5	16	7	23	18	9	9	2	9	1	4	3	1
Glade Spring Police Department	2	–	–	1	–	–	3	1	–	–	–	–	–
State Police - Washington CO	–	31	30	32	28	38	37	28	27	27	41	37	36
Washington County Sheriff's Office	62	80	101	82	48	39	50	27	36	33	34	36	21
Waynesboro City		109	100	103	83	96	69	37	48	41	36	22	23
State Police - Waynesboro	–	–	–	3	–	2	1	3	2	2	5	–	3
Waynesboro Police Department	44	109	100	100	83	94	68	34	46	39	31	22	20
Westmoreland County		50	67	112	82	98	56	76	60	61	98	85	82
Colonial Beach Police Department	11	20	11	26	14	6	3	6	12	9	14	23	13
State Police - Westmoreland CO	–	7	12	10	10	15	12	24	7	12	13	11	3
Westmoreland County Sheriff's Office	26	23	44	76	58	77	41	46	41	40	71	51	66
Williamsburg City		77	103	91	93	75	88	73	93	67	96	51	64
State Police - Williamsburg	–	–	–	–	–	2	2	–	1	–	2	–	1
Williamsburg Police Department	37	77	103	91	93	73	86	73	92	67	94	51	63
Winchester City		251	281	226	201	181	213	141	186	173	139	104	2
State Police - Winchester	–	–	–	–	–	–	2	2	4	–	3	3	2
Winchester Police Department	75	251	281	226	201	181	211	139	182	173	136	101	–
Wise County		232	299	276	193	141	165	166	149	98	94	92	85
Appalachia Police Department	5	9	25	12	8	1	4	6	–	1	1	3	–
Big Stone Gap Police Department	13	27	30	19	18	26	23	21	10	17	17	10	4
Coeburn Police Department	6	6	45	45	26	21	26	18	21	14	9	8	5
Pound Police Department	4	10	11	12	7	–	19	15	16	4	3	2	–
St. Paul Police Department	6	18	11	11	14	11	4	–	21	10	9	11	3
State Police - Wise CO	–	23	22	34	16	19	17	25	17	7	8	4	11
Wise County Sheriff's Office	50	116	128	82	69	45	56	68	56	35	40	53	57
Wise Police Department	12	23	27	61	35	18	16	13	8	10	7	1	5
Wythe County		133	157	149	151	171	170	102	116	85	73	63	44
Rural Retreat Police Department	1	–	2	–	–	1	–	–	–	–	–	–	–
State Police - Wythe CO	–	60	40	20	43	30	35	30	24	20	13	14	14
Wythe County Sheriff's Office	38	52	76	100	81	109	100	58	79	56	48	37	21
Wytheville Police Department	26	21	39	29	27	31	35	14	13	9	12	12	9

APPENDIX K: Virginia UCR Program: Group B DUI Arrests by Locality

Locality and Law Enforcement Agencies	Average Number of Sworn Officers, 2010-2021	2010	2011	2012	2013	2014	2015	2016	2017	2018	2019	2020	2021
York County		147	172	116	155	136	111	113	149	211	176	117	114
State Police - York CO	–	–	1	2	1	23	25	25	47	68	43	23	22
York - Poquoson Sheriff's Office	90	147	171	114	154	113	86	88	102	143	133	94	92

Source: Virginia State Police. *Crime in Virginia* , 2010-2021, based on total reported Group B DUI arrests.

Note: due to the Uniform Crime Reporting Program arrest count methodology, these numbers do not account for *all* DUI arrests made by law enforcement agencies.

The CCRE will have a greater volume due to its inclusion of all arrests stemming from multiple offense arrests.

APPENDIX L: VIRGINIA COURT DATA: CHARGES FILED AND CONVICTIONS FOR DUI-RELATED OFFENSES

The following tables detail the number of charges and convictions for DUI-related offenses at each court level in Virginia (circuit court, general district court, and juvenile & domestic relations district court). The number of charges and/or convictions in the circuit court cannot be added to the number of charges and/or convictions in the district courts for purposes of determining the total number of charges and/or convictions across Virginia. The charges and/or convictions in the circuit court may have originated in either the circuit court (direct indictment) or in the district courts (preliminary hearing or misdemeanor appeal).

Table 1a: DUI Involuntary Manslaughter Charges (§ 18.2-36.1)

DUI Involuntary Manslaughter (§ 18.2-36.1)		2010	2011	2012	2013	2014	2015	2016	2017	2018	2019	2020	2021
Circuit Court	§ 18.2-36.1(A)	31	28	23	26	33	22	26	20	23	20	28	29
	§ 18.2-36.1(B) - Aggravated	19	22	17	16	21	25	20	20	22	20	24	25
General District Court	§ 18.2-36.1(A)	19	9	15	15	16	18	9	13	13	21	17	19
	§ 18.2-36.1(B) - Aggravated	4	9	11	9	9	13	11	9	8	1	19	8
J&DR District Court	§ 18.2-36.1(A)	6	3	2	2	2	2	2	2	4	3	3	3
	§ 18.2-36.1(B) - Aggravated	0	0	0	0	0	1	0	0	0	0	0	0

Table 1b: DUI Involuntary Manslaughter Convictions (§ 18.2-36.1)

DUI Involuntary Manslaughter (§ 18.2-36.1)		2010	2011	2012	2013	2014	2015	2016	2017	2018	2019	2020	2021
Circuit Court	§ 18.2-36.1(A)	20	23	25	29	20	29	24	23	19	31	13	21
	§ 18.2-36.1(B) - Aggravated	15	10	15	5	13	12	11	15	8	8	7	15

Table 2a: DUI Maiming Charges (§ 18.2-51.4)

DUI Maiming (§ 18.2-51.4)		2010	2011	2012	2013	2014	2015	2016	2017	2018	2019	2020	2021
Circuit Court	§ 18.2-51.4(A) - Permanently impaired (retired 7/1/19)	27	40	34	44	47	56	53	55	55	37	5	2
	§ 18.2-51.4(A) - Serious injury (effective 7/1/2019)	0	0	0	0	0	0	0	0	0	1	18	29
	§ 18.2-51.4(B) - Permanently impaired (effective 7/1/2019)	0	0	0	0	0	0	0	0	0	9	57	58
General District Court	§ 18.2-51.4(A) - Permanently impaired (retired 7/1/19)	26	18	31	32	32	43	22	46	34	17	3	0
	§ 18.2-51.4(A) - Serious injury (effective 7/1/2019)	0	0	0	0	0	0	0	0	0	1	12	17
	§ 18.2-51.4(B) - Permanently impaired (effective 7/1/2019)	0	0	0	0	0	0	0	0	0	17	41	62
J&DR District Court	§ 18.2-51.4(A) - Permanently impaired (retired 7/1/19)	4	8	4	4	2	3	0	1	0	1	2	0
	§ 18.2-51.4(A) - Serious injury (effective 7/1/2019)	0	0	0	0	0	0	0	0	0	0	0	0
	§ 18.2-51.4(B) - Permanently impaired (effective 7/1/2019)	0	0	0	0	0	0	0	0	0	4	8	7

Note: Virginia's DUI maiming statute (Va. Code § 18.2-51.4) was amended significantly on July 1, 2019. Prior to this date, subsection A only applied if the DUI resulted in permanent impairment. After this date, subsection A applies to serious injury and the newly created subsection B applies to permanent impairment. See 2019 Va. Acts ch. 465. Retrieved from <https://lis.virginia.gov/cgi-bin/legp604.exe?191+sum+HB1941>.

Table 2b: DUI Maiming Convictions (§ 18.2-51.4)

DUI Maiming (§ 18.2-51.4)		2010	2011	2012	2013	2014	2015	2016	2017	2018	2019	2020	2021
Circuit Court	§ 18.2-51.4(A) - Permanently impaired (retired 7/1/19)	12	20	30	29	16	44	34	48	35	32	7	9
	§ 18.2-51.4(A) - Serious injury (effective 7/1/2019)	0	0	0	0	0	0	0	0	0	1	3	18
	§ 18.2-51.4(B) - Permanently impaired (effective 7/1/2019)	0	0	0	0	0	0	0	0	0	1	9	32

Table 3a: General DUI Charges (§ 18.2-266)

General DUI (§ 18.2-266)		2010	2011	2012	2013	2014	2015	2016	2017	2018	2019	2020	2021
Circuit Court	Total Charges	3,685	3,723	3,670	3,879	3,655	3,287	3,150	3,058	3,117	3,088	2,364	2,828
	Felony	1,098	1,078	1,071	1,077	1,018	953	928	900	896	853	661	788
	Misdemeanor	2,587	2,645	2,599	2,802	2,637	2,334	2,222	2,158	2,221	2,235	1,703	2,040
General District Court	Total Charges	31,721	31,875	30,903	29,203	26,741	24,168	22,757	23,416	23,492	24,352	19,607	19,592
	Felony	1,563	1,514	1,459	1,415	1,348	1,231	1,131	1,163	1,119	1,161	971	1,009
	Misdemeanor	30,158	30,361	29,444	27,788	25,393	22,937	21,626	22,253	22,373	23,191	18,636	18,583
J&DR District Court	Total Charges	203	148	207	199	220	176	177	134	179	162	135	94
	Felony	31	23	32	38	45	29	34	20	26	31	19	14
	Misdemeanor	172	125	175	161	175	147	143	114	153	131	116	80

Table 3b: General Drug-Related DUI Charges (§ 18.2-266)

General Drug-Related DUI (§ 18.2-266)		2010	2011	2012	2013	2014	2015	2016	2017	2018	2019	2020	2021
Circuit Court	Total Drug-Related Charges	77	53	62	93	63	53	62	64	76	53	44	278
	Felony	12	12	13	12	6	6	10	5	9	9	1	10
	Misdemeanor	65	41	49	81	57	47	52	59	67	44	43	268
General District Court	Total Drug-Related Charges	502	506	427	372	392	378	302	247	200	156	385	1,512
	Felony	6	5	4	3	4	2	4	0	6	4	5	14
	Misdemeanor	496	501	423	369	388	376	298	247	194	152	380	1,498
J&DR District Court	Total Drug-Related Charges	1	6	20	11	6	17	11	3	18	16	17	15
	Felony	0	6	19	8	0	0	1	0	0	0	1	0
	Misdemeanor	1	0	1	3	6	17	10	3	18	16	16	15

Table 3c: General DUI Convictions (§ 18.2-266)

General DUI (§ 18.2-266)		2010	2011	2012	2013	2014	2015	2016	2017	2018	2019	2020	2021
Circuit Court	Total Convictions	3,062	3,257	3,165	3,303	3,151	2,840	2,688	2,667	2,670	2,638	1,853	2,430
	Felony	894	929	857	922	864	791	782	796	767	706	536	643
	Misdemeanor	2,168	2,328	2,308	2,381	2,287	2,049	1,906	1,871	1,903	1,932	1,317	1,787
General District Court	Total Convictions	24,575	24,042	23,891	22,272	20,395	18,466	16,814	16,669	17,171	16,816	13,009	14,314
	Felony	0	0	0	1	2	1	0	0	0	0	0	0
	Misdemeanor	24,575	24,042	23,891	22,271	20,393	18,465	16,814	16,669	17,171	16,816	13,009	14,314
J&DR District Court	Total Convictions	22	8	27	16	9	8	14	16	11	18	7	8
	Felony	0	0	0	0	0	0	0	0	0	0	0	0
	Misdemeanor	22	8	27	16	9	8	14	16	11	18	7	8

Table 3d: General Drug-Related DUI Convictions (§ 18.2-266)

General Drug-Related DUI (§ 18.2-266)		2010	2011	2012	2013	2014	2015	2016	2017	2018	2019	2020	2021
Circuit Court	Total Drug-Related Convictions	51	60	43	70	59	55	45	54	78	48	37	144
	Felony	8	17	8	13	14	10	7	5	9	8	3	9
	Misdemeanor	43	43	35	57	45	45	38	49	69	40	34	135
General District Court	Total Drug-Related Convictions	348	343	277	211	215	178	165	160	134	95	78	548
	Felony	0	0	0	0	0	0	0	0	0	0	0	0
	Misdemeanor	348	343	277	211	215	178	165	160	134	95	78	548
J&DR District Court	Total Drug-Related Convictions	0	0	0	0	0	0	0	0	0	1	0	0
	Felony	0	0	0	0	0	0	0	0	0	0	0	0
	Misdemeanor	0	0	0	0	0	0	0	0	0	1	0	0

Table 4a: Underage DUI Charges (§ 18.2-266.1)

Underage DU (§ 18.2-266.1)		2010	2011	2012	2013	2014	2015	2016	2017	2018	2019	2020	2021
Circuit Court	§ 18.2-266.1 (retired 7/1/2011)	6	12	0	0	0	0	0	0	0	0	0	0
	§ 18.2-266.1 (effective 7/1/2011)	17	6	22	18	21	21	15	10	12	14	2	7
General District Court	§ 18.2-266.1 (retired 7/1/2011)	266	242	1	0	0	0	0	0	0	0	0	0
	§ 18.2-266.1 (effective 7/1/2011)	255	272	523	498	384	360	335	290	262	255	253	211
J&DR District Court	§ 18.2-266.1 (retired 7/1/2011)	0	3	0	0	0	0	0	0	0	0	0	0
	§ 18.2-266.1 (effective 7/1/2011)	0	1	2	2	2	1	0	0	1	2	2	0

Table 4b: Underage DUI Convictions (§ 18.2-266.1)

Underage DUI (§ 18.2-266.1)		2010	2011	2012	2013	2014	2015	2016	2017	2018	2019	2020	2021
Circuit Court	§ 18.2-266.1 (retired 7/1/2011)	0	11	4	0	0	0	0	0	0	0	0	0
	§ 18.2-266.1 (effective 7/1/2011)	13	3	14	15	17	15	12	5	8	9	7	6
General District Court	§ 18.2-266.1 (retired 7/1/2011)	122	309	3	0	0	0	0	0	0	0	0	0
	§ 18.2-266.1 (effective 7/1/2011)	309	129	360	360	288	268	236	211	170	158	159	139
J&DR District Court	§ 18.2-266.1 (retired 7/1/2011)	0	0	0	0	0	0	0	0	0	0	0	0
	§ 18.2-266.1 (effective 7/1/2011)	0	0	0	1	0	0	0	0	0	0	0	0

Table 5a: General DUI Refusal Charges (§ 18.2-268.3)

General DUI Refusal (§ 18.2-268.3)		2010	2011	2012	2013	2014	2015	2016	2017	2018	2019	2020	2021
Circuit Court	Total Charges	621	645	692	770	722	652	645	523	530	528	389	460
	Civil Violation	418	432	463	485	469	363	379	278	313	324	223	267
	Misdemeanor	203	213	229	285	253	289	266	245	217	204	166	193
General District Court	Total Charges	2,950	4,363	5,152	5,514	5,529	4,990	4,615	4,423	4,572	4,827	3,828	3,981
	Civil Violation	1,489	2,862	3,736	3,765	3,812	3,465	3,296	3,231	3,371	3,626	2,903	3,120
	Misdemeanor	1,461	1,501	1,416	1,749	1,717	1,525	1,319	1,192	1,201	1,201	925	861
J&DR District Court	Total Charges	35	27	42	32	44	37	25	23	16	22	9	14
	Civil Violation	11	13	15	5	13	10	7	6	5	7	2	3
	Misdemeanor	24	14	27	27	31	27	18	17	11	15	7	11

Note: Virginia's motor vehicle DUI refusal statute (Va. Code § 18.2-268.3) was amended significantly on March 16, 2017, in response to the U.S. Supreme Court decision in *Birchfield v. North Dakota*, 136 S. Ct. 2160 (2016). See 2017 Va. Acts ch. 623. Retrieved from <https://lis.virginia.gov/cgi-bin/legp604.exe?171+sum+HB2327>.

Table 5b: General DUI Refusal Convictions (§ 18.2-268.3)

General DUI Refusal (§ 18.2-268.3)		2010	2011	2012	2013	2014	2015	2016	2017	2018	2019	2020	2021
Circuit Court	Total Convictions	194	229	228	259	239	214	236	180	156	157	100	115
	Civil Violation	114	147	147	168	149	118	121	92	68	90	44	61
	Misdemeanor	80	82	81	91	90	96	115	88	88	67	56	54
General District Court	Total Convictions	550	721	877	1,018	974	813	680	539	587	585	412	467
	Civil Violation	259	389	566	636	616	516	495	396	458	457	339	392
	Misdemeanor	291	332	311	382	358	297	185	143	129	128	73	75
J&DR District Court	Total Convictions	0	0	2	0	1	1	0	0	0	1	1	1
	Civil Violation	0	0	1	0	0	1	0	0	0	0	1	1
	Misdemeanor	0	0	1	0	1	0	0	0	0	1	0	0

Note: Virginia's motor vehicle DUI refusal statute (Va. Code § 18.2-268.3) was amended significantly on March 16, 2017, in response to the U.S. Supreme Court decision in *Birchfield v. North Dakota*, 136 S. Ct. 2160 (2016). See 2017 Va. Acts ch. 623. Retrieved from <https://lis.virginia.gov/cgi-bin/legp604.exe?171+sum+HB2327>.

Table 6a: Ignition Interlock Tampering Charges (§ 18.2-270.1)

Ignition Interlock Tampering (§ 18.2-270.1)		2010	2011	2012	2013	2014	2015	2016	2017	2018	2019	2020	2021
Circuit Court	§ 18.2-270.1(G)	1	1	3	1	2	1	1	3	5	11	4	6
General District Court	§ 18.2-270.1(G)	14	8	13	19	30	23	52	46	167	136	178	101
J&DR District Court	§ 18.2-270.1(G)	1	0	0	0	1	1	1	0	0	1	0	0

Table 6b: Ignition Interlock Tampering Convictions (§ 18.2-270.1)

Ignition Interlock Tampering (§ 18.2-270.1)		2010	2011	2012	2013	2014	2015	2016	2017	2018	2019	2020	2021
Circuit Court	§ 18.2-270.1(G)	1	0	0	1	1	1	0	1	1	11	5	4
General District Court	§ 18.2-270.1(G)	3	1	6	5	9	7	13	12	53	91	65	55
J&DR District Court	§ 18.2-270.1(G)	0	0	0	0	0	0	0	0	0	0	0	0

Table 7a: Driving after DUI Forfeiture of License Charges (§ 18.2-272)

Driving after DUI Forfeiture of License (§ 18.2-272)	2010	2011	2012	2013	2014	2015	2016	2017	2018	2019	2020	2021
Circuit Court § 18.2-272(B)	31	36	34	31	28	33	25	38	29	45	32	43
General District Court § 18.2-272(B)	235	268	292	279	261	219	183	244	257	253	222	292
J&DR District Court § 18.2-272(B)	2	7	4	6	3	1	3	1	3	6	2	2

Table 7b: Driving after DUI Forfeiture of License Convictions (§ 18.2-272)

Driving after DUI Forfeiture of License (§ 18.2-272)	2010	2011	2012	2013	2014	2015	2016	2017	2018	2019	2020	2021
Circuit Court § 18.2-272(B)	25	27	29	20	23	22	21	18	19	30	16	19
General District Court § 18.2-272(B)	104	138	162	121	138	96	84	75	94	106	59	84
J&DR District Court § 18.2-272(B)	0	0	0	1	0	0	0	1	0	0	0	0

Table 8a: Commercial DUI Charges (§ 46.2-341.24)

Commercial DUI (§ 46.2-341.24)	2010	2011	2012	2013	2014	2015	2016	2017	2018	2019	2020	2021
Total Charges	0	4	1	4	2	2	2	2	2	3	1	7
Circuit Court												
Felony	0	0	0	0	0	0	0	0	0	1	0	0
Misdemeanor	0	4	1	4	2	2	2	2	2	2	1	7
Total Charges	17	22	19	15	19	26	18	16	20	27	20	25
General District Court												
Felony	0	0	0	0	0	0	0	0	0	1	0	0
Misdemeanor	17	22	19	15	19	26	18	16	20	26	20	25
Total Charges	2	1	0	1	0	1	0	1	0	0	1	0
J&DR District Court												
Felony	0	0	0	0	0	0	0	0	0	0	0	0
Misdemeanor	2	1	0	1	0	1	0	1	0	0	1	0

Table 8b: Commercial DUI Convictions (§ 46.2-341.24)

Commercial DUI (§ 46.2-341.24)		2010	2011	2012	2013	2014	2015	2016	2017	2018	2019	2020	2021
Circuit Court	Total Convictions	0	4	1	2	2	1	3	1	0	1	0	2
	Felony	0	0	0	0	0	0	0	0	0	0	0	0
	Misdemeanor	0	4	1	2	2	1	3	1	0	1	0	2
General District Court	Total Convictions	6	4	8	13	13	10	9	6	13	13	10	15
	Felony	0	0	0	0	0	0	0	0	0	0	0	0
	Misdemeanor	6	4	8	13	13	10	9	6	13	13	10	15
J&DR District Court	Total Convictions	0	0	0	0	0	0	0	0	0	0	0	0
	Felony	0	0	0	0	0	0	0	0	0	0	0	0
	Misdemeanor	0	0	0	0	0	0	0	0	0	0	0	0

Table 9a: Commercial DUI Refusal Charges (§ 46.2-341.26:3)

Commercial DUI Refusal (§ 46.2-341.26:3)		2010	2011	2012	2013	2014	2015	2016	2017	2018	2019	2020	2021
Circuit Court	Total Charges	0	0	0	0	0	0	0	0	0	1	0	1
	Civil Violation	0	0	0	0	0	0	0	0	0	1	0	1
	Misdemeanor	0	0	0	0	0	0	0	0	0	0	0	0
General District Court	Total Charges	0	0	0	0	0	0	0	2	3	6	2	6
	Civil Violation	0	0	0	0	0	0	0	2	3	6	2	5
	Misdemeanor	0	0	0	0	0	0	0	0	0	0	0	1
J&DR District Court	Total Charges	0	0	0	0	0	0	0	0	0	0	0	0
	Civil Violation	0	0	0	0	0	0	0	0	0	0	0	0
	Misdemeanor	0	0	0	0	0	0	0	0	0	0	0	0

Table 9b: Commercial DUI Refusal Convictions (§ 46.2-341.26:3)

Commercial DUI Refusal (§ 46.2-341.26:3)		2010	2011	2012	2013	2014	2015	2016	2017	2018	2019	2020	2021
Circuit Court	Total Convictions	0	0	0	0	0	0	0	0	0	0	0	0
	Civil Violation	0	0	0	0	0	0	0	0	0	0	0	0
	Misdemeanor	0	0	0	0	0	0	0	0	0	0	0	0
General District Court	Total Convictions	0	0	0	0	0	0	0	0	1	0	0	1
	Civil Violation	0	0	0	0	0	0	0	0	1	0	0	1
	Misdemeanor	0	0	0	0	0	0	0	0	0	0	0	0
J&DR District Court	Total Convictions	0	0	0	0	0	0	0	0	0	0	0	0
	Civil Violation	0	0	0	0	0	0	0	0	0	0	0	0
	Misdemeanor	0	0	0	0	0	0	0	0	0	0	0	0

Table 10a: Other Commercial DUI Offense Charges (§§ 46.2-341.29 and 46.2-341.31)

Other Commercial DUI Offense		2010	2011	2012	2013	2014	2015	2016	2017	2018	2019	2020	2021
Circuit Court	§ 46.2-341.29	0	1	1	0	0	1	0	0	0	0	0	0
	§ 46.2-341.31	0	1	0	1	0	1	0	0	0	0	0	0
General District Court	§ 46.2-341.29	2	1	5	3	1	2	0	5	0	0	1	0
	§ 46.2-341.31	5	2	7	4	0	7	1	2	3	3	2	1
J&DR District Court	§ 46.2-341.29	0	0	0	0	0	0	0	0	0	0	0	0
	§ 46.2-341.31	0	0	0	0	0	0	0	0	0	0	0	0

Table 10b: Other Commercial DUI Offense Convictions (§§ 46.2-341.29 and 46.2-341.31)

Other Commercial DUI Offense		2010	2011	2012	2013	2014	2015	2016	2017	2018	2019	2020	2021
Circuit Court	§ 46.2-341.29	0	1	1	0	0	1	0	0	0	0	0	0
	§ 46.2-341.31	0	0	0	0	0	0	0	0	0	0	0	0
General District Court	§ 46.2-341.29	1	1	3	3	0	1	1	1	0	0	0	0
	§ 46.2-341.31	0	0	1	1	0	0	0	0	0	0	0	0
J&DR District Court	§ 46.2-341.29	0	0	0	0	0	0	0	0	0	0	0	0
	§ 46.2-341.31	0	0	0	0	0	0	0	0	0	0	0	0

Table 11a: DUI Offenses - Type Not Clear and Ordinance Violation Charges

DUI Offenses -Type Not Clear/ Ordinance Violations		2010	2011	2012	2013	2014	2015	2016	2017	2018	2019	2020	2021
Circuit Court	DUI, Type Not Clear	24	23	24	29	24	21	15	11	9	10	5	7
	Ordinance Violation	5	14	1	3	5	4	0	2	4	2	0	0
General District Court	DUI, Type Not Clear	418	448	360	268	207	212	171	164	131	85	42	29
	Ordinance Violation	0	0	0	0	0	0	1	0	0	0	0	0
J&DR District Court	DUI, Type Not Clear	10	6	15	14	5	18	18	6	1	3	1	13
	Ordinance Violation	0	1	0	0	0	0	0	0	0	0	0	0

Table 11b: DUI Offenses - Type Not Clear and Ordinance Violation Convictions

DUI Offenses - Type Not Clear/ Ordinance Violations		2010	2011	2012	2013	2014	2015	2016	2017	2018	2019	2020	2021
Circuit Court	DUI, Type Not Clear	33	16	34	31	22	17	18	11	9	10	3	10
	Ordinance Violation	1	7	7	3	1	4	2	0	3	3	0	0
General District Court	DUI, Type Not Clear	460	513	443	383	320	304	253	196	208	171	68	57
	Ordinance Violation	0	0	0	0	0	0	0	0	0	0	0	0
J&DR District Court	DUI, Type Not Clear	1	2	0	3	1	0	0	0	0	0	0	0
	Ordinance Violation	0	0	0	0	0	0	0	0	0	0	0	0

**APPENDIX M: DUI Breath Tests Administered by Agency
Count, 2010-2021**

AGENCY NAME	Average # of Sworn Officers	AGENCY TYPE	2010	2011	2012	2013	2014	2015	2016	2017	2018	2019	2020	2021
STATEWIDE TOTALS		ALL	23,189	23,061	22,090	20,663	18,138	15,937	14,968	15,676	15,276	15,197	11,257	10,864
CITY POLICE DEPARTMENTS														
Alexandria PD	311	City Police Department	225	264	202	224	210	182	142	203	133	101	47	73
Bristol PD	52	City Police Department	63	52	46	45	43	68	58	72	58	46	43	44
Buena Vista PD	15	City Police Department	46	47	47	30	17	13	20	19	20	22	6	13
Charlottesville PD	114	City Police Department	92	104	88	55	42	49	60	56	54	42	25	23
Chesapeake PD	376	City Police Department	574	710	728	676	372	279	288	295	253	318	307	313
Colonial Heights PD	51	City Police Department	224	176	167	136	172	105	116	119	129	100	72	69
Covington PD	17	City Police Department	25	19	17	21	16	22	21	16	10	15	4	8
Danville PD	123	City Police Department	176	190	203	137	112	98	100	120	78	73	58	54
Emporia PD	25	City Police Department	37	32	43	40	32	38	17	45	48	36	19	7
Fairfax City PD	62	City Police Department	63	127	75	46	66	47	23	34	43	54	17	23
Falls Church PD	33	City Police Department	29	59	32	58	60	45	32	25	6	10	32	13
Franklin PD	26	City Police Department	31	48	50	23	20	8	4	6	8	11	13	1
Fredericksburg PD	69	City Police Department	108	98	112	138	98	63	75	94	105	116	86	98
Galax PD	24	City Police Department	28	34	36	35	36	24	30	23	22	22	32	14
Hampton PD	283	City Police Department	269	326	271	246	160	164	118	89	101	79	83	103
Harrisonburg PD	94	City Police Department	138	155	151	136	131	105	125	115	110	88	47	92
Hopewell PD	61	City Police Department	34	36	30	30	46	43	25	29	30	28	19	16
Lexington PD	17	City Police Department	16	14	14	14	5	22	14	11	13	11	6	9
Lynchburg PD	165	City Police Department	118	147	211	220	160	135	175	164	100	108	106	88
Manassas Park PD	31	City Police Department	46	44	63	79	43	31	42	41	31	34	32	25
Manassas PD	90	City Police Department	106	126	156	157	123	87	76	85	61	81	49	63
Martinsville PD	47	City Police Department	40	33	59	26	38	26	26	23	28	39	37	20
Newport News PD	422	City Police Department	376	354	367	321	288	186	150	130	129	207	195	189
Norfolk PD	706	City Police Department	423	503	470	352	315	234	250	247	231	174	99	90
Norton PD	16	City Police Department	63	87	34	31	14	17	7	14	11	17	18	7
Petersburg PD	99	City Police Department	50	64	89	60	59	48	38	40	52	28	41	31
Poquoson PD	24	City Police Department	29	26	19	23	13	11	23	27	19	14	16	15
Portsmouth PD	229	City Police Department	260	137	142	166	170	134	97	107	122	98	69	47
Radford PD	36	City Police Department	101	112	128	78	71	53	68	69	54	62	53	131
Richmond PD	719	City Police Department	387	336	279	150	143	144	111	171	182	175	80	97
Roanoke PD	245	City Police Department	246	290	287	261	208	145	134	188	201	181	117	102
Salem PD	62	City Police Department	76	57	51	61	42	31	57	78	88	33	36	21
Staunton PD	48	City Police Department	92	89	68	71	77	58	56	45	47	46	32	28
Suffolk PD	181	City Police Department	233	236	211	165	174	153	162	205	207	201	148	133
Virginia Beach PD	773	City Police Department	1,747	1,783	1,633	1,618	1,480	1,336	1,270	1,242	1,329	1,180	738	701
Waynesboro PD	44	City Police Department	89	83	83	74	65	42	23	29	36	20	21	15
Williamsburg PD	37	City Police Department	62	71	77	70	51	64	57	84	58	84	37	51
Winchester PD	75	City Police Department	193	240	191	165	174	185	113	143	154	117	73	55
COUNTY POLICE DEPARTMENTS														
Albemarle County PD	130	County Police Department	193	156	195	121	121	118	102	107	124	148	115	89
Arlington County PD	351	County Police Department	436	519	648	561	486	350	363	262	240	234	166	221
Chesterfield County PD	500	County Police Department	218	223	287	226	210	193	168	122	92	150	197	258
Fairfax County PD	1394	County Police Department	2,153	2,286	1,877	1,967	1,541	1,104	1,187	1,299	1,199	1,200	681	689
Henrico County PD	622	County Police Department	724	693	623	543	512	583	566	752	717	720	426	351
James City County PD	96	County Police Department	319	272	225	160	157	139	107	103	148	154	112	124
Prince George County PD	54	County Police Department	44	16	23	36	40	25	32	34	37	33	28	40

**APPENDIX M: DUI Breath Tests Administered by Agency
Count, 2010-2021**

AGENCY NAME	Average # of Sworn Officers	AGENCY TYPE	2010	2011	2012	2013	2014	2015	2016	2017	2018	2019	2020	2021
Prince William County PD	612	County Police Department	1,435	1,621	1,447	1,228	1,292	1,024	831	804	1,007	1,022	681	609
Roanoke County PD	136	County Police Department	262	247	248	206	154	145	149	181	236	193	125	85
PRIMARY COUNTY SHERIFF'S OFFICES														
Accomack County SO	56	Primary Sheriff's Office	2	–	6	12	–	6	13	8	10	22	6	6
Alleghany County SO	43	Primary Sheriff's Office	41	27	24	21	18	17	12	8	17	11	6	3
Amelia County SO	17	Primary Sheriff's Office	28	23	18	16	5	8	8	13	16	18	9	9
Amherst County SO	47	Primary Sheriff's Office	130	88	88	60	52	51	36	50	43	36	30	40
Appomattox County SO	23	Primary Sheriff's Office	13	15	18	17	26	17	29	21	12	16	6	3
Augusta County SO	69	Primary Sheriff's Office	37	35	22	15	36	30	23	30	33	39	22	31
Bath County SO	14	Primary Sheriff's Office	–	2	2	2	1	1	–	1	3	2	–	–
Bedford County SO	82	Primary Sheriff's Office	52	34	43	59	49	28	44	51	51	42	24	22
Bland County SO	11	Primary Sheriff's Office	5	6	3	–	3	–	3	1	–	1	–	–
Botetourt County SO	94	Primary Sheriff's Office	61	57	36	43	50	52	45	37	27	18	32	36
Brunswick County SO	28	Primary Sheriff's Office	23	16	41	29	16	16	9	12	18	43	29	21
Buchanan County SO	34	Primary Sheriff's Office	–	–	7	19	13	11	5	3	–	1	1	–
Buckingham County SO	19	Primary Sheriff's Office	24	20	17	11	10	7	6	9	5	7	6	9
Campbell County SO	61	Primary Sheriff's Office	81	63	58	59	79	38	38	45	13	45	46	38
Caroline County SO	49	Primary Sheriff's Office	61	51	53	43	24	22	38	59	44	59	30	19
Carroll County SO	35	Primary Sheriff's Office	17	20	20	14	12	21	10	9	13	26	13	10
Charles City County SO	11	Primary Sheriff's Office	11	22	14	7	6	1	6	5	7	5	7	–
Charlotte County SO	31	Primary Sheriff's Office	34	28	28	31	37	18	24	12	22	14	16	8
Clarke County SO	17	Primary Sheriff's Office	25	21	29	39	29	17	20	25	15	30	19	7
Craig County SO	9	Primary Sheriff's Office	7	10	8	7	1	4	3	1	2	6	11	7
Culpeper County SO	86	Primary Sheriff's Office	9	17	56	68	79	78	51	67	75	73	44	38
Cumberland County Sheriff's Office	15	Primary Sheriff's Office	6	20	21	16	31	13	7	8	10	10	3	2
Dickenson County Sheriff's Office	21	Primary Sheriff's Office	5	12	5	3	6	15	15	6	9	6	24	11
Dinwiddie County Sheriff's Office	42	Primary Sheriff's Office	37	85	47	35	30	16	29	24	21	14	13	8
Essex County Sheriff's Office	13	Primary Sheriff's Office	1	–	–	–	1	4	2	5	3	1	3	2
Fauquier County SO	131	Primary Sheriff's Office	183	193	163	147	140	95	79	104	101	100	72	109
Floyd County Sheriff's Office	22	Primary Sheriff's Office	4	14	10	18	13	7	9	16	10	14	11	12
Fluvanna County Sheriff's Office	32	Primary Sheriff's Office	22	34	29	66	36	18	46	42	51	36	42	22
Franklin County SO	76	Primary Sheriff's Office	34	32	58	63	100	66	48	62	69	70	25	47
Frederick CO SO	120	Primary Sheriff's Office	130	146	152	187	158	146	121	121	116	114	236	166
Giles County Sheriff's Office	25	Primary Sheriff's Office		17	16	14	9	12	11	11	14	9	11	9
Gloucester County SO	75	Primary Sheriff's Office	87	59	41	73	49	47	62	61	74	73	51	40
Goochland County Sheriff's Office	36	Primary Sheriff's Office	33	55	43	42	47	58	74	80	67	80	35	49
Grayson County Sheriff's Office	25	Primary Sheriff's Office	7	29	20	24	23	29	17	34	17	13	10	6
Greene County Sheriff's Office	24	Primary Sheriff's Office	12	28	9	15	20	30	22	33	29	20	15	3
Greensville County Sheriff's Office	23	Primary Sheriff's Office	5	8	11	9	2	4	2	7	15	7	5	1
Halifax County Sheriff's Office	34	Primary Sheriff's Office	1	15	19	10	21	38	25	26	13	23	14	12
Hanover County SO	230	Primary Sheriff's Office	232	280	316	234	263	156	173	177	121	136	148	197
Henry County Sheriff's Office	119	Primary Sheriff's Office	5	27	22	17	18	5	8	29	24	18	12	5
Highland County Sheriff's Office	7	Primary Sheriff's Office	–	–	1	–	–	–	–	–	–	2	4	–
Isle of Wight County Sheriff's Office	46	Primary Sheriff's Office	5	17	25	48	53	44	61	74	60	65	71	37
King & Queen County Sheriff's Office	12	Primary Sheriff's Office	9	19	35	24	27	14	22	18	16	28	33	24
King George County Sheriff's Office	35	Primary Sheriff's Office	18	52	38	31	30	39	37	63	61	44	29	44
King William County Sheriff's Office	21	Primary Sheriff's Office	8	17	19	24	10	12	5	9	5	4	11	17
Lancaster County Sheriff's Office	30	Primary Sheriff's Office	1	3	6	6	9	4	11	11	8	8	5	14
Lee County Sheriff's Office	32	Primary Sheriff's Office	3	10	17	11	19	9	10	9	3	3	4	1

**APPENDIX M: DUI Breath Tests Administered by Agency
Count, 2010-2021**

AGENCY NAME	Average # of Sworn Officers	AGENCY TYPE	2010	2011	2012	2013	2014	2015	2016	2017	2018	2019	2020	2021
Loudoun County SO	534	Primary Sheriff's Office	427	419	367	347	302	294	273	233	243	257	183	166
Louisa County SO	48	Primary Sheriff's Office	40	68	67	52	56	65	39	39	27	36	44	41
Lunenburg County Sheriff's Office	13	Primary Sheriff's Office	2	5	5	6	5	8	6	10	10	6	3	1
Madison County Sheriff's Office	20	Primary Sheriff's Office	4	34	33	30	31	29	28	25	18	16	8	12
Mathews County SO	11	Primary Sheriff's Office	9	13	13	8	6	4	3	3	7	4	3	6
Mecklenburg County Sheriff's Office	50	Primary Sheriff's Office	7	25	20	24	22	10	18	13	15	24	20	13
Middlesex County Sheriff's Office	19	Primary Sheriff's Office	9	15	7	15	12	8	7	5	11	6	19	8
Montgomery County SO	109	Primary Sheriff's Office	54	67	45	56	50	53	37	56	59	60	65	47
Nelson County Sheriff's Office	19	Primary Sheriff's Office	9	12	12	32	28		28	20	17	6	18	12
New Kent County SO	33	Primary Sheriff's Office	42	25	27	27	24	16	25	21	36	37	38	30
Northampton CO SO	66	Primary Sheriff's Office	3	8	11	8	1	2	4	2	-	1	5	5
Northumberland County SO	21	Primary Sheriff's Office	35	23	41	24	45	29	18	10	18	19	21	11
Nottoway County SO	14	Primary Sheriff's Office	7	9	4	3	6		2	1	1	1	1	4
Orange County SO	39	Primary Sheriff's Office	32	32	30	27	36	18	33	36	21	41	32	42
Page County SO	53	Primary Sheriff's Office	48	33	38	43	28	33	8	10	16	20	9	21
Patrick County Sheriff's Office	48	Primary Sheriff's Office	10	25	18	15	3	25	16	19	12	17	6	5
Pittsylvania County SO	113	Primary Sheriff's Office	19	26	15	13	25	40	24	16	18	28	8	3
Powhatan County Sheriff's Office	41	Primary Sheriff's Office	24	51	40	33	23	24	59	74	75	89	67	52
Prince Edward County Sheriff's Office	27	Primary Sheriff's Office	7	7	4	5	12	18	10	15	12	9	11	3
Pulaski County Sheriff's Office	47	Primary Sheriff's Office		11	33	22	18	27	19	48	33	17	18	7
Rappahannock County SO	20	Primary Sheriff's Office	12	15	16	21	27	34	28	16	32	39	25	37
Richmond County Sheriff's Office	13	Primary Sheriff's Office	2	6	6	4	8	19	11	11	7	3	-	8
Rockbridge County SO	35	Primary Sheriff's Office	43	36	39	28	18	32	27	24	32	20	12	10
Rockingham County SO	59	Primary Sheriff's Office	139	66	71	75	83	50	97	90	93	65	58	72
Russell County SO	34	Primary Sheriff's Office	12	12	29	36	29	17	20	16	15	5	22	8
Scott County Sheriff's Office	30	Primary Sheriff's Office	33	53	38	45	42	13	34	17	12	11	13	9
Shenandoah County SO	63	Primary Sheriff's Office	21	38	14	20	17	14	20	11	15	20	29	11
Smyth County SO	42	Primary Sheriff's Office	10	6	10	11	20	11	15	17	12	20	6	3
Southampton County SO	63	Primary Sheriff's Office	14	11	45	48	44	35	30	31	31	24	16	24
Spotsylvania CO SO	186	Primary Sheriff's Office	203	175	134	114	101	108	104	101	92	112	115	126
Stafford County SO	174	Primary Sheriff's Office	381	335	281	289	242	256	219	267	305	306	264	263
Surry County Sheriff's Office	13	Primary Sheriff's Office	1	3	5	4	3	8	6	10	9	7	6	9
Sussex County SO	39	Primary Sheriff's Office	7	12	15	16	20	13	25	23	16	15	26	22
Tazewell County Sheriff's Office	49	Primary Sheriff's Office	17	34	60	52	57	42	41	36	40	29	11	15
Warren County SO	54	Primary Sheriff's Office	52	33	40	42	48	44	28	27	38	37	54	61
Washington County Sheriff's Office	62	Primary Sheriff's Office	38	82	64	44	39	44	31	35	27	27	20	19
Westmoreland County Sheriff's Office	26	Primary Sheriff's Office	13	37	62	45	59	34	36	34	28	40	45	54
Wise County Sheriff's Office	50	Primary Sheriff's Office	22	47	22	15	22	33	33	34	21	33	25	15
Wythe County Sheriff's Office	38	Primary Sheriff's Office	15	48	78	58	73	61	37	44	27	34	15	10
York County SO	90	Primary Sheriff's Office	93	129	85	117	74	62	53	63	72	80	64	47
SECONDARY COUNTY SHERIFF'S OFFICES														
Albemarle County SO	24	Secondary Sheriff's Office	-	-	1	2	1	-	1	-	-	-	1	-
Alexandria SO	-	Secondary Sheriff's Office	8	6	5	1	-	-	-	-	-	-	-	-
Arlington County SO	-	Secondary Sheriff's Office	15	11	8	3	2	2	-	-	-	-	-	-
Chesterfield County SO	-	Secondary Sheriff's Office	554	540	502	531	454	532	423	406	408	495	417	333
Fairfax County Sheriff's Office	-	Secondary Sheriff's Office	-	-	-	-	-	-	-	-	1	-	-	-
Fredericksburg Sheriff's Office	-	Secondary Sheriff's Office	-	-	-	-	-	-	2	-	-	-	-	-
Hopewell Sheriff's Office	-	Secondary Sheriff's Office	-	5	3	2	1	2	3	1	3	3	4	-
Martinsville SO	-	Secondary Sheriff's Office	-	1	-	-	-	3	-	-	-	-	-	-

**APPENDIX M: DUI Breath Tests Administered by Agency
Count, 2010-2021**

AGENCY NAME	Average # of Sworn Officers	AGENCY TYPE	2010	2011	2012	2013	2014	2015	2016	2017	2018	2019	2020	2021
Newport News Sheriff's Office	–	Secondary Sheriff's Office	–	–	–	–	–	1	9	78	146	187	87	82
Portsmouth Sheriff's Office	–	Secondary Sheriff's Office	–	–	–	–	–	–	–	1	–	–	–	1
Prince George County Sheriff's Office	–	Secondary Sheriff's Office	3	1	–	–	1	–	–	–	–	–	–	–
Prince William County Sheriff's Office	–	Secondary Sheriff's Office	–	–	–	–	–	–	–	2	–	–	–	–
Roanoke City Sheriff's Office	–	Secondary Sheriff's Office	–	–	–	–	–	–	1	–	–	–	–	–
Roanoke County Sheriff's Office	–	Secondary Sheriff's Office	–	–	–	–	–	–	–	1	–	–	–	–
Winchester Sheriff's Office	–	Secondary Sheriff's Office	–	–	–	3	1	1	1	3	–	2	–	–
TOWN POLICE DEPARTMENTS														
Abingdon PD	25	Town Police Department	12	10	11	8	4	3	4	–	4	3	13	8
Alberta PD	–	Town Police Department	–	–	2	–	1	–	–	3	1	3	–	–
Altavista PD	12	Town Police Department	6	–	–	–	–	3	–	2	1	–	–	–
Amherst PD	5	Town Police Department	5	2	19	11	7	6	6	6	5	9	8	5
Appalachia PD	5	Town Police Department	–	–	7	2	–	–	–	–	–	–	–	–
Aquia Harbour PD	–	Town Police Department	–	–	1	–	–	–	–	–	–	–	–	–
Ashland PD	23	Town Police Department	22	22	30	36	22	24	17	14	18	15	5	6
Bedford PD	22	Town Police Department	38	41	29	28	31	21	17	15	15	18	20	18
Berryville PD	9	Town Police Department	8	30	9	3	8	8	5	2	5	7	3	10
Big Stone Gap PD	13	Town Police Department	10	20	11	5	7	5	8	2	6	6	3	2
Blacksburg PD	63	Town Police Department	96	60	75	68	69	74	106	73	53	67	34	36
Blackstone PD	11	Town Police Department	43	38	35	28	13	11	10	15	13	15	5	4
Bluefield PD	17	Town Police Department	18	16	24	6	15	7	5	7	3	3	–	6
Boykins PD	1	Town Police Department	–	–	–	–	2	–	–	1	–	–	1	–
Bowling Green PD	1	Town Police Department	–	–	–	–	–	–	1	–	3	5	–	–
Bridgewater PD	9	Town Police Department	3	11	11	16	19	13	7	8	12	21	8	–
Broadway PD	5	Town Police Department	14	11	10	2	1	2	–	1	3	2	–	5
Brookneal PD	1	Town Police Department	–	–	–	–	–	–	–	–	–	–	–	1
Cape Charles PD	6	Town Police Department	1	1	1	2	–	–	–	–	–	5	3	16
Cedar Bluff PD	3	Town Police Department	1	–	–	–	–	1	–	–	–	–	–	1
Chase City PD	9	Town Police Department	13	5	7	7	9	16	23	16	8	14	16	6
Chatham Police Department	3	Town Police Department	–	–	1	4	1	1	1	2	4	1	–	1
Chilhowie PD	6	Town Police Department	1	–	–	–	3	2	4	–	–	1	–	–
Chincoteague PD	10	Town Police Department	14	16	16	15	9	8	9	9	27	23	9	10
Christiansburg PD	59	Town Police Department	115	125	156	99	101	91	92	81	100	97	54	50
Clarksville PD	7	Town Police Department	8	6	5	5	2	8	10	1	–	1	12	10
Clifton Forge PD	10	Town Police Department	5	8	7	4	3	5	1	1	–	11	6	7
Clintwood PD	4	Town Police Department	7	5	5	2	3	4	3	1	3	2	–	–
Coeburn PD	6	Town Police Department	8	16	5	5	7	3	4	6	6	–	1	2
Colonial Beach PD	11	Town Police Department	15	10	22	12	2	4	5	9	12	12	21	6
Crewe PD	5	Town Police Department	–	1	7	1	5	10	8	7	1	–	–	–
Culpeper PD	41	Town Police Department	87	74	77	39	40	46	34	53	42	50	34	72
Damascus PD	5	Town Police Department	22	2	10	14	7	4	3	2	–	2	1	1
Dayton PD	6	Town Police Department	16	17	11	11	5	2	2	1	2	1	–	–
Dublin Police Department	8	Town Police Department	–	2	2	–	–	–	–	–	2	7	2	–
Dumfries PD	9	Town Police Department	–	–	–	–	–	–	–	–	–	1	7	8
Elkton PD	5	Town Police Department	8	6	2	7	5	1	2	4	–	–	–	–
Exmore PD	6	Town Police Department	–	–	–	4	10	6	7	7	3	5	2	3
Farmville PD	26	Town Police Department	84	87	97	104	78	44	31	59	43	26	14	25
Front Royal PD	36	Town Police Department	45	64	85	51	43	45	46	45	30	47	35	34

**APPENDIX M: DUI Breath Tests Administered by Agency
Count, 2010-2021**

AGENCY NAME	Average # of Sworn Officers	AGENCY TYPE	2010	2011	2012	2013	2014	2015	2016	2017	2018	2019	2020	2021
Gate City Police Department	5	Town Police Department	–	–	15	11	–	–	–	9	6	11	8	3
Glade Spring Police Department	2	Town Police Department	–	–	3	1	–	–	–	–	–	–	–	–
Glasgow Police Department	1	Town Police Department	–	–	–	2	–	–	–	–	–	–	–	–
Gordonsville PD	7	Town Police Department	3	9	4	1	1	1	1	–	–	1	4	3
Grottoes PD	6	Town Police Department	3	3	1	1	6	–	3	1	–	–	–	–
Halifax Police Department	5	Town Police Department	–	–	–	–	9	5	4	2	7	14	12	9
Haymarket PD	6	Town Police Department	–	2	7	5	10	23	13	6	11	16	6	–
Haysi PD	2	Town Police Department	–	–	–	–	–	–	1	–	–	–	–	–
Herndon PD	54	Town Police Department	10	4	15	29	44	79	43	43	72	64	88	78
Hillsville PD	13	Town Police Department	33	45	20	18	1	9	11	10	8	6	7	6
Hurt PD	2	Town Police Department	–	–	3	2	3	2	1	1	–	–	–	–
Independence PD	2	Town Police Department	–	–	–	1	1	–	1	1	–	1	1	1
Iron Gate PD	–	Town Police Department	–	2	2	2	–	–	–	–	–	–	–	–
Jonesville PD	3	Town Police Department	–	–	–	–	2	3	1	–	2	–	–	–
Kenbridge PD	4	Town Police Department	17	10	6	3	2	9	10	1	–	2	–	–
Kilmarnock PD	5	Town Police Department	–	–	–	–	–	–	–	1	–	–	–	–
Lawrenceville PD	6	Town Police Department	6	10	11	2	4	6	4	–	–	–	2	–
Lebanon PD	12	Town Police Department	13	16	13	13	8	20	8	10	14	15	2	4
Leesburg PD	80	Town Police Department	126	63	78	112	86	59	70	37	123	78	26	25
Louisa PD	6	Town Police Department	28	15	6	10	14	9	4	2	4	6	2	2
Luray PD	12	Town Police Department	15	7	9	11	10	5	18	26	17	11	5	5
Marion PD	19	Town Police Department	35	26	15	28	18	9	12	12	11	12	12	8
Middletown PD	3	Town Police Department	–	–	2	–	2	3	4	–	1	1	3	1
Mt. Jackson PD	5	Town Police Department	1	4	2	–	3	8	–	–	–	–	–	1
Narrows PD	5	Town Police Department	1	5	1	–	–	–	–	2	–	–	–	–
New Market PD	5	Town Police Department	30	23	11	5	2	15	5	8	5	3	3	2
Newsoms Police Department	–	Town Police Department	–	–	1	–	1	–	–	–	–	–	–	–
Occoquan Police Department	1	Town Police Department	–	–	–	–	–	–	–	–	–	–	–	5
Onancock PD	5	Town Police Department	8	6	11	–	3	7	2	3	–	2	2	–
Orange PD	14	Town Police Department	13	10	25	20	17	16	18	23	22	17	16	24
Pearisburg PD	7	Town Police Department	15	19	26	19	12	11	10	22	17	13	24	9
Pembroke PD	3	Town Police Department	1	–	3	–	–	–	–	–	–	–	–	1
Pennington Gap PD	6	Town Police Department	–	–	–	–	–	–	5	6	–	–	–	1
Pound Police Department	4	Town Police Department	–	–	–	–	1	–	–	–	–	–	–	–
Pulaski PD	27	Town Police Department	8	8	2	2	–	–	–	2	2	1	–	–
Purcellville PD	13	Town Police Department	18	12	8	4	9	8	20	16	16	21	3	9
Remington P.D.	1	Town Police Department	3	2	–	–	–	–	–	–	–	–	–	–
Richlands PD	17	Town Police Department	6	3	2	8	5	4	4	2	–	2	–	–
Rocky Mount PD	20	Town Police Department	85	58	59	38	30	28	34	22	14	10	6	–
Saltville PD	6	Town Police Department	–	–	–	–	1	–	1	–	–	–	–	–
Scottsville Police Department	–	Town Police Department	–	–	–	–	–	1	2	–	–	–	–	–
Shenandoah PD	5	Town Police Department	–	–	–	–	–	–	2	2	1	–	1	3
Smithfield PD	19	Town Police Department	67	54	46	51	50	41	24	55	34	21	23	20
South Boston PD	28	Town Police Department	41	35	24	45	24	15	20	14	17	33	19	23
South Hill PD	20	Town Police Department	33	20	38	20	18	27	27	22	31	32	15	14
St. Paul PD	6	Town Police Department	4	7	4	10	5	2	–	–	5	2	10	8
Stanley PD	4	Town Police Department	2	1	1	1	–	1	–	–	–	1	1	–
Stephens City PD	3	Town Police Department	–	–	–	3	1	1	–	–	–	–	–	–
Strasburg PD	18	Town Police Department	22	22	7	7	11	12	11	13	22	13	12	5

**APPENDIX M: DUI Breath Tests Administered by Agency
Count, 2010-2021**

AGENCY NAME	Average # of Sworn Officers	AGENCY TYPE	2010	2011	2012	2013	2014	2015	2016	2017	2018	2019	2020	2021
Tappahannock PD	9	Town Police Department	28	8	4	9	8	9	9	6	6	8	3	1
Tazewell PD	14	Town Police Department	1	18	32	23	8	4	8	7	6	11	7	7
Timberville PD	5	Town Police Department	–	3	3	–	1	–	–	–	–	1	–	–
Victoria PD	4	Town Police Department	–	–	2	1	–	–	4	3	2	3	5	2
Vienna PD	39	Town Police Department	40	44	56	39	57	43	20	22	11	15	5	8
Vinton PD	22	Town Police Department	40	39	36	37	27	33	36	61	51	33	23	20
Warrenton PD	22	Town Police Department	48	60	32	33	18	30	21	23	22	15	11	42
Warsaw PD	3	Town Police Department	3	2	2	6	4	1	1	1	–	1	3	4
Waverly PD	7	Town Police Department	5	2	2	2	–	3	–	–	–	–	1	2
Weber City PD	4	Town Police Department	6	15	4	5	2	4	3	4	3	10	1	1
West Point PD	9	Town Police Department	16	8	10	9	4	1	2	2	4	3	3	9
Windsor Police	6	Town Police Department	–	–	–	–	7	9	4	3	7	6	5	2
Wise PD	12	Town Police Department	14	21	26	21	7	6	3	9	4	3	4	5
Woodstock PD	16	Town Police Department	16	10	46	12	19	13	11	17	13	5	8	5
Wytheville PD	26	Town Police Department	25	19	23	12	13	19	7	7	11	5	6	6
STATE LAW ENFORCEMENT AGENCIES														
Department of Conservation and Recreation	100	State Law Enforcement Agency	–	–	–	–	–	–	–	–	–	–	–	1
Department of Wildlife Resources	152	State Law Enforcement Agency	47	52	49	45	55	50	50	43	42	54	29	23
DMV Lynchburg	–	State Law Enforcement Agency	–	–	–	–	1	–	–	–	–	–	–	–
Marine Resources Commission	–	State Law Enforcement Agency	–	–	–	–	–	1	–	–	–	–	–	–
VA Port Authority PD	40	State Law Enforcement Agency	1	–	–	1	–	–	–	1	–	–	1	–
Virginia Capitol Police	71	State Law Enforcement Agency	3	19	14	7	12	11	1	–	5	10	5	1
Virginia Department of Alcohol Beverage Control	106	State Law Enforcement Agency	–	–	–	–	2	–	–	–	–	–	–	–
Virginia Marine Resource Commission	71	State Law Enforcement Agency	–	4	4	3	1	5	3	1	3	8	5	1
Virginia State Police Division 1	–	State Law Enforcement Agency	710	385	70	–	80	111	28	–	–	–	–	–
Virginia State Police Division 2	–	State Law Enforcement Agency	599	324	47	1	4	–	–	–	–	–	–	–
Virginia State Police Division 3	–	State Law Enforcement Agency	404	264	23	–	–	1	–	–	–	–	–	–
Virginia State Police Division 4	–	State Law Enforcement Agency	341	123	13	–	–	–	–	–	–	–	–	–
Virginia State Police Division 5	–	State Law Enforcement Agency	614	394	97	–	–	–	–	–	–	–	–	–
Virginia State Police Division 6	–	State Law Enforcement Agency	409	182	18	–	–	–	–	–	–	–	–	–
Virginia State Police Division 7	–	State Law Enforcement Agency	582	306	14	–	–	1	1	4	1	–	–	–
Virginia State Police Div 1 Area 1	–	State Law Enforcement Agency	1	8	35	52	46	28	160	159	41	35	23	27
Virginia State Police Div 1 Area 2	–	State Law Enforcement Agency	–	6	21	31	44	58	73	52	47	41	36	35
Virginia State Police Div 1 Area 3	–	State Law Enforcement Agency	–	8	30	33	37	54	54	33	48	49	56	60
Virginia State Police Div 1 Area 4	–	State Law Enforcement Agency	1	18	41	42	24	44	28	21	18	16	5	6
Virginia State Police Div 1 Area 44	–	State Law Enforcement Agency	3	22	28	42	32	29	44	54	34	19	17	22
Virginia State Police Div 1 Area 6	–	State Law Enforcement Agency	–	12	105	128	117	127	120	100	125	95	53	65
Virginia State Police Div 1 Area 7	–	State Law Enforcement Agency	–	29	75	46	49	54	45	44	46	50	26	35
Virginia State Police Div 1 Area 8	–	State Law Enforcement Agency	–	35	131	101	104	107	130	134	158	170	85	78
Virginia State Police Div 2 Area 00	–	State Law Enforcement Agency	–	4	–	2	1	1	2	1	–	2	–	–
Virginia State Police Div 2 Area 05	–	State Law Enforcement Agency	32	92	131	160	150	146	115	113	108	142	119	93
Virginia State Police Div 2 Area 12	–	State Law Enforcement Agency	–	5	36	35	54	22	24	25	16	12	11	16
Virginia State Police Div 2 Area 13	–	State Law Enforcement Agency	4	57	137	110	71	80	74	96	67	60	63	57
Virginia State Police Div 2 Area 14	–	State Law Enforcement Agency	1	10	43	62	29	28	38	31	32	28	12	34
Virginia State Police Div 2 Area 15	–	State Law Enforcement Agency	1	15	37	23	38	38	24	30	47	18	17	10
Virginia State Police Div 2 Area 16	–	State Law Enforcement Agency	2	26	50	57	43	56	37	43	36	49	44	44
Virginia State Police Div 3 Area 00	–	State Law Enforcement Agency	–	–	–	3	6	–	–	4	16	8	5	1
Virginia State Police Div 3 Area 17	–	State Law Enforcement Agency	–	20	79	94	62	71	67	49	36	47	55	39
Virginia State Police Div 3 Area 18	–	State Law Enforcement Agency	–	30	38	51	44	34	42	46	55	57	33	30

**APPENDIX M: DUI Breath Tests Administered by Agency
Count, 2010-2021**

AGENCY NAME	Average # of Sworn Officers	AGENCY TYPE	2010	2011	2012	2013	2014	2015	2016	2017	2018	2019	2020	2021
Virginia State Police Div 3 Area 19	–	State Law Enforcement Agency	–	21	44	50	40	45	30	23	21	18	10	10
Virginia State Police Div 3 Area 20	–	State Law Enforcement Agency	7	42	48	93	84	60	52	39	40	38	31	36
Virginia State Police Div 3 Area 21	–	State Law Enforcement Agency	–	29	28	37	25	18	32	29	12	28	11	23
Virginia State Police Div 3 Area 22	–	State Law Enforcement Agency	–	7	81	95	35	31	34	48	56	52	42	23
Virginia State Police Div 3 Area 23	–	State Law Enforcement Agency	–	2	45	36	68	45	33	34	55	41	31	30
Virginia State Police Div 4 Area 00	–	State Law Enforcement Agency	–	–	–	–	1	–	1	–	4	–	–	1
Virginia State Police Div 4 Area 24	–	State Law Enforcement Agency	6	34	23	27	26	25	20	21	13	21	18	23
Virginia State Police Div 4 Area 25	–	State Law Enforcement Agency	3	11	59	45	20	29	33	28	21	19	16	22
Virginia State Police Div 4 Area 26	–	State Law Enforcement Agency	9	64	56	50	44	46	60	47	25	31	33	28
Virginia State Police Div 4 Area 27	–	State Law Enforcement Agency	2	19	45	40	42	17	27	26	25	37	45	42
Virginia State Police Div 4 Area 28	–	State Law Enforcement Agency	2	17	41	24	21	22	9	16	9	15	21	12
Virginia State Police Div 4 Area 29	–	State Law Enforcement Agency	–	19	43	29	42	22	28	24	22	24	16	19
Virginia State Police Div 4 Area 30	–	State Law Enforcement Agency	–	18	19	16	25	17	24	16	16	4	12	13
Virginia State Police Div 5 Area 00	–	State Law Enforcement Agency	1	–	–	1	3	–	1	1	–	–	–	1
Virginia State Police Div 5 Area 31	–	State Law Enforcement Agency	–	13	49	40	44	35	51	58	72	64	52	35
Virginia State Police Div 5 Area 32	–	State Law Enforcement Agency	–	34	130	90	78	105	84	226	211	110	62	70
Virginia State Police Div 5 Area 33	–	State Law Enforcement Agency	–	13	24	38	41	39	39	47	26	32	13	13
Virginia State Police Div 5 Area 34	–	State Law Enforcement Agency	–	5	48	44	34	32	56	62	31	4	12	14
Virginia State Police Div 5 Area 35	–	State Law Enforcement Agency	6	25	55	60	48	42	54	50	44	53	40	34
Virginia State Police Div 5 Area 36	–	State Law Enforcement Agency	–	15	40	37	22	15	14	13	8	5	3	5
Virginia State Police Div 5 Area 37	–	State Law Enforcement Agency	1	9	44	43	25	31	29	40	51	34	14	19
Virginia State Police Div 5 Area 46	–	State Law Enforcement Agency	1	95	137	117	93	100	91	74	52	53	43	41
Virginia State Police Div 5 Area 47	–	State Law Enforcement Agency	–	10	40	48	40	31	42	43	40	52	56	57
Virginia State Police Div 6 Area 00	–	State Law Enforcement Agency	–	–	–	1	–	19	1	–	–	1	2	–
Virginia State Police Div 6 Area 38	–	State Law Enforcement Agency	–	19	28	26	19	25	20	34	25	18	24	14
Virginia State Police Div 6 Area 39	–	State Law Enforcement Agency	–	42	78	62	75	51	49	42	43	68	42	44
Virginia State Police Div 6 Area 40	–	State Law Enforcement Agency	1	22	54	66	56	74	49	61	23	32	27	24
Virginia State Police Div 6 Area 41	–	State Law Enforcement Agency	–	23	41	49	67	57	60	51	32	29	32	38
Virginia State Police Div 6 Area 42	–	State Law Enforcement Agency	–	26	37	45	39	56	36	38	31	34	24	13
Virginia State Police Div 6 Area 43	–	State Law Enforcement Agency	9	64	33	32	48	36	29	24	23	18	22	13
Virginia State Police Div 6 Area 49	–	State Law Enforcement Agency	–	–	–	–	–	–	–	–	19	9	6	6
Virginia State Police Div 7 Area 00	–	State Law Enforcement Agency	–	–	–	–	1	–	2	2	–	2	–	1
Virginia State Police Div 7 Area 09	–	State Law Enforcement Agency	2	32	145	233	153	99	50	61	45	41	55	45
Virginia State Police Div 7 Area 10	–	State Law Enforcement Agency	–	25	70	46	55	43	43	33	46	41	18	14
Virginia State Police Div 7 Area 11	–	State Law Enforcement Agency	4	56	123	90	78	46	74	71	62	68	72	127
Virginia State Police Div 7 Area 45	–	State Law Enforcement Agency	12	76	80	72	116	147	80	46	43	37	25	29
Virginia State Police Div 7 Area 48	–	State Law Enforcement Agency	–	23	130	118	104	78	98	84	79	75	50	42
Virginia State Police Div 8 Area 00	–	State Law Enforcement Agency	–	–	–	–	–	–	–	–	6	6	–	–
OTHER POLICE DEPARTMENTS														
Chesapeake Bay Bridge PD	–	Other Police Department	19	18	24	22	13	22	24	16	18	16	23	15
Chesapeake Parks and Rec	–	Other Police Department	–	–	8	5	–	–	–	–	–	–	–	–
Christopher Newport University PD	18	Other Police Department	3	9	7	26	6	4	4	2	–	2	5	3
Colonial National Park NPS	–	Other Police Department	1	–	1	–	–	1	2	2	3	3	1	5
Fort A.P. Hill MP	–	Other Police Department	–	–	1	1	1	–	–	–	–	–	–	–
Fort Belvoir PD	–	Other Police Department	12	20	16	24	15	17	10	5	7	8	2	11
Fort Eustis	–	Other Police Department	50	15	19	12	10	12	22	24	3	18	13	6
Fort Lee Military Police	–	Other Police Department	22	23	43	32	9	7	3	8	1	2	9	3
Fort Monroe MP	–	Other Police Department	6	3	–	–	–	–	–	–	–	–	–	–
Fort Monroe Police Department	–	Other Police Department	1	2	–	–	–	–	–	–	–	–	–	–

**APPENDIX M: DUI Breath Tests Administered by Agency
Count, 2010-2021**

AGENCY NAME	Average # of Sworn Officers	AGENCY TYPE	2010	2011	2012	2013	2014	2015	2016	2017	2018	2019	2020	2021
Fort Myer Henderson JB	–	Other Police Department			2	6	9	6	5	8	9	4	7	10
Fort Myer P.D.	–	Other Police Department		5	1	1	1	2						
Fort Myer Police Department	–	Other Police Department	3	3	1	8	3		1					
Fort Story Police Department	–	Other Police Department	5											
George Mason University PD	46	Other Police Department		60	37	23	6	8	7	9	2	3	9	1
Hampden Sydney PD	–	Other Police Department	3	4	2	3	3		2		2			
Hampton University PD	24	Other Police Department										1		
James Madison University PD	32	Other Police Department	4	3	4	13	10	21	13	5	1	2	2	2
Kingsmill Police Department	–	Other Police Department							1	1				
Lake Monticello Police Department	–	Other Police Department	1	12	8	13	6	5	2			4		
Langley AFB	–	Other Police Department	8		1	8	11	8	6	2	4	2	3	
Leesylvania State Park	–	Other Police Department						1						
Liberty University PD	–	Other Police Department												2
Little Creek Joint Base	–	Other Police Department	2				9	16	4	4	2	17	6	4
Longwood University Campus PD	16	Other Police Department	1	7	3	6	1	3	5	5	3	1		3
Massanutten Police Department	7	Other Police Department		5	8	5	8		6	1		2	2	
Metropolitan Airport Authority	212	Other Police Department	3	21	33	20	37	18	18	36	54	48	26	27
N P S - Blue Ridge Parkway	–	Other Police Department	5	16	17	10	18	21	15	9	10	13	12	6
N P S - Yorktown	–	Other Police Department	1	1			1	2					1	1
N P S Shenandoah	–	Other Police Department	5			1		2			2	1	4	1
Naval Weapons Station Yorktown	–	Other Police Department		4	1	1		29	1	4		3		1
NDW Dahlgren PD	–	Other Police Department	2	2	1		2							
Newport News Park Rangers	–	Other Police Department									3			
Norfolk Airport Authority	–	Other Police Department	1									1		
Norfolk Naval Base PD	–	Other Police Department	65	41	29	29	29	77	62	66	76	66	58	84
Norfolk Naval Shipyard PD	–	Other Police Department				5	1	5	2	1	3	1	1	
Norfolk State University PD	21	Other Police Department											2	2
NSASP Dahlgren Police Department	–	Other Police Department							1	2		1	2	2
Oceana Naval Air Station	–	Other Police Department	15	12	13	10	3	5	7	5	4	5	1	8
Old Dominion University PD	45	Other Police Department		7	4		7	1	1	11	7	15	1	14
Quantico Marine Base PD	1	Other Police Department	21	26	34	37	23	28	17	13	20	26	15	13
Quantico Provost Marshal's Office	–	Other Police Department		5	4	11	3							
Radford University PD	22	Other Police Department	1	1	2	1	1	2	2		1			
Richard Bland College PD	4	Other Police Department			1									
Richmond Housing Authority P.D.	–	Other Police Department			2	3								
Richmond International Airport Police	25	Other Police Department									1		1	2
Shenandoah National Park Big Meadows	–	Other Police Department						2						
U.S. Forest Service	–	Other Police Department	5	10	2	2	4	5	6					
University of Mary Washington PD	16	Other Police Department		2	1				1					
University of Richmond PD	21	Other Police Department					1			1		1		
University of Virginia PD	52	Other Police Department	9	16	7	37	28	25	15	16	10	6	3	2
US Coast Guard	–	Other Police Department	2											
US Fish & Wildlife Service	–	Other Police Department	1	1		2	2						1	1
UVA-Wise PD	9	Other Police Department		1				4	1		1			
Virginia Commonwealth University PD	86	Other Police Department	36	128	204	140	145	86	57	84	25	59	17	7
Virginia Military Institute Post Police	10	Other Police Department		2		1					5			
Virginia Tech PD	47	Other Police Department	38	31	32	38	25	20	25	16	18	18	3	11
William and Mary PD	20	Other Police Department	5	10	3	2	5	7	4	3	1			

**APPENDIX M: DUI Breath Tests Administered by Agency
Count, 2010-2021**

AGENCY NAME	Average # of Sworn Officers	AGENCY TYPE	2010	2011	2012	2013	2014	2015	2016	2017	2018	2019	2020	2021
UNKNOWN OR OTHER														
DFS Central Lab	-	Other		2	1	380				1		3	30	
Pulaski County PD	-	Unknown				3	4	4	8	9	5	4		
Unknown	-	Unknown	694			9					1	2		

Source: Virginia Department of Forensic Science, Table prepared by Crime Commission staff.

Breath Alcohol Records

Retrieved: 11/18/2022 from <https://breath.dfs.virginia.gov/>

Measures: Test Results by Operator Agency

APPENDIX M: DUI Breath Tests Administered by Agency**Rate per 100,000 Population Served, 2010-2021**

AGENCY NAME	Average # of Sworn Officers	2010 Rate	2011 Rate	2012 Rate	2013 Rate	2014 Rate	2015 Rate	2016 Rate	2017 Rate	2018 Rate	2019 Rate	2020 Rate	2021 Rate
CITY POLICE DEPARTMENTS													
Alexandria PD	311	160.8	184.0	137.1	148.1	135.3	114.1	89.0	126.3	82.6	63.5	29.5	46.0
Bristol PD	52	353.2	292.5	259.9	253.8	243.1	385.8	328.3	419.6	343.7	270.3	250.5	255.4
Buena Vista PD	15	691.7	683.0	700.0	438.9	247.6	190.7	307.6	295.8	314.9	340.9	92.6	196.1
Charlottesville PD	114	211.6	233.9	195.2	118.0	87.9	101.6	122.3	114.0	109.6	85.4	50.6	45.0
Chesapeake PD	376	258.3	314.3	319.0	290.2	157.9	117.1	119.8	121.6	103.7	129.4	124.0	125.1
Colonial Heights PD	51	1,286.5	1,002.5	947.5	796.6	995.8	609.9	670.1	687.1	734.5	581.6	417.5	381.8
Covington PD	17	419.4	311.9	264.8	335.5	256.7	355.0	352.1	273.5	174.9	263.4	69.6	139.6
Danville PD	123	408.8	438.5	467.7	319.3	260.6	230.3	238.3	290.1	192.2	182.8	144.7	126.8
Emporia PD	25	624.3	538.2	724.9	648.3	520.1	624.8	284.1	776.3	867.8	644.1	337.5	124.4
Fairfax City PD	62	279.2	555.4	319.1	192.2	266.9	202.6	98.9	142.7	175.1	225.5	71.0	95.4
Falls Church PD	33	235.2	469.5	246.9	435.6	443.7	317.3	226.6	175.2	41.5	69.8	219.3	89.0
Franklin PD	26	361.2	553.0	565.7	265.7	233.6	93.7	46.5	70.8	96.3	133.2	156.2	12.4
Fredericksburg PD	69	444.7	384.6	430.4	493.8	347.4	233.6	277.5	340.0	369.9	406.6	297.8	355.1
Galax PD	24	397.6	477.2	501.7	496.3	504.1	340.8	439.3	340.8	334.0	336.1	485.1	207.5
Hampton PD	283	195.7	237.3	195.2	176.9	115.5	118.3	85.8	65.1	74.5	58.2	60.7	75.4
Harrisonburg PD	94	282.1	309.6	296.9	260.9	249.0	194.9	230.5	210.3	201.4	163.0	87.0	166.6
Hopewell PD	61	150.5	158.0	131.3	132.1	201.3	187.1	109.2	127.1	131.8	123.3	83.3	69.6
Lexington PD	17	227.2	194.5	190.3	190.9	68.2	296.9	191.8	151.0	176.6	148.0	80.0	121.7
Lynchburg PD	165	156.2	192.3	273.3	284.3	205.5	171.6	220.0	204.0	122.9	133.7	130.4	109.9
Manassas Park PD	31	322.3	302.6	424.6	520.6	278.7	197.5	265.8	254.0	187.6	204.4	191.0	145.3
Manassas PD	90	280.3	322.6	391.0	385.8	294.0	209.3	182.6	203.4	145.1	194.0	116.8	147.4
Martinsville PD	47	289.4	237.4	424.2	189.7	276.5	193.0	192.0	171.9	213.4	304.9	287.0	148.9
Newport News PD	422	208.1	195.6	200.2	175.0	157.1	101.4	81.9	71.4	71.2	114.4	107.4	102.1
Norfolk PD	706	174.2	206.2	191.2	142.9	127.8	94.7	101.2	100.3	94.0	71.0	40.2	37.8
Norton PD	16	1,591.7	2,122.5	810.9	764.1	348.9	430.8	181.5	360.6	281.5	438.3	461.4	192.6
Petersburg PD	99	154.2	194.2	268.8	183.0	182.0	149.7	118.7	126.2	163.8	89.1	129.7	94.2
Poquoson PD	24	238.7	212.4	154.6	190.5	106.5	89.0	187.2	219.3	154.2	112.9	128.3	119.9
Portsmouth PD	229	272.2	142.2	145.7	171.4	175.6	138.3	100.9	112.1	128.5	103.6	72.5	48.0
Radford PD	36	615.6	677.5	765.8	455.1	407.1	304.2	394.7	401.0	299.3	343.6	292.5	773.8
Richmond PD	719	189.5	162.9	133.6	71.0	67.0	66.1	50.1	76.7	80.2	77.1	34.9	42.8
Roanoke PD	245	253.5	298.3	291.0	263.9	209.4	145.5	134.5	188.2	200.9	182.2	117.2	102.1
Salem PD	62	306.4	228.3	201.8	241.4	165.8	121.9	223.7	303.8	342.4	130.1	141.1	83.8
Staunton PD	48	387.4	367.4	277.4	288.9	312.4	236.3	229.0	181.7	188.2	184.2	127.4	108.2
Suffolk PD	181	275.5	275.4	244.0	187.9	194.2	169.2	176.6	221.5	223.3	214.2	155.9	138.4
Virginia Beach PD	773	398.9	404.1	364.9	359.9	327.7	294.6	280.0	273.3	293.1	260.7	162.4	153.0
Waynesboro PD	44	423.7	393.4	388.2	352.1	300.1	192.7	105.3	132.1	161.5	90.2	93.5	67.1
Williamsburg PD	37	440.7	498.0	530.9	470.0	338.6	430.7	369.4	545.3	382.0	546.1	239.4	318.5
Winchester PD	75	736.6	917.2	702.0	612.0	639.7	672.4	410.4	510.6	544.5	415.2	257.9	196.3
COUNTY POLICE DEPARTMENTS													
Albemarle County PD	130	195.0	154.8	192.0	117.8	116.7	112.3	96.5	99.4	114.1	134.9	104.0	77.8
Arlington County PD	351	210.0	242.1	293.8	247.0	211.9	149.1	153.4	109.6	99.6	96.6	68.5	93.2
Chesterfield County PD	500	68.9	69.8	89.0	69.1	63.6	57.9	50.3	35.9	26.6	42.8	55.5	69.7
Fairfax County PD	1394	206.5	216.3	175.0	182.7	142.9	101.4	108.3	117.8	108.5	108.9	61.6	62.4
Henrico County PD	622	235.9	223.0	197.9	171.3	161.0	181.8	176.2	231.8	219.3	218.8	128.6	104.4
James City County PD	96	476.1	394.9	323.5	227.8	220.7	189.6	145.4	137.8	195.2	202.9	146.4	157.8

APPENDIX M: DUI Breath Tests Administered by Agency**Rate per 100,000 Population Served, 2010-2021**

Prince George County PD	54	123.2	44.7	64.0	100.0	109.8	67.3	87.3	91.8	99.4	88.4	74.4	92.6
Prince William County PD	612	364.4	398.9	350.7	290.5	301.2	235.5	189.2	179.8	221.6	223.7	148.3	128.7
Roanoke County PD	136	310.9	292.0	291.3	243.5	180.3	169.4	173.9	211.6	275.7	225.2	145.1	96.1
PRIMARY COUNTY SHERIFF'S OFFICES													
Accomack County SO	56	7.2	0.0	21.8	43.4	0.0	22.3	48.0	29.9	37.6	83.2	22.6	22.0
Alleghany County SO	43	331.6	219.6	198.8	173.8	149.5	144.8	101.5	68.4	146.8	96.1	52.5	25.6
Amelia County SO	17	220.6	179.1	141.5	125.4	39.0	62.0	62.2	100.4	123.1	137.9	68.5	67.7
Amherst County SO	47	431.6	290.8	290.3	198.3	171.2	171.0	120.3	167.9	144.9	121.7	101.1	136.5
Appomattox County SO	23	86.8	99.9	118.5	111.3	167.0	110.0	188.5	135.2	76.5	101.2	37.5	18.5
Augusta County SO	69	50.2	47.4	29.8	20.1	48.2	40.1	30.7	40.0	43.9	51.4	28.8	39.9
Bath County SO	14	0.0	41.7	41.9	42.1	21.0	21.2	0.0	21.9	67.7	46.3	0.0	0.0
Bedford County SO	82	75.7	49.0	61.7	83.9	68.8	39.4	62.1	71.6	71.0	58.3	33.2	30.0
Bland County SO	11	73.3	88.9	44.3	0.0	44.1	0.0	45.7	15.4	0.0	15.7	0.0	0.0
Botetourt County SO	94	184.0	170.7	108.1	128.7	149.2	155.3	135.6	110.9	81.1	53.7	95.0	107.0
Brunswick County SO	28	143.8	100.2	256.7	181.5	99.1	101.0	57.7	77.4	116.6	281.8	189.6	141.8
Buchanan County SO	34	0.0	0.0	30.4	83.1	57.2	50.0	23.3	14.3	0.0	4.9	4.9	0.0
Buckingham County SO	19	140.0	116.7	98.3	64.0	58.3	41.2	35.5	53.1	29.5	41.0	35.0	53.9
Campbell County SO	61	161.1	125.5	115.0	114.5	153.0	73.7	74.6	88.4	25.5	88.3	89.9	74.3
Caroline County SO	49	222.4	184.0	189.3	151.6	83.9	76.8	133.1	204.7	151.1	202.5	102.9	62.6
Carroll County SO	35	62.1	73.9	73.3	52.3	44.5	78.9	37.9	33.9	49.1	98.2	48.7	38.3
Charles City County SO	11	151.6	301.8	195.0	96.3	82.8	13.6	82.7	69.9	99.8	71.3	99.5	0.0
Charlotte County SO	31	270.1	222.8	222.9	248.1	292.7	144.5	194.9	98.1	183.0	117.4	134.0	69.4
Clarke County SO	17	253.8	209.5	289.3	394.6	288.8	171.6	201.2	249.8	149.1	299.5	187.2	66.5
Craig County SO	9	134.9	190.8	152.1	132.0	19.0	77.0	57.5	19.5	39.3	117.5	214.7	143.3
Culpeper County SO	86	29.7	55.3	180.2	215.3	251.5	247.6	160.2	207.6	228.2	218.7	130.9	112.2
Cumberland County Sheriff's Office	15	59.7	198.0	207.0	157.0	305.7	130.1	71.0	81.1	101.8	101.5	30.2	20.6
Dickenson County Sheriff's Office	21	35.7	86.6	36.1	21.8	43.2	110.9	113.6	46.5	70.8	47.9	195.3	92.5
Dinwiddie County Sheriff's Office	42	132.1	303.4	166.0	121.3	103.6	55.6	102.2	84.2	73.7	48.8	45.1	28.6
Essex County Sheriff's Office	13	11.4	0.0	0.0	0.0	11.5	46.9	23.8	59.3	35.9	12.0	35.5	24.3
Fauquier County SO	131	332.8	347.3	292.2	261.7	245.5	165.6	137.0	177.5	169.4	166.7	119.4	174.0
Floyd County Sheriff's Office	22	26.2	90.4	64.3	114.5	83.1	45.4	58.7	102.9	63.9	90.0	70.2	78.2
Fluvanna County Sheriff's Office	32	85.6	130.8	111.4	253.7	138.6	68.8	176.0	158.7	191.1	133.1	154.4	79.8
Franklin County SO	76	66.2	62.1	112.0	121.7	192.4	128.0	93.4	120.1	134.3	137.2	48.7	95.0
Frederick CO SO	120	172.8	191.9	197.5	239.6	200.4	183.9	149.9	146.6	137.4	133.5	273.4	185.6
Giles County Sheriff's Office	25	0.0	162.7	149.3	130.1	84.1	113.6	105.3	105.6	134.9	88.2	106.0	87.7
Gloucester County SO	75	236.0	159.5	110.9	196.1	131.6	126.8	167.6	164.1	199.0	196.8	137.2	103.3
Goochland County Sheriff's Office	36	152.0	252.8	203.1	196.3	216.6	260.4	331.7	352.3	289.1	340.8	146.9	194.9
Grayson County Sheriff's Office	25	49.6	199.7	138.5	165.7	148.9	191.3	113.3	230.6	117.8	89.4	68.6	41.8
Greene County Sheriff's Office	24	65.2	147.0	47.7	77.6	101.9	151.2	111.2	165.1	145.3	99.5	73.8	14.3
Greensville County Sheriff's Office	23	40.8	65.9	90.6	77.7	17.2	33.9	17.2	60.5	130.7	61.4	43.9	9.0
Halifax County Sheriff's Office	34	3.7	56.1	70.8	37.4	78.0	143.2	94.8	99.9	50.7	90.4	54.6	48.0
Hanover County SO	230	250.4	299.5	335.9	247.8	275.6	161.3	177.1	179.3	121.5	135.9	146.0	191.3
Henry County Sheriff's Office	119	9.2	50.1	40.8	31.7	33.8	9.5	15.3	55.8	46.7	35.3	23.3	10.0
Highland County Sheriff's Office	7	0.0	0.0	43.7	0.0	0.0	0.0	0.0	0.0	0.0	89.0	178.6	0.0
Isle of Wight County Sheriff's Office	46	18.4	68.7	98.3	186.8	209.2	172.6	234.3	282.3	227.1	245.6	265.8	134.4
King & Queen County Sheriff's Office	12	129.6	269.5	471.3	323.9	381.8	194.7	307.4	259.6	230.5	405.7	475.5	363.3
King George County Sheriff's Office	35	76.3	222.9	158.7	126.7	121.3	158.5	149.7	248.2	235.9	169.1	110.3	162.8
King William County Sheriff's Office	21	63.3	132.3	149.6	187.0	76.8	92.9	38.5	67.6	36.8	28.8	78.5	115.5

APPENDIX M: DUI Breath Tests Administered by Agency**Rate per 100,000 Population Served, 2010-2021**

Lancaster County Sheriff's Office	30	10.5	31.2	62.9	62.8	94.6	42.1	116.3	117.1	86.7	88.2	55.0	151.9
Lee County Sheriff's Office	32	13.2	43.7	74.4	48.3	82.7	40.2	45.7	41.6	14.1	14.2	18.9	5.1
Loudoun County SO	534	163.4	153.3	131.0	118.4	99.1	93.3	84.2	69.9	71.2	73.7	51.7	46.2
Louisa County SO	48	126.6	213.2	208.5	159.3	171.1	199.2	119.3	116.8	78.6	103.1	124.7	112.0
Lunenburg County Sheriff's Office	13	20.1	50.1	50.3	61.0	51.4	84.2	63.4	105.3	106.5	63.6	31.8	11.1
Madison County Sheriff's Office	20	30.1	253.3	245.0	225.0	232.2	221.4	213.8	189.5	135.6	120.7	60.0	86.5
Mathews County SO	11	100.2	145.5	146.3	90.4	67.6	45.8	34.7	34.7	80.4	46.3	34.5	70.6
Mecklenburg County Sheriff's Office	50	29.2	103.3	85.3	103.0	94.0	43.4	79.2	57.2	66.3	106.3	88.0	59.7
Middlesex County Sheriff's Office	19	82.1	135.6	63.6	135.3	108.5	72.2	63.4	45.4	101.0	56.0	176.7	75.6
Montgomery County SO	109	175.7	213.8	140.6	170.8	155.0	163.9	114.4	176.9	180.9	182.4	193.4	132.5
Nelson County Sheriff's Office	19	59.9	79.5	79.6	212.9	185.8	0.0	188.7	134.6	114.6	40.6	120.8	81.0
New Kent County SO	33	227.9	132.8	140.2	136.4	119.0	78.2	119.6	96.7	160.3	160.4	163.0	127.3
Northampton CO SO	66	30.2	80.3	110.3	83.0	10.2	20.5	41.3	21.0	0.0	10.6	52.6	51.0
Northumberland County SO	21	283.9	184.8	328.9	193.8	363.3	237.3	148.9	83.0	149.1	158.6	173.6	94.6
Nottoway County SO	14	73.9	94.5	42.2	31.0	61.2	0.0	20.1	10.2	10.3	10.6	10.3	40.9
Orange County SO	39	117.4	116.4	108.3	97.1	128.2	65.3	121.1	128.8	72.4	140.1	108.2	142.2
Page County SO	53	318.2	217.1	248.6	283.3	184.2	222.2	54.2	67.3	106.4	133.4	59.5	142.2
Patrick County Sheriff's Office	48	54.1	134.2	96.3	80.1	16.0	135.5	88.7	106.0	67.5	95.8	33.9	28.5
Pittsylvania County SO	113	31.8	44.0	25.3	22.0	42.0	67.5	40.9	27.5	31.2	49.0	14.0	5.3
Powhatan County Sheriff's Office	41	85.6	180.3	140.9	116.0	80.1	84.4	205.6	253.7	254.0	298.0	221.1	170.8
Prince Edward County Sheriff's Office	27	46.2	45.7	26.4	33.1	79.0	116.9	64.8	99.4	77.8	59.7	72.2	21.1
Pulaski County Sheriff's Office	47	0.0	47.8	143.1	95.1	76.8	116.1	82.6	209.2	144.9	74.6	78.6	31.2
Rappahannock County SO	20	162.8	202.4	214.6	281.1	363.3	465.2	383.1	219.5	443.3	535.3	341.5	499.6
Richmond County Sheriff's Office	13	25.8	77.7	76.8	52.1	104.1	249.4	146.0	144.6	91.4	38.9	0.0	107.3
Rockbridge County SO	35	203.1	171.2	186.1	132.1	84.7	152.0	127.8	111.7	149.3	93.5	56.0	46.5
Rockingham County SO	59	241.6	112.8	120.9	127.1	139.1	83.7	160.9	147.9	151.0	104.6	92.7	113.5
Russell County SO	34	50.0	49.7	120.7	153.3	121.6	73.1	87.1	70.6	66.7	22.4	97.8	37.9
Scott County Sheriff's Office	30	166.5	266.2	189.2	225.9	211.2	66.6	174.2	88.5	63.2	58.5	68.7	48.8
Shenandoah County SO	63	82.9	149.4	53.8	77.0	65.5	55.7	77.4	41.6	56.0	74.8	108.0	39.3
Smyth County SO	42	44.7	26.9	44.8	49.3	89.7	50.6	70.3	80.6	56.8	96.2	27.8	14.7
Southampton County SO	63	77.8	60.6	248.4	262.1	241.3	194.4	169.5	176.4	179.0	138.5	89.1	134.2
Spotsylvania CO SO	186	165.9	141.1	107.6	90.8	79.9	83.7	80.2	76.8	68.9	82.5	83.5	89.0
Stafford County SO	174	295.4	255.6	211.7	213.9	175.1	182.6	154.3	183.3	204.5	201.7	172.1	165.2
Surry County Sheriff's Office	13	14.2	43.1	72.2	57.3	43.1	117.3	89.0	149.8	136.7	106.7	90.9	137.0
Sussex County SO	39	70.4	121.1	150.2	159.4	199.9	132.6	258.5	239.5	168.8	158.3	272.8	258.7
Tazewell County Sheriff's Office	49	61.5	122.1	218.9	188.7	206.9	154.4	153.5	136.5	152.1	113.2	42.5	61.8
Warren County SO	54	224.8	141.9	170.1	177.1	200.7	184.9	116.1	112.1	155.8	149.7	216.7	237.6
Washington County Sheriff's Office	62	85.6	183.4	142.1	98.3	87.7	100.6	72.0	80.5	61.7	62.4	46.0	43.1
Westmoreland County Sheriff's Office	26	93.4	265.8	438.7	319.0	412.1	239.7	255.0	239.6	195.4	279.6	313.3	362.6
Wise County Sheriff's Office	50	82.5	179.2	84.7	58.7	85.9	128.2	129.9	135.0	84.7	135.7	93.4	61.7
Wythe County Sheriff's Office	38	76.8	243.7	392.4	294.3	372.1	319.0	196.2	229.9	140.7	178.2	78.2	53.5
York County SO	90	142.1	195.5	128.0	174.7	109.8	89.3	77.3	91.5	104.8	115.3	91.7	66.8
SECONDARY COUNTY SHERIFF'S OFFICES													
Albemarle County SO	24	-	-	-	-	-	-	-	-	-	-	-	-
Alexandria SO	-	-	-	-	-	-	-	-	-	-	-	-	-
Arlington County SO	-	-	-	-	-	-	-	-	-	-	-	-	-
Chesterfield County SO	-	-	-	-	-	-	-	-	-	-	-	-	-
Fairfax County Sheriff's Office	-	-	-	-	-	-	-	-	-	-	-	-	-

APPENDIX M: DUI Breath Tests Administered by Agency

Rate per 100,000 Population Served, 2010-2021

Fredericksburg Sheriff's Office	-	-	-	-	-	-	-	-	-	-	-	-	-
Hopewell Sheriff's Office	-	-	-	-	-	-	-	-	-	-	-	-	-
Martinsville SO	-	-	-	-	-	-	-	-	-	-	-	-	-
Newport News Sheriff's Office	-	-	-	-	-	-	-	-	-	-	-	-	-
Portsmouth Sheriff's Office	-	-	-	-	-	-	-	-	-	-	-	-	-
Prince George County Sheriff's Office	-	-	-	-	-	-	-	-	-	-	-	-	-
Prince William County Sheriff's Office	-	-	-	-	-	-	-	-	-	-	-	-	-
Roanoke City Sheriff's Office	-	-	-	-	-	-	-	-	-	-	-	-	-
Roanoke County Sheriff's Office	-	-	-	-	-	-	-	-	-	-	-	-	-
Winchester Sheriff's Office	-	-	-	-	-	-	-	-	-	-	-	-	-
TOWN POLICE DEPARTMENTS													
Abingdon PD	25	146.5	122.1	134.4	97.7	48.7	36.8	49.3	0.0	50.1	37.7	165.2	101.8
Alberta PD	-	-	-	-	-	-	-	-	-	-	-	-	-
Altavista PD	12	173.9	0.0	0.0	0.0	0.0	86.7	0.0	57.7	29.2	0.0	0.0	0.0
Amherst PD	5	224.1	89.6	856.6	494.4	315.5	272.0	271.5	272.1	227.4	411.9	367.0	229.1
Appalachia PD	5	0.0	0.0	398.0	115.3	0.0	0.0	0.0	0.0	0.0	0.0	-	-
Aquia Harbour PD	-	-	-	-	-	-	-	-	-	-	-	-	-
Ashland PD	23	304.5	304.5	413.5	493.9	301.9	327.5	226.6	183.0	230.9	191.3	63.5	75.9
Bedford PD	22	610.7	668.1	469.9	469.5	521.2	324.8	259.1	226.8	229.5	273.3	303.2	270.9
Berryville PD	9	191.2	716.8	211.7	70.3	186.9	186.2	116.3	46.5	115.3	161.2	68.6	228.9
Big Stone Gap PD	13	178.1	356.3	195.7	89.6	126.2	91.6	147.7	37.2	114.0	115.0	58.5	39.2
Blacksburg PD	63	225.2	140.8	176.1	159.5	158.2	168.2	239.7	162.1	118.9	150.0	76.9	81.7
Blackstone PD	11	1,187.5	1,049.4	967.9	781.3	363.7	309.6	286.5	434.4	382.8	442.9	150.2	121.1
Bluefield PD	17	330.6	293.9	444.3	111.8	278.2	132.0	94.7	140.9	63.6	61.5	0.0	124.6
Boykins PD	1	0.0	0.0	0.0	0.0	363.0	0.0	0.0	184.5	0.0	0.0	-	-
Bowling Green PD	1	0.0	0.0	0.0	0.0	0.0	0.0	86.2	0.0	257.3	424.4	0.0	0.0
Bridgewater PD	9	53.2	194.9	194.3	277.1	323.2	218.5	118.9	132.3	198.0	343.9	130.2	0.0
Broadway PD	5	379.3	298.0	270.0	53.4	26.5	52.9	0.0	25.9	77.3	50.7	0.0	125.2
Brookneal PD	1	0.0	0.0	0.0	0.0	0.0	0.0	0.0	0.0	0.0	0.0	0.0	90.6
Cape Charles PD	6	99.1	99.1	99.2	200.2	0.0	0.0	0.0	0.0	0.0	498.5	294.4	1,515.2
Cedar Bluff PD	3	88.0	0.0	0.0	0.0	0.0	91.7	0.0	0.0	0.0	0.0	0.0	100.2
Chase City PD	9	553.0	212.7	298.9	300.0	387.1	694.4	1,001.7	702.1	358.1	628.9	722.3	270.6
Chatham Police Department	3	0.0	0.0	79.5	268.3	67.1	67.8	67.5	135.8	278.0	69.5	0.0	70.8
Chilhowie PD	6	56.1	0.0	0.0	0.0	170.9	114.4	229.8	0.0	0.0	58.1	0.0	0.0
Chincoteague PD	10	476.0	544.0	541.3	509.0	307.3	274.6	308.9	308.3	934.9	798.9	313.0	348.9
Christiansburg PD	59	546.6	594.1	741.8	461.4	469.0	417.3	419.3	366.7	449.3	431.0	240.3	223.2
Clarksville PD	7	702.4	526.8	440.1	442.1	177.0	716.2	830.6	84.3	0.0	84.9	1,029.2	855.4
Clifton Forge PD	10	128.7	206.0	181.1	103.2	77.6	132.5	26.7	26.9	0.0	313.6	171.7	203.3
Clintwood PD	4	495.0	353.6	357.4	144.6	219.6	297.8	226.4	76.8	226.1	153.4	0.0	0.0
Coeburn PD	6	374.0	748.0	233.2	235.5	331.0	148.9	200.1	302.1	315.6	0.0	54.2	109.0
Colonial Beach PD	11	423.5	282.3	616.2	338.0	56.1	113.0	139.7	252.0	335.3	334.5	580.3	164.6
Crewe PD	5	0.0	43.0	301.1	43.4	217.7	438.2	357.0	315.9	46.1	0.0	0.0	0.0
Culpeper PD	41	531.2	451.8	462.1	234.5	233.3	264.2	193.7	294.3	228.1	268.5	180.2	374.7
Damascus PD	5	2,702.7	245.7	1,230.0	1,717.8	858.9	498.8	375.0	250.9	0.0	253.5	129.0	129.0
Dayton PD	6	1,045.8	1,111.1	716.6	709.2	318.7	126.7	125.9	62.2	124.5	61.5	0.0	0.0
Dublin Police Department	8	0.0	78.9	79.4	0.0	0.0	0.0	0.0	0.0	75.5	269.7	77.4	0.0
Dumfries PD	9	0.0	0.0	0.0	0.0	0.0	0.0	0.0	0.0	0.0	19.1	118.2	131.0

APPENDIX M: DUI Breath Tests Administered by Agency**Rate per 100,000 Population Served, 2010-2021**

Elkton PD	5	293.5	220.1	73.1	253.3	179.9	35.8	71.2	140.4	0.0	69.4	0.0	0.0
Exmore PD	6	0.0	0.0	0.0	276.1	690.1	415.2	483.8	485.4	214.9	362.8	145.8	220.3
Farmville PD	26	1,022.4	1,058.9	1,181.9	1,274.4	965.5	534.7	379.5	724.8	549.1	330.3	178.4	318.8
Front Royal PD	36	311.6	443.2	583.9	347.7	288.6	299.2	305.2	297.0	196.9	308.8	229.1	220.9
Gate City Police Department	5	0.0	0.0	734.2	547.8	0.0	0.0	0.0	466.3	314.6	586.0	428.0	160.7
Glade Spring Police Department	2	0.0	0.0	206.0	68.7	0.0	0.0	0.0	0.0	0.0	0.0	0.0	0.0
Glasgow Police Department	1	0.0	0.0	0.0	176.1	0.0	0.0	0.0	0.0	0.0	0.0	0.0	0.0
Gordonsville PD	7	200.5	601.6	263.7	65.4	64.3	64.1	63.4	0.0	0.0	62.3	246.3	182.1
Grottoes PD	6	112.4	112.4	37.3	36.9	219.9	0.0	108.8	35.7	0.0	0.0	0.0	0.0
Halifax Police Department	5	0.0	0.0	0.0	0.0	714.3	399.4	320.3	160.5	570.5	1,143.8	991.7	750.0
Haymarket PD	6	0.0	112.2	377.0	261.9	510.5	1,165.7	656.6	304.6	641.4	932.9	358.0	0.0
Haysi PD	2	0.0	0.0	0.0	0.0	0.0	0.0	211.9	0.0	0.0	0.0	0.0	0.0
Herndon PD	54	42.9	17.2	63.3	119.5	180.0	321.7	175.0	176.3	293.5	260.7	357.7	317.4
Hillsville PD	13	1,230.9	1,678.5	747.7	664.5	36.8	335.8	410.9	376.6	301.4	226.2	263.1	223.4
Hurt PD	2	0.0	0.0	232.6	155.5	233.5	156.1	78.5	79.1	0.0	0.0	0.0	0.0
Independence PD	2	0.0	0.0	0.0	107.6	107.4	0.0	107.9	108.3	0.0	111.0	112.1	112.7
Iron Gate PD	-	-	-	-	-	-	-	-	-	-	-	-	-
Jonesville PD	3	0.0	0.0	0.0	0.0	201.8	305.5	102.7	0.0	211.0	0.0	0.0	0.0
Kenbridge PD	4	1,352.4	795.5	478.9	242.5	162.2	725.2	815.0	81.9	0.0	168.2	0.0	0.0
Kilmarnock PD	5	0.0	0.0	0.0	0.0	0.0	0.0	0.0	69.5	0.0	0.0	0.0	0.0
Kingsmill Police Department	-	-	-	-	-	-	-	-	-	-	-	-	-
Lake Monticello Police Department	-	-	-	-	-	-	-	-	-	-	-	-	-
Lawrenceville PD	6	417.2	695.4	773.0	153.7	366.0	555.0	371.1	0.0	0.0	0.0	196.1	0.0
Lebanon PD	12	379.7	467.3	379.3	382.6	236.3	595.9	239.4	304.4	435.6	472.0	63.6	125.6
Leesburg PD	80	295.7	147.8	175.7	243.8	180.4	119.2	136.7	70.3	226.9	144.7	48.4	45.9
Louisa PD	6	1,800.6	964.6	383.1	637.8	877.2	559.0	246.8	121.2	240.5	352.5	115.4	113.4
Luray PD	12	306.4	143.0	184.5	225.9	205.8	103.1	372.8	539.9	352.9	226.4	103.1	103.1
Marion PD	19	586.5	435.7	252.7	477.1	304.8	153.2	201.4	205.0	194.4	213.0	247.5	144.0
Middletown PD	3	0.0	0.0	155.3	0.0	152.2	227.4	304.2	0.0	73.9	72.4	214.9	70.2
Mt. Jackson PD	5	50.2	200.6	99.6	0.0	148.8	392.9	0.0	0.0	0.0	0.0	0.0	46.6
Narrows PD	5	49.3	246.4	49.7	0.0	0.0	0.0	0.0	101.5	0.0	0.0	0.0	0.0
New Market PD	5	1,397.9	1,071.8	509.0	229.8	91.6	682.1	226.4	362.5	223.5	133.5	133.2	88.2
Newsoms Police Department	-	-	-	-	-	-	-	-	-	-	-	-	-
Occoquan Police Department	1	0.0	0.0	0.0	0.0	0.0	0.0	0.0	0.0	0.0	0.0	0.0	455.8
Onancock PD	5	633.4	475.1	866.1	0.0	237.5	554.7	158.6	237.0	0.0	164.6	165.2	0.0
Orange PD	14	275.4	211.8	523.2	415.5	350.2	326.4	363.9	461.1	441.9	336.7	314.0	464.6
Pearisburg PD	7	538.4	682.0	941.7	698.3	440.0	407.6	373.4	815.1	638.9	489.6	910.5	343.5
Pembroke PD	3	88.7	0.0	268.8	0.0	0.0	0.0	0.0	0.0	0.0	0.0	0.0	92.9
Pennington Gap PD	6	0.0	0.0	0.0	0.0	0.0	0.0	277.0	338.2	0.0	0.0	0.0	58.5
Pound Police Department	4	0.0	0.0	0.0	0.0	98.6	0.0	0.0	0.0	0.0	0.0	0.0	0.0
Pulaski PD	27	88.0	88.0	22.2	22.2	0.0	0.0	0.0	22.6	22.8	11.5	0.0	0.0
Purcellville PD	13	232.9	155.3	99.5	48.2	104.6	89.6	216.6	169.0	163.7	209.5	29.5	87.5
Remington P.D.	1	501.7	334.4	0.0	0.0	0.0	0.0	0.0	0.0	0.0	0.0	0.0	0.0
Richlands PD	17	103.0	51.5	34.6	140.5	88.2	71.6	72.7	36.8	0.0	38.0	0.0	0.0
Rocky Mount PD	20	1,771.2	1,208.6	1,224.1	788.2	621.1	583.6	708.5	458.5	293.9	210.6	127.0	0.0
Saltville PD	6	0.0	0.0	0.0	0.0	48.7	0.0	49.2	0.0	0.0	0.0	0.0	0.0
Scottsville Police Department	-	-	-	-	-	-	-	-	-	-	-	-	-
Shenandoah PD	5	0.0	0.0	0.0	0.0	0.0	0.0	85.5	85.7	43.0	0.0	42.9	128.5

APPENDIX M: DUI Breath Tests Administered by Agency

Rate per 100,000 Population Served, 2010-2021

Smithfield PD	19	828.3	667.6	567.3	627.3	608.3	494.8	286.9	652.0	406.9	248.8	271.4	232.2
South Boston PD	28	503.6	429.9	296.2	557.8	300.4	187.8	250.8	176.1	218.7	430.9	250.4	305.9
South Hill PD	20	709.7	430.1	819.8	434.3	392.3	594.6	596.4	492.1	708.2	733.1	344.9	321.4
St. Paul PD	6	412.4	721.6	410.7	1,038.4	523.0	216.2	0.0	0.0	563.7	229.1	1,175.1	944.5
Stanley PD	4	118.4	59.2	59.4	59.7	0.0	60.1	0.0	0.0	0.0	59.8	59.8	0.0
Stephens City PD	3	0.0	0.0	0.0	160.1	52.7	52.1	0.0	0.0	0.0	0.0	0.0	0.0
Strasburg PD	18	343.9	343.9	108.6	107.9	168.9	183.0	167.0	197.5	332.5	195.3	179.7	74.4
Tappahannock PD	9	1,178.9	336.8	167.7	376.1	333.8	378.2	377.0	251.5	247.8	333.8	124.9	41.7
Tazewell PD	14	21.6	389.0	697.3	506.9	176.1	89.3	181.0	160.4	141.5	262.3	169.0	170.2
Timberville PD	5	0.0	119.0	118.5	0.0	38.9	0.0	0.0	0.0	0.0	37.3	0.0	0.0
Victoria PD	4	0.0	0.0	116.3	59.0	0.0	0.0	238.5	179.5	121.8	185.6	307.5	122.5
Vienna PD	39	255.0	280.5	350.8	240.9	348.2	261.3	121.1	133.6	66.5	90.6	30.3	48.4
Vinton PD	22	493.9	481.6	442.8	457.2	331.2	403.4	437.4	745.3	632.4	407.6	283.8	246.1
Warrenton PD	22	499.4	624.3	328.7	336.6	182.5	302.8	212.2	233.2	222.8	151.0	109.7	420.8
Warsaw PD	3	198.4	0.0	132.7	400.5	267.0	66.6	66.9	67.3	0.0	67.2	201.9	268.5
Waverly PD	7	232.7	93.1	93.0	94.3	0.0	144.2	0.0	0.0	0.0	0.0	51.2	105.0
Weber City PD	4	452.1	1,130.4	304.2	386.7	155.2	313.7	237.7	321.0	242.9	822.4	82.6	82.4
West Point PD	9	484.0	242.0	301.7	271.7	119.8	30.0	60.0	60.4	120.8	92.0	92.1	271.9
Windsor Police	6	-	0.0	0.0	0.0	266.9	339.1	149.8	111.8	257.7	218.5	181.3	71.4
Wise PD	12	426.0	639.1	788.8	644.2	216.6	190.8	96.2	291.9	133.4	101.4	137.6	173.3
Woodstock PD	16	313.9	196.2	896.3	232.1	366.2	248.8	209.6	323.9	249.4	95.3	152.1	94.5
Wytheville PD	26	304.5	231.4	280.4	146.4	157.9	233.6	86.3	86.4	137.5	63.0	75.7	76.2
STATE LAW ENFORCEMENT AGENCIES													
Department of Conservation and Recreation	100	-	-	-	-	-	-	-	-	-	-	-	-
Department of Wildlife Resources	152	-	-	-	-	-	-	-	-	-	-	-	-
DMV Lynchburg	-	-	-	-	-	-	-	-	-	-	-	-	-
Marine Resources Commission	-	-	-	-	-	-	-	-	-	-	-	-	-
VA Port Authority PD	40	-	-	-	-	-	-	-	-	-	-	-	-
Virginia Capitol Police	71	-	-	-	-	-	-	-	-	-	-	-	-
Virginia Department of Alcohol Beverage Control	106	-	-	-	-	-	-	-	-	-	-	-	-
Virginia Marine Resource Commission	71	-	-	-	-	-	-	-	-	-	-	-	-
Virginia State Police 1	-	-	-	-	-	-	-	-	-	-	-	-	-
Virginia State Police 2	-	-	-	-	-	-	-	-	-	-	-	-	-
Virginia State Police 3	-	-	-	-	-	-	-	-	-	-	-	-	-
Virginia State Police 4	-	-	-	-	-	-	-	-	-	-	-	-	-
Virginia State Police 5	-	-	-	-	-	-	-	-	-	-	-	-	-
Virginia State Police 6	-	-	-	-	-	-	-	-	-	-	-	-	-
Virginia State Police 7	-	-	-	-	-	-	-	-	-	-	-	-	-
Virginia State Police Div 1 Area 1	-	-	-	-	-	-	-	-	-	-	-	-	-
Virginia State Police Div 1 Area 2	-	-	-	-	-	-	-	-	-	-	-	-	-
Virginia State Police Div 1 Area 3	-	-	-	-	-	-	-	-	-	-	-	-	-
Virginia State Police Div 1 Area 4	-	-	-	-	-	-	-	-	-	-	-	-	-
Virginia State Police Div 1 Area 44	-	-	-	-	-	-	-	-	-	-	-	-	-
Virginia State Police Div 1 Area 6	-	-	-	-	-	-	-	-	-	-	-	-	-
Virginia State Police Div 1 Area 7	-	-	-	-	-	-	-	-	-	-	-	-	-
Virginia State Police Div 1 Area 8	-	-	-	-	-	-	-	-	-	-	-	-	-
Virginia State Police Div 2 Area 00	-	-	-	-	-	-	-	-	-	-	-	-	-
Virginia State Police Div 2 Area 05	-	-	-	-	-	-	-	-	-	-	-	-	-

APPENDIX M: DUI Breath Tests Administered by Agency

Rate per 100,000 Population Served, 2010-2021

Virginia State Police Div 2 Area 12	-	-	-	-	-	-	-	-	-	-	-	-	-
Virginia State Police Div 2 Area 13	-	-	-	-	-	-	-	-	-	-	-	-	-
Virginia State Police Div 2 Area 14	-	-	-	-	-	-	-	-	-	-	-	-	-
Virginia State Police Div 2 Area 15	-	-	-	-	-	-	-	-	-	-	-	-	-
Virginia State Police Div 2 Area 16	-	-	-	-	-	-	-	-	-	-	-	-	-
Virginia State Police Div 3 Area 00	-	-	-	-	-	-	-	-	-	-	-	-	-
Virginia State Police Div 3 Area 17	-	-	-	-	-	-	-	-	-	-	-	-	-
Virginia State Police Div 3 Area 18	-	-	-	-	-	-	-	-	-	-	-	-	-
Virginia State Police Div 3 Area 19	-	-	-	-	-	-	-	-	-	-	-	-	-
Virginia State Police Div 3 Area 20	-	-	-	-	-	-	-	-	-	-	-	-	-
Virginia State Police Div 3 Area 21	-	-	-	-	-	-	-	-	-	-	-	-	-
Virginia State Police Div 3 Area 22	-	-	-	-	-	-	-	-	-	-	-	-	-
Virginia State Police Div 3 Area 23	-	-	-	-	-	-	-	-	-	-	-	-	-
Virginia State Police Div 4 Area 00	-	-	-	-	-	-	-	-	-	-	-	-	-
Virginia State Police Div 4 Area 24	-	-	-	-	-	-	-	-	-	-	-	-	-
Virginia State Police Div 4 Area 25	-	-	-	-	-	-	-	-	-	-	-	-	-
Virginia State Police Div 4 Area 26	-	-	-	-	-	-	-	-	-	-	-	-	-
Virginia State Police Div 4 Area 27	-	-	-	-	-	-	-	-	-	-	-	-	-
Virginia State Police Div 4 Area 28	-	-	-	-	-	-	-	-	-	-	-	-	-
Virginia State Police Div 4 Area 29	-	-	-	-	-	-	-	-	-	-	-	-	-
Virginia State Police Div 4 Area 30	-	-	-	-	-	-	-	-	-	-	-	-	-
Virginia State Police Div 5 Area 00	-	-	-	-	-	-	-	-	-	-	-	-	-
Virginia State Police Div 5 Area 31	-	-	-	-	-	-	-	-	-	-	-	-	-
Virginia State Police Div 5 Area 32	-	-	-	-	-	-	-	-	-	-	-	-	-
Virginia State Police Div 5 Area 33	-	-	-	-	-	-	-	-	-	-	-	-	-
Virginia State Police Div 5 Area 34	-	-	-	-	-	-	-	-	-	-	-	-	-
Virginia State Police Div 5 Area 35	-	-	-	-	-	-	-	-	-	-	-	-	-
Virginia State Police Div 5 Area 36	-	-	-	-	-	-	-	-	-	-	-	-	-
Virginia State Police Div 5 Area 37	-	-	-	-	-	-	-	-	-	-	-	-	-
Virginia State Police Div 5 Area 46	-	-	-	-	-	-	-	-	-	-	-	-	-
Virginia State Police Div 5 Area 47	-	-	-	-	-	-	-	-	-	-	-	-	-
Virginia State Police Div 6 Area 00	-	-	-	-	-	-	-	-	-	-	-	-	-
Virginia State Police Div 6 Area 38	-	-	-	-	-	-	-	-	-	-	-	-	-
Virginia State Police Div 6 Area 39	-	-	-	-	-	-	-	-	-	-	-	-	-
Virginia State Police Div 6 Area 40	-	-	-	-	-	-	-	-	-	-	-	-	-
Virginia State Police Div 6 Area 41	-	-	-	-	-	-	-	-	-	-	-	-	-
Virginia State Police Div 6 Area 42	-	-	-	-	-	-	-	-	-	-	-	-	-
Virginia State Police Div 6 Area 43	-	-	-	-	-	-	-	-	-	-	-	-	-
Virginia State Police Div 6 Area 49	-	-	-	-	-	-	-	-	-	-	-	-	-
Virginia State Police Div 7 Area 00	-	-	-	-	-	-	-	-	-	-	-	-	-
Virginia State Police Div 7 Area 09	-	-	-	-	-	-	-	-	-	-	-	-	-
Virginia State Police Div 7 Area 10	-	-	-	-	-	-	-	-	-	-	-	-	-
Virginia State Police Div 7 Area 11	-	-	-	-	-	-	-	-	-	-	-	-	-
Virginia State Police Div 7 Area 45	-	-	-	-	-	-	-	-	-	-	-	-	-
Virginia State Police Div 7 Area 48	-	-	-	-	-	-	-	-	-	-	-	-	-
Virginia State Police Div 8 Area 00	-	-	-	-	-	-	-	-	-	-	-	-	-

APPENDIX M: DUI Breath Tests Administered by Agency

Rate per 100,000 Population Served, 2010-2021

OTHER POLICE DEPARTMENTS													
Chesapeake Bay Bridge PD	-	-	-	-	-	-	-	-	-	-	-	-	-
Chesapeake Parks and Rec	-	-	-	-	-	-	-	-	-	-	-	-	-
Christopher Newport University PD	18	-	-	-	-	-	-	-	-	-	-	-	-
Colonial National Park NPS	-	-	-	-	-	-	-	-	-	-	-	-	-
Fort A.P. Hill MP	-	-	-	-	-	-	-	-	-	-	-	-	-
Fort Belvoir PD	-	-	-	-	-	-	-	-	-	-	-	-	-
Fort Eustis	-	-	-	-	-	-	-	-	-	-	-	-	-
Fort Lee Military Police	-	-	-	-	-	-	-	-	-	-	-	-	-
Fort Monroe MP	-	-	-	-	-	-	-	-	-	-	-	-	-
Fort Monroe Police Department	-	-	-	-	-	-	-	-	-	-	-	-	-
Fort Myer Henderson JB	-	-	-	-	-	-	-	-	-	-	-	-	-
Fort Myer P.D.	-	-	-	-	-	-	-	-	-	-	-	-	-
Fort Myer Police Department	-	-	-	-	-	-	-	-	-	-	-	-	-
Fort Story Police Department	-	-	-	-	-	-	-	-	-	-	-	-	-
George Mason University PD	46	-	-	-	-	-	-	-	-	-	-	-	-
Hampden Sydney PD	-	-	-	-	-	-	-	-	-	-	-	-	-
Hampton University PD	24	-	-	-	-	-	-	-	-	-	-	-	-
James Madison University PD	32	-	-	-	-	-	-	-	-	-	-	-	-
Langley AFB	-	-	-	-	-	-	-	-	-	-	-	-	-
Leesylvania State Park	-	-	-	-	-	-	-	-	-	-	-	-	-
Liberty University PD	-	-	-	-	-	-	-	-	-	-	-	-	-
Little Creek Joint Base	-	-	-	-	-	-	-	-	-	-	-	-	-
Longwood University Campus PD	16	-	-	-	-	-	-	-	-	-	-	-	-
Massanutten Police Department	7	-	-	-	-	-	-	-	-	-	-	-	-
Metropolitan Airport Authority	212	-	-	-	-	-	-	-	-	-	-	-	-
N P S - Blue Ridge Parkway	-	-	-	-	-	-	-	-	-	-	-	-	-
N P S - Yorktown	-	-	-	-	-	-	-	-	-	-	-	-	-
N P S Shenandoah	-	-	-	-	-	-	-	-	-	-	-	-	-
Naval Weapons Station Yorktown	-	-	-	-	-	-	-	-	-	-	-	-	-
NDW Dahlgren PD	-	-	-	-	-	-	-	-	-	-	-	-	-
Newport News Park Rangers	-	-	-	-	-	-	-	-	-	-	-	-	-
Norfolk Airport Authority	-	-	-	-	-	-	-	-	-	-	-	-	-
Norfolk Naval Base PD	-	-	-	-	-	-	-	-	-	-	-	-	-
Norfolk Naval Shipyard PD	-	-	-	-	-	-	-	-	-	-	-	-	-
Norfolk State University PD	21	-	-	-	-	-	-	-	-	-	-	-	-
NSASP Dahlgren Police Department	-	-	-	-	-	-	-	-	-	-	-	-	-
Oceana Naval Air Station	-	-	-	-	-	-	-	-	-	-	-	-	-
Old Dominion University PD	45	-	-	-	-	-	-	-	-	-	-	-	-
Quantico Marine Base PD	-	-	-	-	-	-	-	-	-	-	-	-	-
Quantico Provost Marshal's Office	-	-	-	-	-	-	-	-	-	-	-	-	-
Radford University PD	22	-	-	-	-	-	-	-	-	-	-	-	-
Richard Bland College PD	4	-	-	-	-	-	-	-	-	-	-	-	-
Richmond Housing Authority P.D.	-	-	-	-	-	-	-	-	-	-	-	-	-
Richmond International Airport Police	25	-	-	-	-	-	-	-	-	-	-	-	-
Shenandoah National Park Big Meadows	-	-	-	-	-	-	-	-	-	-	-	-	-
U.S. Forest Service	-	-	-	-	-	-	-	-	-	-	-	-	-
University of Mary Washington PD	16	-	-	-	-	-	-	-	-	-	-	-	-

APPENDIX M: DUI Breath Tests Administered by Agency

Rate per 100,000 Population Served, 2010-2021

University of Richmond PD	21	-	-	-	-	-	-	-	-	-	-	-	-
University of Virginia PD	52	-	-	-	-	-	-	-	-	-	-	-	-
US Coast Guard	-	-	-	-	-	-	-	-	-	-	-	-	-
US Fish & Wildlife Service	-	-	-	-	-	-	-	-	-	-	-	-	-
UVA-Wise PD	9	-	-	-	-	-	-	-	-	-	-	-	-
Virginia Commonwealth University PD	86	-	-	-	-	-	-	-	-	-	-	-	-
Virginia Military Institute Post Police	10	-	-	-	-	-	-	-	-	-	-	-	-
Virginia Tech PD	47	-	-	-	-	-	-	-	-	-	-	-	-
William and Mary PD	20	-	-	-	-	-	-	-	-	-	-	-	-
UNKNOWN OR OTHER													
DFS Central Lab	-	-	-	-	-	-	-	-	-	-	-	-	-
Pulaski County PD	-	-	-	-	-	-	-	-	-	-	-	-	-
Unknown	-	-	-	-	-	-	-	-	-	-	-	-	-

Source 1: Virginia Department of Forensic Science, Breath Alcohol Records, Test Results by Operator Agency. Retrieved: 11/18/2022 from <https://breath.dfs.virginia.gov/> Table prepared by Crime Commission staff.

Source 2: Virginia State Police_FBI, Population Survey Data used for Rate Indicators, ORI population

APPENDIX N: PRE-CONVICTION DUI ADMINISTRATIVE DRIVER'S LICENSE SUSPENSION STATUTES

STATE	CODE SECTION(S)	LENGTH OF SUSPENSION/REVOCAION (DUI)*	LENGTH OF SUSPENSION/REVOCAION (REFUSAL)**
ALABAMA	ALA. CODE § 32-5A-304 (2023)	1st offense: 90 days suspended 2nd offense: 1 year suspended 3rd or 4th offense: 3 years suspended 5th or subsequent offense: 5 years suspended	1st offense: 90 days suspended 2nd offense: 1 year suspended 3rd or 4th offense: 3 years suspended 5th or subsequent offense: 5 years suspended
ALASKA	ALASKA STAT. § 28.15.181 (2023)	1st offense: 90 days 2nd offense: 1 year 3rd offense: 3 years 4th or subsequent offense: 5 years	1st offense: 90 days 2nd offense: 1 year 3rd offense: 3 years 4th or subsequent offense: 5 years
ARIZONA	ARIZ. REV. STAT. ANN. § 28-1321 (2023)	All offenses: 90 days	1st offense: 12 months 2nd or subsequent offense w/84 months: 2 years
ARKANSAS	ARK. CODE ANN. § 5-65-104 (2023) (DUI) ARK. CODE ANN. § 5-65-205 (2023) (refusal)	1st offense: 6 months suspended 2nd offense w/5 years of 1st offense: 24 months suspended 3rd offense w/5 years of 1st offense: 30 months suspended 4th or subsequent offense w/5 years of 1st offense: 4 years revoked	1st offense: 180 days suspended 2nd offense w/5 years of 1st offense: 2 years suspended 3rd offense w/5 years of 1st offense: 3 years revoked 4th offense w/5 years of 1st offense: lifetime revocation
CALIFORNIA	CAL. VEH. CODE § 13353.3 (Deering 2023) (DUI) CAL. VEH. CODE § 13353.1 (Deering 2023) (refusal)	1st offense: 4 months suspended 2nd offense w/10 years: 1 year suspended	1st offense: 1 year suspended 2nd offense w/10 years: 2 years revoked 3rd offense w/10 years: 3 years revoked
COLORADO	COLO. REV. STAT. § 42-2-126 (2023)	1st offense: 9 months revoked 2nd offense: 1 year revoked 3rd or subsequent offense: 2 years	1st offense: 1 year revoked 2nd offense: 2 years revoked 3rd or subsequent offense: 3 years
CONNECTICUT	CONN. GEN. STAT. § 14-227b (2023)	All offenses: 45 days	All offenses: 45 days

2022 VSCC Annual Report: Driving Under the Influence (DUI) Laws and Enforcement

STATE	CODE SECTION(S)	LENGTH OF SUSPENSION/REVOCATION (DUI)*	LENGTH OF SUSPENSION/REVOCATION (REFUSAL)**
DELAWARE	DEL. CODE ANN. tit. 21 § 2742 (2023)	1st offense: 3 months revoked 2nd offense w/5 years: 1 year revoked 3rd or subsequent offense w/5 years: 18 months revoked	1st offense: 1 year revoked 2nd offense w/5 years: 18 months revoked 3rd or subsequent offense w/5 years: 24 months revoked
FLORIDA	FLA. STAT. § 322.2615 (2023) (DUI) FLA. STAT. § 316.1932 (2023) (refusal)	1st offense: 6 months suspended 2nd or subsequent offense: 1 year suspended	1st offense: 1 year suspended 2nd or subsequent offense: 18 months suspended
GEORGIA	GA. CODE ANN. § 40-5-67.2 (2023)	1st offense: 1 year suspended 2nd offense w/5 years: 3 years suspended 3rd or subsequent offense w/5 years: 5 years suspended	1st offense: 1 year suspended 2nd offense w/5 years: 3 years suspended 3rd or subsequent offense w/5 years: 5 years suspended
HAWAII	HAW. REV. STAT. § 291E-41 (2023)	1st offense: 1 year revoked 2nd offense w/10 years: 2 years revoked 3rd or subsequent offense w/10 years: 4 years revoked BAC at or higher than .15 1st offense: 18 months or 2 years revoked, depending on ignition interlock installation 2nd offense w/10 years: 3 years revoked 3rd or subsequent offense w/10 years: 6 years revoked	1st offense: 2 years revoked 2nd offense w/10 years: 4 years revoked 3rd or subsequent offense w/10 years: 8 years revoked
IDAHO	IDAHO CODE § 18-8002A (2023)	1st offense: 90 days suspended 2nd or subsequent offense w/5 years: 1 year suspended	1st offense: 1 year suspended 2nd or subsequent offense w/10 years: 2 years suspended
ILLINOIS	625 ILL. COMP. STAT. 5/6-208.1 (2023)	1st offense: 6 months suspended 2nd or subsequent offense: 1 year suspended	1st offense: 12 months suspended 2nd or subsequent offense: 3 years suspended
INDIANA	IND. CODE § 9-30-6-9 (2023)	All offenses: 180 days suspended	1st offense: 1 year suspended 2nd or subsequent offense: 2 years suspended

2022 VSCC Annual Report: Driving Under the Influence (DUI) Laws and Enforcement

STATE	CODE SECTION(S)	LENGTH OF SUSPENSION/REVOCATION (DUI)*	LENGTH OF SUSPENSION/REVOCATION (REFUSAL)**
IOWA	IOWA CODE § 321J.12 (2023) (DUI) IOWA CODE § 321J.9 (2023) (refusal)	1st offense: 180 days revoked 2nd or subsequent offense: 1 year	1st offense: 1 year revoked 2nd or subsequent offense: 2 years revoked
KANSAS	KAN. STAT. ANN. § 8-1014 (2023)	1st offense: 30 days suspended, 180 days ignition interlock 2nd offense: 1 year suspended, 1 year ignition interlock 3rd offense: 1 year suspended, 2 years ignition interlock 4th offense: 1 year suspended, 3 years ignition interlock 5th or subsequent offense: 1 year suspended, 10 years ignition interlock 1st offense (BAC .15 or higher): 1 year suspended, 1 year ignition interlock 2nd offense (BAC .15 or higher): 1 year suspended, 2 years ignition interlock 3rd offense (BAC .15 or higher): 1 year suspended, 3 years ignition interlock 4th offense (BAC .15 or higher): 1 year suspended, 4 years ignition interlock 5th or subsequent offense (BAC .15 or higher): 1 year suspended, 10 years ignition interlock	1st offense: 1 year suspended, 2 years ignition interlock 2nd offense: 1 year suspended, 3 years ignition interlock 3rd offense: 1 year suspended, 4 years ignition interlock 4th offense: 1 year suspended, 5 years ignition interlock 5th or subsequent offense: 1 year suspended, 10 years ignition interlock

2022 VSCC Annual Report: Driving Under the Influence (DUI) Laws and Enforcement

STATE	CODE SECTION(S)	LENGTH OF SUSPENSION/REVOCATION (DUI)*	LENGTH OF SUSPENSION/REVOCATION (REFUSAL)**
KENTUCKY	KY. REV. STAT. ANN. § 189A.070 (LexisNexis 2023) (DUI) KY. REV. STAT. ANN. §§ 189A.107 and 189A.200 (LexisNexis 2023) (refusal)	Only post-conviction license suspensions are authorized	1st offense: 4 months or 6 months suspended, depending on ignition interlock usage 2nd offense w/10 years: 12 months or 18 months suspended, depending on ignition interlock usage 3rd offense w/10 years: 18 months or 36 months, depending on ignition interlock usage 4th or subsequent offense w/10 years: 30 months or 60 months, depending on ignition interlock usage
LOUISIANA	LA. STAT. ANN. § 32:667 (2023)	1st offense: 90 days suspended 2nd or subsequent offense w/5 years: 365 days suspended 1st offense (BAC .20 or higher): 2 years suspended 2nd or subsequent offense w/5 years (BAC .20 or higher): 4 years	1st offense: 1 year suspended 2nd or subsequent offense w/10 years: 2 years suspended
MAINE	ME. STAT. tit. 29-A § 2451 (2023) (DUI) ME. STAT. tit. 29-A § 2521 (2023) (refusal)	1st offense: none 2nd offense w/10 years: 150 days suspended 3rd offense w/10 years: 3 years suspended 4th offense w/10 years: 6 years suspended 5th offense w/10 years: 8 years suspended Prior felony DUI offense: 10 years suspended	1st offense: 275 days suspended 2nd offense: 18 months suspended 3rd offense: 4 years suspended 4th or subsequent offense: 6 years suspended
MARYLAND	MD. CODE ANN., TRANSP. § 16-205.1 (LexisNexis 2023)	1st offense: 180 days suspended 2nd or subsequent offense: 180 days suspended 1st offense (BAC .15 or higher): 180 days suspended 2nd or subsequent offense (BAC .15 or higher): 270 days suspended	1st offense: 270 days suspended 2nd or subsequent offense: 2 years suspended
MASSACHUSETTS	MASS. ANN. LAWS ch. 90, § 24 (LexisNexis 2023)	All offenses: 30 days suspended	1st offense: 180 days suspended 2nd offense: 3 years suspended 3rd offense: 5 years suspended 4th or subsequent offense: lifetime suspension

2022 VSCC Annual Report: Driving Under the Influence (DUI) Laws and Enforcement

STATE	CODE SECTION(S)	LENGTH OF SUSPENSION/REVOCAION (DUI)*	LENGTH OF SUSPENSION/REVOCAION (REFUSAL)**
MICHIGAN	MICH. COMP. LAWS § 257.319 (2023) (DUI) MICH. COMP. LAWS § 257.625f (2023) (refusal)	Only post-conviction license suspensions are authorized	1st offense: 1 year suspended 2nd or subsequent offense: 2 years suspended
MINNESOTA	MINN. STAT. § 169A.52 (2023)	1st offense: 90 days revoked 1st offense (BAC .16 or higher): 1 year revoked 2nd offense w/10 years or 3rd offense: 1 year revoked 2nd offense w/10 years or 3rd offense (BAC .16 or higher): 2 years revoked 3rd offense w/10 years or 4th offense: 3 years revoked 4th offense w/10 years: 4 years revoked 5th or subsequent offense: 6 years revoked	1st offense: 1 year revoked 2nd offense w/10 years or 3rd offense: 2 years revoked 3rd offense w/10 years or 4th offense: 3 years revoked 4th offense w/10 years: 4 years revoked 5th or subsequent offense: 6 years revoked
MISSISSIPPI	MISS. CODE ANN. § 63-11-23 (2023) (DUI) MISS. CODE ANN. § 63-11-5 (2023) (refusal)	All offenses: 90 days suspended	1st offense: 90 days suspended 2nd offense: 1 year suspended
MISSOURI	MO. REV. STAT. § 302.525 (2023) (DUI) MO. REV. STAT. § 302.574 (refusal)	1st offense: 30 days suspended 2nd or subsequent offense w/5 years: 1 year revoked	1st offense: 1 year revoked
MONTANA	MONT. CODE ANN. § 61-8-1032 (2023)	Only post-conviction license suspensions are authorized	1st offense: 6 months suspended 2nd or subsequent offense w/5 years: 1 year suspended
NEBRASKA	NEB. REV. STAT. § 60-498.02 (2023)	1st offense: 180 days revoked 2nd or subsequent offense w/15 years: 1 year revoked	All offenses: 1 year revoked
NEVADA	NEV. REV. STAT. § 484C.210 (2023)	All offenses: 185 days revoked	1st offense: 1 year revoked 2nd or subsequent offense w/7 years: 3 years revoked

2022 VSCC Annual Report: Driving Under the Influence (DUI) Laws and Enforcement

STATE	CODE SECTION(S)	LENGTH OF SUSPENSION/REVOCAION (DUI)*	LENGTH OF SUSPENSION/REVOCAION (REFUSAL)**
NEW HAMPSHIRE	N.H. REV. STAT. § 265-A:30 (2023) (DUI) N.H. REV. STAT. § 265-A:14 (2023) (refusal)	1st offense: 6 months suspended 2nd offense: 2 years suspended	1st offense: 180 days suspended 2nd offense: 2 years suspended
NEW JERSEY	N.J. REV. STAT. § 39:4-50.4a (2023)	Only post-conviction license suspensions are authorized	1st offense: suspended until the installation of an ignition interlock device 2nd offense: 1 to 2 years suspended 3rd or subsequent offense: 8 years suspended
NEW MEXICO	N.M. STAT. ANN. § 66-8-111 (2023)	1st offense: 6 months revoked 2nd or subsequent offense: 1 year revoked	All offenses: 1 year revoked
NEW YORK	N.Y. VEH. & TRAF. LAW § 1193 (Consol. 2023) (DUI) N.Y. VEH. & TRAF. LAW § 1194 (Consol. 2023) (refusal)	1st offense: 30 days suspended 2nd offense w/5 years (or previously convicted of a DUI felony): suspended pending prosecution	1st offense: 1 year revoked 2nd offense w/5 years: 18 months revoked
NORTH CAROLINA	N.C. GEN. STAT. § 20-16.2 (2023)	All offenses (BAC .08 to .14): 30 days revoked All offenses (BAC .15 or higher): 12 months revoked	All offenses: 12 months revoked
NORTH DAKOTA	N.D. CENT. CODE § 39-20-04.1 (2023) (DUI) N.D. CENT. CODE § 39-20-04 (2023) (refusal)	1st offense: 91 days suspended 1st offense (BAC .18 or higher): 180 days suspended 2nd offense w/7 years: 365 days suspended 2nd offense w/7 years (BAC .18 or higher) or 3rd offense: 2 years suspended 3rd offense w/7 years, or 3rd offense (prior offense with BAC .18 or higher): 3 years suspended	1st offense: 185 days revoked 2nd offense w/7 years: 2 years revoked 3rd or subsequent offense w/7 years: 3 years revoked

2022 VSCC Annual Report: Driving Under the Influence (DUI) Laws and Enforcement

STATE	CODE SECTION(S)	LENGTH OF SUSPENSION/REVOCATION (DUI)*	LENGTH OF SUSPENSION/REVOCATION (REFUSAL)**
OHIO	OHIO REV. CODE ANN. §§ 4510.02 (period) and 4511.191 (LexisNexis 2023)	1st offense: 3 months suspended 2nd offense w/10 years: 1 year suspended 3rd offense w/10 years: 2 years suspended 4th or subsequent offense w/10 years: 3 years suspended	1st offense: 1 year suspended 2nd offense w/10 years: 2 years suspended 3rd offense w/10 years: 3 years suspended 4th or subsequent offense w/10 years: 5 years suspended
OKLAHOMA	OKLA. STAT. tit. 47, §§ 6-205.1 (period), 753 (refusal), and 754 (DUI)	1st offense: 180 days revoked 2nd offense w/10 years: 1 year revoked 3rd offense w/10 years: 2 years revoked	1st offense: 180 days revoked 2nd offense w/10 years: 1 year revoked 3rd offense w/10 years: 2 years revoked
OREGON	OR. REV. STAT. § 813.420 (2023)	1st offense: 90 days suspended 2nd offense w/5 years: 1 year suspended	1st offense: 1 year suspended 2nd offense w/5 years: 3 years suspended
PENNSYLVANIA	75 PA. CONS. STAT. § 3804 (2023) (DUI) 75 PA. CONS. STAT. § 1547 (2023) (refusal)	Only post-conviction license suspensions are authorized	1st offense: 12 months suspended 2nd offense: 18 months suspended
RHODE ISLAND	R.I. GEN. LAWS § 31-27-2 (2023) (DUI) R.I. GEN. LAWS § 31-27-2.1 (2023) (refusal)	Only post-conviction license suspensions are authorized	1st offense: 6 months to 1 year suspended 2nd offense w/5 years: 2 years suspended 3rd or subsequent offense w/5 years: 2 to 5 years suspended
SOUTH CAROLINA	S.C. CODE ANN. § 56-5-2951 (2023)	1st offense (BAC .15 or higher): 1 month suspended 2nd offense w/10 years (BAC .15 or higher): 2 months suspended 3rd offense w/10 years (BAC .15 or higher): 3 months suspended 4th or subsequent offense w/10 years (BAC .15 or higher): 4 months suspended	1st offense: 6 months suspended 2nd offense w/10 years: 9 months suspended 3rd offense w/10 years: 12 months suspended 4th or subsequent offense w/10 years: 15 months suspended

2022 VSCC Annual Report: Driving Under the Influence (DUI) Laws and Enforcement

STATE	CODE SECTION(S)	LENGTH OF SUSPENSION/REVOCATION (DUI)*	LENGTH OF SUSPENSION/REVOCATION (REFUSAL)**
SOUTH DAKOTA	S.D. CODIFIED LAWS § 32-23-2 (2023) (DUI) S.D. CODIFIED LAWS § 32-23-19 (2023) (refusal)	Only post-conviction license suspensions are authorized	Only post-conviction license suspensions are authorized
TENNESSEE	TENN. CODE ANN. § 55-10-407 (2023)	1st offense: 1 year revoked 2nd offense w/10 years: 2 years revoked	1st offense: 1 year revoked 2nd offense w/10 years: 2 years revoked
TEXAS	TEX. TRANSP. CODE § 524.022 (2023) (DUI) TEX. TRANSP. CODE § 724.035 (2023) (refusal)	1st offense: 90 days suspended 2nd offense w/10 years: 1 year suspended	1st offense: 180 days suspended 2nd offense w/10 years: 2 years suspended
UTAH	UTAH CODE ANN. § 41-6a-509 (LexisNexis 2023) (DUI) UTAH CODE ANN. § 41-6a-521.1 (LexisNexis 2023) (refusal)	1st offense: 120 days suspended 2nd offense w/10 years: 2 years revoked	1st offense: 18 months revoked 2nd offense w/10 years: 36 months revoked
VERMONT	VT. STAT. ANN. tit. 23, § 1205 (2023)	1st and 2nd offense: 90 days suspended 3rd offense w/3 years AND prior offense included a BAC .16 or higher: lifetime suspension	All offenses: 6 months suspended
VIRGINIA	VA. CODE ANN. § 46.2-391.2	1st offense: 7 days 2nd offense: 60 days or until the day of trial 3rd offense: until the day of trial	1st offense: 7 days 2nd offense: 60 days or until the day of trial 3rd offense: until the day of trial
WASHINGTON	WASH. REV. CODE § 46.20.3101(2023)	1st offense: 90 days suspended 2nd or subsequent offense w/7 years: 2 years revoked	1st offense: 1 year revoked 2nd or subsequent offense w/7 years: 2 years revoked

2022 VSCC Annual Report: Driving Under the Influence (DUI) Laws and Enforcement

STATE	CODE SECTION(S)	LENGTH OF SUSPENSION/REVOCAION (DUI)*	LENGTH OF SUSPENSION/REVOCAION (REFUSAL)**
WEST VIRGINIA	W. VA. CODE § 17C-5-2 (2023) (DUI) W. VA. CODE § 17C-5-7a (2023) (refusal)	Only post-conviction license suspensions are authorized	1st offense: 1 year revoked 2nd offense: 10 years revoked 3rd or subsequent offense: lifetime revocation
WISCONSIN	WIS. STAT. § 343.305 (2023)	All offenses: 6 months suspended	1st and 2nd offense: 1 year revoked 3rd offense w/10 years: 2 years revoked 4th or subsequent offense: 3 years revoked
WYOMING	WYO. STAT. ANN. § 31-6-102 (2023)	All offenses: 90 days suspended	Wyoming does not appear to suspend drivers' licenses for refusal offenses

* This column provides the pre-conviction administrative license suspension periods for drivers arrested for DUI who were found to have a BAC at or exceeding .08%. This column also includes the pre-conviction administrative license suspension periods for drivers with an elevated BAC (typically at or exceeding .15%). This table does not include additional license suspension periods specified in several state statutes that are imposed for DUI offenses when another person is injured or killed.

** This column provides the pre-conviction administrative license suspension periods for drivers arrested for DUI who refused to submit to a breath or blood test. Generally, in calculating the number of prior offenses to determine the length of the license suspension, the statutes include both prior DUI convictions and prior refusal convictions.

APPENDIX O



DUI Related Convictions Among State Responsible New Court Commitments

VADOC Research - Forecast Unit

April 2023

Introduction

This report summarizes the sentencing information related to eleven separate DUI related statutes: §§18.2-36.1, 18.2-51.4, 18.2-266, 18.2-266.1, 18.2-268.3, 18.2-270.1, 18.2-272, 46.2-341.24, 46.2-341.26:3, 46.2-341.29, and 46.2-341.31¹ among the SR New Court Commitments (NCC) sentenced between calendar year 2017 and 2021². There were no convictions under §§46.2-341.26:3, 46.2-341.29, and 46.2-341.31 during that time. Therefore, these statutes have been excluded from the analysis. The data was broken out by statute and not individual offense, as the number of convictions were too low to reveal meaningful information by further segmenting the data.

Analysis

The total number of SR NCC with at least one DUI conviction decreased each year through CY2020, going from 826 in CY2017 to 508 in CY2020 (-38.5%). The large decrease from CY2019 to CY2020 could be due to the impact the COVID-19 had on the criminal justice system. The number of SR NCC with at least one DUI conviction subsequently increased to 583 in CY2021 (+14.8%). Almost three-quarters of SR NCC (71.7%) had only one conviction across all DUI related statutes in any given year. The share of SR NCC with more than three convictions for DUI offenses was very low (1.6%), especially after CY2017. While only a small number of SR NCC had more than one conviction under each single statute, a larger share of SR NCC had multiple convictions under §18.2-266 (18.9%) and §18.2-51.4 (15.6%).

Table 1 – SR NCC with DUI Convictions

# of DUI Convictions	CY2017	CY2018	CY2019	CY2020	CY2021	Total NCC
1 Conviction	602	493	487	377	415	2,374
2 Convictions	158	159	155	98	137	707
3 Convictions	46	45	34	31	21	177
4 Convictions	17	7	8	1	7	40
5 Convictions	1	1	3	1	3	9
6 Convictions	0	1	0	0	0	1
7 Convictions	1	0	0	0	0	1
8 Convictions	1	0	0	0	0	1
# of NCC	826	706	687	508	583	3,309

Of the DUI-related statutes examined, §18.2-266 had the highest number of SR NCC with at least one conviction (n=2,972), followed by §§18.2-272 (n=484), 18.2-36.1 (n=166), 18.2-51.4 (n=128) and 18.2-268.3 (n=69). Convictions under §18.2-36.1 had substantially higher sentence lengths for the DUI offense (median=60; mean=74.1) followed by §§18.2-51.4 (median=24; mean=29.5), 46.2-341.24 (median=14; mean=13) and 18.2-266 (median=12; mean 12.4). (See Table 2 on the next page).

¹ §§ 18.2-36.1 (Involuntary manslaughter, under the influence), 18.2-51.4 (Drive vehicle/Operate watercraft while intoxicated), 18.2-266 (Driving motor vehicle, engine, etc., while intoxicated, etc.), 18.2-266.1 (Under 21 yrs. of age, illegally consume alcohol), 18.2-268.3 (Refusal of breath test, 2nd DWI/refusal within 10 years), 18.2-270.1 (Tamper w. remote alcohol monitoring device), 18.2-272 (Driving after license suspension), 46.2-341.24 (Driving a commercial motor vehicle while intoxicated, etc.), 46.2-341.26:3 (Refusal of breath test, 2nd DWI/refusal within 10 years) 46.2-341.29 (Penalty for driving commercial motor vehicle with blood alcohol content equal to or greater than 0.04) and 46.2-341.31 (Driving commercial motor vehicle with any alcohol in blood).
² NCC – New Court Commitment – An inmate sentenced to a term of SR incarceration during the time period indicated; based on the date of an inmate's last court order prior to being classified.

Table 2 – SR NCC with At Least One Conviction for a DUI Offense							Sentence Length per DUI Conviction (months) ³			
Statute	CY2017	CY2018	CY2019	CY2020	CY2021	Total SR NCC	Min.	Median	Mean	Max.
§18.2-36.1	46	25	39	21	35	166	2.0	60.0	74.1	240.0
§18.2-51.4	34	17	26	12	39	128	0.0	24.0	29.5	120.0
§18.2-266	751	648	603	459	511	2,972	0.0	12.0	12.4	96.0
§18.2-266.1	2	1	1	0	1	5	0.0	2.0	4.1	12.0
§18.2-268.3	21	23	11	10	4	69	0.0	3.0	4.2	12.0
§18.2-270.1	1	0	1	1	0	3	0.1	1.5	3.9	10.0
§18.2-272	121	113	104	71	75	484	0.0	3.0	6.3	65.0
§146.2-341.24	0	2	0	0	1	3	1.0	14.0	13.0	24.0

Convictions for §18.2-36.1 (Involuntary manslaughter, under the influence)

On average, 33 SR NCC had one or more convictions for §18.2-36.1 each year (median=35). A large majority of these SR NCC (94%) had one conviction under this statute, and none had more than two convictions.

Table 3 – §18.2-36.1 (Involuntary manslaughter, under the influence)						
# of DUI Convictions	CY2017	CY2018	CY2019	CY2020	CY2021	# of NCC
1 Conviction	44	24	35	19	34	156
2 Convictions	2	1	4	2	1	10
# of NCC	46	25	39	21	35	166

Convictions for §18.2-51.4 (Drive vehicle/Operate watercraft while intoxicated)

On average, 25.6 SR NCC had one or more convictions for §18.2-51.4 each year (median=26). A large majority of these SR NCC (84.4%) had one conviction under this statute, and none had more than seven convictions.

Table 4 – §18.2-51.4 (Drive vehicle/Operate watercraft while intoxicated)						
# of DUI Convictions	CY2017	CY2018	CY2019	CY2020	CY2021	# of NCC
1 Conviction	30	14	22	11	31	108
2 Convictions	3	2	4	1	6	16
3 Convictions	0	1	0	0	1	2
4 Convictions	0	0	0	0	1	1
5 Convictions	0	0	0	0	0	0
6 Convictions	0	0	0	0	0	0
7 Convictions	1	0	0	0	0	1
# of NCC	34	17	26	12	39	128

³ Sentence imposed for the DUI offense statute listed; if an NCC had multiple counts of an offense that was entered as a single sentence record in VirginiaCORIS, it is the sentence imposed for that single sentence record; if an NCC had multiple counts of the same offense and each count was entered as a separate sentence record, it is the sentence imposed for each of those sentence records; if an NCC had offenses covered by different DUI statutes, each offense is entered as a separate sentence record and the sentence is the sentence imposed for each sentence record, meaning an NCC can appear in this table multiple times; for example, if an NCC had a conviction for a §18.2-36.1 offense and a conviction for a §18.2-51.4, that NCC is included in each of those rows.

Convictions for §18.2-266 (Driving motor vehicle, engine, etc., while intoxicated, etc.)

On average, 594 SR NCC had one or more convictions for §18.2-266 each year (median=603). A large majority of these SR NCC (81.1%) had one conviction under this statute, and none had more than four convictions.

Table 5 – §18.2-266 (Driving motor vehicle, engine, etc., while intoxicated, etc.)						
# of DUI Convictions	CY2017	CY2018	CY2019	CY2020	CY2021	# of NCC
1 Conviction	632	519	476	377	406	2,410
2 Convictions	99	118	116	70	98	501
3 Convictions	16	9	10	12	7	54
4 Convictions	4	2	1	0	0	7
# of NCC	751	648	603	459	511	2,972

Convictions for §18.2-266.1 (Under 21 yrs. of age, illegally consume alcohol)

On average, 1 NCC had one or more convictions for §18.2-266.1 each year (median=1). All of these SR NCC had one conviction under this statute.

Table 6 – §18.2-266.1 (Under 21 yrs. of age, illegally consume alcohol)						
# of DUI Convictions	CY2017	CY2018	CY2019	CY2020	CY2021	# of NCC
1 Conviction	2	1	1	0	1	5
# of NCC	2	1	1	0	1	5

Convictions for §18.2-268.3 (Refusal of breath test, 2nd DWI/refusal within 10 years)

On average, 14 NCC had one or more convictions for §18.2-268.3 each year (median=11). All of these SR NCC had one conviction under this statute.

Table 7 – §18.2-268.3 (Refusal of breath test, 2nd DWI/refusal within 10 years)						
# of DUI Convictions	CY2017	CY2018	CY2019	CY2020	CY2021	# of NCC
1 Conviction	21	23	11	10	4	69
# of NCC	21	23	11	10	4	69

Convictions for §18.2-270.1 (Tamper w. remote alcohol monitoring device)

On average, less than one NCC had one or more convictions for §18.2-270.1 each year (median=1). All of these SR NCC had one conviction under this statute.

Table 8 – §18.2-270.1 (Tamper w. remote alcohol monitoring device)						
# of DUI Convictions	CY2017	CY2018	CY2019	CY2020	CY2021	# of NCC
1 Conviction	1	0	1	1	0	3
# of NCC	1	0	1	1	0	3

Convictions for §18.2-272 (Driving after license suspension)

On average, 97 NCC had one or more convictions for §18.2-272 each year (median=104). The large majority these SR NCC (91.7%) had one conviction under this statute, and none had more than three convictions.

# of DUI Convictions	CY2017	CY2018	CY2019	CY2020	CY2021	# of NCC
1 Conviction	108	106	92	68	70	444
2 Convictions	12	5	10	2	5	34
3 Convictions	1	2	2	1	0	6
# of NCC	121	113	104	71	75	484

Convictions for §146.2-341.24 (Driving a commercial motor vehicle while intoxicated, etc.)

On average, less than one NCC had one or more convictions for §146.2-341.24 each year (median=0). All of these SR NCC had one conviction under this statute.

# of DUI Convictions	CY2017	CY2018	CY2019	CY2020	CY2021	# of NCC
1 Conviction	0	2	0	0	1	3
# of NCC	0	2	0	0	1	3

Length of Stay Information

On average, SR NCC with convictions under §18.2-36.1 had a longer Total Expected Length of Stay (TELOS)⁴ (median=52 months; mean=67 months) compared to the other statutes.

Statute	Min.	Median	Mean	Max.
§18.2-36.1	0.5	52.2	66.8	430.7
§18.2-51.4	1.4	26.3	40.0	430.7
§18.2-266	0.0	13.3	22.0	1,079.2
§18.2-266.1	11.2	19.5	28.0	53.3
§18.2-268.3	0.2	19.6	28.3	262.6
§18.2-270.1	9.5	12.7	18.6	33.7
§18.2-272	0.1	14.7	22.1	383.3
§146.2-341.24	14.7	25.3	25.5	36.5

The total imposed sentence for an SR NCC is comprised of the sentences imposed for all convictions for this term of SR incarceration. The sentence for each conviction may be imposed consecutive to the sentence(s) imposed for other convictions, concurrent with the sentence(s) imposed for other convictions, suspended in whole or in part, or in some combination of these methods. As a result, the sentences imposed for the DUI offenses can comprise a varying percentage of an SR NCC's total imposed sentence. Convictions under §18.2-36.1 on average accounted for 78.8% of an NCC's Total Sentence, followed by convictions under §18.2-51.4, which accounted for 62.5% of the NCC's Total Sentence length. On

⁴ TELOS = Total Expected Length of Stay based on an inmate's New Commitment Date and Expected Release Date; this is a measure of how long an inmate is expected to be State Responsible (i.e. occupying an SR bed).

the other hand, convictions under §18.2-266.1 and §18.2-270.1 only accounted for 6.9% and 8.0% of the NCC's Total Sentence length respectively.

Statute	% of Total Sentence
§18.2-36.1	79.8%
§18.2-51.4	62.5%
§18.2-266	47.9%
§18.2-266.1	6.9%
§18.2-268.3	10.3%
§18.2-270.1	8.0%
§18.2-272	23.9%
§146.2-341.24	35.4%

Main Takeaways

- The large majority (77.6%) of all DUI related convictions fall under §18.2-266 (Driving motor vehicle, engine, etc., while intoxicated, etc.), while another sizeable portion (12.6%) falls under §18.2-272 (Driving after license suspension).
- Across all listed DUI statutes, 71.7% of NCC had only one conviction.
- Overall, the number of NCC convicted under the listed DUI statutes decreased between CY2017-CY2020 (-38.5%) but showed an increase in CY2021 (+14.8%)
- §18.2-36.1 had by far the longest sentence lengths (Median=60; Mean=74.1) compared to all the other DUI related statutes. The number of offenders convicted under this statute was also sizeable (166). Sentence lengths (Median=24; Mean=29.5) for convictions under §18.2-51.4 were also longer compared to other DUI related offenses and affected 128 NCCs.
- §18.2-36.1 stands out in regard to TELOS and the average share that statute convictions take of an NCC's Total Sentence vary considerably.

For additional information, contact:
 VADOC Research Unit
 Virginia Department of Corrections
 P.O. Box 26963
 6900 Atmore Drive
 Richmond, VA 23261
 research@vadoc.virginia.gov

Appendix P: Oral Fluid Testing for DUI Offenses

STATE	ORAL FLUID TESTING AUTHORIZED	SPECIFIC OR GENERAL AUTHORIZATION*
ALABAMA	YES ALA. CODE § 32-5-192 (2023)	Specific
ALASKA	NO	-
ARIZONA	YES ARIZ. REV. STAT. ANN. § 28-1321 (2023)	General
ARKANSAS	YES ARK. CODE ANN. § 5-65-202 (2023)	Specific
CALIFORNIA	NO	-
COLORADO	YES COLO. REV. STAT. § 42-4-1301.1 (2023)	Specific
CONNECTICUT	NO	-
DELAWARE ¹	YES DEL. CODE ANN. tit. 21, § 4177L (2023)	General
FLORIDA	NO	-
GEORGIA	YES GA. CODE ANN. § 40-5-55 (2023)	General
HAWAII	NO	-
IDAHO	NO	-
ILLINOIS	YES 625 ILL. COMP. STAT. 5/11-501.1 (2023)	General
INDIANA	YES IND. CODE §§ 9-13-2-22 and 9-30-6-2 (2023)	General
IOWA	NO	-
KANSAS	YES KAN. STAT. ANN. §§ 8-1012 and 75-712h (2023)	Specific
KENTUCKY	NO	-
LOUISIANA	YES LA. STAT. ANN. § 32:661 (2023)	General
MAINE	NO	-
MARYLAND	NO	-
MASSACHUSETTS	NO	-
MICHIGAN	YES MICH. COMP. LAWS § 257.625r (2023)	Specific
MINNESOTA	NO	-
MISSISSIPPI ²	YES MISS. CODE ANN. §§ 63-11-3 AND 63-11-5 (2023)	General

2022 VSCC Annual Report: Driving Under the Influence (DUI) Laws and Enforcement

STATE	ORAL FLUID TESTING AUTHORIZED	SPECIFIC OR GENERAL AUTHORIZATION*
MISSOURI	YES MO. REV. STAT. § 577.020 (2023)	Specific
MONTANA	NO	-
NEBRASKA	NO	-
NEVADA	YES NEV. REV. STAT. § 484C.160 (2023)	General
NEW HAMPSHIRE	NO	-
NEW JERSEY	NO	-
NEW MEXICO	NO	-
NEW YORK	YES N.Y. VEH, & TRAF. LAW § 1194 (Consol. 2023)	Specific
NORTH CAROLINA	YES N.C. GEN. STAT. §§ 20-4.01 and 20-16.2 (2023)	General
NORTH DAKOTA	YES N.D. CENT. CODE § 39-20-01 (2023)	Specific
OHIO ³	YES OHIO REV. CODE ANN. 4511.19 (LexisNexis 2023)	General
OKLAHOMA	YES OKLA. STAT. tit. 47, § 751 (2023)	Specific
OREGON	NO	-
PENNSYLVANIA	NO	-
RHODE ISLAND	YES R.I. GEN. LAWS § 31-27-2.1 (2023)	Specific
SOUTH CAROLINA ⁴	YES S.C. CODE ANN. § 56-5-2950 (2023)	General
SOUTH DAKOTA	YES S.D. CODIFIED LAWS § 32-23-10 (2023)	General
TENNESSEE	NO	-
TEXAS	NO	-
UTAH	YES UTAH CODE ANN. § 41-6A-520 (LexisNexis 2023)	Specific
VERMONT	YES VT. STAT. ANN. tit. 23, § 1202 (2023)	Specific
VIRGINIA	NO	-
WASHINGTON	NO	-
WEST VIRGINIA	NO	-
WISCONSIN	NO	-

2022 VSCC Annual Report: Driving Under the Influence (DUI) Laws and Enforcement

STATE	ORAL FLUID TESTING AUTHORIZED	SPECIFIC OR GENERAL AUTHORIZATION*
WYOMING	YES WYO. STAT. ANN. § 31-6-102 (2023)	Specific

* The “Specific or General Authorization” column is intended to differentiate states which include specific statutory language authorizing oral fluid testing for DUI arrests (using language such as “oral fluid” or “saliva”) as opposed to states whose statutes provide more generalized authorization for oral fluid testing for DUI arrests (these statutes typically provide that “other bodily substances” can be tested following a DUI arrest).

¹ Delaware allows for the testing of saliva following a DUI arrest, but only for drivers under the age of 21. Oral fluid testing does not appear to be statutorily authorized for drivers over the age of 21. See 21 Del. C. § 2740 (2023) (only authorizes the testing of blood, breath, or urine following a DUI arrest).

² Mississippi’s implied consent statute (Miss. Code Ann. § 63-11-5) only specifically discusses the testing of breath, blood, or urine; however, that statute allows for a “chemical test,” which is defined in Miss. Code Ann. § 63-11-3(c) as “an analysis of a person’s blood, breath, urine or *other bodily substance* for the determination of the presence of alcohol or any other substance which may impair a person’s mental or physical ability” (emphasis added).

³ Ohio’s implied consent statute (ORC Ann. 4511.191) only discusses tests for blood, breath, or urine; however, Ohio’s DUI statute (ORC Ann. 4511.19(D)(1)(b)) specifically allows for the admission of evidence of test results of other bodily substances to demonstrate a driver’s level of intoxication.

⁴ South Carolina’s implied consent statute (S.C. Code Ann. § 56-5-2950) mainly discusses testing of breath, blood, or urine; however, in subsection (G), the statute states that the testing of “other body fluids” can give rise to specified presumptions that

Appendix Q: Marijuana Legalization and DUI THC Limits

STATE	RECREATIONAL ¹	DECriminalIZATION ²	MEDICAL ³	DUI THC LIMIT ⁴
ALABAMA	No		Yes (2021)	
ALASKA	Yes (2014)		Yes (1998)	
ARIZONA	Yes (2020)		Yes (2010)	Zero tolerance
ARKANSAS	No		Yes (2016)	
CALIFORNIA	Yes (2016)		Yes (1996)	
COLORADO	Yes (2012)		Yes (2000)	Permissible inference
CONNECTICUT	Yes (2021)		Yes (2012)	
DELAWARE	No	Yes	Yes (2011)	Zero tolerance
FLORIDA	No		Yes (2016)	
GEORGIA	No		Yes (2015)	Zero tolerance
HAWAII	No	Yes	Yes (2000)	
IDAHO	No		No	
ILLINOIS	Yes (2019)		Yes (2013)	Per se
INDIANA	No		No	Zero tolerance
IOWA	No		Yes (2017)	Zero tolerance
KANSAS	No		No	
KENTUCKY	No		No	
LOUISIANA	No	Partial*	Yes (2015)	
MAINE	Yes (2016)		Yes (1999)	
MARYLAND	Yes (2022)		Yes (2013)	
MASSACHUSETTS	Yes (2016)		Yes (2012)	
MICHIGAN	Yes (2018)		Yes (2008)	Zero tolerance
MINNESOTA	No	Partial*	Yes (2014)	
MISSISSIPPI	No	Yes	Yes (2022)	
MISSOURI	Yes (2022)		Yes (2018)	
MONTANA	Yes (2020)		Yes (2004)	Per se
NEBRASKA	No	Yes	No	
NEVADA	Yes (2016)		Yes (1998)	Per se
NEW HAMPSHIRE	No	Yes	Yes (2013)	
NEW JERSEY	Yes (2020)		Yes (2010)	
NEW MEXICO	Yes (2021)		Yes (2007)	
NEW YORK	Yes (2021)		Yes (2014)	
NORTH CAROLINA	No	Partial*	No	
NORTH DAKOTA	No	Partial*	Yes (2016)	
OHIO	No	Partial*	Yes (2016)	Per se
OKLAHOMA	No		Yes (2018)	Zero tolerance
OREGON	Yes (2014)		Yes (1998)	

2022 VSCC Annual Report: Driving Under the Influence (DUI) Laws and Enforcement

STATE	RECREATIONAL ¹	DECRIMINALIZATION ²	MEDICAL ³	DUI THC LIMIT ⁴
PENNSYLVANIA	No		Yes (2016)	Per se (w/Zero tolerance)
RHODE ISLAND	Yes (2022)		Yes (2006)	Zero tolerance (until 2021)
SOUTH CAROLINA	No		No	
SOUTH DAKOTA	No		Yes (2020)	Zero tolerance (under age 21)
TENNESSEE	No		No	
TEXAS	No		No	
UTAH	No		Yes (2018)	Zero tolerance (w/exclusions)
VERMONT	Yes (2020)		Yes (2004)	
VIRGINIA	Yes (2021)		Yes (2020)	
WASHINGTON	Yes (2012)		Yes (1998)	Per se
WEST VIRGINIA	No		Yes (2017)	Per se (medical)
WISCONSIN	No		No	Zero tolerance
WYOMING	No		No	

¹ States that legalized possession of marijuana for recreational or personal use.

² States that either decriminalized possession of marijuana for recreational or personal use (civil offense) or that maintained the criminal charge without the possibility of a jail sentence (criminal offense).

* Denotes states that maintained the criminal charge without the possibility of a jail sentence.

³ States that legalized possession of marijuana for medical use.

⁴ States that adopted certain administrative levels for marijuana (THC) in a person’s blood in relation to a DUI offense, including:

- Zero tolerance: prohibits driving with any amount of THC and/or its metabolites in the body.
- Per se: prohibits driving with a detectable amount of THC in the body that exceeds the legal limit.
- Permissible inference: applies if THC is identified in a driver’s blood in quantities of 5ng/ml or higher. If so, it is permissible to assume that the driver was under the influence.
- Note: states that have not adopted a zero tolerance, per se, or permissible inference law generally require the driver to be under the influence of or affected by THC.

APPENDIX R: DUI Charges and Convictions in Virginia by Locality

DUI Involuntary Manslaughter Charges (§ 18.2-36.1)	2017	2018	2019	2020	2021
CIRCUIT COURT CHARGES					
§ 18.2-36.1(A) Statewide Total	20	23	20	28	29
Accomack County	0	0	0	0	0
Albemarle County	0	0	0	0	0
Alexandria City	0	0	0	0	0
Alleghany County	0	0	0	0	0
Amelia County	0	0	0	0	0
Amherst County	0	0	0	0	0
Appomattox County	0	0	0	0	0
Arlington County	0	0	0	0	0
Augusta County	1	1	1	1	0
Bath County	0	0	0	0	0
Bedford County	0	0	0	1	0
Bedford City	0	0	0	0	0
Bland County	0	0	0	0	0
Botetourt County	0	0	0	0	0
Bristol City	0	0	0	0	0
Brunswick County	0	0	0	0	0
Buchanan County	0	0	0	0	0
Buckingham County	1	1	1	0	1
Buena Vista City	0	0	0	0	0
Campbell County	1	0	0	0	0
Caroline County	0	0	1	0	1
Carroll County	0	0	0	1	0
Charles City County	0	0	0	0	0
Charlotte County	0	0	0	0	0
Charlottesville City	0	0	0	0	2
Chesapeake City	0	2	0	2	1
Chesterfield County	0	1	0	4	0
Clarke County	0	0	0	0	0
Clifton Forge City	0	0	0	0	0
Colonial Heights City	0	0	1	0	0
Covington City	0	0	0	0	0
Craig County	0	0	0	0	0
Culpeper County	0	0	0	0	0
Cumberland County	0	0	0	0	0
Danville City	0	0	0	0	0
Dickenson County	0	0	0	0	0
Dinwiddie County	0	0	0	0	0
Emporia City	0	0	0	0	0
Essex County	1	0	0	0	0
Fairfax County	1	2	2	0	1
Fairfax City	0	0	0	0	0
Falls Church City	0	0	0	0	0

APPENDIX R: DUI Charges and Convictions in Virginia by Locality

DUI Involuntary Manslaughter Charges (§ 18.2-36.1)	2017	2018	2019	2020	2021
Fauquier County	0	0	0	0	0
Floyd County	0	0	0	0	0
Fluvanna County	0	0	0	0	0
Franklin County	0	0	0	0	1
Franklin City	0	0	0	0	0
Frederick County	1	2	0	0	0
Fredericksburg City	0	0	0	1	0
Galax City	0	0	0	0	0
Giles County	0	0	0	0	0
Gloucester County	0	1	1	0	0
Goochland County	0	0	0	0	0
Grayson County	0	0	1	0	0
Greene County	0	1	0	0	0
Greensville County	0	0	0	1	0
Halifax County	0	0	1	0	0
Hampton City	0	0	0	0	0
Hanover County	0	0	0	2	0
Harrisonburg City	0	0	0	0	0
Henrico County	0	0	0	1	3
Henry County	0	1	0	0	0
Highland County	0	0	0	0	0
Hopewell City	0	0	0	0	1
Isle of Wight County	0	0	0	0	0
James City County	0	0	0	0	0
King George County	0	0	0	0	0
King William County	0	0	0	0	0
King and Queen County	0	0	0	0	0
Lancaster County	0	0	0	0	0
Lee County	0	0	0	0	0
Lexington City	0	0	0	0	0
Loudoun County	1	1	0	3	0
Louisa County	1	0	0	0	0
Lunenburg County	0	0	0	0	0
Lynchburg City	0	0	0	0	1
Madison County	0	0	0	0	0
Manassas City	0	0	0	0	0
Manassas Park City	0	0	0	0	0
Martinsville City	0	0	0	0	0
Mathews County	0	0	0	0	1
Mecklenburg County	0	0	0	0	0
Middlesex County	0	0	0	0	0
Montgomery County	0	1	0	0	0
Nelson County	0	0	0	0	0
New Kent County	0	0	0	0	0
Newport News City	1	0	2	1	0
Norfolk City	1	1	0	1	1
Northampton County	0	0	0	0	0

APPENDIX R: DUI Charges and Convictions in Virginia by Locality

DUI Involuntary Manslaughter Charges (§ 18.2-36.1)	2017	2018	2019	2020	2021
Northumberland County	0	0	0	0	0
Norton City	0	0	0	0	0
Nottoway County	0	0	0	0	1
Orange County	0	0	1	0	2
Page County	1	1	0	3	0
Patrick County	0	0	0	2	0
Petersburg City	0	0	0	0	0
Pittsylvania County	0	0	0	0	0
Poquoson City	0	0	0	0	0
Portsmouth City	1	0	1	0	0
Powhatan County	0	0	0	0	0
Prince Edward County	0	0	0	0	0
Prince George County	0	0	0	0	0
Prince William County	1	0	1	0	0
Pulaski County	0	0	0	1	0
Radford City	0	0	0	0	0
Rappahannock County	0	0	0	0	0
Richmond County	0	0	0	0	0
Richmond City	0	0	0	1	0
Roanoke County	1	0	0	0	0
Roanoke City	0	0	0	0	0
Rockbridge County	1	0	0	0	0
Rockingham County	1	0	1	0	3
Russell County	0	0	0	0	0
Salem City	0	0	0	0	0
Scott County	0	0	0	0	1
Shenandoah County	0	0	0	0	0
Smyth County	0	0	0	0	0
South Boston City	0	0	0	0	0
Southampton County	0	0	0	0	0
Spotsylvania County	1	1	0	0	0
Stafford County	0	0	0	0	1
Staunton City	0	0	0	0	0
Suffolk City	0	1	0	1	0
Surry County	0	0	0	0	0
Sussex County	0	0	1	0	0
Tazewell County	0	1	0	0	0
Virginia Beach City	2	0	4	0	4
Warren County	0	0	0	0	0
Washington County	1	0	0	0	0
Waynesboro City	0	0	0	0	1
Westmoreland County	0	3	0	0	0
Williamsburg City	0	0	0	0	1
Winchester City	0	0	0	0	0
Wise County	0	0	0	0	1
Wythe County	0	1	0	0	0
York County	0	0	0	1	0

APPENDIX R: DUI Charges and Convictions in Virginia by Locality

DUI Involuntary Manslaughter Charges (§ 18.2-36.1)	2017	2018	2019	2020	2021
CIRCUIT COURT CHARGES					
§ 18.2-36.1(B) - Aggravated Statewide Total	20	22	20	24	25
Accomack County	0	0	0	0	0
Albemarle County	0	0	0	0	0
Alexandria City	0	0	0	0	0
Alleghany County	0	0	0	0	0
Amelia County	0	0	0	1	0
Amherst County	0	0	0	0	0
Appomattox County	0	0	0	0	0
Arlington County	0	0	0	0	0
Augusta County	0	1	2	0	1
Bath County	0	0	0	0	0
Bedford County	0	1	0	2	2
Bedford City	0	0	0	0	0
Bland County	0	0	0	0	0
Botetourt County	0	0	0	2	0
Bristol City	0	0	0	0	0
Brunswick County	0	0	0	0	0
Buchanan County	0	0	0	0	0
Buckingham County	0	0	0	0	0
Buena Vista City	0	0	0	0	0
Campbell County	1	0	0	0	0
Caroline County	0	1	0	0	0
Carroll County	0	0	0	0	0
Charles City County	0	0	0	0	0
Charlotte County	0	0	0	0	1
Charlottesville City	1	0	0	0	0
Chesapeake City	0	1	0	0	0
Chesterfield County	1	0	0	1	0
Clarke County	0	0	0	0	0
Clifton Forge City	0	0	0	0	0
Colonial Heights City	0	0	0	0	0
Covington City	0	0	0	0	0
Craig County	0	0	0	0	0
Culpeper County	0	0	1	0	1
Cumberland County	0	1	0	0	0
Danville City	0	1	0	0	0
Dickenson County	0	0	0	0	0
Dinwiddie County	0	0	0	0	0
Emporia City	0	0	0	0	0
Essex County	0	0	0	0	0
Fairfax County	0	0	0	0	0
Fairfax City	0	0	0	0	0
Falls Church City	0	0	0	0	0

APPENDIX R: DUI Charges and Convictions in Virginia by Locality

DUI Involuntary Manslaughter Charges (§ 18.2-36.1)	2017	2018	2019	2020	2021
Fauquier County	0	0	0	0	0
Floyd County	0	0	0	0	0
Fluvanna County	0	0	0	0	0
Franklin County	0	0	0	0	0
Franklin City	0	0	0	0	0
Frederick County	0	0	0	1	1
Fredericksburg City	0	0	0	0	0
Galax City	0	0	0	0	0
Giles County	0	0	0	0	0
Gloucester County	0	0	0	1	0
Goochland County	0	0	0	0	0
Grayson County	0	0	0	0	0
Greene County	0	0	0	0	0
Greensville County	0	0	0	0	3
Halifax County	0	0	0	0	0
Hampton City	0	0	0	2	1
Hanover County	0	1	0	1	0
Harrisonburg City	0	0	0	0	0
Henrico County	4	1	2	0	0
Henry County	0	0	0	0	0
Highland County	0	0	0	0	0
Hopewell City	0	0	0	0	0
Isle of Wight County	0	0	0	0	0
James City County	0	0	0	0	0
King George County	0	0	0	0	0
King William County	0	0	0	0	0
King and Queen County	0	0	0	0	0
Lancaster County	0	0	0	0	0
Lee County	0	0	0	0	0
Lexington City	0	0	0	0	0
Loudoun County	0	2	2	0	0
Louisa County	1	0	0	0	0
Lunenburg County	0	0	0	1	0
Lynchburg City	0	0	0	0	0
Madison County	0	1	0	0	0
Manassas City	0	0	0	0	0
Manassas Park City	0	0	0	0	0
Martinsville City	0	0	0	0	0
Mathews County	0	0	0	0	0
Mecklenburg County	0	0	0	1	0
Middlesex County	0	0	0	0	0
Montgomery County	1	1	0	1	0
Nelson County	0	0	0	0	0
New Kent County	0	0	0	0	0
Newport News City	0	2	1	0	0
Norfolk City	1	0	1	1	2
Northampton County	0	0	1	0	0

APPENDIX R: DUI Charges and Convictions in Virginia by Locality

DUI Involuntary Manslaughter Charges (§ 18.2-36.1)	2017	2018	2019	2020	2021
Northumberland County	0	0	0	0	0
Norton City	0	0	0	0	0
Nottoway County	0	0	0	1	0
Orange County	0	1	0	0	0
Page County	0	0	1	0	0
Patrick County	0	0	0	0	0
Petersburg City	2	0	0	0	0
Pittsylvania County	0	0	0	0	2
Poquoson City	0	0	0	0	0
Portsmouth City	0	0	1	0	0
Powhatan County	0	0	0	0	0
Prince Edward County	0	0	1	0	0
Prince George County	0	1	2	1	1
Prince William County	0	0	0	1	1
Pulaski County	0	0	0	0	1
Radford City	0	0	0	0	0
Rappahannock County	0	0	0	0	0
Richmond County	1	0	0	0	0
Richmond City	0	0	0	2	3
Roanoke County	0	0	1	1	0
Roanoke City	0	0	0	0	3
Rockbridge County	0	0	0	0	0
Rockingham County	0	0	0	0	0
Russell County	1	2	0	0	0
Salem City	0	0	0	0	0
Scott County	2	0	0	0	0
Shenandoah County	0	0	0	0	0
Smyth County	0	0	0	0	0
South Boston City	0	0	0	0	0
Southampton County	0	0	0	0	0
Spotsylvania County	2	1	2	1	2
Stafford County	0	1	1	0	0
Staunton City	0	0	0	0	0
Suffolk City	0	0	0	0	0
Surry County	0	0	0	0	0
Sussex County	0	0	0	0	0
Tazewell County	0	0	0	0	0
Virginia Beach City	1	1	1	0	0
Warren County	0	0	0	0	0
Washington County	0	0	0	0	0
Waynesboro City	0	0	0	0	0
Westmoreland County	0	1	0	0	0
Williamsburg City	1	0	0	1	0
Winchester City	0	0	0	0	0
Wise County	0	0	0	1	0
Wythe County	0	0	0	0	0
York County	0	0	0	0	0

APPENDIX R: DUI Charges and Convictions in Virginia by Locality

DUI Involuntary Manslaughter Charges (§ 18.2-36.1)	2017	2018	2019	2020	2021
GENERAL DISTRICT COURT CHARGES					
§ 18.2-36.1(A) Statewide Total	13	13	21	17	19
Accomack County	0	0	0	0	0
Albemarle County	0	0	0	0	0
Alexandria City	1	0	0	0	0
Alleghany County	0	0	0	0	0
Amelia County	0	0	0	0	0
Amherst County	0	0	0	0	0
Appomattox County	0	0	0	0	0
Arlington County	0	0	0	0	0
Augusta County	0	3	0	1	1
Bath County	0	0	0	0	0
Bedford County	0	0	1	0	0
Bedford City	0	0	0	0	0
Bland County	0	0	0	0	0
Botetourt County	0	0	0	0	0
Bristol City	0	0	0	0	0
Brunswick County	0	0	0	0	0
Buchanan County	0	0	0	0	1
Buckingham County	1	0	1	0	0
Buena Vista City	0	0	0	0	0
Campbell County	0	0	0	0	0
Caroline County	0	0	1	0	1
Carroll County	0	0	0	0	0
Charles City County	0	0	0	0	0
Charlotte County	0	0	0	0	0
Charlottesville City	0	0	0	0	0
Chesapeake City	1	0	1	0	0
Chesterfield County	0	1	1	1	3
Clarke County	0	0	0	0	0
Clifton Forge City	0	0	0	0	0
Colonial Heights City	0	0	0	0	0
Covington City	0	0	0	0	0
Craig County	0	0	0	0	0
Culpeper County	0	0	0	0	0
Cumberland County	0	0	0	0	0
Danville City	0	0	0	0	0
Dickenson County	0	0	0	0	0
Dinwiddie County	0	0	0	0	0
Emporia City	0	0	1	0	0
Essex County	0	0	0	0	0
Fairfax County	0	0	0	2	1
Fairfax City	0	0	0	0	0
Falls Church City	0	0	0	0	0

APPENDIX R: DUI Charges and Convictions in Virginia by Locality

DUI Involuntary Manslaughter Charges (§ 18.2-36.1)	2017	2018	2019	2020	2021
Fauquier County	0	0	0	0	0
Floyd County	0	0	0	0	0
Fluvanna County	0	0	0	0	0
Franklin County	0	0	0	0	0
Franklin City	0	0	0	0	0
Frederick County	0	0	0	0	0
Fredericksburg City	0	0	0	0	0
Galax City	0	0	0	0	0
Giles County	0	0	0	0	0
Gloucester County	0	0	1	0	0
Goochland County	0	0	0	0	0
Grayson County	0	0	0	0	0
Greene County	0	0	0	0	0
Greensville County	0	0	1	0	0
Halifax County	0	0	1	0	0
Hampton City	0	1	0	0	0
Hanover County	0	0	0	0	0
Harrisonburg City	0	0	0	0	0
Henrico County	0	0	1	0	0
Henry County	0	0	0	0	0
Highland County	0	0	0	0	0
Hopewell City	0	0	0	0	1
Isle of Wight County	0	0	0	0	0
James City County	0	0	0	0	0
King George County	0	0	0	0	0
King William County	0	0	0	0	0
King and Queen County	0	0	0	0	0
Lancaster County	0	0	0	0	0
Lee County	0	0	0	0	0
Lexington City	0	0	0	0	0
Loudoun County	2	1	4	1	0
Louisa County	0	0	0	0	0
Lunenburg County	0	0	0	0	0
Lynchburg City	0	0	0	0	0
Madison County	0	0	0	0	0
Manassas City	0	0	0	0	0
Manassas Park City	0	0	0	0	0
Martinsville City	0	0	0	0	0
Mathews County	0	0	0	0	0
Mecklenburg County	0	0	0	0	0
Middlesex County	0	0	0	0	0
Montgomery County	1	0	0	0	0
Nelson County	0	0	0	0	0
New Kent County	0	0	0	0	0
Newport News City	0	0	1	0	0
Norfolk City	0	0	0	1	0
Northampton County	0	1	0	0	0

APPENDIX R: DUI Charges and Convictions in Virginia by Locality

DUI Involuntary Manslaughter Charges (§ 18.2-36.1)	2017	2018	2019	2020	2021
Northumberland County	0	0	0	0	0
Norton City	0	0	0	0	0
Nottoway County	0	0	0	0	1
Orange County	0	1	0	0	2
Page County	1	0	0	3	0
Patrick County	0	0	0	1	0
Petersburg City	0	0	0	0	0
Pittsylvania County	0	0	0	0	0
Poquoson City	0	0	0	0	0
Portsmouth City	0	0	1	0	0
Powhatan County	0	0	0	0	0
Prince Edward County	0	0	0	0	0
Prince George County	0	0	1	1	0
Prince William County	1	1	1	1	1
Pulaski County	0	0	0	0	0
Radford City	0	0	0	0	0
Rappahannock County	0	0	0	0	0
Richmond County	0	0	0	0	0
Richmond City	0	0	0	0	0
Roanoke County	1	0	0	0	0
Roanoke City	0	0	0	1	1
Rockbridge County	0	0	0	0	0
Rockingham County	0	2	0	0	0
Russell County	0	0	0	0	0
Salem City	0	0	0	0	0
Scott County	0	0	0	0	0
Shenandoah County	0	0	0	0	0
Smyth County	0	0	0	0	0
South Boston City	0	0	0	0	0
Southampton County	0	0	0	0	0
Spotsylvania County	2	0	0	0	0
Stafford County	0	0	0	0	1
Staunton City	0	0	0	0	0
Suffolk City	0	0	0	0	0
Surry County	0	0	0	0	0
Sussex County	0	0	1	0	0
Tazewell County	0	0	0	0	0
Virginia Beach City	2	1	2	2	2
Warren County	0	0	0	0	0
Washington County	0	0	0	0	0
Waynesboro City	0	0	0	0	2
Westmoreland County	0	1	0	0	0
Williamsburg City	0	0	0	0	0
Winchester City	0	0	0	0	0
Wise County	0	0	0	1	0
Wythe County	0	0	0	0	0
York County	0	0	0	1	1

APPENDIX R: DUI Charges and Convictions in Virginia by Locality

DUI Involuntary Manslaughter Charges (§ 18.2-36.1)	2017	2018	2019	2020	2021
GENERAL DISTRICT COURT CHARGES					
§ 18.2-36.1(B) - Aggravated Statewide Total	9	8	1	19	8
Accomack County	0	0	0	0	0
Albemarle County	0	0	0	0	0
Alexandria City	0	1	0	0	0
Alleghany County	0	0	0	0	0
Amelia County	0	0	0	1	0
Amherst County	0	0	0	0	1
Appomattox County	0	0	0	0	0
Arlington County	0	0	0	0	0
Augusta County	0	1	0	1	0
Bath County	0	0	0	0	0
Bedford County	0	0	0	2	0
Bedford City	0	0	0	0	0
Bland County	0	0	0	0	0
Botetourt County	0	0	0	2	0
Bristol City	0	0	0	0	0
Brunswick County	0	0	0	0	0
Buchanan County	0	0	0	0	0
Buckingham County	0	0	0	0	0
Buena Vista City	0	0	0	0	0
Campbell County	0	0	0	0	0
Caroline County	1	0	0	0	0
Carroll County	0	0	0	0	0
Charles City County	0	0	0	0	0
Charlotte County	0	0	0	1	0
Charlottesville City	0	0	0	0	0
Chesapeake City	0	0	0	0	0
Chesterfield County	0	0	0	1	0
Clarke County	0	0	0	0	0
Clifton Forge City	0	0	0	0	0
Colonial Heights City	0	0	0	0	0
Covington City	0	0	0	0	0
Craig County	0	0	0	0	0
Culpeper County	0	0	0	0	0
Cumberland County	0	0	0	0	0
Danville City	0	0	0	0	0
Dickenson County	0	0	0	0	0
Dinwiddie County	0	0	0	0	0
Emporia City	0	0	0	0	0
Essex County	1	0	0	0	0
Fairfax County	0	1	0	0	0
Fairfax City	0	0	0	0	0
Falls Church City	0	0	0	0	0

APPENDIX R: DUI Charges and Convictions in Virginia by Locality

DUI Involuntary Manslaughter Charges (§ 18.2-36.1)	2017	2018	2019	2020	2021
Fauquier County	0	0	0	0	0
Floyd County	0	0	0	0	0
Fluvanna County	0	0	0	0	0
Franklin County	0	0	0	0	0
Franklin City	0	0	0	0	0
Frederick County	0	0	0	0	0
Fredericksburg City	0	0	0	0	0
Galax City	0	0	0	0	0
Giles County	0	0	0	0	0
Gloucester County	0	0	0	0	0
Goochland County	0	0	0	0	0
Grayson County	0	0	0	0	0
Greene County	0	0	0	0	0
Greensville County	0	0	0	3	0
Halifax County	0	0	0	0	0
Hampton City	0	0	0	1	0
Hanover County	0	0	0	0	0
Harrisonburg City	0	0	0	0	0
Henrico County	0	1	0	0	1
Henry County	0	0	0	0	0
Highland County	0	0	0	0	0
Hopewell City	0	0	0	0	0
Isle of Wight County	0	0	0	0	0
James City County	0	0	0	0	0
King George County	0	0	0	0	0
King William County	0	0	0	0	0
King and Queen County	0	0	0	0	0
Lancaster County	0	0	0	0	0
Lee County	0	0	0	0	0
Lexington City	0	0	0	0	0
Loudoun County	0	1	0	0	0
Louisa County	0	0	0	0	0
Lunenburg County	0	0	0	0	0
Lynchburg City	0	0	0	0	0
Madison County	0	0	0	0	0
Manassas City	0	0	0	0	0
Manassas Park City	0	0	0	0	0
Martinsville City	0	0	0	0	0
Mathews County	0	0	0	0	0
Mecklenburg County	0	0	0	0	0
Middlesex County	0	0	0	0	0
Montgomery County	1	0	0	0	0
Nelson County	0	0	0	0	0
New Kent County	0	0	0	0	0
Newport News City	0	0	0	0	0
Norfolk City	0	0	0	0	0
Northampton County	0	0	0	0	0

APPENDIX R: DUI Charges and Convictions in Virginia by Locality

DUI Involuntary Manslaughter Charges (§ 18.2-36.1)	2017	2018	2019	2020	2021
Northumberland County	0	0	0	0	0
Norton City	0	0	0	0	0
Nottoway County	0	0	0	0	0
Orange County	1	0	0	0	0
Page County	1	0	1	0	0
Patrick County	0	0	0	0	0
Petersburg City	0	0	0	0	0
Pittsylvania County	0	0	0	0	0
Poquoson City	0	0	0	0	0
Portsmouth City	1	1	0	0	0
Powhatan County	0	0	0	0	0
Prince Edward County	0	0	0	0	0
Prince George County	0	1	0	0	0
Prince William County	0	0	0	0	0
Pulaski County	0	0	0	0	2
Radford City	0	0	0	0	0
Rappahannock County	0	0	0	0	0
Richmond County	0	0	0	0	0
Richmond City	0	0	0	4	0
Roanoke County	0	0	0	1	0
Roanoke City	0	0	0	0	1
Rockbridge County	0	0	0	0	0
Rockingham County	0	0	0	1	0
Russell County	1	0	0	0	0
Salem City	0	0	0	0	0
Scott County	0	0	0	0	0
Shenandoah County	0	0	0	0	0
Smyth County	0	0	0	0	0
South Boston City	0	0	0	0	0
Southampton County	0	0	0	0	0
Spotsylvania County	2	0	0	0	0
Stafford County	0	0	0	0	0
Staunton City	0	0	0	0	0
Suffolk City	0	0	0	0	0
Surry County	0	0	0	0	0
Sussex County	0	0	0	0	1
Tazewell County	0	0	0	0	0
Virginia Beach City	0	0	0	1	0
Warren County	0	0	0	0	1
Washington County	0	0	0	0	0
Waynesboro City	0	0	0	0	0
Westmoreland County	0	1	0	0	0
Williamsburg City	0	0	0	0	0
Winchester City	0	0	0	0	0
Wise County	0	0	0	0	1
Wythe County	0	0	0	0	0
York County	0	0	0	0	0

APPENDIX R: DUI Charges and Convictions in Virginia by Locality

DUI Involuntary Manslaughter Charges (§ 18.2-36.1)	2017	2018	2019	2020	2021
JDR DISTRICT COURT CHARGES					
§ 18.2-36.1(A) Statewide Total	2	4	3	3	3
Accomack County	0	0	0	0	0
Albemarle County	0	0	0	0	0
Alexandria City	1	0	0	0	0
Alleghany County	0	0	0	0	0
Amelia County	0	0	0	0	0
Amherst County	0	0	0	0	0
Appomattox County	0	0	0	0	0
Arlington County	0	0	0	0	0
Augusta County	0	0	0	0	0
Bath County	0	0	0	0	0
Bedford County	0	0	0	0	0
Bedford City	0	0	0	0	0
Bland County	0	0	0	0	0
Botetourt County	0	0	0	0	0
Bristol City	0	0	0	0	0
Brunswick County	0	0	0	0	0
Buchanan County	0	0	0	0	0
Buckingham County	0	0	0	0	0
Buena Vista City	0	0	0	0	0
Campbell County	0	0	0	0	0
Caroline County	0	0	0	0	0
Carroll County	0	0	0	0	0
Charles City County	0	0	0	0	0
Charlotte County	0	0	0	0	0
Charlottesville City	0	0	0	0	0
Chesapeake City	0	0	0	0	0
Chesterfield County	0	0	2	1	0
Clarke County	0	0	0	0	0
Clifton Forge City	0	0	0	0	0
Colonial Heights City	0	0	0	0	0
Covington City	0	0	0	0	0
Craig County	0	0	0	0	0
Culpeper County	0	0	0	0	0
Cumberland County	0	0	0	0	0
Danville City	0	0	0	0	0
Dickenson County	0	0	0	0	0
Dinwiddie County	0	0	0	0	0
Emporia City	0	0	0	0	0
Essex County	0	0	0	0	0
Fairfax County	0	0	0	0	0
Fairfax City	0	0	0	0	0
Falls Church City	0	0	0	0	0

APPENDIX R: DUI Charges and Convictions in Virginia by Locality

DUI Involuntary Manslaughter Charges (§ 18.2-36.1)	2017	2018	2019	2020	2021
Fauquier County	0	0	0	0	0
Floyd County	0	0	0	0	0
Fluvanna County	0	0	0	0	0
Franklin County	0	0	0	0	0
Franklin City	0	0	0	0	0
Frederick County	0	0	0	0	0
Fredericksburg City	0	0	0	0	0
Galax City	0	0	0	0	0
Giles County	0	0	0	0	0
Gloucester County	0	0	0	0	0
Goochland County	0	1	0	0	0
Grayson County	0	0	0	0	0
Greene County	0	0	0	0	0
Greensville County	0	0	0	0	0
Halifax County	0	0	0	0	0
Hampton City	0	0	0	0	0
Hanover County	0	0	0	0	0
Harrisonburg City	0	0	0	0	0
Henrico County	0	0	0	0	0
Henry County	0	0	0	0	0
Highland County	0	0	0	0	0
Hopewell City	0	0	0	0	0
Isle of Wight County	0	0	0	0	0
James City County	0	0	0	0	0
King George County	0	0	0	0	0
King William County	0	0	0	0	0
King and Queen County	0	0	0	0	0
Lancaster County	0	0	0	0	0
Lee County	0	0	0	0	0
Lexington City	0	0	0	0	0
Loudoun County	0	0	1	0	0
Louisa County	0	0	0	0	0
Lunenburg County	0	0	0	0	0
Lynchburg City	0	0	0	0	0
Madison County	0	1	0	0	0
Manassas City	0	0	0	0	0
Manassas Park City	0	0	0	0	0
Martinsville City	0	0	0	0	0
Mathews County	0	0	0	0	0
Mecklenburg County	0	0	0	0	0
Middlesex County	0	0	0	0	0
Montgomery County	0	0	0	0	0
Nelson County	0	0	0	0	0
New Kent County	0	0	0	0	0
Newport News City	0	1	0	0	0
Norfolk City	0	0	0	0	0
Northampton County	0	0	0	0	0

APPENDIX R: DUI Charges and Convictions in Virginia by Locality

DUI Involuntary Manslaughter Charges (§ 18.2-36.1)	2017	2018	2019	2020	2021
Northumberland County	0	0	0	0	0
Norton City	0	0	0	0	0
Nottoway County	0	0	0	0	0
Orange County	0	0	0	0	0
Page County	0	0	0	1	0
Patrick County	0	0	0	0	0
Petersburg City	0	0	0	0	0
Pittsylvania County	0	0	0	0	0
Poquoson City	0	0	0	0	0
Portsmouth City	1	1	0	0	0
Powhatan County	0	0	0	0	0
Prince Edward County	0	0	0	0	0
Prince George County	0	0	0	0	0
Prince William County	0	0	0	0	0
Pulaski County	0	0	0	0	0
Radford City	0	0	0	0	0
Rappahannock County	0	0	0	0	0
Richmond County	0	0	0	0	0
Richmond City	0	0	0	0	0
Roanoke County	0	0	0	0	0
Roanoke City	0	0	0	0	0
Rockbridge County	0	0	0	0	0
Rockingham County	0	0	0	1	1
Russell County	0	0	0	0	0
Salem City	0	0	0	0	0
Scott County	0	0	0	0	0
Shenandoah County	0	0	0	0	0
Smyth County	0	0	0	0	0
South Boston City	0	0	0	0	0
Southampton County	0	0	0	0	0
Spotsylvania County	0	0	0	0	1
Stafford County	0	0	0	0	0
Staunton City	0	0	0	0	0
Suffolk City	0	0	0	0	0
Surry County	0	0	0	0	0
Sussex County	0	0	0	0	0
Tazewell County	0	0	0	0	0
Virginia Beach City	0	0	0	0	0
Warren County	0	0	0	0	1
Washington County	0	0	0	0	0
Waynesboro City	0	0	0	0	0
Westmoreland County	0	0	0	0	0
Williamsburg City	0	0	0	0	0
Winchester City	0	0	0	0	0
Wise County	0	0	0	0	0
Wythe County	0	0	0	0	0
York County	0	0	0	0	0

APPENDIX R: DUI Charges and Convictions in Virginia by Locality

DUI Involuntary Manslaughter Charges (§ 18.2-36.1)	2017	2018	2019	2020	2021
JDR DISTRICT COURT CHARGES					
§ 18.2-36.1(B) - Aggravated Statewide Total	0	0	0	0	0
Accomack County	0	0	0	0	0
Albemarle County	0	0	0	0	0
Alexandria City	0	0	0	0	0
Alleghany County	0	0	0	0	0
Amelia County	0	0	0	0	0
Amherst County	0	0	0	0	0
Appomattox County	0	0	0	0	0
Arlington County	0	0	0	0	0
Augusta County	0	0	0	0	0
Bath County	0	0	0	0	0
Bedford County	0	0	0	0	0
Bedford City	0	0	0	0	0
Bland County	0	0	0	0	0
Botetourt County	0	0	0	0	0
Bristol City	0	0	0	0	0
Brunswick County	0	0	0	0	0
Buchanan County	0	0	0	0	0
Buckingham County	0	0	0	0	0
Buena Vista City	0	0	0	0	0
Campbell County	0	0	0	0	0
Caroline County	0	0	0	0	0
Carroll County	0	0	0	0	0
Charles City County	0	0	0	0	0
Charlotte County	0	0	0	0	0
Charlottesville City	0	0	0	0	0
Chesapeake City	0	0	0	0	0
Chesterfield County	0	0	0	0	0
Clarke County	0	0	0	0	0
Clifton Forge City	0	0	0	0	0
Colonial Heights City	0	0	0	0	0
Covington City	0	0	0	0	0
Craig County	0	0	0	0	0
Culpeper County	0	0	0	0	0
Cumberland County	0	0	0	0	0
Danville City	0	0	0	0	0
Dickenson County	0	0	0	0	0
Dinwiddie County	0	0	0	0	0
Emporia City	0	0	0	0	0
Essex County	0	0	0	0	0
Fairfax County	0	0	0	0	0
Fairfax City	0	0	0	0	0
Falls Church City	0	0	0	0	0

APPENDIX R: DUI Charges and Convictions in Virginia by Locality

DUI Involuntary Manslaughter Charges (§ 18.2-36.1)	2017	2018	2019	2020	2021
Fauquier County	0	0	0	0	0
Floyd County	0	0	0	0	0
Fluvanna County	0	0	0	0	0
Franklin County	0	0	0	0	0
Franklin City	0	0	0	0	0
Frederick County	0	0	0	0	0
Fredericksburg City	0	0	0	0	0
Galax City	0	0	0	0	0
Giles County	0	0	0	0	0
Gloucester County	0	0	0	0	0
Goochland County	0	0	0	0	0
Grayson County	0	0	0	0	0
Greene County	0	0	0	0	0
Greensville County	0	0	0	0	0
Halifax County	0	0	0	0	0
Hampton City	0	0	0	0	0
Hanover County	0	0	0	0	0
Harrisonburg City	0	0	0	0	0
Henrico County	0	0	0	0	0
Henry County	0	0	0	0	0
Highland County	0	0	0	0	0
Hopewell City	0	0	0	0	0
Isle of Wight County	0	0	0	0	0
James City County	0	0	0	0	0
King George County	0	0	0	0	0
King William County	0	0	0	0	0
King and Queen County	0	0	0	0	0
Lancaster County	0	0	0	0	0
Lee County	0	0	0	0	0
Lexington City	0	0	0	0	0
Loudoun County	0	0	0	0	0
Louisa County	0	0	0	0	0
Lunenburg County	0	0	0	0	0
Lynchburg City	0	0	0	0	0
Madison County	0	0	0	0	0
Manassas City	0	0	0	0	0
Manassas Park City	0	0	0	0	0
Martinsville City	0	0	0	0	0
Mathews County	0	0	0	0	0
Mecklenburg County	0	0	0	0	0
Middlesex County	0	0	0	0	0
Montgomery County	0	0	0	0	0
Nelson County	0	0	0	0	0
New Kent County	0	0	0	0	0
Newport News City	0	0	0	0	0
Norfolk City	0	0	0	0	0
Northampton County	0	0	0	0	0

APPENDIX R: DUI Charges and Convictions in Virginia by Locality

DUI Involuntary Manslaughter Charges (§ 18.2-36.1)	2017	2018	2019	2020	2021
Northumberland County	0	0	0	0	0
Norton City	0	0	0	0	0
Nottoway County	0	0	0	0	0
Orange County	0	0	0	0	0
Page County	0	0	0	0	0
Patrick County	0	0	0	0	0
Petersburg City	0	0	0	0	0
Pittsylvania County	0	0	0	0	0
Poquoson City	0	0	0	0	0
Portsmouth City	0	0	0	0	0
Powhatan County	0	0	0	0	0
Prince Edward County	0	0	0	0	0
Prince George County	0	0	0	0	0
Prince William County	0	0	0	0	0
Pulaski County	0	0	0	0	0
Radford City	0	0	0	0	0
Rappahannock County	0	0	0	0	0
Richmond County	0	0	0	0	0
Richmond City	0	0	0	0	0
Roanoke County	0	0	0	0	0
Roanoke City	0	0	0	0	0
Rockbridge County	0	0	0	0	0
Rockingham County	0	0	0	0	0
Russell County	0	0	0	0	0
Salem City	0	0	0	0	0
Scott County	0	0	0	0	0
Shenandoah County	0	0	0	0	0
Smyth County	0	0	0	0	0
South Boston City	0	0	0	0	0
Southampton County	0	0	0	0	0
Spotsylvania County	0	0	0	0	0
Stafford County	0	0	0	0	0
Staunton City	0	0	0	0	0
Suffolk City	0	0	0	0	0
Surry County	0	0	0	0	0
Sussex County	0	0	0	0	0
Tazewell County	0	0	0	0	0
Virginia Beach City	0	0	0	0	0
Warren County	0	0	0	0	0
Washington County	0	0	0	0	0
Waynesboro City	0	0	0	0	0
Westmoreland County	0	0	0	0	0
Williamsburg City	0	0	0	0	0
Winchester City	0	0	0	0	0
Wise County	0	0	0	0	0
Wythe County	0	0	0	0	0
York County	0	0	0	0	0

APPENDIX R: DUI Charges and Convictions in Virginia by Locality

DUI Involuntary Manslaughter Convictions (§ 18.2-36.1)	2017	2018	2019	2020	2021
CIRCUIT COURT CONVICTIONS					
§ 18.2-36.1(A) Statewide Total	23	19	31	13	21
Accomack County	1	0	0	0	0
Albemarle County	1	0	0	0	0
Alexandria City	0	0	0	0	0
Alleghany County	0	0	0	0	0
Amelia County	0	0	0	0	0
Amherst County	1	0	0	0	0
Appomattox County	0	0	0	0	0
Arlington County	0	0	0	0	0
Augusta County	0	0	1	0	1
Bath County	0	0	0	0	0
Bedford County	0	0	1	1	2
Bedford City	0	0	0	0	0
Bland County	0	0	0	0	0
Botetourt County	0	0	0	0	0
Bristol City	0	0	0	0	0
Brunswick County	0	0	0	0	0
Buchanan County	0	0	0	0	0
Buckingham County	0	2	0	1	0
Buena Vista City	0	0	0	0	0
Campbell County	0	0	1	0	0
Caroline County	0	1	0	1	0
Carroll County	0	1	0	0	0
Charles City County	0	0	0	0	0
Charlotte County	0	0	0	0	0
Charlottesville City	0	0	0	0	0
Chesapeake City	1	0	1	0	1
Chesterfield County	1	0	0	0	3
Clarke County	0	0	0	0	0
Clifton Forge City	0	0	0	0	0
Colonial Heights City	0	0	0	0	0
Covington City	0	0	0	0	0
Craig County	0	0	0	0	0
Culpeper County	0	0	0	0	0
Cumberland County	0	0	1	0	0
Danville City	0	0	0	0	0
Dickenson County	0	0	0	0	0
Dinwiddie County	1	0	0	0	0
Emporia City	0	0	0	0	0
Essex County	1	0	0	0	0
Fairfax County	1	1	1	2	1
Fairfax City	0	0	0	0	0
Falls Church City	0	0	0	0	0
Fauquier County	1	0	0	0	0
Floyd County	0	0	0	0	0
Fluvanna County	0	0	0	0	0
Franklin County	0	0	0	0	0
Franklin City	0	0	0	0	0

APPENDIX R: DUI Charges and Convictions in Virginia by Locality

DUI Involuntary Manslaughter Convictions (§ 18.2-36.1)	2017	2018	2019	2020	2021
Frederick County	1	0	2	0	0
Fredericksburg City	0	0	0	0	1
Galax City	0	0	0	0	0
Giles County	0	0	0	0	0
Gloucester County	0	0	2	0	0
Goochland County	0	0	0	0	0
Grayson County	0	0	0	0	0
Greene County	0	0	1	0	0
Greensville County	0	0	0	1	0
Halifax County	1	0	0	1	0
Hampton City	1	0	0	0	0
Hanover County	0	0	0	0	0
Harrisonburg City	0	0	0	0	0
Henrico County	1	2	2	0	1
Henry County	0	1	0	0	0
Highland County	0	0	0	0	0
Hopewell City	0	0	0	0	0
Isle of Wight County	0	0	0	0	0
James City County	0	0	0	0	0
King George County	1	0	0	0	0
King William County	0	0	0	0	0
King and Queen County	0	0	0	0	0
Lancaster County	0	0	0	0	0
Lee County	0	0	0	0	0
Lexington City	0	0	0	0	0
Loudoun County	0	1	2	2	0
Louisa County	1	1	0	0	0
Lunenburg County	0	0	0	0	0
Lynchburg City	0	0	0	0	0
Madison County	0	0	0	0	0
Manassas City	0	0	0	0	0
Manassas Park City	0	0	0	0	0
Martinsville City	0	0	0	0	0
Mathews County	0	0	0	0	0
Mecklenburg County	0	0	0	0	0
Middlesex County	0	0	0	0	0
Montgomery County	0	1	1	0	1
Nelson County	0	0	0	0	0
New Kent County	0	0	0	0	0
Newport News City	0	1	2	0	0
Norfolk City	1	1	2	0	0
Northampton County	0	0	1	0	0
Northumberland County	0	0	0	0	0
Norton City	0	0	0	0	0
Nottoway County	0	0	0	0	0
Orange County	0	0	0	0	0
Page County	0	2	0	0	2
Patrick County	0	0	0	0	0
Petersburg City	0	0	0	0	0
Pittsylvania County	0	0	0	0	0
Poquoson City	0	0	0	0	0

APPENDIX R: DUI Charges and Convictions in Virginia by Locality

DUI Involuntary Manslaughter Convictions (§ 18.2-36.1)	2017	2018	2019	2020	2021
Portsmouth City	0	0	0	0	1
Powhatan County	0	0	0	0	0
Prince Edward County	0	0	1	0	0
Prince George County	0	0	0	0	1
Prince William County	0	1	1	0	0
Pulaski County	0	0	0	0	0
Radford City	0	0	0	0	0
Rappahannock County	0	0	0	0	0
Richmond County	0	0	0	0	0
Richmond City	0	0	0	0	1
Roanoke County	0	1	0	0	0
Roanoke City	1	0	0	0	0
Rockbridge County	0	0	0	0	0
Rockingham County	0	1	0	0	1
Russell County	1	0	0	1	0
Salem City	0	0	0	0	0
Scott County	0	0	2	0	0
Shenandoah County	0	0	0	0	0
Smyth County	0	0	0	0	0
South Boston City	0	0	0	0	0
Southampton County	0	0	0	0	0
Spotsylvania County	0	1	1	0	0
Stafford County	0	0	0	0	0
Staunton City	0	0	0	0	0
Suffolk City	0	0	1	0	0
Surry County	0	0	1	0	0
Sussex County	0	0	0	0	0
Tazewell County	0	0	0	0	0
Virginia Beach City	3	0	0	3	2
Warren County	1	0	0	0	0
Washington County	1	0	0	0	0
Waynesboro City	0	0	0	0	0
Westmoreland County	0	0	2	0	0
Williamsburg City	0	0	0	0	0
Winchester City	0	0	0	0	0
Wise County	0	0	0	0	1
Wythe County	0	0	1	0	0
York County	0	0	0	0	1
CIRCUIT COURT CONVICTIONS					
§ 18.2-36.1(B) - Aggravated Statewide Total	15	8	8	7	15
Accomack County	0	0	0	0	0
Albemarle County	0	0	0	0	0
Alexandria City	0	0	0	0	0
Alleghany County	1	0	0	0	0
Amelia County	0	0	0	0	1
Amherst County	0	0	0	0	0
Appomattox County	0	0	0	0	0
Arlington County	0	0	0	0	0
Augusta County	2	0	3	0	0

APPENDIX R: DUI Charges and Convictions in Virginia by Locality

DUI Involuntary Manslaughter Convictions (§ 18.2-36.1)	2017	2018	2019	2020	2021
Bath County	0	0	0	0	0
Bedford County	0	0	0	1	0
Bedford City	0	0	0	0	0
Bland County	0	0	0	0	0
Botetourt County	0	0	0	0	0
Bristol City	0	0	0	0	0
Brunswick County	0	0	0	0	0
Buchanan County	0	0	0	0	0
Buckingham County	0	0	0	0	0
Buena Vista City	0	0	0	0	0
Campbell County	1	0	0	0	0
Caroline County	0	0	0	0	0
Carroll County	0	0	0	0	0
Charles City County	0	0	0	0	0
Charlotte County	1	0	0	0	0
Charlottesville City	0	0	0	0	0
Chesapeake City	0	0	0	0	0
Chesterfield County	1	0	0	0	1
Clarke County	0	0	0	0	0
Clifton Forge City	0	0	0	0	0
Colonial Heights City	0	0	0	0	0
Covington City	0	0	0	0	0
Craig County	0	0	0	0	0
Culpeper County	0	0	0	0	0
Cumberland County	0	0	0	0	0
Danville City	0	1	0	0	0
Dickenson County	0	0	0	0	0
Dinwiddie County	0	0	0	0	0
Emporia City	0	0	0	0	0
Essex County	0	0	0	0	0
Fairfax County	0	0	0	0	0
Fairfax City	0	0	0	0	0
Falls Church City	0	0	0	0	0
Fauquier County	0	0	0	0	0
Floyd County	0	0	0	0	0
Fluvanna County	0	0	0	0	0
Franklin County	0	0	0	0	0
Franklin City	0	0	0	0	0
Frederick County	0	0	0	0	0
Fredericksburg City	0	0	0	0	0
Galax City	0	0	0	0	0
Giles County	0	0	0	0	0
Gloucester County	0	0	0	0	0
Goochland County	0	0	0	0	0
Grayson County	0	0	0	0	0
Greene County	0	0	0	0	0
Greensville County	0	0	0	0	0
Halifax County	0	0	0	0	0
Hampton City	1	0	0	0	0
Hanover County	0	0	1	0	1
Harrisonburg City	0	0	0	0	0

APPENDIX R: DUI Charges and Convictions in Virginia by Locality

DUI Involuntary Manslaughter Convictions (§ 18.2-36.1)	2017	2018	2019	2020	2021
Henrico County	0	1	1	0	0
Henry County	0	0	0	0	0
Highland County	0	0	0	0	0
Hopewell City	0	0	0	0	0
Isle of Wight County	0	0	0	0	0
James City County	0	0	0	0	0
King George County	0	0	0	0	0
King William County	0	0	0	0	0
King and Queen County	0	0	0	0	0
Lancaster County	0	0	0	0	0
Lee County	0	0	0	0	0
Lexington City	0	0	0	0	0
Loudoun County	0	0	0	1	1
Louisa County	0	0	0	0	0
Lunenburg County	0	0	0	0	0
Lynchburg City	0	0	0	0	0
Madison County	0	0	1	0	0
Manassas City	0	0	0	0	0
Manassas Park City	0	0	0	0	0
Martinsville City	0	0	0	0	0
Mathews County	0	0	0	0	0
Mecklenburg County	0	0	0	0	1
Middlesex County	0	0	0	0	0
Montgomery County	0	1	0	0	0
Nelson County	0	0	0	0	0
New Kent County	0	0	0	0	0
Newport News City	0	0	1	0	1
Norfolk City	2	0	0	1	2
Northampton County	0	0	0	0	0
Northumberland County	0	0	0	0	0
Norton City	0	0	0	0	0
Nottoway County	0	0	0	0	0
Orange County	0	1	0	0	0
Page County	0	0	0	1	0
Patrick County	0	0	0	0	0
Petersburg City	1	1	0	0	0
Pittsylvania County	1	0	0	0	1
Poquoson City	0	0	0	0	0
Portsmouth City	1	0	0	0	0
Powhatan County	0	0	0	0	0
Prince Edward County	0	0	0	0	0
Prince George County	0	0	1	1	1
Prince William County	0	0	0	0	1
Pulaski County	0	0	0	0	1
Radford City	0	0	0	0	0
Rappahannock County	0	0	0	0	0
Richmond County	0	0	0	0	0
Richmond City	0	0	0	0	1
Roanoke County	0	0	0	0	0
Roanoke City	0	0	0	0	0
Rockbridge County	0	0	0	0	0

APPENDIX R: DUI Charges and Convictions in Virginia by Locality

DUI Involuntary Manslaughter Convictions (§ 18.2-36.1)	2017	2018	2019	2020	2021
Rockingham County	0	0	0	0	0
Russell County	1	0	0	0	0
Salem City	0	0	0	0	0
Scott County	0	1	0	0	0
Shenandoah County	0	0	0	0	0
Smyth County	0	0	0	0	0
South Boston City	0	0	0	0	0
Southampton County	0	0	0	0	0
Spotsylvania County	2	0	0	0	1
Stafford County	0	0	0	1	0
Staunton City	0	0	0	0	0
Suffolk City	0	0	0	0	0
Surry County	0	0	0	0	0
Sussex County	0	0	0	0	0
Tazewell County	0	0	0	0	0
Virginia Beach City	0	2	0	1	0
Warren County	0	0	0	0	0
Washington County	0	0	0	0	0
Waynesboro City	0	0	0	0	0
Westmoreland County	0	0	0	0	0
Williamsburg City	0	0	0	0	0
Winchester City	0	0	0	0	0
Wise County	0	0	0	0	1
Wythe County	0	0	0	0	0
York County	0	0	0	0	0

APPENDIX R: DUI Charges and Convictions in Virginia by Locality

DUI Maiming Charges (§ 18.2-51.4)	2017	2018	2019	2020	2021
CIRCUIT COURT CHARGES					
§ 18.2-51.4(A) - Permanently impaired (retired 7/1/19)	55	55	37	5	2
Statewide Total	55	55	37	5	2
Accomack County	0	0	0	0	0
Albemarle County	0	1	1	0	0
Alexandria City	0	0	0	0	0
Alleghany County	0	1	0	0	0
Amelia County	0	0	0	0	0
Amherst County	0	0	0	0	0
Appomattox County	0	0	0	0	0
Arlington County	1	0	0	0	0
Augusta County	0	0	1	0	0
Bath County	0	0	0	0	0
Bedford County	2	2	1	0	0
Bedford City	0	0	0	0	0
Bland County	0	0	0	0	0
Botetourt County	1	0	1	0	0
Bristol City	0	0	0	0	0
Brunswick County	0	0	0	0	0
Buchanan County	3	0	1	0	0
Buckingham County	1	0	1	0	0
Buena Vista City	0	0	0	0	0
Campbell County	1	0	0	0	0
Caroline County	1	3	0	0	0
Carroll County	0	0	0	0	0
Charles City County	0	0	1	0	0
Charlotte County	0	0	0	0	0
Charlottesville City	0	0	0	0	0
Chesapeake City	0	3	1	1	0
Chesterfield County	1	1	1	0	0
Clarke County	0	0	0	0	0
Clifton Forge City	0	0	0	0	0
Colonial Heights City	0	0	0	0	0
Covington City	0	0	0	0	0
Craig County	0	0	0	0	0
Culpeper County	0	0	0	0	0
Cumberland County	0	0	0	0	0
Danville City	1	1	0	0	0
Dickenson County	0	0	0	0	0
Dinwiddie County	0	0	0	0	0
Emporia City	0	0	0	0	0
Essex County	2	1	0	0	0
Fairfax County	3	4	2	0	0
Fairfax City	0	0	0	0	0
Falls Church City	0	0	0	0	0
Fauquier County	0	0	1	0	0
Floyd County	0	0	1	0	0
Fluvanna County	0	0	0	0	0
Franklin County	0	0	0	0	0
Franklin City	0	0	0	0	0
Frederick County	0	2	1	0	0

APPENDIX R: DUI Charges and Convictions in Virginia by Locality

DUI Maiming Charges (§ 18.2-51.4)	2017	2018	2019	2020	2021
Fredericksburg City	0	1	0	1	0
Galax City	0	0	0	0	0
Giles County	0	0	0	0	0
Gloucester County	0	0	0	0	0
Goochland County	0	0	0	0	0
Grayson County	0	0	0	0	0
Greene County	0	0	0	0	0
Greensville County	0	0	2	0	0
Halifax County	0	1	0	0	0
Hampton City	0	0	0	0	0
Hanover County	0	0	1	0	0
Harrisonburg City	0	0	0	0	0
Henrico County	2	2	1	0	0
Henry County	0	0	0	0	0
Highland County	0	0	0	0	0
Hopewell City	0	0	0	0	0
Isle of Wight County	0	0	0	0	0
James City County	0	0	0	0	0
King George County	1	0	0	0	0
King William County	0	0	0	0	0
King and Queen County	0	0	0	0	0
Lancaster County	0	0	0	0	0
Lee County	0	0	0	0	0
Lexington City	0	0	0	0	0
Loudoun County	1	1	1	0	0
Louisa County	0	0	0	0	0
Lunenburg County	0	0	0	0	0
Lynchburg City	2	0	2	0	0
Madison County	0	0	0	0	0
Manassas City	0	0	0	0	0
Manassas Park City	0	0	0	0	0
Martinsville City	0	0	0	0	0
Mathews County	0	0	0	0	0
Mecklenburg County	0	1	0	0	0
Middlesex County	0	0	1	0	0
Montgomery County	2	1	0	0	0
Nelson County	0	0	0	0	0
New Kent County	1	3	0	0	0
Newport News City	2	2	1	0	0
Norfolk City	2	1	1	2	0
Northampton County	0	1	0	0	0
Northumberland County	0	0	0	0	0
Norton City	0	0	0	0	0
Nottoway County	0	0	0	0	0
Orange County	0	1	2	0	0
Page County	1	0	1	0	0
Patrick County	0	0	0	0	0
Petersburg City	0	0	0	0	0
Pittsylvania County	0	2	0	0	0
Poquoson City	0	0	0	0	0
Portsmouth City	1	1	2	0	0
Powhatan County	1	0	0	0	0
Prince Edward County	0	0	1	0	0

APPENDIX R: DUI Charges and Convictions in Virginia by Locality

DUI Maiming Charges (§ 18.2-51.4)	2017	2018	2019	2020	2021
Prince George County	0	1	0	0	0
Prince William County	4	1	1	0	0
Pulaski County	0	0	0	0	0
Radford City	0	0	0	0	0
Rappahannock County	0	0	0	0	0
Richmond County	2	0	0	0	0
Richmond City	0	0	0	0	0
Roanoke County	0	0	0	1	0
Roanoke City	0	3	1	0	0
Rockbridge County	0	0	0	0	0
Rockingham County	2	2	0	0	2
Russell County	0	0	0	0	0
Salem City	0	0	0	0	0
Scott County	0	0	0	0	0
Shenandoah County	3	0	0	0	0
Smyth County	0	0	0	0	0
South Boston City	0	0	0	0	0
Southampton County	0	0	0	0	0
Spotsylvania County	1	1	2	0	0
Stafford County	2	3	1	0	0
Staunton City	0	0	0	0	0
Suffolk City	0	3	1	0	0
Surry County	0	0	0	0	0
Sussex County	0	0	0	0	0
Tazewell County	0	0	0	0	0
Virginia Beach City	8	4	1	0	0
Warren County	0	0	0	0	0
Washington County	0	0	0	0	0
Waynesboro City	0	0	0	0	0
Westmoreland County	0	0	0	0	0
Williamsburg City	0	0	0	0	0
Winchester City	0	0	0	0	0
Wise County	0	0	0	0	0
Wythe County	0	0	0	0	0
York County	0	0	0	0	0
CIRCUIT COURT CHARGES					
§ 18.2-51.4(A) - Serious injury (effective 7/1/19) Statewide Total	0	0	1	18	29
Accomack County	0	0	0	0	0
Albemarle County	0	0	0	0	0
Alexandria City	0	0	0	0	0
Alleghany County	0	0	0	0	1
Amelia County	0	0	1	1	0
Amherst County	0	0	0	0	0
Appomattox County	0	0	0	0	0
Arlington County	0	0	0	0	0
Augusta County	0	0	0	1	0
Bath County	0	0	0	0	0
Bedford County	0	0	0	3	0
Bedford City	0	0	0	0	0
Bland County	0	0	0	0	0

APPENDIX R: DUI Charges and Convictions in Virginia by Locality

DUI Maiming Charges (§ 18.2-51.4)	2017	2018	2019	2020	2021
Botetourt County	0	0	0	0	3
Bristol City	0	0	0	0	0
Brunswick County	0	0	0	0	0
Buchanan County	0	0	0	0	0
Buckingham County	0	0	0	0	0
Buena Vista City	0	0	0	0	0
Campbell County	0	0	0	0	0
Caroline County	0	0	0	0	0
Carroll County	0	0	0	0	0
Charles City County	0	0	0	0	0
Charlotte County	0	0	0	0	2
Charlottesville City	0	0	0	0	0
Chesapeake City	0	0	0	2	3
Chesterfield County	0	0	0	2	2
Clarke County	0	0	0	0	0
Clifton Forge City	0	0	0	0	0
Colonial Heights City	0	0	0	0	0
Covington City	0	0	0	0	0
Craig County	0	0	0	0	0
Culpeper County	0	0	0	1	0
Cumberland County	0	0	0	0	0
Danville City	0	0	0	0	0
Dickenson County	0	0	0	0	0
Dinwiddie County	0	0	0	0	0
Emporia City	0	0	0	0	0
Essex County	0	0	0	0	0
Fairfax County	0	0	0	0	0
Fairfax City	0	0	0	0	0
Falls Church City	0	0	0	0	0
Fauquier County	0	0	0	0	0
Floyd County	0	0	0	0	0
Fluvanna County	0	0	0	0	0
Franklin County	0	0	0	0	1
Franklin City	0	0	0	0	0
Frederick County	0	0	0	0	0
Fredericksburg City	0	0	0	0	0
Galax City	0	0	0	0	0
Giles County	0	0	0	0	0
Gloucester County	0	0	0	0	0
Goochland County	0	0	0	0	0
Grayson County	0	0	0	0	0
Greene County	0	0	0	0	0
Greensville County	0	0	0	0	0
Halifax County	0	0	0	0	0
Hampton City	0	0	0	0	2
Hanover County	0	0	0	0	0
Harrisonburg City	0	0	0	0	0
Henrico County	0	0	0	0	0
Henry County	0	0	0	0	0
Highland County	0	0	0	0	0
Hopewell City	0	0	0	0	0
Isle of Wight County	0	0	0	0	0
James City County	0	0	0	0	0

APPENDIX R: DUI Charges and Convictions in Virginia by Locality

DUI Maiming Charges (§ 18.2-51.4)	2017	2018	2019	2020	2021
King George County	0	0	0	0	0
King William County	0	0	0	0	0
King and Queen County	0	0	0	0	0
Lancaster County	0	0	0	0	0
Lee County	0	0	0	0	0
Lexington City	0	0	0	0	0
Loudoun County	0	0	0	0	1
Louisa County	0	0	0	1	1
Lunenburg County	0	0	0	0	0
Lynchburg City	0	0	0	0	0
Madison County	0	0	0	0	0
Manassas City	0	0	0	0	0
Manassas Park City	0	0	0	0	0
Martinsville City	0	0	0	0	0
Mathews County	0	0	0	0	0
Mecklenburg County	0	0	0	0	0
Middlesex County	0	0	0	0	0
Montgomery County	0	0	0	1	0
Nelson County	0	0	0	0	0
New Kent County	0	0	0	0	0
Newport News City	0	0	0	0	0
Norfolk City	0	0	0	0	1
Northampton County	0	0	0	0	0
Northumberland County	0	0	0	0	0
Norton City	0	0	0	0	0
Nottoway County	0	0	0	0	0
Orange County	0	0	0	1	1
Page County	0	0	0	0	0
Patrick County	0	0	0	0	0
Petersburg City	0	0	0	0	0
Pittsylvania County	0	0	0	0	0
Poquoson City	0	0	0	0	0
Portsmouth City	0	0	0	0	0
Powhatan County	0	0	0	0	0
Prince Edward County	0	0	0	0	0
Prince George County	0	0	0	0	0
Prince William County	0	0	0	0	0
Pulaski County	0	0	0	0	0
Radford City	0	0	0	0	0
Rappahannock County	0	0	0	0	0
Richmond County	0	0	0	0	0
Richmond City	0	0	0	0	0
Roanoke County	0	0	0	0	1
Roanoke City	0	0	0	0	1
Rockbridge County	0	0	0	0	0
Rockingham County	0	0	0	0	1
Russell County	0	0	0	0	0
Salem City	0	0	0	0	0
Scott County	0	0	0	0	0
Shenandoah County	0	0	0	0	0
Smyth County	0	0	0	0	0
South Boston City	0	0	0	0	0
Southampton County	0	0	0	0	0

APPENDIX R: DUI Charges and Convictions in Virginia by Locality

DUI Maiming Charges (§ 18.2-51.4)	2017	2018	2019	2020	2021
Spotsylvania County	0	0	0	2	3
Stafford County	0	0	0	0	0
Staunton City	0	0	0	0	0
Suffolk City	0	0	0	1	1
Surry County	0	0	0	0	0
Sussex County	0	0	0	0	0
Tazewell County	0	0	0	0	0
Virginia Beach City	0	0	0	0	4
Warren County	0	0	0	0	0
Washington County	0	0	0	0	0
Waynesboro City	0	0	0	0	0
Westmoreland County	0	0	0	0	0
Williamsburg City	0	0	0	1	0
Winchester City	0	0	0	0	0
Wise County	0	0	0	0	0
Wythe County	0	0	0	0	0
York County	0	0	0	1	0
CIRCUIT COURT CHARGES					
§ 18.2-51.4(B) - Permanently impaired (effective 7/1/19)	0	0	9	57	58
Statewide Total	0	0	9	57	58
Accomack County	0	0	0	0	0
Albemarle County	0	0	0	0	0
Alexandria City	0	0	0	0	0
Alleghany County	0	0	0	0	0
Amelia County	0	0	0	0	1
Amherst County	0	0	0	0	1
Appomattox County	0	0	0	0	0
Arlington County	0	0	0	0	0
Augusta County	0	0	0	0	1
Bath County	0	0	0	0	0
Bedford County	0	0	0	0	0
Bedford City	0	0	0	0	0
Bland County	0	0	0	0	0
Botetourt County	0	0	0	1	0
Bristol City	0	0	0	0	0
Brunswick County	0	0	0	0	1
Buchanan County	0	0	0	0	0
Buckingham County	0	0	0	0	0
Buena Vista City	0	0	0	0	0
Campbell County	0	0	0	0	0
Caroline County	0	0	0	0	0
Carroll County	0	0	0	0	0
Charles City County	0	0	1	0	0
Charlotte County	0	0	0	0	0
Charlottesville City	0	0	0	0	0
Chesapeake City	0	0	0	3	1
Chesterfield County	0	0	1	3	3
Clarke County	0	0	0	0	0
Clifton Forge City	0	0	0	0	0
Colonial Heights City	0	0	0	1	0
Covington City	0	0	0	0	0

APPENDIX R: DUI Charges and Convictions in Virginia by Locality

DUI Maiming Charges (§ 18.2-51.4)	2017	2018	2019	2020	2021
Craig County	0	0	0	0	0
Culpeper County	0	0	2	0	1
Cumberland County	0	0	0	0	0
Danville City	0	0	0	0	0
Dickenson County	0	0	0	0	0
Dinwiddie County	0	0	0	0	0
Emporia City	0	0	0	0	0
Essex County	0	0	0	0	1
Fairfax County	0	0	0	0	2
Fairfax City	0	0	0	0	0
Falls Church City	0	0	0	0	0
Fauquier County	0	0	0	0	1
Floyd County	0	0	0	0	1
Fluvanna County	0	0	0	1	0
Franklin County	0	0	0	0	1
Franklin City	0	0	0	0	0
Frederick County	0	0	0	0	1
Fredericksburg City	0	0	0	2	0
Galax City	0	0	0	0	0
Giles County	0	0	0	0	0
Gloucester County	0	0	0	1	0
Goochland County	0	0	0	0	0
Grayson County	0	0	0	0	0
Greene County	0	0	0	0	0
Greensville County	0	0	0	0	0
Halifax County	0	0	0	1	0
Hampton City	0	0	0	2	0
Hanover County	0	0	0	2	2
Harrisonburg City	0	0	0	0	0
Henrico County	0	0	0	5	1
Henry County	0	0	0	0	0
Highland County	0	0	0	0	0
Hopewell City	0	0	0	0	0
Isle of Wight County	0	0	0	0	0
James City County	0	0	0	0	0
King George County	0	0	0	0	0
King William County	0	0	0	0	0
King and Queen County	0	0	0	0	0
Lancaster County	0	0	0	0	0
Lee County	0	0	0	0	0
Lexington City	0	0	0	0	0
Loudoun County	0	0	0	0	0
Louisa County	0	0	0	0	0
Lunenburg County	0	0	0	1	2
Lynchburg City	0	0	0	0	0
Madison County	0	0	0	0	0
Manassas City	0	0	0	0	0
Manassas Park City	0	0	0	0	0
Martinsville City	0	0	0	0	0
Mathews County	0	0	0	0	0
Mecklenburg County	0	0	2	0	0
Middlesex County	0	0	0	0	0
Montgomery County	0	0	0	0	0

APPENDIX R: DUI Charges and Convictions in Virginia by Locality

DUI Maiming Charges (§ 18.2-51.4)	2017	2018	2019	2020	2021
Nelson County	0	0	0	2	1
New Kent County	0	0	0	0	0
Newport News City	0	0	0	3	0
Norfolk City	0	0	0	0	4
Northampton County	0	0	0	0	0
Northumberland County	0	0	0	0	0
Norton City	0	0	0	0	0
Nottoway County	0	0	0	0	0
Orange County	0	0	0	0	0
Page County	0	0	0	1	0
Patrick County	0	0	0	0	0
Petersburg City	0	0	0	0	0
Pittsylvania County	0	0	0	0	0
Poquoson City	0	0	0	0	0
Portsmouth City	0	0	0	0	0
Powhatan County	0	0	0	0	0
Prince Edward County	0	0	0	0	0
Prince George County	0	0	0	1	0
Prince William County	0	0	1	2	1
Pulaski County	0	0	0	0	1
Radford City	0	0	0	0	0
Rappahannock County	0	0	0	0	0
Richmond County	0	0	0	1	0
Richmond City	0	0	0	6	1
Roanoke County	0	0	0	4	0
Roanoke City	0	0	0	2	1
Rockbridge County	0	0	0	0	0
Rockingham County	0	0	0	0	2
Russell County	0	0	0	0	0
Salem City	0	0	0	0	0
Scott County	0	0	0	1	0
Shenandoah County	0	0	0	0	2
Smyth County	0	0	0	0	0
South Boston City	0	0	0	0	0
Southampton County	0	0	0	1	0
Spotsylvania County	0	0	1	0	2
Stafford County	0	0	0	0	1
Staunton City	0	0	0	0	2
Suffolk City	0	0	0	1	2
Surry County	0	0	0	0	0
Sussex County	0	0	0	0	2
Tazewell County	0	0	0	0	0
Virginia Beach City	0	0	1	4	4
Warren County	0	0	0	0	1
Washington County	0	0	0	0	0
Waynesboro City	0	0	0	0	0
Westmoreland County	0	0	0	2	0
Williamsburg City	0	0	0	0	2
Winchester City	0	0	0	0	0
Wise County	0	0	0	0	1
Wythe County	0	0	0	0	0
York County	0	0	0	3	7

APPENDIX R: DUI Charges and Convictions in Virginia by Locality

DUI Maiming Charges (§ 18.2-51.4)	2017	2018	2019	2020	2021
GENERAL DISTRICT COURT CHARGES					
§ 18.2-51.4(A) - Permanently impaired (retired 7/1/19)	46	34	17	3	0
Statewide Total	46	34	17	3	0
Accomack County	0	0	0	0	0
Albemarle County	1	0	1	0	0
Alexandria City	0	0	0	0	0
Alleghany County	0	1	0	0	0
Amelia County	0	0	0	0	0
Amherst County	0	0	0	0	0
Appomattox County	0	0	0	0	0
Arlington County	0	0	0	0	0
Augusta County	0	1	0	0	0
Bath County	0	0	0	0	0
Bedford County	2	1	0	0	0
Bedford City	0	0	0	0	0
Bland County	0	0	0	0	0
Botetourt County	0	0	0	0	0
Bristol City	0	0	0	0	0
Brunswick County	0	0	0	0	0
Buchanan County	4	1	0	0	0
Buckingham County	1	0	1	0	0
Buena Vista City	0	0	0	0	0
Campbell County	0	0	0	0	0
Caroline County	2	0	0	0	0
Carroll County	0	0	0	0	0
Charles City County	0	0	0	0	0
Charlotte County	0	0	0	0	0
Charlottesville City	0	0	0	0	0
Chesapeake City	0	0	1	0	0
Chesterfield County	1	0	0	0	0
Clarke County	0	0	0	0	0
Clifton Forge City	0	0	0	0	0
Colonial Heights City	0	0	0	0	0
Covington City	0	0	0	0	0
Craig County	0	0	0	0	0
Culpeper County	0	0	0	0	0
Cumberland County	0	0	0	0	0
Danville City	0	0	0	0	0
Dickenson County	0	0	0	0	0
Dinwiddie County	0	0	0	0	0
Emporia City	0	0	0	0	0
Essex County	3	0	0	0	0
Fairfax County	4	3	0	0	0
Fairfax City	0	0	0	0	0
Falls Church City	0	0	0	0	0
Fauquier County	0	2	0	0	0
Floyd County	0	0	0	0	0
Fluvanna County	0	2	0	0	0
Franklin County	0	0	0	0	0
Franklin City	0	0	0	0	0
Frederick County	0	0	0	0	0

APPENDIX R: DUI Charges and Convictions in Virginia by Locality

DUI Maiming Charges (§ 18.2-51.4)	2017	2018	2019	2020	2021
Fredericksburg City	1	1	0	0	0
Galax City	0	0	0	0	0
Giles County	0	0	0	0	0
Gloucester County	0	0	0	0	0
Goochland County	0	0	0	0	0
Grayson County	0	0	0	0	0
Greene County	1	0	0	0	0
Greensville County	0	2	0	0	0
Halifax County	0	0	0	0	0
Hampton City	0	0	0	0	0
Hanover County	1	0	0	0	0
Harrisonburg City	0	0	0	0	0
Henrico County	2	0	2	0	0
Henry County	0	0	0	0	0
Highland County	0	0	0	0	0
Hopewell City	0	0	0	0	0
Isle of Wight County	0	1	0	0	0
James City County	0	0	0	0	0
King George County	1	0	0	0	0
King William County	0	0	0	0	0
King and Queen County	0	0	0	0	0
Lancaster County	0	0	0	0	0
Lee County	0	0	0	0	0
Lexington City	0	0	0	0	0
Loudoun County	1	1	0	0	0
Louisa County	0	0	0	0	0
Lunenburg County	0	0	0	0	0
Lynchburg City	0	0	0	0	0
Madison County	0	0	0	0	0
Manassas City	0	0	0	0	0
Manassas Park City	0	0	0	0	0
Martinsville City	0	0	0	0	0
Mathews County	0	0	0	0	0
Mecklenburg County	0	0	0	0	0
Middlesex County	0	0	0	0	0
Montgomery County	1	1	2	0	0
Nelson County	0	0	1	0	0
New Kent County	0	3	0	0	0
Newport News City	0	0	2	1	0
Norfolk City	0	0	0	0	0
Northampton County	0	1	0	0	0
Northumberland County	0	0	0	0	0
Norton City	0	0	0	0	0
Nottoway County	0	0	0	0	0
Orange County	1	1	0	0	0
Page County	1	0	1	0	0
Patrick County	0	0	0	0	0
Petersburg City	0	0	0	0	0
Pittsylvania County	0	0	0	0	0
Poquoson City	0	0	0	0	0
Portsmouth City	0	1	0	0	0
Powhatan County	0	0	0	0	0
Prince Edward County	0	0	0	0	0

APPENDIX R: DUI Charges and Convictions in Virginia by Locality

DUI Maiming Charges (§ 18.2-51.4)	2017	2018	2019	2020	2021
Prince George County	1	0	0	0	0
Prince William County	3	1	3	0	0
Pulaski County	0	0	0	0	0
Radford City	0	0	0	0	0
Rappahannock County	0	0	0	0	0
Richmond County	0	0	0	0	0
Richmond City	0	0	0	0	0
Roanoke County	0	0	0	1	0
Roanoke City	0	0	0	0	0
Rockbridge County	0	0	0	0	0
Rockingham County	2	1	0	1	0
Russell County	0	0	0	0	0
Salem City	0	0	0	0	0
Scott County	0	0	0	0	0
Shenandoah County	0	0	0	0	0
Smyth County	0	0	0	0	0
South Boston City	0	0	0	0	0
Southampton County	0	0	0	0	0
Spotsylvania County	1	1	0	0	0
Stafford County	1	3	2	0	0
Staunton City	0	0	0	0	0
Suffolk City	0	0	0	0	0
Surry County	0	0	0	0	0
Sussex County	0	0	0	0	0
Tazewell County	0	0	0	0	0
Virginia Beach City	9	5	1	0	0
Warren County	0	0	0	0	0
Washington County	0	0	0	0	0
Waynesboro City	0	0	0	0	0
Westmoreland County	1	0	0	0	0
Williamsburg City	0	0	0	0	0
Winchester City	0	0	0	0	0
Wise County	0	0	0	0	0
Wythe County	0	0	0	0	0
York County	0	0	0	0	0
GENERAL DISTRICT COURT CHARGES					
§ 18.2-51.4(A) - Serious injury (effective 7/1/19) Statewide Total	0	0	1	12	17
Accomack County	0	0	0	0	0
Albemarle County	0	0	0	0	0
Alexandria City	0	0	0	0	0
Alleghany County	0	0	0	0	0
Amelia County	0	0	1	1	0
Amherst County	0	0	0	0	0
Appomattox County	0	0	0	0	0
Arlington County	0	0	0	0	0
Augusta County	0	0	0	0	0
Bath County	0	0	0	0	0
Bedford County	0	0	0	0	0
Bedford City	0	0	0	0	0
Bland County	0	0	0	0	0

APPENDIX R: DUI Charges and Convictions in Virginia by Locality

DUI Maiming Charges (§ 18.2-51.4)	2017	2018	2019	2020	2021
Botetourt County	0	0	0	0	0
Bristol City	0	0	0	0	0
Brunswick County	0	0	0	0	0
Buchanan County	0	0	0	0	0
Buckingham County	0	0	0	0	0
Buena Vista City	0	0	0	0	0
Campbell County	0	0	0	0	0
Caroline County	0	0	0	0	0
Carroll County	0	0	0	0	0
Charles City County	0	0	0	0	0
Charlotte County	0	0	0	2	0
Charlottesville City	0	0	0	0	0
Chesapeake City	0	0	0	2	0
Chesterfield County	0	0	0	1	1
Clarke County	0	0	0	0	0
Clifton Forge City	0	0	0	0	0
Colonial Heights City	0	0	0	0	0
Covington City	0	0	0	0	0
Craig County	0	0	0	0	0
Culpeper County	0	0	0	0	0
Cumberland County	0	0	0	0	0
Danville City	0	0	0	0	0
Dickenson County	0	0	0	0	0
Dinwiddie County	0	0	0	0	0
Emporia City	0	0	0	0	0
Essex County	0	0	0	0	0
Fairfax County	0	0	0	0	2
Fairfax City	0	0	0	0	0
Falls Church City	0	0	0	0	0
Fauquier County	0	0	0	0	2
Floyd County	0	0	0	0	0
Fluvanna County	0	0	0	0	0
Franklin County	0	0	0	0	0
Franklin City	0	0	0	0	0
Frederick County	0	0	0	0	0
Fredericksburg City	0	0	0	0	0
Galax City	0	0	0	0	0
Giles County	0	0	0	0	0
Gloucester County	0	0	0	0	0
Goochland County	0	0	0	0	0
Grayson County	0	0	0	0	0
Greene County	0	0	0	0	0
Greensville County	0	0	0	0	0
Halifax County	0	0	0	0	0
Hampton City	0	0	0	0	1
Hanover County	0	0	0	0	0
Harrisonburg City	0	0	0	0	0
Henrico County	0	0	0	0	0
Henry County	0	0	0	0	0
Highland County	0	0	0	0	0
Hopewell City	0	0	0	0	0
Isle of Wight County	0	0	0	0	0
James City County	0	0	0	0	0

APPENDIX R: DUI Charges and Convictions in Virginia by Locality

DUI Maiming Charges (§ 18.2-51.4)	2017	2018	2019	2020	2021
King George County	0	0	0	0	0
King William County	0	0	0	0	0
King and Queen County	0	0	0	0	0
Lancaster County	0	0	0	0	0
Lee County	0	0	0	0	0
Lexington City	0	0	0	0	0
Loudoun County	0	0	0	0	0
Louisa County	0	0	0	0	1
Lunenburg County	0	0	0	0	0
Lynchburg City	0	0	0	0	0
Madison County	0	0	0	0	0
Manassas City	0	0	0	0	0
Manassas Park City	0	0	0	0	0
Martinsville City	0	0	0	0	0
Mathews County	0	0	0	0	0
Mecklenburg County	0	0	0	0	0
Middlesex County	0	0	0	0	0
Montgomery County	0	0	0	2	0
Nelson County	0	0	0	0	0
New Kent County	0	0	0	0	0
Newport News City	0	0	0	0	0
Norfolk City	0	0	0	0	2
Northampton County	0	0	0	0	0
Northumberland County	0	0	0	0	0
Norton City	0	0	0	0	0
Nottoway County	0	0	0	0	0
Orange County	0	0	0	0	0
Page County	0	0	0	0	0
Patrick County	0	0	0	0	0
Petersburg City	0	0	0	0	0
Pittsylvania County	0	0	0	0	0
Poquoson City	0	0	0	0	0
Portsmouth City	0	0	0	0	0
Powhatan County	0	0	0	0	0
Prince Edward County	0	0	0	0	0
Prince George County	0	0	0	0	0
Prince William County	0	0	0	0	0
Pulaski County	0	0	0	0	0
Radford City	0	0	0	0	0
Rappahannock County	0	0	0	0	0
Richmond County	0	0	0	0	0
Richmond City	0	0	0	0	0
Roanoke County	0	0	0	0	1
Roanoke City	0	0	0	0	0
Rockbridge County	0	0	0	0	0
Rockingham County	0	0	0	0	1
Russell County	0	0	0	0	1
Salem City	0	0	0	0	0
Scott County	0	0	0	0	0
Shenandoah County	0	0	0	0	0
Smyth County	0	0	0	0	0
South Boston City	0	0	0	0	0
Southampton County	0	0	0	0	0

APPENDIX R: DUI Charges and Convictions in Virginia by Locality

DUI Maiming Charges (§ 18.2-51.4)	2017	2018	2019	2020	2021
Spotsylvania County	0	0	0	0	2
Stafford County	0	0	0	0	0
Staunton City	0	0	0	0	0
Suffolk City	0	0	0	0	1
Surry County	0	0	0	0	0
Sussex County	0	0	0	0	0
Tazewell County	0	0	0	0	0
Virginia Beach City	0	0	0	3	2
Warren County	0	0	0	0	0
Washington County	0	0	0	0	0
Waynesboro City	0	0	0	0	0
Westmoreland County	0	0	0	0	0
Williamsburg City	0	0	0	1	0
Winchester City	0	0	0	0	0
Wise County	0	0	0	0	0
Wythe County	0	0	0	0	0
York County	0	0	0	0	0
GENERAL DISTRICT COURT CHARGES					
§ 18.2-51.4(B) - Permanently impaired (effective 7/1/19)	0	0	17	41	62
Statewide Total					
Accomack County	0	0	0	0	0
Albemarle County	0	0	0	0	1
Alexandria City	0	0	0	0	2
Alleghany County	0	0	0	0	0
Amelia County	0	0	0	0	1
Amherst County	0	0	0	0	3
Appomattox County	0	0	0	0	0
Arlington County	0	0	0	0	0
Augusta County	0	0	0	0	1
Bath County	0	0	0	0	0
Bedford County	0	0	0	3	2
Bedford City	0	0	0	0	0
Bland County	0	0	0	0	0
Botetourt County	0	0	0	0	0
Bristol City	0	0	0	0	0
Brunswick County	0	0	0	0	0
Buchanan County	0	0	0	0	0
Buckingham County	0	0	0	0	0
Buena Vista City	0	0	0	0	0
Campbell County	0	0	0	0	0
Caroline County	0	0	0	0	0
Carroll County	0	0	0	0	0
Charles City County	0	0	0	0	0
Charlotte County	0	0	0	0	0
Charlottesville City	0	0	0	0	0
Chesapeake City	0	0	0	1	1
Chesterfield County	0	0	2	7	1
Clarke County	0	0	0	0	0
Clifton Forge City	0	0	0	0	0
Colonial Heights City	0	0	0	0	0
Covington City	0	0	0	0	0
Craig County	0	0	0	0	0

APPENDIX R: DUI Charges and Convictions in Virginia by Locality

DUI Maiming Charges (§ 18.2-51.4)	2017	2018	2019	2020	2021
Culpeper County	0	0	0	0	1
Cumberland County	0	0	0	0	0
Danville City	0	0	0	0	0
Dickenson County	0	0	0	0	0
Dinwiddie County	0	0	0	0	0
Emporia City	0	0	0	0	0
Essex County	0	0	0	0	3
Fairfax County	0	0	1	1	2
Fairfax City	0	0	0	0	0
Falls Church City	0	0	0	0	0
Fauquier County	0	0	0	0	2
Floyd County	0	0	0	0	0
Fluvanna County	0	0	1	0	0
Franklin County	0	0	0	0	0
Franklin City	0	0	0	0	0
Frederick County	0	0	0	0	0
Fredericksburg City	0	0	0	2	0
Galax City	0	0	0	0	0
Giles County	0	0	0	0	0
Gloucester County	0	0	0	0	0
Goochland County	0	0	0	0	0
Grayson County	0	0	0	0	0
Greene County	0	0	0	0	0
Greensville County	0	0	0	0	0
Halifax County	0	0	0	0	0
Hampton City	0	0	0	1	0
Hanover County	0	0	0	0	0
Harrisonburg City	0	0	0	0	0
Henrico County	0	0	1	5	6
Henry County	0	0	0	0	0
Highland County	0	0	0	0	0
Hopewell City	0	0	0	0	0
Isle of Wight County	0	0	0	0	0
James City County	0	0	0	0	0
King George County	0	0	0	0	0
King William County	0	0	0	0	0
King and Queen County	0	0	0	0	0
Lancaster County	0	0	0	0	0
Lee County	0	0	0	0	0
Lexington City	0	0	0	0	0
Loudoun County	0	0	1	0	1
Louisa County	0	0	0	0	0
Lunenburg County	0	0	1	0	0
Lynchburg City	0	0	0	0	0
Madison County	0	0	0	0	0
Manassas City	0	0	0	0	0
Manassas Park City	0	0	0	0	0
Martinsville City	0	0	0	0	0
Mathews County	0	0	0	0	0
Mecklenburg County	0	0	1	0	0
Middlesex County	0	0	0	0	0
Montgomery County	0	0	0	0	0
Nelson County	0	0	0	2	1

APPENDIX R: DUI Charges and Convictions in Virginia by Locality

DUI Maiming Charges (§ 18.2-51.4)	2017	2018	2019	2020	2021
New Kent County	0	0	0	0	0
Newport News City	0	0	3	2	0
Norfolk City	0	0	0	0	0
Northampton County	0	0	0	0	0
Northumberland County	0	0	0	0	0
Norton City	0	0	0	0	0
Nottoway County	0	0	0	0	0
Orange County	0	0	0	0	1
Page County	0	0	0	1	0
Patrick County	0	0	0	0	0
Petersburg City	0	0	0	0	0
Pittsylvania County	0	0	0	0	0
Poquoson City	0	0	0	0	0
Portsmouth City	0	0	0	0	1
Powhatan County	0	0	0	0	0
Prince Edward County	0	0	0	0	0
Prince George County	0	0	0	0	0
Prince William County	0	0	3	2	2
Pulaski County	0	0	0	0	1
Radford City	0	0	0	0	0
Rappahannock County	0	0	0	0	0
Richmond County	0	0	0	0	0
Richmond City	0	0	0	0	1
Roanoke County	0	0	0	1	0
Roanoke City	0	0	0	0	0
Rockbridge County	0	0	0	0	0
Rockingham County	0	0	0	0	1
Russell County	0	0	0	0	2
Salem City	0	0	0	0	0
Scott County	0	0	0	2	0
Shenandoah County	0	0	0	0	0
Smyth County	0	0	0	0	0
South Boston City	0	0	0	0	0
Southampton County	0	0	0	0	1
Spotsylvania County	0	0	2	0	5
Stafford County	0	0	0	0	0
Staunton City	0	0	0	0	1
Suffolk City	0	0	0	1	1
Surry County	0	0	0	0	0
Sussex County	0	0	0	0	0
Tazewell County	0	0	0	0	0
Virginia Beach City	0	0	1	4	5
Warren County	0	0	0	0	1
Washington County	0	0	0	1	0
Waynesboro City	0	0	0	0	0
Westmoreland County	0	0	0	3	0
Williamsburg City	0	0	0	2	1
Winchester City	0	0	0	0	0
Wise County	0	0	0	0	1
Wythe County	0	0	0	0	0
York County	0	0	0	0	9

APPENDIX R: DUI Charges and Convictions in Virginia by Locality

DUI Maiming Charges (§ 18.2-51.4)	2017	2018	2019	2020	2021
JDR DISTRICT COURT CHARGES					
§ 18.2-51.4(A) - Permanently impaired (retired 7/1/19)	1	0	1	2	0
Statewide Total	1	0	1	2	0
Accomack County	0	0	0	0	0
Albemarle County	0	0	0	0	0
Alexandria City	0	0	0	0	0
Alleghany County	0	0	0	0	0
Amelia County	0	0	0	0	0
Amherst County	0	0	0	0	0
Appomattox County	0	0	0	0	0
Arlington County	0	0	0	0	0
Augusta County	0	0	0	0	0
Bath County	0	0	0	0	0
Bedford County	0	0	0	0	0
Bedford City	0	0	0	0	0
Bland County	0	0	0	0	0
Botetourt County	0	0	0	0	0
Bristol City	0	0	0	0	0
Brunswick County	0	0	0	0	0
Buchanan County	0	0	0	0	0
Buckingham County	0	0	0	0	0
Buena Vista City	0	0	0	0	0
Campbell County	0	0	0	0	0
Caroline County	0	0	0	0	0
Carroll County	0	0	0	0	0
Charles City County	0	0	0	0	0
Charlotte County	0	0	0	0	0
Charlottesville City	0	0	0	0	0
Chesapeake City	0	0	0	0	0
Chesterfield County	0	0	0	0	0
Clarke County	0	0	0	0	0
Clifton Forge City	0	0	0	0	0
Colonial Heights City	0	0	0	0	0
Covington City	0	0	0	0	0
Craig County	0	0	0	0	0
Culpeper County	0	0	0	0	0
Cumberland County	0	0	0	0	0
Danville City	0	0	0	0	0
Dickenson County	0	0	0	0	0
Dinwiddie County	0	0	0	0	0
Emporia City	0	0	0	0	0
Essex County	0	0	0	0	0
Fairfax County	0	0	1	0	0
Fairfax City	0	0	0	0	0
Falls Church City	0	0	0	0	0
Fauquier County	0	0	0	0	0
Floyd County	0	0	0	0	0
Fluvanna County	0	0	0	0	0
Franklin County	0	0	0	0	0
Franklin City	0	0	0	0	0
Frederick County	0	0	0	0	0

APPENDIX R: DUI Charges and Convictions in Virginia by Locality

DUI Maiming Charges (§ 18.2-51.4)	2017	2018	2019	2020	2021
Fredericksburg City	0	0	0	0	0
Galax City	0	0	0	0	0
Giles County	0	0	0	0	0
Gloucester County	0	0	0	0	0
Goochland County	0	0	0	0	0
Grayson County	0	0	0	0	0
Greene County	0	0	0	0	0
Greensville County	0	0	0	0	0
Halifax County	0	0	0	0	0
Hampton City	0	0	0	0	0
Hanover County	0	0	0	0	0
Harrisonburg City	0	0	0	0	0
Henrico County	0	0	0	0	0
Henry County	0	0	0	0	0
Highland County	0	0	0	0	0
Hopewell City	0	0	0	0	0
Isle of Wight County	0	0	0	0	0
James City County	0	0	0	0	0
King George County	1	0	0	0	0
King William County	0	0	0	0	0
King and Queen County	0	0	0	0	0
Lancaster County	0	0	0	0	0
Lee County	0	0	0	0	0
Lexington City	0	0	0	0	0
Loudoun County	0	0	0	0	0
Louisa County	0	0	0	0	0
Lunenburg County	0	0	0	0	0
Lynchburg City	0	0	0	0	0
Madison County	0	0	0	0	0
Manassas City	0	0	0	0	0
Manassas Park City	0	0	0	0	0
Martinsville City	0	0	0	0	0
Mathews County	0	0	0	0	0
Mecklenburg County	0	0	0	0	0
Middlesex County	0	0	0	0	0
Montgomery County	0	0	0	0	0
Nelson County	0	0	0	0	0
New Kent County	0	0	0	0	0
Newport News City	0	0	0	0	0
Norfolk City	0	0	0	0	0
Northampton County	0	0	0	0	0
Northumberland County	0	0	0	0	0
Norton City	0	0	0	0	0
Nottoway County	0	0	0	0	0
Orange County	0	0	0	0	0
Page County	0	0	0	0	0
Patrick County	0	0	0	0	0
Petersburg City	0	0	0	0	0
Pittsylvania County	0	0	0	0	0
Poquoson City	0	0	0	0	0
Portsmouth City	0	0	0	0	0
Powhatan County	0	0	0	0	0
Prince Edward County	0	0	0	0	0

APPENDIX R: DUI Charges and Convictions in Virginia by Locality

DUI Maiming Charges (§ 18.2-51.4)	2017	2018	2019	2020	2021
Prince George County	0	0	0	0	0
Prince William County	0	0	0	0	0
Pulaski County	0	0	0	0	0
Radford City	0	0	0	0	0
Rappahannock County	0	0	0	0	0
Richmond County	0	0	0	0	0
Richmond City	0	0	0	0	0
Roanoke County	0	0	0	0	0
Roanoke City	0	0	0	0	0
Rockbridge County	0	0	0	0	0
Rockingham County	0	0	0	2	0
Russell County	0	0	0	0	0
Salem City	0	0	0	0	0
Scott County	0	0	0	0	0
Shenandoah County	0	0	0	0	0
Smyth County	0	0	0	0	0
South Boston City	0	0	0	0	0
Southampton County	0	0	0	0	0
Spotsylvania County	0	0	0	0	0
Stafford County	0	0	0	0	0
Staunton City	0	0	0	0	0
Suffolk City	0	0	0	0	0
Surry County	0	0	0	0	0
Sussex County	0	0	0	0	0
Tazewell County	0	0	0	0	0
Virginia Beach City	0	0	0	0	0
Warren County	0	0	0	0	0
Washington County	0	0	0	0	0
Waynesboro City	0	0	0	0	0
Westmoreland County	0	0	0	0	0
Williamsburg City	0	0	0	0	0
Winchester City	0	0	0	0	0
Wise County	0	0	0	0	0
Wythe County	0	0	0	0	0
York County	0	0	0	0	0
JDR DISTRICT COURT CHARGES					
§ 18.2-51.4(A) - Serious injury (effective 7/1/19) Statewide	0	0	0	0	0
Total	0	0	0	0	0
Accomack County	0	0	0	0	0
Albemarle County	0	0	0	0	0
Alexandria City	0	0	0	0	0
Alleghany County	0	0	0	0	0
Amelia County	0	0	0	0	0
Amherst County	0	0	0	0	0
Appomattox County	0	0	0	0	0
Arlington County	0	0	0	0	0
Augusta County	0	0	0	0	0
Bath County	0	0	0	0	0
Bedford County	0	0	0	0	0
Bedford City	0	0	0	0	0
Bland County	0	0	0	0	0
Botetourt County	0	0	0	0	0

APPENDIX R: DUI Charges and Convictions in Virginia by Locality

DUI Maiming Charges (§ 18.2-51.4)	2017	2018	2019	2020	2021
Bristol City	0	0	0	0	0
Brunswick County	0	0	0	0	0
Buchanan County	0	0	0	0	0
Buckingham County	0	0	0	0	0
Buena Vista City	0	0	0	0	0
Campbell County	0	0	0	0	0
Caroline County	0	0	0	0	0
Carroll County	0	0	0	0	0
Charles City County	0	0	0	0	0
Charlotte County	0	0	0	0	0
Charlottesville City	0	0	0	0	0
Chesapeake City	0	0	0	0	0
Chesterfield County	0	0	0	0	0
Clarke County	0	0	0	0	0
Clifton Forge City	0	0	0	0	0
Colonial Heights City	0	0	0	0	0
Covington City	0	0	0	0	0
Craig County	0	0	0	0	0
Culpeper County	0	0	0	0	0
Cumberland County	0	0	0	0	0
Danville City	0	0	0	0	0
Dickenson County	0	0	0	0	0
Dinwiddie County	0	0	0	0	0
Emporia City	0	0	0	0	0
Essex County	0	0	0	0	0
Fairfax County	0	0	0	0	0
Fairfax City	0	0	0	0	0
Falls Church City	0	0	0	0	0
Fauquier County	0	0	0	0	0
Floyd County	0	0	0	0	0
Fluvanna County	0	0	0	0	0
Franklin County	0	0	0	0	0
Franklin City	0	0	0	0	0
Frederick County	0	0	0	0	0
Fredericksburg City	0	0	0	0	0
Galax City	0	0	0	0	0
Giles County	0	0	0	0	0
Gloucester County	0	0	0	0	0
Goochland County	0	0	0	0	0
Grayson County	0	0	0	0	0
Greene County	0	0	0	0	0
Greensville County	0	0	0	0	0
Halifax County	0	0	0	0	0
Hampton City	0	0	0	0	0
Hanover County	0	0	0	0	0
Harrisonburg City	0	0	0	0	0
Henrico County	0	0	0	0	0
Henry County	0	0	0	0	0
Highland County	0	0	0	0	0
Hopewell City	0	0	0	0	0
Isle of Wight County	0	0	0	0	0
James City County	0	0	0	0	0
King George County	0	0	0	0	0

APPENDIX R: DUI Charges and Convictions in Virginia by Locality

DUI Maiming Charges (§ 18.2-51.4)	2017	2018	2019	2020	2021
King William County	0	0	0	0	0
King and Queen County	0	0	0	0	0
Lancaster County	0	0	0	0	0
Lee County	0	0	0	0	0
Lexington City	0	0	0	0	0
Loudoun County	0	0	0	0	0
Louisa County	0	0	0	0	0
Lunenburg County	0	0	0	0	0
Lynchburg City	0	0	0	0	0
Madison County	0	0	0	0	0
Manassas City	0	0	0	0	0
Manassas Park City	0	0	0	0	0
Martinsville City	0	0	0	0	0
Mathews County	0	0	0	0	0
Mecklenburg County	0	0	0	0	0
Middlesex County	0	0	0	0	0
Montgomery County	0	0	0	0	0
Nelson County	0	0	0	0	0
New Kent County	0	0	0	0	0
Newport News City	0	0	0	0	0
Norfolk City	0	0	0	0	0
Northampton County	0	0	0	0	0
Northumberland County	0	0	0	0	0
Norton City	0	0	0	0	0
Nottoway County	0	0	0	0	0
Orange County	0	0	0	0	0
Page County	0	0	0	0	0
Patrick County	0	0	0	0	0
Petersburg City	0	0	0	0	0
Pittsylvania County	0	0	0	0	0
Poquoson City	0	0	0	0	0
Portsmouth City	0	0	0	0	0
Powhatan County	0	0	0	0	0
Prince Edward County	0	0	0	0	0
Prince George County	0	0	0	0	0
Prince William County	0	0	0	0	0
Pulaski County	0	0	0	0	0
Radford City	0	0	0	0	0
Rappahannock County	0	0	0	0	0
Richmond County	0	0	0	0	0
Richmond City	0	0	0	0	0
Roanoke County	0	0	0	0	0
Roanoke City	0	0	0	0	0
Rockbridge County	0	0	0	0	0
Rockingham County	0	0	0	0	0
Russell County	0	0	0	0	0
Salem City	0	0	0	0	0
Scott County	0	0	0	0	0
Shenandoah County	0	0	0	0	0
Smyth County	0	0	0	0	0
South Boston City	0	0	0	0	0
Southampton County	0	0	0	0	0
Spotsylvania County	0	0	0	0	0

APPENDIX R: DUI Charges and Convictions in Virginia by Locality

DUI Maiming Charges (§ 18.2-51.4)	2017	2018	2019	2020	2021
Stafford County	0	0	0	0	0
Staunton City	0	0	0	0	0
Suffolk City	0	0	0	0	0
Surry County	0	0	0	0	0
Sussex County	0	0	0	0	0
Tazewell County	0	0	0	0	0
Virginia Beach City	0	0	0	0	0
Warren County	0	0	0	0	0
Washington County	0	0	0	0	0
Waynesboro City	0	0	0	0	0
Westmoreland County	0	0	0	0	0
Williamsburg City	0	0	0	0	0
Winchester City	0	0	0	0	0
Wise County	0	0	0	0	0
Wythe County	0	0	0	0	0
York County	0	0	0	0	0
JDR DISTRICT COURT CHARGES					
§ 18.2-51.4(B) - Permanently impaired (effective 7/1/19)	0	0	4	8	7
Statewide Total					
Accomack County	0	0	0	0	0
Albemarle County	0	0	0	0	0
Alexandria City	0	0	0	0	0
Alleghany County	0	0	0	0	0
Amelia County	0	0	0	0	0
Amherst County	0	0	0	0	0
Appomattox County	0	0	0	0	0
Arlington County	0	0	0	0	0
Augusta County	0	0	0	0	0
Bath County	0	0	0	0	0
Bedford County	0	0	0	0	0
Bedford City	0	0	0	0	0
Bland County	0	0	0	0	0
Botetourt County	0	0	0	0	0
Bristol City	0	0	0	0	0
Brunswick County	0	0	0	0	0
Buchanan County	0	0	0	0	0
Buckingham County	0	0	0	0	1
Buena Vista City	0	0	0	0	0
Campbell County	0	0	0	0	0
Caroline County	0	0	0	0	0
Carroll County	0	0	0	0	0
Charles City County	0	0	0	0	0
Charlotte County	0	0	0	0	0
Charlottesville City	0	0	0	0	0
Chesapeake City	0	0	0	0	0
Chesterfield County	0	0	1	0	0
Clarke County	0	0	0	0	0
Clifton Forge City	0	0	0	0	0
Colonial Heights City	0	0	0	0	0
Covington City	0	0	0	0	0
Craig County	0	0	0	0	0

APPENDIX R: DUI Charges and Convictions in Virginia by Locality

DUI Maiming Charges (§ 18.2-51.4)	2017	2018	2019	2020	2021
Culpeper County	0	0	0	0	0
Cumberland County	0	0	0	0	0
Danville City	0	0	0	0	0
Dickenson County	0	0	0	0	0
Dinwiddie County	0	0	0	0	0
Emporia City	0	0	0	0	0
Essex County	0	0	0	0	1
Fairfax County	0	0	0	1	0
Fairfax City	0	0	0	0	0
Falls Church City	0	0	0	0	0
Fauquier County	0	0	0	0	1
Floyd County	0	0	0	0	0
Fluvanna County	0	0	0	0	0
Franklin County	0	0	0	0	0
Franklin City	0	0	0	0	0
Frederick County	0	0	0	0	0
Fredericksburg City	0	0	0	1	0
Galax City	0	0	0	0	0
Giles County	0	0	0	0	0
Gloucester County	0	0	0	0	0
Goochland County	0	0	0	0	0
Grayson County	0	0	0	0	0
Greene County	0	0	0	0	0
Greensville County	0	0	0	0	0
Halifax County	0	0	0	0	0
Hampton City	0	0	0	0	0
Hanover County	0	0	0	0	0
Harrisonburg City	0	0	0	0	0
Henrico County	0	0	0	1	0
Henry County	0	0	0	0	0
Highland County	0	0	0	0	0
Hopewell City	0	0	0	0	0
Isle of Wight County	0	0	0	0	0
James City County	0	0	0	0	0
King George County	0	0	0	0	0
King William County	0	0	0	0	0
King and Queen County	0	0	0	0	0
Lancaster County	0	0	0	0	0
Lee County	0	0	0	0	0
Lexington City	0	0	0	0	0
Loudoun County	0	0	0	0	1
Louisa County	0	0	0	0	0
Lunenburg County	0	0	1	0	0
Lynchburg City	0	0	0	0	0
Madison County	0	0	0	0	0
Manassas City	0	0	0	0	0
Manassas Park City	0	0	0	0	0
Martinsville City	0	0	0	0	0
Mathews County	0	0	0	0	0
Mecklenburg County	0	0	0	0	0
Middlesex County	0	0	0	0	0
Montgomery County	0	0	0	0	0
Nelson County	0	0	0	0	0

APPENDIX R: DUI Charges and Convictions in Virginia by Locality

DUI Maiming Charges (§ 18.2-51.4)	2017	2018	2019	2020	2021
New Kent County	0	0	0	0	0
Newport News City	0	0	0	0	0
Norfolk City	0	0	0	0	0
Northampton County	0	0	0	0	0
Northumberland County	0	0	0	0	0
Norton City	0	0	0	0	0
Nottoway County	0	0	0	0	0
Orange County	0	0	0	0	0
Page County	0	0	0	1	0
Patrick County	0	0	0	0	0
Petersburg City	0	0	0	0	0
Pittsylvania County	0	0	0	0	0
Poquoson City	0	0	0	0	0
Portsmouth City	0	0	0	0	0
Powhatan County	0	0	0	0	0
Prince Edward County	0	0	0	0	0
Prince George County	0	0	0	0	0
Prince William County	0	0	0	2	0
Pulaski County	0	0	0	0	0
Radford City	0	0	0	0	0
Rappahannock County	0	0	0	0	0
Richmond County	0	0	1	1	0
Richmond City	0	0	0	0	0
Roanoke County	0	0	0	0	0
Roanoke City	0	0	0	0	0
Rockbridge County	0	0	0	0	0
Rockingham County	0	0	0	0	0
Russell County	0	0	0	0	2
Salem City	0	0	0	0	0
Scott County	0	0	0	0	0
Shenandoah County	0	0	0	0	0
Smyth County	0	0	0	0	0
South Boston City	0	0	0	0	0
Southampton County	0	0	0	0	0
Spotsylvania County	0	0	1	0	1
Stafford County	0	0	0	0	0
Staunton City	0	0	0	0	0
Suffolk City	0	0	0	0	0
Surry County	0	0	0	0	0
Sussex County	0	0	0	0	0
Tazewell County	0	0	0	0	0
Virginia Beach City	0	0	0	0	0
Warren County	0	0	0	0	0
Washington County	0	0	0	0	0
Waynesboro City	0	0	0	0	0
Westmoreland County	0	0	0	0	0
Williamsburg City	0	0	0	1	0
Winchester City	0	0	0	0	0
Wise County	0	0	0	0	0
Wythe County	0	0	0	0	0
York County	0	0	0	0	0

APPENDIX R: DUI Charges and Convictions in Virginia by Locality

DUI Maiming Convictions (§ 18.2-51.4)	2017	2018	2019	2020	2021
CIRCUIT COURT CONVICTIONS					
§ 18.2-51.4(A) - Permanently impaired (retired 7/1/19)	48	35	32	7	9
Statewide Total	48	35	32	7	9
Accomack County	1	0	0	0	0
Albemarle County	0	0	1	0	0
Alexandria City	0	0	0	0	0
Alleghany County	7	0	1	0	0
Amelia County	0	0	0	0	0
Amherst County	1	0	0	0	0
Appomattox County	0	0	0	0	0
Arlington County	2	0	0	0	0
Augusta County	1	0	0	0	0
Bath County	0	0	0	0	0
Bedford County	0	2	1	1	0
Bedford City	0	0	0	0	0
Bland County	0	0	0	0	0
Botetourt County	3	0	0	0	0
Bristol City	0	0	0	0	0
Brunswick County	0	0	0	0	0
Buchanan County	0	3	1	0	0
Buckingham County	0	1	0	0	0
Buena Vista City	0	0	0	0	0
Campbell County	1	0	0	0	0
Caroline County	1	1	0	0	0
Carroll County	0	0	0	0	0
Charles City County	0	0	0	0	0
Charlotte County	0	0	0	0	0
Charlottesville City	1	0	0	0	0
Chesapeake City	0	1	2	1	0
Chesterfield County	2	0	1	0	0
Clarke County	0	0	0	0	0
Clifton Forge City	0	0	0	0	0
Colonial Heights City	0	0	0	0	0
Covington City	0	0	0	0	0
Craig County	0	0	0	0	0
Culpeper County	0	0	0	0	0
Cumberland County	0	0	0	0	0
Danville City	1	1	0	0	0
Dickenson County	0	0	0	0	0
Dinwiddie County	0	0	0	0	0
Emporia City	0	0	0	0	0
Essex County	1	0	1	0	0
Fairfax County	2	3	0	1	0
Fairfax City	0	0	0	0	0
Falls Church City	0	0	0	0	0
Fauquier County	0	0	1	0	0
Floyd County	0	0	0	0	0
Fluvanna County	0	0	0	0	0
Franklin County	0	0	0	0	0
Franklin City	0	0	0	0	0
Frederick County	0	0	2	0	1

APPENDIX R: DUI Charges and Convictions in Virginia by Locality

DUI Maiming Convictions (§ 18.2-51.4)	2017	2018	2019	2020	2021
Fredericksburg City	0	0	1	0	1
Galax City	0	0	0	0	0
Giles County	0	0	0	0	0
Gloucester County	0	0	0	0	0
Goochland County	0	0	0	0	0
Grayson County	0	0	0	0	0
Greene County	0	0	0	0	0
Greensville County	0	0	1	0	0
Halifax County	0	0	1	0	0
Hampton City	0	0	0	0	0
Hanover County	0	0	1	0	0
Harrisonburg City	0	0	0	0	0
Henrico County	1	1	0	1	0
Henry County	2	0	0	0	0
Highland County	0	0	0	0	0
Hopewell City	0	1	0	0	0
Isle of Wight County	0	0	0	0	0
James City County	0	0	0	0	0
King George County	1	0	0	0	0
King William County	0	0	0	0	0
King and Queen County	0	0	0	0	0
Lancaster County	0	0	0	0	0
Lee County	0	0	0	0	0
Lexington City	0	0	0	0	0
Loudoun County	1	0	2	0	0
Louisa County	0	0	0	0	0
Lunenburg County	0	0	0	0	0
Lynchburg City	1	0	3	0	0
Madison County	0	0	0	0	0
Manassas City	0	0	0	0	0
Manassas Park City	0	0	0	0	0
Martinsville City	0	0	0	0	0
Mathews County	0	0	0	0	0
Mecklenburg County	0	1	0	0	0
Middlesex County	0	0	0	0	0
Montgomery County	0	0	0	0	0
Nelson County	0	0	0	0	0
New Kent County	1	0	1	0	0
Newport News City	0	0	1	1	0
Norfolk City	0	0	0	1	0
Northampton County	0	1	0	0	0
Northumberland County	0	0	0	0	0
Norton City	0	0	0	0	0
Nottoway County	0	0	0	0	0
Orange County	0	0	1	0	0
Page County	1	0	0	0	1
Patrick County	0	0	0	0	0
Petersburg City	0	0	0	0	0
Pittsylvania County	0	0	1	0	0
Poquoson City	0	0	0	0	0
Portsmouth City	0	0	0	0	2
Powhatan County	0	0	0	0	0
Prince Edward County	0	0	0	0	0

APPENDIX R: DUI Charges and Convictions in Virginia by Locality

DUI Maiming Convictions (§ 18.2-51.4)	2017	2018	2019	2020	2021
Prince George County	0	0	0	0	0
Prince William County	1	1	1	0	2
Pulaski County	0	0	0	0	0
Radford City	1	0	0	0	0
Rappahannock County	1	0	0	0	0
Richmond County	0	0	0	0	0
Richmond City	0	1	0	0	0
Roanoke County	0	0	0	0	0
Roanoke City	0	3	0	0	0
Rockbridge County	0	0	0	0	0
Rockingham County	0	3	0	0	1
Russell County	0	0	0	0	0
Salem City	0	0	0	0	0
Scott County	1	0	0	0	0
Shenandoah County	0	1	0	0	0
Smyth County	0	0	0	0	0
South Boston City	0	0	0	0	0
Southampton County	0	0	0	0	0
Spotsylvania County	2	0	1	1	0
Stafford County	2	0	2	0	0
Staunton City	0	0	0	0	0
Suffolk City	0	0	4	0	0
Surry County	0	0	0	0	0
Sussex County	0	0	0	0	0
Tazewell County	1	0	0	0	0
Virginia Beach City	5	10	0	0	1
Warren County	0	0	0	0	0
Washington County	0	0	0	0	0
Waynesboro City	0	0	0	0	0
Westmoreland County	0	0	0	0	0
Williamsburg City	0	0	0	0	0
Winchester City	0	0	0	0	0
Wise County	0	0	0	0	0
Wythe County	0	0	0	0	0
York County	2	0	0	0	0
CIRCUIT COURT CONVICTIONS					
§ 18.2-51.4(A) - Serious injury (effective 7/1/19)	0	0	1	3	18
Statewide Total					
Accomack County	0	0	0	0	0
Albemarle County	0	0	0	0	0
Alexandria City	0	0	0	0	0
Alleghany County	0	0	0	0	0
Amelia County	0	0	0	1	1
Amherst County	0	0	0	0	0
Appomattox County	0	0	0	0	0
Arlington County	0	0	0	0	0
Augusta County	0	0	0	0	1
Bath County	0	0	0	0	0
Bedford County	0	0	0	0	3
Bedford City	0	0	0	0	0
Bland County	0	0	0	0	0

APPENDIX R: DUI Charges and Convictions in Virginia by Locality

DUI Maiming Convictions (§ 18.2-51.4)	2017	2018	2019	2020	2021
Botetourt County	0	0	0	0	0
Bristol City	0	0	0	0	0
Brunswick County	0	0	0	0	0
Buchanan County	0	0	0	0	0
Buckingham County	0	0	0	0	0
Buena Vista City	0	0	0	0	0
Campbell County	0	0	0	0	0
Caroline County	0	0	0	0	0
Carroll County	0	0	0	0	0
Charles City County	0	0	0	0	0
Charlotte County	0	0	0	0	0
Charlottesville City	0	0	0	0	0
Chesapeake City	0	0	0	0	1
Chesterfield County	0	0	0	1	1
Clarke County	0	0	0	0	0
Clifton Forge City	0	0	0	0	0
Colonial Heights City	0	0	0	0	0
Covington City	0	0	0	0	0
Craig County	0	0	0	0	0
Culpeper County	0	0	0	0	1
Cumberland County	0	0	0	0	0
Danville City	0	0	0	0	0
Dickenson County	0	0	0	0	0
Dinwiddie County	0	0	0	0	0
Emporia City	0	0	0	0	0
Essex County	0	0	0	0	0
Fairfax County	0	0	0	0	0
Fairfax City	0	0	0	0	0
Falls Church City	0	0	0	0	0
Fauquier County	0	0	0	0	0
Floyd County	0	0	0	0	0
Fluvanna County	0	0	0	0	0
Franklin County	0	0	0	0	0
Franklin City	0	0	0	0	0
Frederick County	0	0	0	0	0
Fredericksburg City	0	0	0	0	0
Galax City	0	0	0	0	0
Giles County	0	0	0	0	0
Gloucester County	0	0	0	0	0
Goochland County	0	0	0	0	0
Grayson County	0	0	0	0	0
Greene County	0	0	0	0	0
Greensville County	0	0	0	0	0
Halifax County	0	0	0	0	0
Hampton City	0	0	0	0	0
Hanover County	0	0	0	0	0
Harrisonburg City	0	0	0	0	0
Henrico County	0	0	0	0	0
Henry County	0	0	0	0	0
Highland County	0	0	0	0	0
Hopewell City	0	0	0	0	0
Isle of Wight County	0	0	0	0	0
James City County	0	0	0	0	0

APPENDIX R: DUI Charges and Convictions in Virginia by Locality

DUI Maiming Convictions (§ 18.2-51.4)	2017	2018	2019	2020	2021
King George County	0	0	0	0	0
King William County	0	0	0	0	0
King and Queen County	0	0	0	0	0
Lancaster County	0	0	0	0	0
Lee County	0	0	0	0	0
Lexington City	0	0	0	0	0
Loudoun County	0	0	0	0	0
Louisa County	0	0	0	0	0
Lunenburg County	0	0	0	0	0
Lynchburg City	0	0	0	0	0
Madison County	0	0	0	0	0
Manassas City	0	0	0	0	0
Manassas Park City	0	0	0	0	0
Martinsville City	0	0	0	0	0
Mathews County	0	0	0	0	0
Mecklenburg County	0	0	0	0	0
Middlesex County	0	0	0	0	0
Montgomery County	0	0	0	0	0
Nelson County	0	0	0	0	0
New Kent County	0	0	0	0	0
Newport News City	0	0	0	0	0
Norfolk City	0	0	0	0	0
Northampton County	0	0	0	0	0
Northumberland County	0	0	0	0	0
Norton City	0	0	0	0	0
Nottoway County	0	0	0	0	0
Orange County	0	0	0	0	1
Page County	0	0	0	0	0
Patrick County	0	0	0	0	0
Petersburg City	0	0	0	0	0
Pittsylvania County	0	0	1	0	0
Poquoson City	0	0	0	0	0
Portsmouth City	0	0	0	0	0
Powhatan County	0	0	0	0	0
Prince Edward County	0	0	0	0	0
Prince George County	0	0	0	0	0
Prince William County	0	0	0	0	0
Pulaski County	0	0	0	0	0
Radford City	0	0	0	0	0
Rappahannock County	0	0	0	0	0
Richmond County	0	0	0	0	0
Richmond City	0	0	0	0	0
Roanoke County	0	0	0	0	0
Roanoke City	0	0	0	0	0
Rockbridge County	0	0	0	0	0
Rockingham County	0	0	0	0	0
Russell County	0	0	0	0	0
Salem City	0	0	0	0	0
Scott County	0	0	0	0	0
Shenandoah County	0	0	0	0	0
Smyth County	0	0	0	0	0
South Boston City	0	0	0	0	0
Southampton County	0	0	0	0	0

APPENDIX R: DUI Charges and Convictions in Virginia by Locality

DUI Maiming Convictions (§ 18.2-51.4)	2017	2018	2019	2020	2021
Spotsylvania County	0	0	0	0	1
Stafford County	0	0	0	0	0
Staunton City	0	0	0	0	0
Suffolk City	0	0	0	1	1
Surry County	0	0	0	0	0
Sussex County	0	0	0	0	0
Tazewell County	0	0	0	0	0
Virginia Beach City	0	0	0	0	2
Warren County	0	0	0	0	0
Washington County	0	0	0	0	0
Waynesboro City	0	0	0	0	0
Westmoreland County	0	0	0	0	0
Williamsburg City	0	0	0	0	1
Winchester City	0	0	0	0	0
Wise County	0	0	0	0	0
Wythe County	0	0	0	0	0
York County	0	0	0	0	4
CIRCUIT COURT CONVICTIONS					
§ 18.2-51.4(B) - Permanently impaired (effective 7/1/19)	0	0	1	9	32
Statewide Total					
Accomack County	0	0	0	0	0
Albemarle County	0	0	0	0	0
Alexandria City	0	0	0	0	0
Alleghany County	0	0	0	0	0
Amelia County	0	0	0	0	0
Amherst County	0	0	0	0	0
Appomattox County	0	0	0	0	0
Arlington County	0	0	0	0	0
Augusta County	0	0	1	0	0
Bath County	0	0	0	0	0
Bedford County	0	0	0	0	0
Bedford City	0	0	0	0	0
Bland County	0	0	0	0	0
Botetourt County	0	0	0	0	0
Bristol City	0	0	0	0	0
Brunswick County	0	0	0	0	1
Buchanan County	0	0	0	0	0
Buckingham County	0	0	0	0	0
Buena Vista City	0	0	0	0	0
Campbell County	0	0	0	0	0
Caroline County	0	0	0	0	0
Carroll County	0	0	0	0	0
Charles City County	0	0	0	1	0
Charlotte County	0	0	0	0	0
Charlottesville City	0	0	0	0	0
Chesapeake City	0	0	0	0	0
Chesterfield County	0	0	0	1	3
Clarke County	0	0	0	0	0
Clifton Forge City	0	0	0	0	0
Colonial Heights City	0	0	0	0	0
Covington City	0	0	0	0	0

APPENDIX R: DUI Charges and Convictions in Virginia by Locality

DUI Maiming Convictions (§ 18.2-51.4)	2017	2018	2019	2020	2021
Craig County	0	0	0	0	0
Culpeper County	0	0	0	2	0
Cumberland County	0	0	0	0	0
Danville City	0	0	0	0	0
Dickenson County	0	0	0	0	0
Dinwiddie County	0	0	0	0	0
Emporia City	0	0	0	0	0
Essex County	0	0	0	0	0
Fairfax County	0	0	0	0	0
Fairfax City	0	0	0	0	0
Falls Church City	0	0	0	0	0
Fauquier County	0	0	0	0	0
Floyd County	0	0	0	0	0
Fluvanna County	0	0	0	1	0
Franklin County	0	0	0	0	0
Franklin City	0	0	0	0	0
Frederick County	0	0	0	0	0
Fredericksburg City	0	0	0	0	2
Galax City	0	0	0	0	0
Giles County	0	0	0	0	0
Gloucester County	0	0	0	0	0
Goochland County	0	0	0	0	0
Grayson County	0	0	0	0	0
Greene County	0	0	0	0	0
Greensville County	0	0	0	0	0
Halifax County	0	0	0	0	0
Hampton City	0	0	0	0	0
Hanover County	0	0	0	0	1
Harrisonburg City	0	0	0	0	0
Henrico County	0	0	0	1	3
Henry County	0	0	0	0	0
Highland County	0	0	0	0	0
Hopewell City	0	0	0	0	0
Isle of Wight County	0	0	0	0	0
James City County	0	0	0	0	0
King George County	0	0	0	0	0
King William County	0	0	0	0	0
King and Queen County	0	0	0	0	0
Lancaster County	0	0	0	0	0
Lee County	0	0	0	0	0
Lexington City	0	0	0	0	0
Loudoun County	0	0	0	0	0
Louisa County	0	0	0	0	0
Lunenburg County	0	0	0	1	0
Lynchburg City	0	0	0	0	0
Madison County	0	0	0	0	0
Manassas City	0	0	0	0	0
Manassas Park City	0	0	0	0	0
Martinsville City	0	0	0	0	0
Mathews County	0	0	0	0	0
Mecklenburg County	0	0	0	0	2
Middlesex County	0	0	0	0	0
Montgomery County	0	0	0	0	0

APPENDIX R: DUI Charges and Convictions in Virginia by Locality

DUI Maiming Convictions (§ 18.2-51.4)	2017	2018	2019	2020	2021
Nelson County	0	0	0	1	0
New Kent County	0	0	0	0	0
Newport News City	0	0	0	0	2
Norfolk City	0	0	0	0	1
Northampton County	0	0	0	0	0
Northumberland County	0	0	0	0	0
Norton City	0	0	0	0	0
Nottoway County	0	0	0	0	0
Orange County	0	0	0	0	0
Page County	0	0	0	0	0
Patrick County	0	0	0	0	0
Petersburg City	0	0	0	0	0
Pittsylvania County	0	0	0	0	0
Poquoson City	0	0	0	0	0
Portsmouth City	0	0	0	0	0
Powhatan County	0	0	0	0	0
Prince Edward County	0	0	0	1	0
Prince George County	0	0	0	0	0
Prince William County	0	0	0	0	0
Pulaski County	0	0	0	0	0
Radford City	0	0	0	0	0
Rappahannock County	0	0	0	0	0
Richmond County	0	0	0	0	0
Richmond City	0	0	0	0	2
Roanoke County	0	0	0	0	0
Roanoke City	0	0	0	0	2
Rockbridge County	0	0	0	0	0
Rockingham County	0	0	0	0	2
Russell County	0	0	0	0	0
Salem City	0	0	0	0	0
Scott County	0	0	0	0	0
Shenandoah County	0	0	0	0	0
Smyth County	0	0	0	0	0
South Boston City	0	0	0	0	0
Southampton County	0	0	0	0	1
Spotsylvania County	0	0	0	0	0
Stafford County	0	0	0	0	0
Staunton City	0	0	0	0	0
Suffolk City	0	0	0	0	1
Surry County	0	0	0	0	0
Sussex County	0	0	0	0	0
Tazewell County	0	0	0	0	0
Virginia Beach City	0	0	0	0	4
Warren County	0	0	0	0	0
Washington County	0	0	0	0	0
Waynesboro City	0	0	0	0	0
Westmoreland County	0	0	0	0	2
Williamsburg City	0	0	0	0	2
Winchester City	0	0	0	0	0
Wise County	0	0	0	0	1
Wythe County	0	0	0	0	0
York County	0	0	0	0	0

APPENDIX R: DUI Charges and Convictions in Virginia by Locality

General DUI Charges (§ 18.2-266)	2017	2018	2019	2020	2021
CIRCUIT COURT CHARGES					
§ 18.2-266 Statewide Total	3,058	3,117	3,088	2,364	2,828
Felony	900	896	853	661	788
Misdemeanor	2,158	2,221	2,235	1,703	2,040
Accomack County	12	20	42	15	9
Felony	3	2	7	4	1
Misdemeanor	9	18	35	11	8
Albemarle County	30	36	36	8	16
Felony	6	13	17	4	10
Misdemeanor	24	23	19	4	6
Alexandria City	0	0	0	0	0
Felony	0	0	0	0	0
Misdemeanor	0	0	0	0	0
Alleghany County	11	13	16	9	12
Felony	4	7	6	5	4
Misdemeanor	7	6	10	4	8
Amelia County	4	5	7	2	3
Felony	3	0	4	0	1
Misdemeanor	1	5	3	2	2
Amherst County	16	22	17	11	21
Felony	6	5	3	5	3
Misdemeanor	10	17	14	6	18
Appomattox County	4	2	4	2	2
Felony	1	0	1	0	2
Misdemeanor	3	2	3	2	0
Arlington County	59	52	36	14	32
Felony	10	8	3	1	5
Misdemeanor	49	44	33	13	27
Augusta County	15	16	34	20	38
Felony	7	10	6	7	11
Misdemeanor	8	6	28	13	27
Bath County	3	0	2	5	0
Felony	1	0	0	2	0
Misdemeanor	2	0	2	3	0
Bedford County	24	32	27	32	24
Felony	7	3	9	4	3
Misdemeanor	17	29	18	28	21
Bedford City	0	0	0	0	0
Felony	0	0	0	0	0
Misdemeanor	0	0	0	0	0
Bland County	0	0	1	0	0
Felony	0	0	1	0	0
Misdemeanor	0	0	0	0	0
Botetourt County	22	20	16	17	20
Felony	8	6	4	3	5
Misdemeanor	14	14	12	14	15
Bristol City	13	9	8	5	6
Felony	4	2	3	4	1
Misdemeanor	9	7	5	1	5
Brunswick County	6	7	7	17	7
Felony	2	2	3	5	3
Misdemeanor	4	5	4	12	4

APPENDIX R: DUI Charges and Convictions in Virginia by Locality

General DUI Charges (§ 18.2-266)	2017	2018	2019	2020	2021
Buchanan County	5	10	13	5	17
Felony	2	3	0	0	5
Misdemeanor	3	7	13	5	12
Buckingham County	7	2	5	7	3
Felony	2	0	2	5	1
Misdemeanor	5	2	3	2	2
Buena Vista City	4	3	7	3	4
Felony	0	0	1	0	2
Misdemeanor	4	3	6	3	2
Campbell County	32	26	21	20	37
Felony	6	8	6	4	12
Misdemeanor	26	18	15	16	25
Caroline County	26	34	25	22	19
Felony	7	12	5	6	7
Misdemeanor	19	22	20	16	12
Carroll County	10	7	14	10	15
Felony	3	1	2	3	6
Misdemeanor	7	6	12	7	9
Charles City County	1	5	2	2	2
Felony	1	1	0	1	0
Misdemeanor	0	4	2	1	2
Charlotte County	2	0	6	3	3
Felony	0	0	4	3	1
Misdemeanor	2	0	2	0	2
Charlottesville City	13	10	7	10	6
Felony	6	1	2	5	2
Misdemeanor	7	9	5	5	4
Chesapeake City	108	104	100	113	144
Felony	40	31	27	18	38
Misdemeanor	68	73	73	95	106
Chesterfield County	143	135	160	139	172
Felony	47	36	28	27	45
Misdemeanor	96	99	132	112	127
Clarke County	4	8	5	4	5
Felony	1	3	1	1	2
Misdemeanor	3	5	4	3	3
Clifton Forge City	0	0	0	0	0
Felony	0	0	0	0	0
Misdemeanor	0	0	0	0	0
Colonial Heights City	20	24	23	9	15
Felony	10	6	3	4	6
Misdemeanor	10	18	20	5	9
Covington City	0	0	0	0	0
Felony	0	0	0	0	0
Misdemeanor	0	0	0	0	0
Craig County	0	0	3	3	6
Felony	0	0	2	3	1
Misdemeanor	0	0	1	0	5
Culpeper County	34	34	30	27	45
Felony	10	14	9	8	6
Misdemeanor	24	20	21	19	39
Cumberland County	3	3	4	5	1
Felony	1	0	2	2	0
Misdemeanor	2	3	2	3	1

APPENDIX R: DUI Charges and Convictions in Virginia by Locality

General DUI Charges (§ 18.2-266)	2017	2018	2019	2020	2021
Danville City	32	19	32	18	20
Felony	6	4	10	5	1
Misdemeanor	26	15	22	13	19
Dickenson County	4	4	9	4	7
Felony	3	3	3	3	3
Misdemeanor	1	1	6	1	4
Dinwiddie County	10	11	7	4	5
Felony	3	4	1	1	3
Misdemeanor	7	7	6	3	2
Emporia City	0	0	0	0	0
Felony	0	0	0	0	0
Misdemeanor	0	0	0	0	0
Essex County	5	4	1	1	2
Felony	0	2	1	0	1
Misdemeanor	5	2	0	1	1
Fairfax County	194	195	127	48	44
Felony	44	49	24	9	11
Misdemeanor	150	146	103	39	33
Fairfax City	0	0	0	0	0
Felony	0	0	0	0	0
Misdemeanor	0	0	0	0	0
Falls Church City	0	0	0	0	0
Felony	0	0	0	0	0
Misdemeanor	0	0	0	0	0
Fauquier County	18	25	29	26	37
Felony	7	9	9	4	14
Misdemeanor	11	16	20	22	23
Floyd County	4	9	8	1	4
Felony	1	4	0	0	2
Misdemeanor	3	5	8	1	2
Fluvanna County	8	17	12	18	14
Felony	3	3	6	7	8
Misdemeanor	5	14	6	11	6
Franklin County	29	27	21	7	14
Felony	7	8	5	2	3
Misdemeanor	22	19	16	5	11
Franklin City	0	0	0	0	0
Felony	0	0	0	0	0
Misdemeanor	0	0	0	0	0
Frederick County	25	39	38	40	87
Felony	11	20	14	10	19
Misdemeanor	14	19	24	30	68
Fredericksburg City	45	45	51	50	55
Felony	7	6	8	6	9
Misdemeanor	38	39	43	44	46
Galax City	0	0	0	0	0
Felony	0	0	0	0	0
Misdemeanor	0	0	0	0	0
Giles County	5	6	5	1	6
Felony	1	1	1	0	2
Misdemeanor	4	5	4	1	4
Gloucester County	23	24	28	24	17
Felony	6	8	5	10	7
Misdemeanor	17	16	23	14	10

APPENDIX R: DUI Charges and Convictions in Virginia by Locality

General DUI Charges (§ 18.2-266)	2017	2018	2019	2020	2021
Goochland County	18	17	13	21	17
Felony	5	5	6	6	3
Misdemeanor	13	12	7	15	14
Grayson County	3	3	2	4	2
Felony	1	1	0	2	0
Misdemeanor	2	2	2	2	2
Greene County	6	7	6	4	1
Felony	2	3	3	0	0
Misdemeanor	4	4	3	4	1
Greensville County	7	19	11	9	7
Felony	2	5	4	4	5
Misdemeanor	5	14	7	5	2
Halifax County	22	20	28	23	30
Felony	7	4	6	6	6
Misdemeanor	15	16	22	17	24
Hampton City	42	57	48	42	52
Felony	11	7	6	14	8
Misdemeanor	31	50	42	28	44
Hanover County	30	51	48	59	72
Felony	8	13	13	16	13
Misdemeanor	22	38	35	43	59
Harrisonburg City	0	0	0	0	0
Felony	0	0	0	0	0
Misdemeanor	0	0	0	0	0
Henrico County	110	101	109	80	98
Felony	43	33	46	34	33
Misdemeanor	67	68	63	46	65
Henry County	24	21	21	17	14
Felony	4	4	3	1	2
Misdemeanor	20	17	18	16	12
Highland County	0	0	1	0	0
Felony	0	0	0	0	0
Misdemeanor	0	0	1	0	0
Hopewell City	6	1	2	0	11
Felony	4	1	1	0	3
Misdemeanor	2	0	1	0	8
Isle of Wight County	19	27	23	12	30
Felony	9	8	8	5	7
Misdemeanor	10	19	15	7	23
James City County	0	0	0	0	0
Felony	0	0	0	0	0
Misdemeanor	0	0	0	0	0
King George County	3	2	8	4	2
Felony	1	1	2	1	1
Misdemeanor	2	1	6	3	1
King William County	28	22	17	13	15
Felony	2	5	3	4	4
Misdemeanor	26	17	14	9	11
King and Queen County	1	4	1	1	2
Felony	0	1	1	0	0
Misdemeanor	1	3	0	1	2
Lancaster County	5	1	1	3	7
Felony	1	0	1	1	3
Misdemeanor	4	1	0	2	4

APPENDIX R: DUI Charges and Convictions in Virginia by Locality

General DUI Charges (§ 18.2-266)	2017	2018	2019	2020	2021
Lee County	28	34	10	14	33
Felony	3	4	0	1	7
Misdemeanor	25	30	10	13	26
Lexington City	0	0	0	0	0
Felony	0	0	0	0	0
Misdemeanor	0	0	0	0	0
Loudoun County	63	63	87	29	19
Felony	8	19	26	2	7
Misdemeanor	55	44	61	27	12
Louisa County	14	9	12	11	13
Felony	3	2	3	4	3
Misdemeanor	11	7	9	7	10
Lunenburg County	10	3	6	6	2
Felony	8	2	4	2	0
Misdemeanor	2	1	2	4	2
Lynchburg City	51	40	40	41	46
Felony	8	11	7	8	11
Misdemeanor	43	29	33	33	35
Madison County	8	13	3	2	3
Felony	4	3	0	1	1
Misdemeanor	4	10	3	1	2
Manassas City	0	0	0	0	0
Felony	0	0	0	0	0
Misdemeanor	0	0	0	0	0
Manassas Park City	0	0	0	0	0
Felony	0	0	0	0	0
Misdemeanor	0	0	0	0	0
Martinsville City	11	10	19	14	8
Felony	2	1	2	4	2
Misdemeanor	9	9	17	10	6
Mathews County	0	1	0	0	3
Felony	0	0	0	0	2
Misdemeanor	0	1	0	0	1
Mecklenburg County	20	19	24	25	20
Felony	3	7	6	12	5
Misdemeanor	17	12	18	13	15
Middlesex County	3	0	8	5	6
Felony	0	0	1	0	1
Misdemeanor	3	0	7	5	5
Montgomery County	29	47	60	54	31
Felony	9	17	21	8	10
Misdemeanor	20	30	39	46	21
Nelson County	11	6	7	8	4
Felony	4	3	2	1	2
Misdemeanor	7	3	5	7	2
New Kent County	8	17	10	15	14
Felony	4	8	3	5	2
Misdemeanor	4	9	7	10	12
Newport News City	56	55	79	41	55
Felony	12	19	31	15	18
Misdemeanor	44	36	48	26	37
Norfolk City	58	49	33	17	37
Felony	21	15	9	6	13
Misdemeanor	37	34	24	11	24

APPENDIX R: DUI Charges and Convictions in Virginia by Locality

General DUI Charges (§ 18.2-266)	2017	2018	2019	2020	2021
Northampton County	7	10	9	14	9
Felony	0	2	1	4	0
Misdemeanor	7	8	8	10	9
Northumberland County	2	3	4	12	7
Felony	1	1	1	5	4
Misdemeanor	1	2	3	7	3
Norton City	0	0	0	0	0
Felony	0	0	0	0	0
Misdemeanor	0	0	0	0	0
Nottoway County	6	5	6	4	8
Felony	2	1	2	1	4
Misdemeanor	4	4	4	3	4
Orange County	15	16	17	16	26
Felony	1	6	6	6	13
Misdemeanor	14	10	11	10	13
Page County	11	15	11	8	6
Felony	2	0	2	2	2
Misdemeanor	9	15	9	6	4
Patrick County	3	5	7	6	7
Felony	0	0	0	0	2
Misdemeanor	3	5	7	6	5
Petersburg City	7	18	21	11	7
Felony	4	6	6	1	1
Misdemeanor	3	12	15	10	6
Pittsylvania County	18	20	17	7	12
Felony	4	3	4	3	4
Misdemeanor	14	17	13	4	8
Poquoson City	0	0	0	0	0
Felony	0	0	0	0	0
Misdemeanor	0	0	0	0	0
Portsmouth City	37	31	34	18	11
Felony	10	9	14	7	0
Misdemeanor	27	22	20	11	11
Powhatan County	10	6	9	9	9
Felony	3	2	4	6	4
Misdemeanor	7	4	5	3	5
Prince Edward County	18	23	5	8	6
Felony	3	3	1	3	5
Misdemeanor	15	20	4	5	1
Prince George County	10	22	14	13	14
Felony	2	8	4	3	3
Misdemeanor	8	14	10	10	11
Prince William County	125	117	98	68	64
Felony	64	44	44	26	39
Misdemeanor	61	73	54	42	25
Pulaski County	10	3	7	5	19
Felony	5	1	3	0	5
Misdemeanor	5	2	4	5	14
Radford City	7	6	5	5	9
Felony	3	2	0	1	1
Misdemeanor	4	4	5	4	8
Rappahannock County	3	3	7	3	4
Felony	1	1	3	1	3
Misdemeanor	2	2	4	2	1

APPENDIX R: DUI Charges and Convictions in Virginia by Locality

General DUI Charges (§ 18.2-266)	2017	2018	2019	2020	2021
Richmond County	2	2	2	3	5
Felony	0	2	1	0	2
Misdemeanor	2	0	1	3	3
Richmond City	30	30	20	27	30
Felony	9	5	5	4	8
Misdemeanor	21	25	15	23	22
Roanoke County	56	83	73	53	57
Felony	21	27	25	14	15
Misdemeanor	35	56	48	39	42
Roanoke City	28	29	35	22	22
Felony	12	15	13	9	7
Misdemeanor	16	14	22	13	15
Rockbridge County	14	21	18	8	9
Felony	5	5	6	0	2
Misdemeanor	9	16	12	8	7
Rockingham County	39	44	41	32	34
Felony	20	23	14	10	10
Misdemeanor	19	21	27	22	24
Russell County	21	14	13	11	16
Felony	6	7	2	3	4
Misdemeanor	15	7	11	8	12
Salem City	13	9	12	6	9
Felony	7	5	6	4	3
Misdemeanor	6	4	6	2	6
Scott County	29	24	28	29	32
Felony	6	6	5	7	6
Misdemeanor	23	18	23	22	26
Shenandoah County	24	18	16	14	17
Felony	6	5	5	4	5
Misdemeanor	18	13	11	10	12
Smyth County	14	7	6	10	2
Felony	4	3	4	3	0
Misdemeanor	10	4	2	7	2
South Boston City	0	0	0	0	0
Felony	0	0	0	0	0
Misdemeanor	0	0	0	0	0
Southampton County	13	10	11	8	6
Felony	6	4	4	2	2
Misdemeanor	7	6	7	6	4
Spotsylvania County	44	59	66	69	75
Felony	12	15	22	20	22
Misdemeanor	32	44	44	49	53
Stafford County	116	116	141	122	156
Felony	30	23	28	38	31
Misdemeanor	86	93	113	84	125
Staunton City	8	8	11	7	4
Felony	6	3	3	2	0
Misdemeanor	2	5	8	5	4
Suffolk City	53	54	54	32	66
Felony	23	19	21	12	24
Misdemeanor	30	35	33	20	42
Surry County	0	1	1	2	2
Felony	0	0	0	2	2
Misdemeanor	0	1	1	0	0

APPENDIX R: DUI Charges and Convictions in Virginia by Locality

General DUI Charges (§ 18.2-266)	2017	2018	2019	2020	2021
Sussex County	8	7	5	5	7
Felony	2	2	1	2	2
Misdemeanor	6	5	4	3	5
Tazewell County	43	25	16	11	16
Felony	9	7	3	2	5
Misdemeanor	34	18	13	9	11
Virginia Beach City	277	280	263	167	207
Felony	84	85	73	51	67
Misdemeanor	193	195	190	116	140
Warren County	13	9	21	25	26
Felony	5	2	7	9	9
Misdemeanor	8	7	14	16	17
Washington County	11	8	4	13	11
Felony	2	3	2	5	3
Misdemeanor	9	5	2	8	8
Waynesboro City	6	4	1	6	2
Felony	3	1	0	4	0
Misdemeanor	3	3	1	2	2
Westmoreland County	10	8	7	9	9
Felony	5	2	2	4	3
Misdemeanor	5	6	5	5	6
Williamsburg City	56	59	60	36	46
Felony	8	16	15	10	6
Misdemeanor	48	43	45	26	40
Winchester City	16	21	19	10	18
Felony	3	9	8	4	3
Misdemeanor	13	12	11	6	15
Wise County	50	38	36	30	41
Felony	2	6	1	3	6
Misdemeanor	48	32	35	27	35
Wythe County	26	17	17	8	6
Felony	4	3	4	2	2
Misdemeanor	22	14	13	6	4
York County	22	26	37	27	29
Felony	9	7	12	8	11
Misdemeanor	13	19	25	19	18
GENERAL DISTRICT COURT CHARGES					
§ 18.2-266 Statewide Total	23,416	23,492	24,352	19,607	19,592
Felony	1,163	1,119	1,161	971	1,009
Misdemeanor	22,253	22,373	23,191	18,636	18,583
Accomack County	100	171	147	97	69
Felony	2	6	8	3	1
Misdemeanor	98	165	139	94	68
Albemarle County	209	246	288	193	165
Felony	9	12	15	6	7
Misdemeanor	200	234	273	187	158
Alexandria City	365	287	251	116	203
Felony	16	8	8	2	5
Misdemeanor	349	279	243	114	198
Alleghany County	68	60	67	57	57
Felony	6	7	7	5	3
Misdemeanor	62	53	60	52	54

APPENDIX R: DUI Charges and Convictions in Virginia by Locality

General DUI Charges (§ 18.2-266)	2017	2018	2019	2020	2021
Amelia County	34	35	34	14	21
Felony	2	2	2	0	2
Misdemeanor	32	33	32	14	19
Amherst County	93	91	83	82	89
Felony	6	2	5	6	4
Misdemeanor	87	89	78	76	85
Appomattox County	48	25	29	22	16
Felony	1	2	0	1	1
Misdemeanor	47	23	29	21	15
Arlington County	111	75	257	321	452
Felony	16	7	11	11	17
Misdemeanor	95	68	246	310	435
Augusta County	132	128	140	145	157
Felony	10	7	13	7	7
Misdemeanor	122	121	127	138	150
Bath County	12	7	9	13	5
Felony	1	0	0	1	0
Misdemeanor	11	7	9	12	5
Bedford County	147	149	144	120	107
Felony	6	7	6	2	4
Misdemeanor	141	142	138	118	103
Bedford City	0	0	0	0	0
Felony	0	0	0	0	0
Misdemeanor	0	0	0	0	0
Bland County	17	8	29	23	16
Felony	0	0	1	2	0
Misdemeanor	17	8	28	21	16
Botetourt County	99	82	102	84	94
Felony	9	1	4	3	5
Misdemeanor	90	81	98	81	89
Bristol City	104	78	74	62	69
Felony	7	4	4	1	3
Misdemeanor	97	74	70	61	66
Brunswick County	54	43	79	68	41
Felony	1	2	3	2	2
Misdemeanor	53	41	76	66	39
Buchanan County	54	53	84	59	84
Felony	4	2	4	5	8
Misdemeanor	50	51	80	54	76
Buckingham County	42	30	51	28	31
Felony	2	1	4	3	1
Misdemeanor	40	29	47	25	30
Buena Vista City	18	20	23	15	18
Felony	0	0	2	2	1
Misdemeanor	18	20	21	13	17
Campbell County	128	82	121	123	106
Felony	5	5	6	8	10
Misdemeanor	123	77	115	115	96
Caroline County	150	122	108	95	59
Felony	12	8	4	8	6
Misdemeanor	138	114	104	87	53
Carroll County	80	73	78	74	67
Felony	3	4	3	7	4
Misdemeanor	77	69	75	67	63

APPENDIX R: DUI Charges and Convictions in Virginia by Locality

General DUI Charges (§ 18.2-266)	2017	2018	2019	2020	2021
Charles City County	11	17	11	20	11
Felony	1	1	0	2	0
Misdemeanor	10	16	11	18	11
Charlotte County	36	49	41	34	25
Felony	0	2	4	4	2
Misdemeanor	36	47	37	30	23
Charlottesville City	124	108	95	63	60
Felony	5	1	4	2	2
Misdemeanor	119	107	91	61	58
Chesapeake City	601	558	710	685	724
Felony	30	39	30	23	34
Misdemeanor	571	519	680	662	690
Chesterfield County	978	967	1,186	1,179	1,260
Felony	59	52	43	52	73
Misdemeanor	919	915	1,143	1,127	1,187
Clarke County	52	56	61	52	40
Felony	4	5	2	4	3
Misdemeanor	48	51	59	48	37
Clifton Forge City	0	0	0	0	0
Felony	0	0	0	0	0
Misdemeanor	0	0	0	0	0
Colonial Heights City	159	184	148	115	117
Felony	10	10	6	7	4
Misdemeanor	149	174	142	108	113
Covington City	0	0	0	0	0
Felony	0	0	0	0	0
Misdemeanor	0	0	0	0	0
Craig County	9	11	16	31	16
Felony	1	1	2	3	1
Misdemeanor	8	10	14	28	15
Culpeper County	206	200	207	180	211
Felony	12	13	10	5	7
Misdemeanor	194	187	197	175	204
Cumberland County	20	18	29	9	6
Felony	1	0	2	1	0
Misdemeanor	19	18	27	8	6
Danville City	157	133	135	124	116
Felony	10	7	10	5	4
Misdemeanor	147	126	125	119	112
Dickenson County	49	43	39	59	80
Felony	4	4	0	4	7
Misdemeanor	45	39	39	55	73
Dinwiddie County	64	50	49	40	43
Felony	8	4	3	1	4
Misdemeanor	56	46	46	39	39
Emporia City	58	76	55	35	16
Felony	3	4	5	1	3
Misdemeanor	55	72	50	34	13
Essex County	26	30	19	15	20
Felony	0	5	0	2	2
Misdemeanor	26	25	19	13	18
Fairfax County	2,422	2,342	2,318	1,617	1,602
Felony	81	96	86	65	59
Misdemeanor	2,341	2,246	2,232	1,552	1,543

APPENDIX R: DUI Charges and Convictions in Virginia by Locality

General DUI Charges (§ 18.2-266)	2017	2018	2019	2020	2021
Fairfax City	58	48	76	32	43
Felony	0	0	0	0	0
Misdemeanor	58	48	76	32	43
Falls Church City	43	36	55	48	28
Felony	1	0	1	1	0
Misdemeanor	42	36	54	47	28
Fauquier County	267	248	223	204	287
Felony	12	17	8	14	25
Misdemeanor	255	231	215	190	262
Floyd County	42	33	30	30	31
Felony	1	3	1	1	3
Misdemeanor	41	30	29	29	28
Fluvanna County	85	91	84	85	54
Felony	6	4	5	7	6
Misdemeanor	79	87	79	78	48
Franklin County	169	169	148	83	103
Felony	9	11	7	7	9
Misdemeanor	160	158	141	76	94
Franklin City	16	21	26	30	22
Felony	1	1	5	0	2
Misdemeanor	15	20	21	30	20
Frederick County	284	272	265	430	343
Felony	22	21	13	19	14
Misdemeanor	262	251	252	411	329
Fredericksburg City	186	194	199	165	180
Felony	10	7	6	8	6
Misdemeanor	176	187	193	157	174
Galax City	38	36	42	52	35
Felony	0	1	1	2	0
Misdemeanor	38	35	41	50	35
Giles County	53	43	41	58	43
Felony	1	1	1	0	3
Misdemeanor	52	42	40	58	40
Gloucester County	166	163	166	116	105
Felony	7	10	7	8	7
Misdemeanor	159	153	159	108	98
Goochland County	131	100	127	64	74
Felony	7	2	11	4	4
Misdemeanor	124	98	116	60	70
Grayson County	41	39	28	38	19
Felony	2	0	0	1	1
Misdemeanor	39	39	28	37	18
Greene County	54	47	40	32	33
Felony	3	1	3	0	2
Misdemeanor	51	46	37	32	31
Greensville County	25	29	41	31	22
Felony	0	1	2	1	2
Misdemeanor	25	28	39	30	20
Halifax County	99	96	141	93	81
Felony	6	4	6	6	2
Misdemeanor	93	92	135	87	79
Hampton City	340	308	211	201	240
Felony	16	9	8	14	12
Misdemeanor	324	299	203	187	228

APPENDIX R: DUI Charges and Convictions in Virginia by Locality

General DUI Charges (§ 18.2-266)	2017	2018	2019	2020	2021
Hanover County	316	265	299	269	351
Felony	14	11	22	12	22
Misdemeanor	302	254	277	257	329
Harrisonburg City	0	0	0	0	0
Felony	0	0	0	0	0
Misdemeanor	0	0	0	0	0
Henrico County	1,280	1,239	1,229	859	715
Felony	56	53	74	44	38
Misdemeanor	1,224	1,186	1,155	815	677
Henry County	105	77	81	65	40
Felony	3	2	4	1	2
Misdemeanor	102	75	77	64	38
Highland County	6	4	4	5	1
Felony	0	0	0	0	0
Misdemeanor	6	4	4	5	1
Hopewell City	55	63	59	50	59
Felony	5	1	6	2	7
Misdemeanor	50	62	53	48	52
Isle of Wight County	249	179	171	192	129
Felony	11	11	9	7	7
Misdemeanor	238	168	162	185	122
James City County	0	0	0	0	0
Felony	0	0	0	0	0
Misdemeanor	0	0	0	0	0
King George County	33	24	56	41	31
Felony	3	1	3	3	5
Misdemeanor	30	23	53	38	26
King William County	121	111	90	68	97
Felony	6	6	7	3	5
Misdemeanor	115	105	83	65	92
King and Queen County	17	16	14	26	38
Felony	0	2	1	1	0
Misdemeanor	17	14	13	25	38
Lancaster County	50	33	35	21	32
Felony	1	1	1	1	2
Misdemeanor	49	32	34	20	30
Lee County	97	74	37	62	54
Felony	4	5	1	6	6
Misdemeanor	93	69	36	56	48
Lexington City	0	0	0	0	0
Felony	0	0	0	0	0
Misdemeanor	0	0	0	0	0
Loudoun County	522	655	656	288	392
Felony	14	28	20	12	21
Misdemeanor	508	627	636	276	371
Louisa County	86	67	69	73	87
Felony	3	3	4	2	4
Misdemeanor	83	64	65	71	83
Lunenburg County	31	41	42	34	16
Felony	8	2	5	3	0
Misdemeanor	23	39	37	31	16
Lynchburg City	251	185	228	224	220
Felony	12	9	13	9	18
Misdemeanor	239	176	215	215	202

APPENDIX R: DUI Charges and Convictions in Virginia by Locality

General DUI Charges (§ 18.2-266)	2017	2018	2019	2020	2021
Madison County	48	40	32	24	21
Felony	3	3	2	1	1
Misdemeanor	45	37	30	23	20
Manassas City	0	0	0	0	0
Felony	0	0	0	0	0
Misdemeanor	0	0	0	0	0
Manassas Park City	0	0	0	0	0
Felony	0	0	0	0	0
Misdemeanor	0	0	0	0	0
Martinsville City	44	55	69	55	51
Felony	1	2	3	3	1
Misdemeanor	43	53	66	52	50
Mathews County	9	14	10	5	15
Felony	0	1	0	0	1
Misdemeanor	9	13	10	5	14
Mecklenburg County	122	115	141	121	89
Felony	2	8	8	11	3
Misdemeanor	120	107	133	110	86
Middlesex County	14	19	20	32	18
Felony	0	1	2	2	0
Misdemeanor	14	18	18	30	18
Montgomery County	378	377	394	267	252
Felony	15	23	19	17	14
Misdemeanor	363	354	375	250	238
Nelson County	57	61	45	36	14
Felony	5	4	4	1	2
Misdemeanor	52	57	41	35	12
New Kent County	79	117	117	125	138
Felony	8	6	7	8	5
Misdemeanor	71	111	110	117	133
Newport News City	12	114	649	535	597
Felony	0	5	26	19	31
Misdemeanor	12	109	623	516	566
Norfolk City	533	480	403	263	304
Felony	19	12	12	3	10
Misdemeanor	514	468	391	260	294
Northampton County	45	39	39	45	77
Felony	0	2	2	3	2
Misdemeanor	45	37	37	42	75
Northumberland County	34	51	29	50	28
Felony	0	2	1	7	3
Misdemeanor	34	49	28	43	25
Norton City	0	0	0	0	0
Felony	0	0	0	0	0
Misdemeanor	0	0	0	0	0
Nottoway County	36	35	34	15	19
Felony	1	2	3	1	3
Misdemeanor	35	33	31	14	16
Orange County	123	98	94	92	116
Felony	6	5	7	6	12
Misdemeanor	117	93	87	86	104
Page County	65	62	62	46	72
Felony	2	1	2	2	3
Misdemeanor	63	61	60	44	69

APPENDIX R: DUI Charges and Convictions in Virginia by Locality

General DUI Charges (§ 18.2-266)	2017	2018	2019	2020	2021
Patrick County	39	26	32	23	25
Felony	0	0	0	0	2
Misdemeanor	39	26	32	23	23
Petersburg City	92	130	105	95	80
Felony	8	5	6	3	5
Misdemeanor	84	125	99	92	75
Pittsylvania County	66	80	84	53	28
Felony	4	3	5	6	2
Misdemeanor	62	77	79	47	26
Poquoson City	0	0	0	0	0
Felony	0	0	0	0	0
Misdemeanor	0	0	0	0	0
Portsmouth City	193	215	206	161	171
Felony	12	18	18	6	5
Misdemeanor	181	197	188	155	166
Powhatan County	104	118	125	106	93
Felony	7	6	8	5	4
Misdemeanor	97	112	117	101	89
Prince Edward County	105	91	60	40	59
Felony	4	3	2	3	6
Misdemeanor	101	88	58	37	53
Prince George County	71	105	91	56	86
Felony	1	7	7	2	4
Misdemeanor	70	98	84	54	82
Prince William County	1,575	1,848	1,861	1,495	1,432
Felony	112	91	109	86	86
Misdemeanor	1,463	1,757	1,752	1,409	1,346
Pulaski County	134	95	107	91	53
Felony	5	2	2	5	3
Misdemeanor	129	93	105	86	50
Radford City	88	70	76	67	171
Felony	2	1	2	3	4
Misdemeanor	86	69	74	64	167
Rappahannock County	24	50	53	27	57
Felony	2	1	2	4	5
Misdemeanor	22	49	51	23	52
Richmond County	30	14	15	16	25
Felony	1	1	1	1	1
Misdemeanor	29	13	14	15	24
Richmond City	470	451	497	265	244
Felony	16	13	13	9	10
Misdemeanor	454	438	484	256	234
Roanoke County	348	452	462	355	233
Felony	24	30	26	17	16
Misdemeanor	324	422	436	338	217
Roanoke City	338	394	312	239	205
Felony	14	20	15	10	13
Misdemeanor	324	374	297	229	192
Rockbridge County	90	84	76	45	62
Felony	5	4	7	1	6
Misdemeanor	85	80	69	44	56
Rockingham County	358	373	339	265	311
Felony	14	29	16	10	6
Misdemeanor	344	344	323	255	305

APPENDIX R: DUI Charges and Convictions in Virginia by Locality

General DUI Charges (§ 18.2-266)	2017	2018	2019	2020	2021
Russell County	79	59	55	79	52
Felony	7	4	2	7	4
Misdemeanor	72	55	53	72	48
Salem City	119	148	82	63	53
Felony	8	10	12	4	5
Misdemeanor	111	138	70	59	48
Scott County	71	69	94	82	77
Felony	4	4	6	6	7
Misdemeanor	67	65	88	76	70
Shenandoah County	135	134	116	109	105
Felony	7	4	5	8	7
Misdemeanor	128	130	111	101	98
Smyth County	80	71	80	56	43
Felony	6	5	3	1	1
Misdemeanor	74	66	77	55	42
South Boston City	0	0	0	0	0
Felony	0	0	0	0	0
Misdemeanor	0	0	0	0	0
Southampton County	59	55	44	45	61
Felony	5	3	1	1	1
Misdemeanor	54	52	43	44	60
Spotsylvania County	267	301	288	292	321
Felony	19	17	19	19	21
Misdemeanor	248	284	269	273	300
Stafford County	482	543	594	553	542
Felony	27	23	26	30	33
Misdemeanor	455	520	568	523	509
Staunton City	57	82	79	54	46
Felony	3	3	2	2	1
Misdemeanor	54	79	77	52	45
Suffolk City	317	363	335	290	268
Felony	29	24	15	18	18
Misdemeanor	288	339	320	272	250
Surry County	14	13	13	18	13
Felony	0	0	1	4	0
Misdemeanor	14	13	12	14	13
Sussex County	44	28	34	41	38
Felony	2	3	2	1	3
Misdemeanor	42	25	32	40	35
Tazewell County	184	148	139	105	110
Felony	14	5	5	7	2
Misdemeanor	170	143	134	98	108
Virginia Beach City	2,054	2,141	1,967	1,343	1,307
Felony	89	84	78	68	59
Misdemeanor	1,965	2,057	1,889	1,275	1,248
Warren County	132	129	176	183	208
Felony	9	2	13	16	12
Misdemeanor	123	127	163	167	196
Washington County	103	94	112	112	90
Felony	4	4	8	8	2
Misdemeanor	99	90	104	104	88
Waynesboro City	56	55	41	30	32
Felony	2	3	3	2	0
Misdemeanor	54	52	38	28	32

APPENDIX R: DUI Charges and Convictions in Virginia by Locality

General DUI Charges (§ 18.2-266)	2017	2018	2019	2020	2021
Westmoreland County	67	63	87	86	98
Felony	5	4	3	7	5
Misdemeanor	62	59	84	79	93
Williamsburg City	253	294	327	224	244
Felony	10	14	17	9	8
Misdemeanor	243	280	310	215	236
Winchester City	198	188	158	109	110
Felony	10	10	7	5	3
Misdemeanor	188	178	151	104	107
Wise County	203	171	223	264	157
Felony	5	8	6	13	9
Misdemeanor	198	163	217	251	148
Wythe County	149	102	99	64	49
Felony	5	3	6	4	1
Misdemeanor	144	99	93	60	48
York County	216	255	240	157	144
Felony	9	12	12	11	7
Misdemeanor	207	243	228	146	137
JDR DISTRICT COURT CHARGES					
§ 18.2-266 Statewide Total	134	179	162	135	94
Felony	20	26	31	19	14
Misdemeanor	114	153	131	116	80
Accomack County	0	0	0	0	0
Felony	0	0	0	0	0
Misdemeanor	0	0	0	0	0
Albemarle County	1	2	0	0	0
Felony	0	1	0	0	0
Misdemeanor	1	1	0	0	0
Alexandria City	0	0	0	1	0
Felony	0	0	0	0	0
Misdemeanor	0	0	0	1	0
Alleghany County	0	0	0	0	0
Felony	0	0	0	0	0
Misdemeanor	0	0	0	0	0
Amelia County	0	0	0	0	0
Felony	0	0	0	0	0
Misdemeanor	0	0	0	0	0
Amherst County	0	0	0	0	0
Felony	0	0	0	0	0
Misdemeanor	0	0	0	0	0
Appomattox County	0	0	0	0	0
Felony	0	0	0	0	0
Misdemeanor	0	0	0	0	0
Arlington County	0	0	0	1	0
Felony	0	0	0	0	0
Misdemeanor	0	0	0	1	0
Augusta County	0	1	0	0	0
Felony	0	0	0	0	0
Misdemeanor	0	1	0	0	0
Bath County	0	0	0	0	0
Felony	0	0	0	0	0
Misdemeanor	0	0	0	0	0

APPENDIX R: DUI Charges and Convictions in Virginia by Locality

General DUI Charges (§ 18.2-266)	2017	2018	2019	2020	2021
Bedford County	0	0	0	0	0
Felony	0	0	0	0	0
Misdemeanor	0	0	0	0	0
Bedford City	0	0	0	0	0
Felony	0	0	0	0	0
Misdemeanor	0	0	0	0	0
Bland County	0	0	0	0	0
Felony	0	0	0	0	0
Misdemeanor	0	0	0	0	0
Botetourt County	0	0	0	0	0
Felony	0	0	0	0	0
Misdemeanor	0	0	0	0	0
Bristol City	0	0	1	0	2
Felony	0	0	0	0	0
Misdemeanor	0	0	1	0	2
Brunswick County	0	0	0	0	0
Felony	0	0	0	0	0
Misdemeanor	0	0	0	0	0
Buchanan County	0	0	0	0	0
Felony	0	0	0	0	0
Misdemeanor	0	0	0	0	0
Buckingham County	0	0	0	0	0
Felony	0	0	0	0	0
Misdemeanor	0	0	0	0	0
Buena Vista City	0	0	0	0	0
Felony	0	0	0	0	0
Misdemeanor	0	0	0	0	0
Campbell County	0	0	0	0	0
Felony	0	0	0	0	0
Misdemeanor	0	0	0	0	0
Caroline County	1	0	3	0	0
Felony	0	0	0	0	0
Misdemeanor	1	0	3	0	0
Carroll County	1	0	1	0	0
Felony	0	0	0	0	0
Misdemeanor	1	0	1	0	0
Charles City County	0	0	0	0	0
Felony	0	0	0	0	0
Misdemeanor	0	0	0	0	0
Charlotte County	3	2	1	0	0
Felony	0	0	0	0	0
Misdemeanor	3	2	1	0	0
Charlottesville City	0	0	0	0	0
Felony	0	0	0	0	0
Misdemeanor	0	0	0	0	0
Chesapeake City	0	0	0	0	0
Felony	0	0	0	0	0
Misdemeanor	0	0	0	0	0
Chesterfield County	0	0	1	2	1
Felony	0	0	0	0	0
Misdemeanor	0	0	1	2	1
Clarke County	0	0	0	0	0
Felony	0	0	0	0	0
Misdemeanor	0	0	0	0	0

APPENDIX R: DUI Charges and Convictions in Virginia by Locality

General DUI Charges (§ 18.2-266)	2017	2018	2019	2020	2021
Clifton Forge City	0	0	0	0	0
Felony	0	0	0	0	0
Misdemeanor	0	0	0	0	0
Colonial Heights City	0	1	0	0	0
Felony	0	0	0	0	0
Misdemeanor	0	1	0	0	0
Covington City	0	0	0	0	0
Felony	0	0	0	0	0
Misdemeanor	0	0	0	0	0
Craig County	0	0	0	0	0
Felony	0	0	0	0	0
Misdemeanor	0	0	0	0	0
Culpeper County	0	0	1	0	1
Felony	0	0	0	0	0
Misdemeanor	0	0	1	0	1
Cumberland County	0	0	0	0	0
Felony	0	0	0	0	0
Misdemeanor	0	0	0	0	0
Danville City	0	0	0	0	0
Felony	0	0	0	0	0
Misdemeanor	0	0	0	0	0
Dickenson County	0	0	0	0	0
Felony	0	0	0	0	0
Misdemeanor	0	0	0	0	0
Dinwiddie County	0	0	0	0	0
Felony	0	0	0	0	0
Misdemeanor	0	0	0	0	0
Emporia City	0	0	0	0	0
Felony	0	0	0	0	0
Misdemeanor	0	0	0	0	0
Essex County	0	0	2	0	0
Felony	0	0	0	0	0
Misdemeanor	0	0	2	0	0
Fairfax County	0	0	0	0	1
Felony	0	0	0	0	0
Misdemeanor	0	0	0	0	1
Fairfax City	0	0	0	0	0
Felony	0	0	0	0	0
Misdemeanor	0	0	0	0	0
Falls Church City	0	0	0	0	0
Felony	0	0	0	0	0
Misdemeanor	0	0	0	0	0
Fauquier County	0	0	0	0	1
Felony	0	0	0	0	0
Misdemeanor	0	0	0	0	1
Floyd County	0	0	0	0	0
Felony	0	0	0	0	0
Misdemeanor	0	0	0	0	0
Fluvanna County	0	0	0	0	0
Felony	0	0	0	0	0
Misdemeanor	0	0	0	0	0
Franklin County	6	13	2	0	0
Felony	4	4	1	0	0
Misdemeanor	2	9	1	0	0

APPENDIX R: DUI Charges and Convictions in Virginia by Locality

General DUI Charges (§ 18.2-266)	2017	2018	2019	2020	2021
Franklin City	0	0	0	0	0
Felony	0	0	0	0	0
Misdemeanor	0	0	0	0	0
Frederick County	1	0	0	0	1
Felony	0	0	0	0	0
Misdemeanor	1	0	0	0	1
Fredericksburg City	0	0	0	1	1
Felony	0	0	0	0	0
Misdemeanor	0	0	0	1	1
Galax City	0	1	0	1	0
Felony	0	0	0	0	0
Misdemeanor	0	1	0	1	0
Giles County	0	0	0	0	0
Felony	0	0	0	0	0
Misdemeanor	0	0	0	0	0
Gloucester County	9	13	19	3	0
Felony	2	1	3	0	0
Misdemeanor	7	12	16	3	0
Goochland County	0	0	0	0	0
Felony	0	0	0	0	0
Misdemeanor	0	0	0	0	0
Grayson County	0	1	1	0	0
Felony	0	0	0	0	0
Misdemeanor	0	1	1	0	0
Greene County	0	0	2	0	0
Felony	0	0	1	0	0
Misdemeanor	0	0	1	0	0
Greensville County	0	0	0	0	0
Felony	0	0	0	0	0
Misdemeanor	0	0	0	0	0
Halifax County	1	0	0	0	0
Felony	0	0	0	0	0
Misdemeanor	1	0	0	0	0
Hampton City	0	0	0	0	0
Felony	0	0	0	0	0
Misdemeanor	0	0	0	0	0
Hanover County	2	1	2	1	3
Felony	0	0	0	0	1
Misdemeanor	2	1	2	1	2
Harrisonburg City	0	0	0	0	0
Felony	0	0	0	0	0
Misdemeanor	0	0	0	0	0
Henrico County	6	4	2	9	1
Felony	0	1	1	1	0
Misdemeanor	6	3	1	8	1
Henry County	0	0	0	0	1
Felony	0	0	0	0	0
Misdemeanor	0	0	0	0	1
Highland County	0	0	0	0	0
Felony	0	0	0	0	0
Misdemeanor	0	0	0	0	0
Hopewell City	0	1	0	0	0
Felony	0	0	0	0	0
Misdemeanor	0	1	0	0	0

APPENDIX R: DUI Charges and Convictions in Virginia by Locality

General DUI Charges (§ 18.2-266)	2017	2018	2019	2020	2021
Isle of Wight County	12	20	15	6	0
Felony	4	7	5	0	0
Misdemeanor	8	13	10	6	0
James City County	0	0	0	0	0
Felony	0	0	0	0	0
Misdemeanor	0	0	0	0	0
King George County	0	0	0	0	1
Felony	0	0	0	0	0
Misdemeanor	0	0	0	0	1
King William County	19	18	18	5	0
Felony	3	3	3	0	0
Misdemeanor	16	15	15	5	0
King and Queen County	1	0	0	0	0
Felony	0	0	0	0	0
Misdemeanor	1	0	0	0	0
Lancaster County	1	0	0	0	0
Felony	0	0	0	0	0
Misdemeanor	1	0	0	0	0
Lee County	0	0	0	0	0
Felony	0	0	0	0	0
Misdemeanor	0	0	0	0	0
Lexington City	0	0	0	0	0
Felony	0	0	0	0	0
Misdemeanor	0	0	0	0	0
Loudoun County	0	3	2	0	0
Felony	0	0	0	0	0
Misdemeanor	0	3	2	0	0
Louisa County	14	10	4	7	14
Felony	2	0	0	1	3
Misdemeanor	12	10	4	6	11
Lunenburg County	0	0	0	0	0
Felony	0	0	0	0	0
Misdemeanor	0	0	0	0	0
Lynchburg City	0	0	2	0	0
Felony	0	0	0	0	0
Misdemeanor	0	0	2	0	0
Madison County	0	1	1	0	0
Felony	0	0	0	0	0
Misdemeanor	0	1	1	0	0
Manassas City	0	0	0	0	0
Felony	0	0	0	0	0
Misdemeanor	0	0	0	0	0
Manassas Park City	0	0	0	0	0
Felony	0	0	0	0	0
Misdemeanor	0	0	0	0	0
Martinsville City	0	0	0	0	0
Felony	0	0	0	0	0
Misdemeanor	0	0	0	0	0
Mathews County	1	0	0	0	0
Felony	0	0	0	0	0
Misdemeanor	1	0	0	0	0
Mecklenburg County	0	0	0	0	0
Felony	0	0	0	0	0
Misdemeanor	0	0	0	0	0

APPENDIX R: DUI Charges and Convictions in Virginia by Locality

General DUI Charges (§ 18.2-266)	2017	2018	2019	2020	2021
Middlesex County	0	0	1	1	0
Felony	0	0	0	0	0
Misdemeanor	0	0	1	1	0
Montgomery County	0	0	0	0	0
Felony	0	0	0	0	0
Misdemeanor	0	0	0	0	0
Nelson County	0	0	0	0	0
Felony	0	0	0	0	0
Misdemeanor	0	0	0	0	0
New Kent County	1	0	2	2	0
Felony	0	0	0	0	0
Misdemeanor	1	0	2	2	0
Newport News City	0	1	0	0	0
Felony	0	0	0	0	0
Misdemeanor	0	1	0	0	0
Norfolk City	0	0	0	1	0
Felony	0	0	0	0	0
Misdemeanor	0	0	0	1	0
Northampton County	0	0	0	0	0
Felony	0	0	0	0	0
Misdemeanor	0	0	0	0	0
Northumberland County	2	0	0	0	0
Felony	0	0	0	0	0
Misdemeanor	2	0	0	0	0
Norton City	0	0	0	0	0
Felony	0	0	0	0	0
Misdemeanor	0	0	0	0	0
Nottoway County	0	0	0	0	0
Felony	0	0	0	0	0
Misdemeanor	0	0	0	0	0
Orange County	0	13	11	13	6
Felony	0	4	4	5	3
Misdemeanor	0	9	7	8	3
Page County	1	1	1	2	1
Felony	0	0	0	0	0
Misdemeanor	1	1	1	2	1
Patrick County	0	0	0	0	0
Felony	0	0	0	0	0
Misdemeanor	0	0	0	0	0
Petersburg City	0	1	0	0	1
Felony	0	0	0	0	0
Misdemeanor	0	1	0	0	1
Pittsylvania County	0	0	0	0	1
Felony	0	0	0	0	0
Misdemeanor	0	0	0	0	1
Poquoson City	0	0	0	0	0
Felony	0	0	0	0	0
Misdemeanor	0	0	0	0	0
Portsmouth City	0	0	2	0	0
Felony	0	0	0	0	0
Misdemeanor	0	0	2	0	0
Powhatan County	0	0	0	0	0
Felony	0	0	0	0	0
Misdemeanor	0	0	0	0	0

APPENDIX R: DUI Charges and Convictions in Virginia by Locality

General DUI Charges (§ 18.2-266)	2017	2018	2019	2020	2021
Prince Edward County	1	0	0	0	1
Felony	0	0	0	0	0
Misdemeanor	1	0	0	0	1
Prince George County	0	0	0	0	1
Felony	0	0	0	0	0
Misdemeanor	0	0	0	0	1
Prince William County	0	2	0	0	0
Felony	0	0	0	0	0
Misdemeanor	0	2	0	0	0
Pulaski County	0	0	0	0	0
Felony	0	0	0	0	0
Misdemeanor	0	0	0	0	0
Radford City	0	0	0	0	0
Felony	0	0	0	0	0
Misdemeanor	0	0	0	0	0
Rappahannock County	0	0	0	0	0
Felony	0	0	0	0	0
Misdemeanor	0	0	0	0	0
Richmond County	0	1	1	1	1
Felony	0	0	0	0	0
Misdemeanor	0	1	1	1	1
Richmond City	0	0	0	0	2
Felony	0	0	0	0	0
Misdemeanor	0	0	0	0	2
Roanoke County	1	1	2	3	3
Felony	0	0	1	0	0
Misdemeanor	1	1	1	3	3
Roanoke City	0	0	0	0	0
Felony	0	0	0	0	0
Misdemeanor	0	0	0	0	0
Rockbridge County	0	0	0	1	1
Felony	0	0	0	0	0
Misdemeanor	0	0	0	1	1
Rockingham County	4	7	5	9	6
Felony	0	1	1	1	0
Misdemeanor	4	6	4	8	6
Russell County	1	0	0	0	0
Felony	0	0	0	0	0
Misdemeanor	1	0	0	0	0
Salem City	1	1	0	0	0
Felony	0	0	0	0	0
Misdemeanor	1	1	0	0	0
Scott County	0	0	0	1	0
Felony	0	0	0	0	0
Misdemeanor	0	0	0	1	0
Shenandoah County	0	4	0	1	1
Felony	0	0	0	0	0
Misdemeanor	0	4	0	1	1
Smyth County	0	0	2	1	1
Felony	0	0	0	0	0
Misdemeanor	0	0	2	1	1
South Boston City	0	0	0	0	0
Felony	0	0	0	0	0
Misdemeanor	0	0	0	0	0

APPENDIX R: DUI Charges and Convictions in Virginia by Locality

General DUI Charges (§ 18.2-266)	2017	2018	2019	2020	2021
Southampton County	0	0	0	1	0
Felony	0	0	0	0	0
Misdemeanor	0	0	0	1	0
Spotsylvania County	0	0	1	2	2
Felony	0	0	0	0	0
Misdemeanor	0	0	1	2	2
Stafford County	3	2	1	3	3
Felony	0	0	0	0	0
Misdemeanor	3	2	1	3	3
Staunton City	0	0	0	0	0
Felony	0	0	0	0	0
Misdemeanor	0	0	0	0	0
Suffolk City	1	0	1	1	0
Felony	0	0	0	0	0
Misdemeanor	1	0	1	1	0
Surry County	0	0	0	0	0
Felony	0	0	0	0	0
Misdemeanor	0	0	0	0	0
Sussex County	0	0	0	0	0
Felony	0	0	0	0	0
Misdemeanor	0	0	0	0	0
Tazewell County	2	0	0	0	0
Felony	0	0	0	0	0
Misdemeanor	2	0	0	0	0
Virginia Beach City	4	0	0	1	3
Felony	1	0	0	0	0
Misdemeanor	3	0	0	1	3
Warren County	20	30	36	36	21
Felony	4	0	9	9	6
Misdemeanor	16	30	27	27	15
Washington County	1	0	0	0	0
Felony	0	0	0	0	0
Misdemeanor	1	0	0	0	0
Waynesboro City	1	0	0	0	0
Felony	0	0	0	0	0
Misdemeanor	1	0	0	0	0
Westmoreland County	2	5	5	4	3
Felony	0	1	0	1	1
Misdemeanor	2	4	5	3	2
Williamsburg City	6	17	10	14	7
Felony	0	3	2	1	0
Misdemeanor	6	14	8	13	7
Winchester City	1	0	0	0	0
Felony	0	0	0	0	0
Misdemeanor	1	0	0	0	0
Wise County	1	0	1	0	1
Felony	0	0	0	0	0
Misdemeanor	1	0	1	0	1
Wythe County	1	1	0	0	0
Felony	0	0	0	0	0
Misdemeanor	1	1	0	0	0
York County	0	0	0	0	0
Felony	0	0	0	0	0
Misdemeanor	0	0	0	0	0

APPENDIX R: DUI Charges and Convictions in Virginia by Locality

General DUI Convictions (§ 18.2-266)	2017	2018	2019	2020	2021
CIRCUIT COURT CONVICTIONS					
§ 18.2-266 Statewide Total	2,667	2,670	2,638	1,853	2,430
Felony	796	767	706	536	643
Misdemeanor	1,871	1,903	1,932	1,317	1,787
Accomack County	14	15	28	17	12
Felony	5	1	3	3	3
Misdemeanor	9	14	25	14	9
Albemarle County	35	33	31	18	10
Felony	10	8	13	9	6
Misdemeanor	25	25	18	9	4
Alexandria City	0	0	0	0	0
Felony	0	0	0	0	0
Misdemeanor	0	0	0	0	0
Alleghany County	14	11	11	13	7
Felony	6	6	5	7	3
Misdemeanor	8	5	6	6	4
Amelia County	4	5	5	2	5
Felony	1	2	2	1	1
Misdemeanor	3	3	3	1	4
Amherst County	12	17	12	8	13
Felony	1	7	0	4	2
Misdemeanor	11	10	12	4	11
Appomattox County	2	3	3	1	2
Felony	1	0	1	0	0
Misdemeanor	1	3	2	1	2
Arlington County	56	51	36	9	26
Felony	13	5	7	0	4
Misdemeanor	43	46	29	9	22
Augusta County	18	12	29	14	26
Felony	8	6	6	8	7
Misdemeanor	10	6	23	6	19
Bath County	2	2	1	1	4
Felony	1	0	0	1	0
Misdemeanor	1	2	1	0	4
Bedford County	24	20	32	16	22
Felony	10	2	6	4	4
Misdemeanor	14	18	26	12	18
Bedford City	0	0	0	0	0
Felony	0	0	0	0	0
Misdemeanor	0	0	0	0	0
Bland County	0	0	1	0	0
Felony	0	0	0	0	0
Misdemeanor	0	0	1	0	0
Botetourt County	22	19	16	13	18
Felony	7	7	4	2	3
Misdemeanor	15	12	12	11	15
Bristol City	13	9	9	5	5
Felony	6	1	3	4	2
Misdemeanor	7	8	6	1	3

APPENDIX R: DUI Charges and Convictions in Virginia by Locality

General DUI Convictions (§ 18.2-266)	2017	2018	2019	2020	2021
Brunswick County	7	5	5	11	11
Felony	3	1	2	4	2
Misdemeanor	4	4	3	7	9
Buchanan County	3	7	11	3	12
Felony	2	0	2	0	3
Misdemeanor	1	7	9	3	9
Buckingham County	3	5	1	5	3
Felony	1	1	0	2	0
Misdemeanor	2	4	1	3	3
Buena Vista City	2	3	3	6	4
Felony	0	0	0	0	0
Misdemeanor	2	3	3	6	4
Campbell County	29	21	18	18	21
Felony	7	6	4	5	4
Misdemeanor	22	15	14	13	17
Caroline County	18	30	24	22	16
Felony	2	9	7	3	9
Misdemeanor	16	21	17	19	7
Carroll County	6	10	8	9	8
Felony	1	3	2	1	3
Misdemeanor	5	7	6	8	5
Charles City County	1	3	1	4	1
Felony	1	1	0	1	0
Misdemeanor	0	2	1	3	1
Charlotte County	2	1	2	5	2
Felony	0	0	1	2	2
Misdemeanor	2	1	1	3	0
Charlottesville City	10	16	3	10	9
Felony	5	5	1	3	2
Misdemeanor	5	11	2	7	7
Chesapeake City	100	113	86	73	111
Felony	37	36	20	18	29
Misdemeanor	63	77	66	55	82
Chesterfield County	123	103	118	120	149
Felony	32	32	21	23	25
Misdemeanor	91	71	97	97	124
Clarke County	6	3	7	0	4
Felony	2	1	2	0	1
Misdemeanor	4	2	5	0	3
Clifton Forge City	0	0	0	0	0
Felony	0	0	0	0	0
Misdemeanor	0	0	0	0	0
Colonial Heights City	24	19	18	7	13
Felony	8	4	2	2	4
Misdemeanor	16	15	16	5	9
Covington City	0	0	0	0	0
Felony	0	0	0	0	0
Misdemeanor	0	0	0	0	0

APPENDIX R: DUI Charges and Convictions in Virginia by Locality

General DUI Convictions (§ 18.2-266)	2017	2018	2019	2020	2021
Craig County	0	0	1	3	3
Felony	0	0	0	2	1
Misdemeanor	0	0	1	1	2
Culpeper County	30	33	26	15	37
Felony	12	15	9	5	8
Misdemeanor	18	18	17	10	29
Cumberland County	0	3	1	2	4
Felony	0	2	1	0	2
Misdemeanor	0	1	0	2	2
Danville City	23	25	15	19	14
Felony	5	5	2	6	0
Misdemeanor	18	20	13	13	14
Dickenson County	9	5	6	2	4
Felony	8	2	2	0	3
Misdemeanor	1	3	4	2	1
Dinwiddie County	10	6	10	3	3
Felony	3	0	3	2	1
Misdemeanor	7	6	7	1	2
Emporia City	0	0	0	0	0
Felony	0	0	0	0	0
Misdemeanor	0	0	0	0	0
Essex County	3	3	2	1	0
Felony	1	0	2	0	0
Misdemeanor	2	3	0	1	0
Fairfax County	159	159	114	27	32
Felony	43	44	30	8	11
Misdemeanor	116	115	84	19	21
Fairfax City	0	0	0	0	0
Felony	0	0	0	0	0
Misdemeanor	0	0	0	0	0
Falls Church City	0	0	0	0	0
Felony	0	0	0	0	0
Misdemeanor	0	0	0	0	0
Fauquier County	21	20	27	17	27
Felony	11	5	11	3	4
Misdemeanor	10	15	16	14	23
Floyd County	3	7	5	1	1
Felony	0	0	2	0	0
Misdemeanor	3	7	3	1	1
Fluvanna County	14	11	13	10	18
Felony	4	4	5	2	10
Misdemeanor	10	7	8	8	8
Franklin County	23	13	16	7	8
Felony	8	6	3	3	1
Misdemeanor	15	7	13	4	7
Franklin City	0	0	0	0	0
Felony	0	0	0	0	0
Misdemeanor	0	0	0	0	0
Frederick County	31	30	41	26	67
Felony	13	16	12	10	15
Misdemeanor	18	14	29	16	52

APPENDIX R: DUI Charges and Convictions in Virginia by Locality

General DUI Convictions (§ 18.2-266)	2017	2018	2019	2020	2021
Fredericksburg City	29	43	49	36	44
Felony	7	5	6	4	5
Misdemeanor	22	38	43	32	39
Galax City	0	0	0	0	0
Felony	0	0	0	0	0
Misdemeanor	0	0	0	0	0
Giles County	3	3	4	5	3
Felony	0	0	1	1	0
Misdemeanor	3	3	3	4	3
Gloucester County	20	17	28	12	18
Felony	4	5	6	5	9
Misdemeanor	16	12	22	7	9
Goochland County	7	17	6	15	16
Felony	2	6	2	3	2
Misdemeanor	5	11	4	12	14
Grayson County	3	4	3	2	5
Felony	1	1	1	0	0
Misdemeanor	2	3	2	2	5
Greene County	7	4	10	2	3
Felony	3	1	5	0	0
Misdemeanor	4	3	5	2	3
Greensville County	5	8	19	7	6
Felony	2	2	5	3	4
Misdemeanor	3	6	14	4	2
Halifax County	23	16	20	22	26
Felony	5	7	5	8	3
Misdemeanor	18	9	15	14	23
Hampton City	53	35	43	22	42
Felony	14	8	6	6	10
Misdemeanor	39	27	37	16	32
Hanover County	29	46	40	40	54
Felony	6	8	11	12	7
Misdemeanor	23	38	29	28	47
Harrisonburg City	0	0	0	0	0
Felony	0	0	0	0	0
Misdemeanor	0	0	0	0	0
Henrico County	96	94	79	94	72
Felony	40	32	30	40	32
Misdemeanor	56	62	49	54	40
Henry County	15	24	18	12	16
Felony	4	4	1	0	1
Misdemeanor	11	20	17	12	15
Highland County	2	0	1	0	0
Felony	0	0	0	0	0
Misdemeanor	2	0	1	0	0
Hopewell City	7	1	1	1	4
Felony	4	0	0	1	2
Misdemeanor	3	1	1	0	2
Isle of Wight County	14	17	25	10	29
Felony	8	8	6	5	10
Misdemeanor	6	9	19	5	19
James City County	0	0	0	0	0
Felony	0	0	0	0	0
Misdemeanor	0	0	0	0	0

APPENDIX R: DUI Charges and Convictions in Virginia by Locality

General DUI Convictions (§ 18.2-266)	2017	2018	2019	2020	2021
King George County	2	1	3	4	2
Felony	1	0	0	2	1
Misdemeanor	1	1	3	2	1
King William County	17	17	13	13	13
Felony	1	3	5	4	2
Misdemeanor	16	14	8	9	11
King and Queen County	0	3	1	0	2
Felony	0	1	1	0	0
Misdemeanor	0	2	0	0	2
Lancaster County	5	1	2	1	3
Felony	1	1	1	0	0
Misdemeanor	4	0	1	1	3
Lee County	24	28	17	7	25
Felony	2	2	2	0	5
Misdemeanor	22	26	15	7	20
Lexington City	0	0	0	0	0
Felony	0	0	0	0	0
Misdemeanor	0	0	0	0	0
Loudoun County	45	49	69	38	27
Felony	12	15	21	6	6
Misdemeanor	33	34	48	32	21
Louisa County	15	10	7	10	10
Felony	6	2	3	4	2
Misdemeanor	9	8	4	6	8
Lunenburg County	9	4	4	4	1
Felony	8	2	3	1	1
Misdemeanor	1	2	1	3	0
Lynchburg City	50	29	33	27	37
Felony	11	6	8	5	8
Misdemeanor	39	23	25	22	29
Madison County	4	7	9	1	1
Felony	1	2	2	0	1
Misdemeanor	3	5	7	1	0
Manassas City	0	0	0	0	0
Felony	0	0	0	0	0
Misdemeanor	0	0	0	0	0
Manassas Park City	0	0	0	0	0
Felony	0	0	0	0	0
Misdemeanor	0	0	0	0	0
Martinsville City	9	11	15	9	11
Felony	1	2	0	0	1
Misdemeanor	8	9	15	9	10
Mathews County	0	1	0	0	1
Felony	0	0	0	0	1
Misdemeanor	0	1	0	0	0
Mecklenburg County	14	20	10	20	21
Felony	4	6	3	4	8
Misdemeanor	10	14	7	16	13
Middlesex County	3	1	5	7	3
Felony	0	0	1	0	1
Misdemeanor	3	1	4	7	2
Montgomery County	22	37	48	43	33
Felony	5	11	17	5	10
Misdemeanor	17	26	31	38	23

APPENDIX R: DUI Charges and Convictions in Virginia by Locality

General DUI Convictions (§ 18.2-266)	2017	2018	2019	2020	2021
Nelson County	6	7	3	7	4
Felony	2	4	2	0	1
Misdemeanor	4	3	1	7	3
New Kent County	11	14	8	14	10
Felony	3	6	2	5	1
Misdemeanor	8	8	6	9	9
Newport News City	23	58	63	40	52
Felony	3	18	21	16	10
Misdemeanor	20	40	42	24	42
Norfolk City	51	53	26	14	30
Felony	12	16	9	9	9
Misdemeanor	39	37	17	5	21
Northampton County	9	6	7	10	8
Felony	1	0	1	1	2
Misdemeanor	8	6	6	9	6
Northumberland County	4	2	3	4	9
Felony	2	1	0	1	5
Misdemeanor	2	1	3	3	4
Norton City	0	0	0	0	0
Felony	0	0	0	0	0
Misdemeanor	0	0	0	0	0
Nottoway County	4	4	7	2	7
Felony	1	1	3	1	4
Misdemeanor	3	3	4	1	3
Orange County	17	14	12	16	21
Felony	4	3	4	7	9
Misdemeanor	13	11	8	9	12
Page County	14	12	11	6	6
Felony	2	1	2	1	1
Misdemeanor	12	11	9	5	5
Patrick County	3	5	6	3	5
Felony	0	0	0	0	1
Misdemeanor	3	5	6	3	4
Petersburg City	6	12	14	11	5
Felony	2	6	4	2	0
Misdemeanor	4	6	10	9	5
Pittsylvania County	13	19	20	5	8
Felony	1	5	2	3	1
Misdemeanor	12	14	18	2	7
Poquoson City	0	0	0	0	0
Felony	0	0	0	0	0
Misdemeanor	0	0	0	0	0
Portsmouth City	29	20	25	12	19
Felony	9	3	10	6	6
Misdemeanor	20	17	15	6	13
Powhatan County	9	3	6	8	10
Felony	2	1	2	5	6
Misdemeanor	7	2	4	3	4
Prince Edward County	12	16	10	6	5
Felony	2	2	2	1	3
Misdemeanor	10	14	8	5	2
Prince George County	4	17	14	12	13
Felony	2	5	4	3	2
Misdemeanor	2	12	10	9	11

APPENDIX R: DUI Charges and Convictions in Virginia by Locality

General DUI Convictions (§ 18.2-266)	2017	2018	2019	2020	2021
Prince William County	102	89	99	55	56
Felony	42	36	35	25	29
Misdemeanor	60	53	64	30	27
Pulaski County	10	6	4	4	11
Felony	6	4	1	1	2
Misdemeanor	4	2	3	3	9
Radford City	11	5	7	4	5
Felony	2	1	0	0	1
Misdemeanor	9	4	7	4	4
Rappahannock County	5	2	5	2	2
Felony	1	1	2	1	0
Misdemeanor	4	1	3	1	2
Richmond County	1	1	3	1	5
Felony	0	1	2	0	1
Misdemeanor	1	0	1	1	4
Richmond City	27	20	22	12	18
Felony	7	2	7	2	2
Misdemeanor	20	18	15	10	16
Roanoke County	39	59	64	42	45
Felony	13	17	17	11	12
Misdemeanor	26	42	47	31	33
Roanoke City	32	20	31	17	19
Felony	17	11	9	9	5
Misdemeanor	15	9	22	8	14
Rockbridge County	16	19	19	8	6
Felony	3	6	4	2	0
Misdemeanor	13	13	15	6	6
Rockingham County	38	39	38	22	30
Felony	22	16	16	7	10
Misdemeanor	16	23	22	15	20
Russell County	23	13	13	9	12
Felony	7	4	1	3	4
Misdemeanor	16	9	12	6	8
Salem City	12	8	9	8	5
Felony	6	4	1	4	1
Misdemeanor	6	4	8	4	4
Scott County	26	16	24	21	22
Felony	6	3	5	2	2
Misdemeanor	20	13	19	19	20
Shenandoah County	19	14	11	9	14
Felony	8	2	4	2	6
Misdemeanor	11	12	7	7	8
Smyth County	17	7	5	5	7
Felony	2	3	2	1	3
Misdemeanor	15	4	3	4	4
South Boston City	0	0	0	0	0
Felony	0	0	0	0	0
Misdemeanor	0	0	0	0	0
Southampton County	9	13	6	11	7
Felony	4	6	1	6	1
Misdemeanor	5	7	5	5	6
Spotsylvania County	43	48	43	51	77
Felony	13	13	10	17	21
Misdemeanor	30	35	33	34	56

APPENDIX R: DUI Charges and Convictions in Virginia by Locality

General DUI Convictions (§ 18.2-266)	2017	2018	2019	2020	2021
Stafford County	97	109	123	88	173
Felony	23	28	24	23	39
Misdemeanor	74	81	99	65	134
Staunton City	7	8	10	5	6
Felony	3	6	1	0	1
Misdemeanor	4	2	9	5	5
Suffolk City	41	44	53	24	62
Felony	14	16	22	9	26
Misdemeanor	27	28	31	15	36
Surry County	0	1	1	0	3
Felony	0	0	0	0	3
Misdemeanor	0	1	1	0	0
Sussex County	10	5	4	3	6
Felony	1	1	1	1	1
Misdemeanor	9	4	3	2	5
Tazewell County	22	23	13	10	12
Felony	5	5	2	2	6
Misdemeanor	17	18	11	8	6
Virginia Beach City	259	258	248	139	187
Felony	64	91	76	45	59
Misdemeanor	195	167	172	94	128
Warren County	14	9	15	16	20
Felony	6	3	4	6	6
Misdemeanor	8	6	11	10	14
Washington County	10	11	6	8	14
Felony	3	2	3	3	4
Misdemeanor	7	9	3	5	10
Waynesboro City	6	5	1	0	6
Felony	3	1	0	0	3
Misdemeanor	3	4	1	0	3
Westmoreland County	7	10	5	7	9
Felony	2	4	2	2	1
Misdemeanor	5	6	3	5	8
Williamsburg City	54	53	51	35	45
Felony	12	9	14	10	8
Misdemeanor	42	44	37	25	37
Winchester City	14	20	18	10	14
Felony	6	6	6	5	5
Misdemeanor	8	14	12	5	9
Wise County	32	27	29	25	26
Felony	2	1	4	2	3
Misdemeanor	30	26	25	23	23
Wythe County	19	19	14	7	7
Felony	5	1	3	1	2
Misdemeanor	14	18	11	6	5
York County	22	28	31	18	27
Felony	9	8	11	6	8
Misdemeanor	13	20	20	12	19

APPENDIX R: DUI Charges and Convictions in Virginia by Locality

General DUI Convictions (§ 18.2-266)	2017	2018	2019	2020	2021
GENERAL DISTRICT COURT CONVICTIONS					
§ 18.2-266 Statewide Total	16,669	17,171	16,816	13,009	14,314
Felony	0	0	0	0	0
Misdemeanor	16,669	17,171	16,816	13,009	14,314
Accomack County	82	119	117	78	70
Felony	0	0	0	0	0
Misdemeanor	82	119	117	78	70
Albemarle County	151	193	218	171	124
Felony	0	0	0	0	0
Misdemeanor	151	193	218	171	124
Alexandria City	227	254	191	102	104
Felony	0	0	0	0	0
Misdemeanor	227	254	191	102	104
Alleghany County	59	45	51	42	37
Felony	0	0	0	0	0
Misdemeanor	59	45	51	42	37
Amelia County	28	28	28	11	17
Felony	0	0	0	0	0
Misdemeanor	28	28	28	11	17
Amherst County	68	78	66	54	73
Felony	0	0	0	0	0
Misdemeanor	68	78	66	54	73
Appomattox County	40	30	23	21	17
Felony	0	0	0	0	0
Misdemeanor	40	30	23	21	17
Arlington County	73	42	79	213	307
Felony	0	0	0	0	0
Misdemeanor	73	42	79	213	307
Augusta County	132	92	104	80	141
Felony	0	0	0	0	0
Misdemeanor	132	92	104	80	141
Bath County	8	6	6	10	3
Felony	0	0	0	0	0
Misdemeanor	8	6	6	10	3
Bedford County	109	99	113	90	81
Felony	0	0	0	0	0
Misdemeanor	109	99	113	90	81
Bedford City	0	0	0	0	0
Felony	0	0	0	0	0
Misdemeanor	0	0	0	0	0
Bland County	13	6	10	10	7
Felony	0	0	0	0	0
Misdemeanor	13	6	10	10	7
Botetourt County	84	74	65	72	77
Felony	0	0	0	0	0
Misdemeanor	84	74	65	72	77
Bristol City	71	55	52	38	74
Felony	0	0	0	0	0
Misdemeanor	71	55	52	38	74
Brunswick County	34	35	51	45	37
Felony	0	0	0	0	0
Misdemeanor	34	35	51	45	37

APPENDIX R: DUI Charges and Convictions in Virginia by Locality

General DUI Convictions (§ 18.2-266)	2017	2018	2019	2020	2021
Buchanan County	30	29	40	34	50
Felony	0	0	0	0	0
Misdemeanor	30	29	40	34	50
Buckingham County	24	17	25	24	27
Felony	0	0	0	0	0
Misdemeanor	24	17	25	24	27
Buena Vista City	16	19	20	12	10
Felony	0	0	0	0	0
Misdemeanor	16	19	20	12	10
Campbell County	101	81	82	94	98
Felony	0	0	0	0	0
Misdemeanor	101	81	82	94	98
Caroline County	101	107	82	70	45
Felony	0	0	0	0	0
Misdemeanor	101	107	82	70	45
Carroll County	56	50	44	32	45
Felony	0	0	0	0	0
Misdemeanor	56	50	44	32	45
Charles City County	6	18	6	12	12
Felony	0	0	0	0	0
Misdemeanor	6	18	6	12	12
Charlotte County	25	22	27	24	18
Felony	0	0	0	0	0
Misdemeanor	25	22	27	24	18
Charlottesville City	108	97	71	54	50
Felony	0	0	0	0	0
Misdemeanor	108	97	71	54	50
Chesapeake City	507	457	473	467	597
Felony	0	0	0	0	0
Misdemeanor	507	457	473	467	597
Chesterfield County	740	677	856	691	904
Felony	0	0	0	0	0
Misdemeanor	740	677	856	691	904
Clarke County	39	43	34	37	34
Felony	0	0	0	0	0
Misdemeanor	39	43	34	37	34
Clifton Forge City	0	0	0	0	0
Felony	0	0	0	0	0
Misdemeanor	0	0	0	0	0
Colonial Heights City	116	144	120	95	85
Felony	0	0	0	0	0
Misdemeanor	116	144	120	95	85
Covington City	0	0	0	0	0
Felony	0	0	0	0	0
Misdemeanor	0	0	0	0	0
Craig County	7	6	10	17	21
Felony	0	0	0	0	0
Misdemeanor	7	6	10	17	21
Culpeper County	131	139	144	118	157
Felony	0	0	0	0	0
Misdemeanor	131	139	144	118	157
Cumberland County	18	11	12	11	3
Felony	0	0	0	0	0
Misdemeanor	18	11	12	11	3

APPENDIX R: DUI Charges and Convictions in Virginia by Locality

General DUI Convictions (§ 18.2-266)	2017	2018	2019	2020	2021
Danville City	124	107	96	67	91
Felony	0	0	0	0	0
Misdemeanor	124	107	96	67	91
Dickenson County	32	32	23	25	31
Felony	0	0	0	0	0
Misdemeanor	32	32	23	25	31
Dinwiddie County	48	37	33	29	29
Felony	0	0	0	0	0
Misdemeanor	48	37	33	29	29
Emporia City	36	61	45	27	15
Felony	0	0	0	0	0
Misdemeanor	36	61	45	27	15
Essex County	16	18	12	7	9
Felony	0	0	0	0	0
Misdemeanor	16	18	12	7	9
Fairfax County	1627	1597	1415	832	869
Felony	0	0	0	0	0
Misdemeanor	1627	1597	1415	832	869
Fairfax City	35	40	37	22	21
Felony	0	0	0	0	0
Misdemeanor	35	40	37	22	21
Falls Church City	32	23	30	36	26
Felony	0	0	0	0	0
Misdemeanor	32	23	30	36	26
Fauquier County	185	201	181	162	160
Felony	0	0	0	0	0
Misdemeanor	185	201	181	162	160
Floyd County	28	29	21	22	17
Felony	0	0	0	0	0
Misdemeanor	28	29	21	22	17
Fluvanna County	56	58	61	49	48
Felony	0	0	0	0	0
Misdemeanor	56	58	61	49	48
Franklin County	111	71	84	46	80
Felony	0	0	0	0	0
Misdemeanor	111	71	84	46	80
Franklin City	13	10	20	21	15
Felony	0	0	0	0	0
Misdemeanor	13	10	20	21	15
Frederick County	182	192	193	212	343
Felony	0	0	0	0	0
Misdemeanor	182	192	193	212	343
Fredericksburg City	133	124	157	122	126
Felony	0	0	0	0	0
Misdemeanor	133	124	157	122	126
Galax City	24	35	24	38	24
Felony	0	0	0	0	0
Misdemeanor	24	35	24	38	24
Giles County	55	33	42	35	32
Felony	0	0	0	0	0
Misdemeanor	55	33	42	35	32
Gloucester County	137	127	142	87	73
Felony	0	0	0	0	0
Misdemeanor	137	127	142	87	73

APPENDIX R: DUI Charges and Convictions in Virginia by Locality

General DUI Convictions (§ 18.2-266)	2017	2018	2019	2020	2021
Goochland County	101	85	80	55	43
Felony	0	0	0	0	0
Misdemeanor	101	85	80	55	43
Grayson County	29	17	25	12	15
Felony	0	0	0	0	0
Misdemeanor	29	17	25	12	15
Greene County	43	37	31	28	24
Felony	0	0	0	0	0
Misdemeanor	43	37	31	28	24
Greensville County	21	18	31	18	26
Felony	0	0	0	0	0
Misdemeanor	21	18	31	18	26
Halifax County	77	80	103	89	67
Felony	0	0	0	0	0
Misdemeanor	77	80	103	89	67
Hampton City	206	219	179	120	184
Felony	0	0	0	0	0
Misdemeanor	206	219	179	120	184
Hanover County	202	206	190	174	216
Felony	0	0	0	0	0
Misdemeanor	202	206	190	174	216
Harrisonburg City	0	0	0	0	0
Felony	0	0	0	0	0
Misdemeanor	0	0	0	0	0
Henrico County	873	997	874	704	712
Felony	0	0	0	0	0
Misdemeanor	873	997	874	704	712
Henry County	64	61	62	58	40
Felony	0	0	0	0	0
Misdemeanor	64	61	62	58	40
Highland County	3	3	3	3	0
Felony	0	0	0	0	0
Misdemeanor	3	3	3	3	0
Hopewell City	34	29	38	26	34
Felony	0	0	0	0	0
Misdemeanor	34	29	38	26	34
Isle of Wight County	159	194	102	104	145
Felony	0	0	0	0	0
Misdemeanor	159	194	102	104	145
James City County	0	0	0	0	0
Felony	0	0	0	0	0
Misdemeanor	0	0	0	0	0
King George County	23	15	28	31	25
Felony	0	0	0	0	0
Misdemeanor	23	15	28	31	25
King William County	81	64	66	37	53
Felony	0	0	0	0	0
Misdemeanor	81	64	66	37	53
King and Queen County	13	6	16	10	31
Felony	0	0	0	0	0
Misdemeanor	13	6	16	10	31
Lancaster County	23	21	18	10	23
Felony	0	0	0	0	0
Misdemeanor	23	21	18	10	23

APPENDIX R: DUI Charges and Convictions in Virginia by Locality

General DUI Convictions (§ 18.2-266)	2017	2018	2019	2020	2021
Lee County	75	65	36	26	34
Felony	0	0	0	0	0
Misdemeanor	75	65	36	26	34
Lexington City	0	0	0	0	0
Felony	0	0	0	0	0
Misdemeanor	0	0	0	0	0
Loudoun County	366	434	426	320	162
Felony	0	0	0	0	0
Misdemeanor	366	434	426	320	162
Louisa County	65	54	42	63	65
Felony	0	0	0	0	0
Misdemeanor	65	54	42	63	65
Lunenburg County	23	36	27	25	23
Felony	0	0	0	0	0
Misdemeanor	23	36	27	25	23
Lynchburg City	205	142	146	125	178
Felony	0	0	0	0	0
Misdemeanor	205	142	146	125	178
Madison County	40	33	23	26	16
Felony	0	0	0	0	0
Misdemeanor	40	33	23	26	16
Manassas City	0	0	0	0	0
Felony	0	0	0	0	0
Misdemeanor	0	0	0	0	0
Manassas Park City	0	0	0	0	0
Felony	0	0	0	0	0
Misdemeanor	0	0	0	0	0
Martinsville City	38	30	46	45	39
Felony	0	0	0	0	0
Misdemeanor	38	30	46	45	39
Mathews County	7	7	13	4	12
Felony	0	0	0	0	0
Misdemeanor	7	7	13	4	12
Mecklenburg County	94	101	108	86	79
Felony	0	0	0	0	0
Misdemeanor	94	101	108	86	79
Middlesex County	13	15	9	23	17
Felony	0	0	0	0	0
Misdemeanor	13	15	9	23	17
Montgomery County	231	249	268	200	179
Felony	0	0	0	0	0
Misdemeanor	231	249	268	200	179
Nelson County	34	45	33	30	18
Felony	0	0	0	0	0
Misdemeanor	34	45	33	30	18
New Kent County	70	75	80	67	110
Felony	0	0	0	0	0
Misdemeanor	70	75	80	67	110
Newport News City	4	0	315	404	468
Felony	0	0	0	0	0
Misdemeanor	4	0	315	404	468
Norfolk City	384	430	338	189	254
Felony	0	0	0	0	0
Misdemeanor	384	430	338	189	254

APPENDIX R: DUI Charges and Convictions in Virginia by Locality

General DUI Convictions (§ 18.2-266)	2017	2018	2019	2020	2021
Northampton County	41	33	26	30	41
Felony	0	0	0	0	0
Misdemeanor	41	33	26	30	41
Northumberland County	25	26	25	29	18
Felony	0	0	0	0	0
Misdemeanor	25	26	25	29	18
Norton City	0	0	0	0	0
Felony	0	0	0	0	0
Misdemeanor	0	0	0	0	0
Nottoway County	26	27	28	12	12
Felony	0	0	0	0	0
Misdemeanor	26	27	28	12	12
Orange County	78	75	67	59	71
Felony	0	0	0	0	0
Misdemeanor	78	75	67	59	71
Page County	52	47	41	35	36
Felony	0	0	0	0	0
Misdemeanor	52	47	41	35	36
Patrick County	32	28	21	20	13
Felony	0	0	0	0	0
Misdemeanor	32	28	21	20	13
Petersburg City	53	74	79	50	53
Felony	0	0	0	0	0
Misdemeanor	53	74	79	50	53
Pittsylvania County	64	61	48	49	29
Felony	0	0	0	0	0
Misdemeanor	64	61	48	49	29
Poquoson City	0	0	0	0	0
Felony	0	0	0	0	0
Misdemeanor	0	0	0	0	0
Portsmouth City	144	122	138	88	104
Felony	0	0	0	0	0
Misdemeanor	144	122	138	88	104
Powhatan County	64	87	85	72	71
Felony	0	0	0	0	0
Misdemeanor	64	87	85	72	71
Prince Edward County	66	87	42	39	37
Felony	0	0	0	0	0
Misdemeanor	66	87	42	39	37
Prince George County	52	66	76	30	59
Felony	0	0	0	0	0
Misdemeanor	52	66	76	30	59
Prince William County	895	1006	1043	733	787
Felony	0	0	0	0	0
Misdemeanor	895	1006	1043	733	787
Pulaski County	76	64	57	35	44
Felony	0	0	0	0	0
Misdemeanor	76	64	57	35	44
Radford City	70	51	58	40	92
Felony	0	0	0	0	0
Misdemeanor	70	51	58	40	92
Rappahannock County	22	32	44	23	26
Felony	0	0	0	0	0
Misdemeanor	22	32	44	23	26

APPENDIX R: DUI Charges and Convictions in Virginia by Locality

General DUI Convictions (§ 18.2-266)	2017	2018	2019	2020	2021
Richmond County	20	12	5	11	13
Felony	0	0	0	0	0
Misdemeanor	20	12	5	11	13
Richmond City	332	331	356	221	182
Felony	0	0	0	0	0
Misdemeanor	332	331	356	221	182
Roanoke County	233	323	310	226	211
Felony	0	0	0	0	0
Misdemeanor	233	323	310	226	211
Roanoke City	235	303	259	206	176
Felony	0	0	0	0	0
Misdemeanor	235	303	259	206	176
Rockbridge County	62	73	62	44	41
Felony	0	0	0	0	0
Misdemeanor	62	73	62	44	41
Rockingham County	254	254	270	171	225
Felony	0	0	0	0	0
Misdemeanor	254	254	270	171	225
Russell County	52	52	35	34	41
Felony	0	0	0	0	0
Misdemeanor	52	52	35	34	41
Salem City	63	96	48	50	42
Felony	0	0	0	0	0
Misdemeanor	63	96	48	50	42
Scott County	56	50	51	34	57
Felony	0	0	0	0	0
Misdemeanor	56	50	51	34	57
Shenandoah County	78	95	91	51	67
Felony	0	0	0	0	0
Misdemeanor	78	95	91	51	67
Smyth County	57	54	64	29	48
Felony	0	0	0	0	0
Misdemeanor	57	54	64	29	48
South Boston City	0	0	0	0	0
Felony	0	0	0	0	0
Misdemeanor	0	0	0	0	0
Southampton County	48	52	35	29	53
Felony	0	0	0	0	0
Misdemeanor	48	52	35	29	53
Spotsylvania County	196	200	200	229	229
Felony	0	0	0	0	0
Misdemeanor	196	200	200	229	229
Stafford County	360	385	475	349	430
Felony	0	0	0	0	0
Misdemeanor	360	385	475	349	430
Staunton City	43	56	65	39	32
Felony	0	0	0	0	0
Misdemeanor	43	56	65	39	32
Suffolk City	246	249	277	200	217
Felony	0	0	0	0	0
Misdemeanor	246	249	277	200	217
Surry County	8	11	8	7	14
Felony	0	0	0	0	0
Misdemeanor	8	11	8	7	14

APPENDIX R: DUI Charges and Convictions in Virginia by Locality

General DUI Convictions (§ 18.2-266)	2017	2018	2019	2020	2021
Sussex County	41	31	22	20	25
Felony	0	0	0	0	0
Misdemeanor	41	31	22	20	25
Tazewell County	123	76	80	54	62
Felony	0	0	0	0	0
Misdemeanor	123	76	80	54	62
Virginia Beach City	1782	1945	1663	1103	1191
Felony	0	0	0	0	0
Misdemeanor	1782	1945	1663	1103	1191
Warren County	106	84	110	102	120
Felony	0	0	0	0	0
Misdemeanor	106	84	110	102	120
Washington County	82	74	65	64	82
Felony	0	0	0	0	0
Misdemeanor	82	74	65	64	82
Waynesboro City	37	43	38	27	22
Felony	0	0	0	0	0
Misdemeanor	37	43	38	27	22
Westmoreland County	43	50	41	64	58
Felony	0	0	0	0	0
Misdemeanor	43	50	41	64	58
Williamsburg City	193	246	241	169	218
Felony	0	0	0	0	0
Misdemeanor	193	246	241	169	218
Winchester City	116	145	110	68	90
Felony	0	0	0	0	0
Misdemeanor	116	145	110	68	90
Wise County	132	96	120	116	106
Felony	0	0	0	0	0
Misdemeanor	132	96	120	116	106
Wythe County	73	74	56	49	29
Felony	0	0	0	0	0
Misdemeanor	73	74	56	49	29
York County	159	189	189	119	114
Felony	0	0	0	0	0
Misdemeanor	159	189	189	119	114
JDR DISTRICT COURT CONVICTIONS					
§ 18.2-266 Statewide Total	16	11	18	7	8
Felony	0	0	0	0	0
Misdemeanor	16	11	18	7	8
Accomack County	0	0	0	0	0
Felony	0	0	0	0	0
Misdemeanor	0	0	0	0	0
Albemarle County	0	0	0	0	0
Felony	0	0	0	0	0
Misdemeanor	0	0	0	0	0
Alexandria City	0	0	0	0	0
Felony	0	0	0	0	0
Misdemeanor	0	0	0	0	0
Alleghany County	0	0	0	0	0
Felony	0	0	0	0	0
Misdemeanor	0	0	0	0	0

APPENDIX R: DUI Charges and Convictions in Virginia by Locality

General DUI Convictions (§ 18.2-266)	2017	2018	2019	2020	2021
Amelia County	0	0	0	0	0
Felony	0	0	0	0	0
Misdemeanor	0	0	0	0	0
Amherst County	0	0	0	0	0
Felony	0	0	0	0	0
Misdemeanor	0	0	0	0	0
Appomattox County	0	0	0	0	0
Felony	0	0	0	0	0
Misdemeanor	0	0	0	0	0
Arlington County	0	0	0	1	0
Felony	0	0	0	0	0
Misdemeanor	0	0	0	1	0
Augusta County	0	0	0	0	0
Felony	0	0	0	0	0
Misdemeanor	0	0	0	0	0
Bath County	0	0	0	0	0
Felony	0	0	0	0	0
Misdemeanor	0	0	0	0	0
Bedford County	0	0	0	0	0
Felony	0	0	0	0	0
Misdemeanor	0	0	0	0	0
Bedford City	0	0	0	0	0
Felony	0	0	0	0	0
Misdemeanor	0	0	0	0	0
Bland County	0	0	0	0	0
Felony	0	0	0	0	0
Misdemeanor	0	0	0	0	0
Botetourt County	0	0	0	0	0
Felony	0	0	0	0	0
Misdemeanor	0	0	0	0	0
Bristol City	0	0	0	0	0
Felony	0	0	0	0	0
Misdemeanor	0	0	0	0	0
Brunswick County	0	0	0	0	0
Felony	0	0	0	0	0
Misdemeanor	0	0	0	0	0
Buchanan County	0	0	0	0	0
Felony	0	0	0	0	0
Misdemeanor	0	0	0	0	0
Buckingham County	0	0	0	0	0
Felony	0	0	0	0	0
Misdemeanor	0	0	0	0	0
Buena Vista City	0	0	0	0	0
Felony	0	0	0	0	0
Misdemeanor	0	0	0	0	0
Campbell County	0	0	0	0	0
Felony	0	0	0	0	0
Misdemeanor	0	0	0	0	0

APPENDIX R: DUI Charges and Convictions in Virginia by Locality

General DUI Convictions (§ 18.2-266)	2017	2018	2019	2020	2021
Caroline County	1	0	0	0	0
Felony	0	0	0	0	0
Misdemeanor	1	0	0	0	0
Carroll County	0	0	1	0	0
Felony	0	0	0	0	0
Misdemeanor	0	0	1	0	0
Charles City County	0	0	0	0	0
Felony	0	0	0	0	0
Misdemeanor	0	0	0	0	0
Charlotte County	0	0	0	0	0
Felony	0	0	0	0	0
Misdemeanor	0	0	0	0	0
Charlottesville City	0	0	0	0	0
Felony	0	0	0	0	0
Misdemeanor	0	0	0	0	0
Chesapeake City	0	0	0	0	0
Felony	0	0	0	0	0
Misdemeanor	0	0	0	0	0
Chesterfield County	0	0	0	0	0
Felony	0	0	0	0	0
Misdemeanor	0	0	0	0	0
Clarke County	0	0	0	0	0
Felony	0	0	0	0	0
Misdemeanor	0	0	0	0	0
Clifton Forge City	0	0	0	0	0
Felony	0	0	0	0	0
Misdemeanor	0	0	0	0	0
Colonial Heights City	0	0	0	0	0
Felony	0	0	0	0	0
Misdemeanor	0	0	0	0	0
Covington City	0	0	0	0	0
Felony	0	0	0	0	0
Misdemeanor	0	0	0	0	0
Craig County	0	0	0	0	0
Felony	0	0	0	0	0
Misdemeanor	0	0	0	0	0
Culpeper County	0	0	0	0	0
Felony	0	0	0	0	0
Misdemeanor	0	0	0	0	0
Cumberland County	0	0	0	0	0
Felony	0	0	0	0	0
Misdemeanor	0	0	0	0	0
Danville City	0	0	0	0	0
Felony	0	0	0	0	0
Misdemeanor	0	0	0	0	0
Dickenson County	0	0	0	0	0
Felony	0	0	0	0	0
Misdemeanor	0	0	0	0	0

APPENDIX R: DUI Charges and Convictions in Virginia by Locality

General DUI Convictions (§ 18.2-266)	2017	2018	2019	2020	2021
Dinwiddie County	0	0	0	0	0
Felony	0	0	0	0	0
Misdemeanor	0	0	0	0	0
Emporia City	0	0	0	0	0
Felony	0	0	0	0	0
Misdemeanor	0	0	0	0	0
Essex County	0	0	1	0	0
Felony	0	0	0	0	0
Misdemeanor	0	0	1	0	0
Fairfax County	0	0	0	0	0
Felony	0	0	0	0	0
Misdemeanor	0	0	0	0	0
Fairfax City	0	0	0	0	0
Felony	0	0	0	0	0
Misdemeanor	0	0	0	0	0
Falls Church City	0	0	0	0	0
Felony	0	0	0	0	0
Misdemeanor	0	0	0	0	0
Fauquier County	0	0	0	0	0
Felony	0	0	0	0	0
Misdemeanor	0	0	0	0	0
Floyd County	0	0	0	0	0
Felony	0	0	0	0	0
Misdemeanor	0	0	0	0	0
Fluvanna County	0	0	0	0	0
Felony	0	0	0	0	0
Misdemeanor	0	0	0	0	0
Franklin County	0	0	0	0	0
Felony	0	0	0	0	0
Misdemeanor	0	0	0	0	0
Franklin City	0	0	0	0	0
Felony	0	0	0	0	0
Misdemeanor	0	0	0	0	0
Frederick County	0	0	0	0	0
Felony	0	0	0	0	0
Misdemeanor	0	0	0	0	0
Fredericksburg City	1	0	0	0	0
Felony	0	0	0	0	0
Misdemeanor	1	0	0	0	0
Galax City	0	0	1	1	0
Felony	0	0	0	0	0
Misdemeanor	0	0	1	1	0
Giles County	0	0	0	0	0
Felony	0	0	0	0	0
Misdemeanor	0	0	0	0	0
Gloucester County	0	0	0	0	0
Felony	0	0	0	0	0
Misdemeanor	0	0	0	0	0

APPENDIX R: DUI Charges and Convictions in Virginia by Locality

General DUI Convictions (§ 18.2-266)	2017	2018	2019	2020	2021
Goochland County	0	0	0	0	0
Felony	0	0	0	0	0
Misdemeanor	0	0	0	0	0
Grayson County	0	0	1	0	0
Felony	0	0	0	0	0
Misdemeanor	0	0	1	0	0
Greene County	0	0	0	0	0
Felony	0	0	0	0	0
Misdemeanor	0	0	0	0	0
Greensville County	0	0	0	0	0
Felony	0	0	0	0	0
Misdemeanor	0	0	0	0	0
Halifax County	0	0	0	0	0
Felony	0	0	0	0	0
Misdemeanor	0	0	0	0	0
Hampton City	0	0	0	0	0
Felony	0	0	0	0	0
Misdemeanor	0	0	0	0	0
Hanover County	0	1	0	0	1
Felony	0	0	0	0	0
Misdemeanor	0	1	0	0	1
Harrisonburg City	0	0	0	0	0
Felony	0	0	0	0	0
Misdemeanor	0	0	0	0	0
Henrico County	3	3	1	0	0
Felony	0	0	0	0	0
Misdemeanor	3	3	1	0	0
Henry County	0	0	0	0	0
Felony	0	0	0	0	0
Misdemeanor	0	0	0	0	0
Highland County	0	0	0	0	0
Felony	0	0	0	0	0
Misdemeanor	0	0	0	0	0
Hopewell City	0	0	1	0	0
Felony	0	0	0	0	0
Misdemeanor	0	0	1	0	0
Isle of Wight County	0	0	0	0	0
Felony	0	0	0	0	0
Misdemeanor	0	0	0	0	0
James City County	0	0	0	0	0
Felony	0	0	0	0	0
Misdemeanor	0	0	0	0	0
King George County	0	0	0	0	0
Felony	0	0	0	0	0
Misdemeanor	0	0	0	0	0
King William County	0	0	2	1	0
Felony	0	0	0	0	0
Misdemeanor	0	0	2	1	0

APPENDIX R: DUI Charges and Convictions in Virginia by Locality

General DUI Convictions (§ 18.2-266)	2017	2018	2019	2020	2021
King and Queen County	0	0	0	0	0
Felony	0	0	0	0	0
Misdemeanor	0	0	0	0	0
Lancaster County	1	0	0	0	0
Felony	0	0	0	0	0
Misdemeanor	1	0	0	0	0
Lee County	0	0	0	0	0
Felony	0	0	0	0	0
Misdemeanor	0	0	0	0	0
Lexington City	0	0	0	0	0
Felony	0	0	0	0	0
Misdemeanor	0	0	0	0	0
Loudoun County	0	0	3	0	0
Felony	0	0	0	0	0
Misdemeanor	0	0	3	0	0
Louisa County	0	0	0	0	0
Felony	0	0	0	0	0
Misdemeanor	0	0	0	0	0
Lunenburg County	0	0	0	0	0
Felony	0	0	0	0	0
Misdemeanor	0	0	0	0	0
Lynchburg City	0	0	0	0	0
Felony	0	0	0	0	0
Misdemeanor	0	0	0	0	0
Madison County	0	0	0	0	0
Felony	0	0	0	0	0
Misdemeanor	0	0	0	0	0
Manassas City	0	0	0	0	0
Felony	0	0	0	0	0
Misdemeanor	0	0	0	0	0
Manassas Park City	0	0	0	0	0
Felony	0	0	0	0	0
Misdemeanor	0	0	0	0	0
Martinsville City	0	0	0	0	0
Felony	0	0	0	0	0
Misdemeanor	0	0	0	0	0
Mathews County	0	0	0	0	0
Felony	0	0	0	0	0
Misdemeanor	0	0	0	0	0
Mecklenburg County	0	0	0	0	0
Felony	0	0	0	0	0
Misdemeanor	0	0	0	0	0
Middlesex County	0	0	0	0	0
Felony	0	0	0	0	0
Misdemeanor	0	0	0	0	0
Montgomery County	0	0	0	0	0
Felony	0	0	0	0	0
Misdemeanor	0	0	0	0	0

APPENDIX R: DUI Charges and Convictions in Virginia by Locality

General DUI Convictions (§ 18.2-266)	2017	2018	2019	2020	2021
Nelson County	0	0	0	0	0
Felony	0	0	0	0	0
Misdemeanor	0	0	0	0	0
New Kent County	0	0	0	0	0
Felony	0	0	0	0	0
Misdemeanor	0	0	0	0	0
Newport News City	0	0	0	0	0
Felony	0	0	0	0	0
Misdemeanor	0	0	0	0	0
Norfolk City	0	0	0	0	0
Felony	0	0	0	0	0
Misdemeanor	0	0	0	0	0
Northampton County	0	0	0	0	0
Felony	0	0	0	0	0
Misdemeanor	0	0	0	0	0
Northumberland County	0	0	0	0	0
Felony	0	0	0	0	0
Misdemeanor	0	0	0	0	0
Norton City	0	0	0	0	0
Felony	0	0	0	0	0
Misdemeanor	0	0	0	0	0
Nottoway County	0	0	0	0	0
Felony	0	0	0	0	0
Misdemeanor	0	0	0	0	0
Orange County	0	0	0	0	0
Felony	0	0	0	0	0
Misdemeanor	0	0	0	0	0
Page County	1	0	0	1	1
Felony	0	0	0	0	0
Misdemeanor	1	0	0	1	1
Patrick County	0	0	0	0	0
Felony	0	0	0	0	0
Misdemeanor	0	0	0	0	0
Petersburg City	0	0	0	0	0
Felony	0	0	0	0	0
Misdemeanor	0	0	0	0	0
Pittsylvania County	0	0	0	0	1
Felony	0	0	0	0	0
Misdemeanor	0	0	0	0	1
Poquoson City	0	0	0	0	0
Felony	0	0	0	0	0
Misdemeanor	0	0	0	0	0
Portsmouth City	0	0	0	0	0
Felony	0	0	0	0	0
Misdemeanor	0	0	0	0	0
Powhatan County	0	0	0	0	0
Felony	0	0	0	0	0
Misdemeanor	0	0	0	0	0

APPENDIX R: DUI Charges and Convictions in Virginia by Locality

General DUI Convictions (§ 18.2-266)	2017	2018	2019	2020	2021
Prince Edward County	0	0	0	0	0
Felony	0	0	0	0	0
Misdemeanor	0	0	0	0	0
Prince George County	0	0	0	0	0
Felony	0	0	0	0	0
Misdemeanor	0	0	0	0	0
Prince William County	0	0	0	0	0
Felony	0	0	0	0	0
Misdemeanor	0	0	0	0	0
Pulaski County	0	0	0	0	0
Felony	0	0	0	0	0
Misdemeanor	0	0	0	0	0
Radford City	0	0	0	0	0
Felony	0	0	0	0	0
Misdemeanor	0	0	0	0	0
Rappahannock County	0	0	0	0	0
Felony	0	0	0	0	0
Misdemeanor	0	0	0	0	0
Richmond County	0	0	0	0	0
Felony	0	0	0	0	0
Misdemeanor	0	0	0	0	0
Richmond City	0	0	0	0	0
Felony	0	0	0	0	0
Misdemeanor	0	0	0	0	0
Roanoke County	0	0	1	0	2
Felony	0	0	0	0	0
Misdemeanor	0	0	1	0	2
Roanoke City	0	0	0	0	0
Felony	0	0	0	0	0
Misdemeanor	0	0	0	0	0
Rockbridge County	0	0	0	0	0
Felony	0	0	0	0	0
Misdemeanor	0	0	0	0	0
Rockingham County	4	2	4	2	1
Felony	0	0	0	0	0
Misdemeanor	4	2	4	2	1
Russell County	0	1	0	0	0
Felony	0	0	0	0	0
Misdemeanor	0	1	0	0	0
Salem City	1	0	1	0	0
Felony	0	0	0	0	0
Misdemeanor	1	0	1	0	0
Scott County	0	0	0	0	0
Felony	0	0	0	0	0
Misdemeanor	0	0	0	0	0
Shenandoah County	0	0	0	0	0
Felony	0	0	0	0	0
Misdemeanor	0	0	0	0	0

APPENDIX R: DUI Charges and Convictions in Virginia by Locality

General DUI Convictions (§ 18.2-266)	2017	2018	2019	2020	2021
Smyth County	0	0	0	0	0
Felony	0	0	0	0	0
Misdemeanor	0	0	0	0	0
South Boston City	0	0	0	0	0
Felony	0	0	0	0	0
Misdemeanor	0	0	0	0	0
Southampton County	0	0	0	1	0
Felony	0	0	0	0	0
Misdemeanor	0	0	0	1	0
Spotsylvania County	0	0	0	0	0
Felony	0	0	0	0	0
Misdemeanor	0	0	0	0	0
Stafford County	0	2	0	0	1
Felony	0	0	0	0	0
Misdemeanor	0	2	0	0	1
Staunton City	0	0	0	0	0
Felony	0	0	0	0	0
Misdemeanor	0	0	0	0	0
Suffolk City	0	1	0	0	0
Felony	0	0	0	0	0
Misdemeanor	0	1	0	0	0
Surry County	0	0	0	0	0
Felony	0	0	0	0	0
Misdemeanor	0	0	0	0	0
Sussex County	0	0	0	0	0
Felony	0	0	0	0	0
Misdemeanor	0	0	0	0	0
Tazewell County	1	1	0	0	0
Felony	0	0	0	0	0
Misdemeanor	1	1	0	0	0
Virginia Beach City	2	0	0	0	0
Felony	0	0	0	0	0
Misdemeanor	2	0	0	0	0
Warren County	0	0	0	0	0
Felony	0	0	0	0	0
Misdemeanor	0	0	0	0	0
Washington County	0	0	0	0	0
Felony	0	0	0	0	0
Misdemeanor	0	0	0	0	0
Waynesboro City	0	0	0	0	0
Felony	0	0	0	0	0
Misdemeanor	0	0	0	0	0
Westmoreland County	0	0	1	0	0
Felony	0	0	0	0	0
Misdemeanor	0	0	1	0	0
Williamsburg City	0	0	0	0	0
Felony	0	0	0	0	0
Misdemeanor	0	0	0	0	0

APPENDIX R: DUI Charges and Convictions in Virginia by Locality

General DUI Convictions (§ 18.2-266)	2017	2018	2019	2020	2021
Winchester City	0	0	0	0	0
Felony	0	0	0	0	0
Misdemeanor	0	0	0	0	0
Wise County	1	0	0	0	1
Felony	0	0	0	0	0
Misdemeanor	1	0	0	0	1
Wythe County	0	0	0	0	0
Felony	0	0	0	0	0
Misdemeanor	0	0	0	0	0
York County	0	0	0	0	0
Felony	0	0	0	0	0
Misdemeanor	0	0	0	0	0

Source: Circuit Court, General District Court, and JDR Court Case Management Systems maintained by the Office of the Executive Secretary of the Supreme Court of Virginia.

APPENDIX R: DUI Charges and Convictions in Virginia by Locality

General Drug-Related DUI Charges (§ 18.2-266)	2017	2018	2019	2020	2021
CIRCUIT COURT CHARGES					
§ 18.2-266 Statewide Total	64	76	53	44	278
Felony Drug DUI	5	9	9	1	10
Misdemeanor Drug DUI	59	67	44	43	268
Accomack County	0	0	0	0	0
Felony Drug DUI	0	0	0	0	0
Misdemeanor Drug DUI	0	0	0	0	0
Albemarle County	0	0	0	0	2
Felony Drug DUI	0	0	0	0	0
Misdemeanor Drug DUI	0	0	0	0	2
Alexandria City	0	0	0	0	0
Felony Drug DUI	0	0	0	0	0
Misdemeanor Drug DUI	0	0	0	0	0
Alleghany County	0	1	2	0	3
Felony Drug DUI	0	0	0	0	0
Misdemeanor Drug DUI	0	1	2	0	3
Amelia County	0	0	0	0	0
Felony Drug DUI	0	0	0	0	0
Misdemeanor Drug DUI	0	0	0	0	0
Amherst County	0	0	0	1	2
Felony Drug DUI	0	0	0	0	0
Misdemeanor Drug DUI	0	0	0	1	2
Appomattox County	0	0	0	0	0
Felony Drug DUI	0	0	0	0	0
Misdemeanor Drug DUI	0	0	0	0	0
Arlington County	10	8	7	2	1
Felony Drug DUI	0	0	0	0	0
Misdemeanor Drug DUI	10	8	7	2	1
Augusta County	0	0	2	0	4
Felony Drug DUI	0	0	0	0	0
Misdemeanor Drug DUI	0	0	2	0	4
Bath County	0	0	0	1	0
Felony Drug DUI	0	0	0	0	0
Misdemeanor Drug DUI	0	0	0	1	0
Bedford County	0	0	0	0	3
Felony Drug DUI	0	0	0	0	0
Misdemeanor Drug DUI	0	0	0	0	3
Bedford City	0	0	0	0	0
Felony Drug DUI	0	0	0	0	0
Misdemeanor Drug DUI	0	0	0	0	0
Bland County	0	0	0	0	0
Felony Drug DUI	0	0	0	0	0
Misdemeanor Drug DUI	0	0	0	0	0
Botetourt County	0	1	0	1	3
Felony Drug DUI	0	0	0	0	0
Misdemeanor Drug DUI	0	1	0	1	3

APPENDIX R: DUI Charges and Convictions in Virginia by Locality

General Drug-Related DUI Charges (§ 18.2-266)	2017	2018	2019	2020	2021
Bristol City	2	0	0	0	1
Felony Drug DUI	0	0	0	0	0
Misdemeanor Drug DUI	2	0	0	0	1
Brunswick County	0	0	0	0	1
Felony Drug DUI	0	0	0	0	0
Misdemeanor Drug DUI	0	0	0	0	1
Buchanan County	0	1	1	0	0
Felony Drug DUI	0	0	0	0	0
Misdemeanor Drug DUI	0	1	1	0	0
Buckingham County	0	0	0	0	0
Felony Drug DUI	0	0	0	0	0
Misdemeanor Drug DUI	0	0	0	0	0
Buena Vista City	2	0	0	0	2
Felony Drug DUI	0	0	0	0	0
Misdemeanor Drug DUI	2	0	0	0	2
Campbell County	0	0	0	0	3
Felony Drug DUI	0	0	0	0	0
Misdemeanor Drug DUI	0	0	0	0	3
Caroline County	0	1	1	1	0
Felony Drug DUI	0	0	0	0	0
Misdemeanor Drug DUI	0	1	1	1	0
Carroll County	0	0	0	0	6
Felony Drug DUI	0	0	0	0	0
Misdemeanor Drug DUI	0	0	0	0	6
Charles City County	0	0	0	0	0
Felony Drug DUI	0	0	0	0	0
Misdemeanor Drug DUI	0	0	0	0	0
Charlotte County	0	0	0	0	0
Felony Drug DUI	0	0	0	0	0
Misdemeanor Drug DUI	0	0	0	0	0
Charlottesville City	0	0	0	0	0
Felony Drug DUI	0	0	0	0	0
Misdemeanor Drug DUI	0	0	0	0	0
Chesapeake City	1	0	4	1	14
Felony Drug DUI	0	0	0	0	1
Misdemeanor Drug DUI	1	0	4	1	13
Chesterfield County	0	2	1	1	23
Felony Drug DUI	0	0	0	0	1
Misdemeanor Drug DUI	0	2	1	1	22
Clarke County	0	0	1	0	1
Felony Drug DUI	0	0	0	0	0
Misdemeanor Drug DUI	0	0	1	0	1
Clifton Forge City	0	0	0	0	0
Felony Drug DUI	0	0	0	0	0
Misdemeanor Drug DUI	0	0	0	0	0
Colonial Heights City	0	0	0	0	0
Felony Drug DUI	0	0	0	0	0
Misdemeanor Drug DUI	0	0	0	0	0

APPENDIX R: DUI Charges and Convictions in Virginia by Locality

General Drug-Related DUI Charges (§ 18.2-266)	2017	2018	2019	2020	2021
Covington City	0	0	0	0	0
Felony Drug DUI	0	0	0	0	0
Misdemeanor Drug DUI	0	0	0	0	0
Craig County	0	0	0	0	0
Felony Drug DUI	0	0	0	0	0
Misdemeanor Drug DUI	0	0	0	0	0
Culpeper County	1	1	1	2	7
Felony Drug DUI	0	0	1	0	0
Misdemeanor Drug DUI	1	1	0	2	7
Cumberland County	0	0	0	0	1
Felony Drug DUI	0	0	0	0	0
Misdemeanor Drug DUI	0	0	0	0	1
Danville City	0	1	0	0	0
Felony Drug DUI	0	0	0	0	0
Misdemeanor Drug DUI	0	1	0	0	0
Dickenson County	0	0	0	0	1
Felony Drug DUI	0	0	0	0	0
Misdemeanor Drug DUI	0	0	0	0	1
Dinwiddie County	0	0	0	0	0
Felony Drug DUI	0	0	0	0	0
Misdemeanor Drug DUI	0	0	0	0	0
Emporia City	0	0	0	0	0
Felony Drug DUI	0	0	0	0	0
Misdemeanor Drug DUI	0	0	0	0	0
Essex County	0	0	0	0	0
Felony Drug DUI	0	0	0	0	0
Misdemeanor Drug DUI	0	0	0	0	0
Fairfax County	2	2	0	0	2
Felony Drug DUI	1	1	0	0	1
Misdemeanor Drug DUI	1	1	0	0	1
Fairfax City	0	0	0	0	0
Felony Drug DUI	0	0	0	0	0
Misdemeanor Drug DUI	0	0	0	0	0
Falls Church City	0	0	0	0	0
Felony Drug DUI	0	0	0	0	0
Misdemeanor Drug DUI	0	0	0	0	0
Fauquier County	2	0	0	1	7
Felony Drug DUI	0	0	0	0	0
Misdemeanor Drug DUI	2	0	0	1	7
Floyd County	0	1	0	0	1
Felony Drug DUI	0	0	0	0	0
Misdemeanor Drug DUI	0	1	0	0	1
Fluvanna County	0	0	0	2	3
Felony Drug DUI	0	0	0	0	1
Misdemeanor Drug DUI	0	0	0	2	2
Franklin County	1	2	0	1	3
Felony Drug DUI	0	1	0	0	1
Misdemeanor Drug DUI	1	1	0	1	2

APPENDIX R: DUI Charges and Convictions in Virginia by Locality

General Drug-Related DUI Charges (§ 18.2-266)	2017	2018	2019	2020	2021
Franklin City	0	0	0	0	0
Felony Drug DUI	0	0	0	0	0
Misdemeanor Drug DUI	0	0	0	0	0
Frederick County	3	2	2	1	17
Felony Drug DUI	0	0	1	0	0
Misdemeanor Drug DUI	3	2	1	1	17
Fredericksburg City	3	7	4	2	13
Felony Drug DUI	2	4	4	1	0
Misdemeanor Drug DUI	1	3	0	1	13
Galax City	0	0	0	0	0
Felony Drug DUI	0	0	0	0	0
Misdemeanor Drug DUI	0	0	0	0	0
Giles County	0	0	0	0	1
Felony Drug DUI	0	0	0	0	0
Misdemeanor Drug DUI	0	0	0	0	1
Gloucester County	1	2	0	0	3
Felony Drug DUI	0	0	0	0	0
Misdemeanor Drug DUI	1	2	0	0	3
Goochland County	0	0	0	0	1
Felony Drug DUI	0	0	0	0	1
Misdemeanor Drug DUI	0	0	0	0	0
Grayson County	0	0	0	0	1
Felony Drug DUI	0	0	0	0	0
Misdemeanor Drug DUI	0	0	0	0	1
Greene County	0	0	0	0	0
Felony Drug DUI	0	0	0	0	0
Misdemeanor Drug DUI	0	0	0	0	0
Greensville County	0	0	0	1	0
Felony Drug DUI	0	0	0	0	0
Misdemeanor Drug DUI	0	0	0	1	0
Halifax County	0	0	0	0	2
Felony Drug DUI	0	0	0	0	0
Misdemeanor Drug DUI	0	0	0	0	2
Hampton City	0	0	0	0	5
Felony Drug DUI	0	0	0	0	0
Misdemeanor Drug DUI	0	0	0	0	5
Hanover County	2	4	0	7	9
Felony Drug DUI	0	0	0	0	0
Misdemeanor Drug DUI	2	4	0	7	9
Harrisonburg City	0	0	0	0	0
Felony Drug DUI	0	0	0	0	0
Misdemeanor Drug DUI	0	0	0	0	0
Henrico County	0	1	0	0	12
Felony Drug DUI	0	0	0	0	0
Misdemeanor Drug DUI	0	1	0	0	12
Henry County	0	0	0	0	0
Felony Drug DUI	0	0	0	0	0
Misdemeanor Drug DUI	0	0	0	0	0

APPENDIX R: DUI Charges and Convictions in Virginia by Locality

General Drug-Related DUI Charges (§ 18.2-266)	2017	2018	2019	2020	2021
Highland County	0	0	0	0	0
Felony Drug DUI	0	0	0	0	0
Misdemeanor Drug DUI	0	0	0	0	0
Hopewell City	0	0	0	0	3
Felony Drug DUI	0	0	0	0	0
Misdemeanor Drug DUI	0	0	0	0	3
Isle of Wight County	0	1	0	0	3
Felony Drug DUI	0	0	0	0	0
Misdemeanor Drug DUI	0	1	0	0	3
James City County	0	0	0	0	0
Felony Drug DUI	0	0	0	0	0
Misdemeanor Drug DUI	0	0	0	0	0
King George County	0	0	1	0	0
Felony Drug DUI	0	0	0	0	0
Misdemeanor Drug DUI	0	0	1	0	0
King William County	0	0	0	1	1
Felony Drug DUI	0	0	0	0	0
Misdemeanor Drug DUI	0	0	0	1	1
King and Queen County	0	0	0	0	0
Felony Drug DUI	0	0	0	0	0
Misdemeanor Drug DUI	0	0	0	0	0
Lancaster County	0	0	0	0	1
Felony Drug DUI	0	0	0	0	0
Misdemeanor Drug DUI	0	0	0	0	1
Lee County	6	11	3	3	2
Felony Drug DUI	0	0	0	0	0
Misdemeanor Drug DUI	6	11	3	3	2
Lexington City	0	0	0	0	0
Felony Drug DUI	0	0	0	0	0
Misdemeanor Drug DUI	0	0	0	0	0
Loudoun County	0	0	2	0	1
Felony Drug DUI	0	0	0	0	0
Misdemeanor Drug DUI	0	0	2	0	1
Louisa County	2	0	2	0	1
Felony Drug DUI	0	0	0	0	0
Misdemeanor Drug DUI	2	0	2	0	1
Lunenburg County	0	0	0	0	0
Felony Drug DUI	0	0	0	0	0
Misdemeanor Drug DUI	0	0	0	0	0
Lynchburg City	0	2	0	1	7
Felony Drug DUI	0	0	0	0	0
Misdemeanor Drug DUI	0	2	0	1	7
Madison County	0	0	0	0	0
Felony Drug DUI	0	0	0	0	0
Misdemeanor Drug DUI	0	0	0	0	0
Manassas City	0	0	0	0	0
Felony Drug DUI	0	0	0	0	0
Misdemeanor Drug DUI	0	0	0	0	0

APPENDIX R: DUI Charges and Convictions in Virginia by Locality

General Drug-Related DUI Charges (§ 18.2-266)	2017	2018	2019	2020	2021
Manassas Park City	0	0	0	0	0
Felony Drug DUI	0	0	0	0	0
Misdemeanor Drug DUI	0	0	0	0	0
Martinsville City	0	0	1	2	2
Felony Drug DUI	0	0	0	0	0
Misdemeanor Drug DUI	0	0	1	2	2
Mathews County	0	0	0	0	0
Felony Drug DUI	0	0	0	0	0
Misdemeanor Drug DUI	0	0	0	0	0
Mecklenburg County	0	1	0	0	1
Felony Drug DUI	0	0	0	0	0
Misdemeanor Drug DUI	0	1	0	0	1
Middlesex County	0	0	1	0	1
Felony Drug DUI	0	0	0	0	0
Misdemeanor Drug DUI	0	0	1	0	1
Montgomery County	0	1	0	2	3
Felony Drug DUI	0	1	0	0	1
Misdemeanor Drug DUI	0	0	0	2	2
Nelson County	0	0	0	0	0
Felony Drug DUI	0	0	0	0	0
Misdemeanor Drug DUI	0	0	0	0	0
New Kent County	0	0	1	0	1
Felony Drug DUI	0	0	0	0	0
Misdemeanor Drug DUI	0	0	1	0	1
Newport News City	0	0	0	0	5
Felony Drug DUI	0	0	0	0	0
Misdemeanor Drug DUI	0	0	0	0	5
Norfolk City	0	0	0	0	1
Felony Drug DUI	0	0	0	0	0
Misdemeanor Drug DUI	0	0	0	0	1
Northampton County	0	0	0	0	0
Felony Drug DUI	0	0	0	0	0
Misdemeanor Drug DUI	0	0	0	0	0
Northumberland County	0	1	0	0	0
Felony Drug DUI	0	0	0	0	0
Misdemeanor Drug DUI	0	1	0	0	0
Norton City	0	0	0	0	0
Felony Drug DUI	0	0	0	0	0
Misdemeanor Drug DUI	0	0	0	0	0
Nottoway County	0	0	0	0	0
Felony Drug DUI	0	0	0	0	0
Misdemeanor Drug DUI	0	0	0	0	0
Orange County	0	0	0	1	1
Felony Drug DUI	0	0	0	0	0
Misdemeanor Drug DUI	0	0	0	1	1
Page County	0	1	0	0	4
Felony Drug DUI	0	0	0	0	0
Misdemeanor Drug DUI	0	1	0	0	4

APPENDIX R: DUI Charges and Convictions in Virginia by Locality

General Drug-Related DUI Charges (§ 18.2-266)	2017	2018	2019	2020	2021
Patrick County	0	0	0	2	2
Felony Drug DUI	0	0	0	0	0
Misdemeanor Drug DUI	0	0	0	2	2
Petersburg City	0	0	0	0	0
Felony Drug DUI	0	0	0	0	0
Misdemeanor Drug DUI	0	0	0	0	0
Pittsylvania County	1	3	0	0	1
Felony Drug DUI	0	0	0	0	0
Misdemeanor Drug DUI	1	3	0	0	1
Poquoson City	0	0	0	0	0
Felony Drug DUI	0	0	0	0	0
Misdemeanor Drug DUI	0	0	0	0	0
Portsmouth City	1	0	0	0	0
Felony Drug DUI	0	0	0	0	0
Misdemeanor Drug DUI	1	0	0	0	0
Powhatan County	0	0	0	0	1
Felony Drug DUI	0	0	0	0	0
Misdemeanor Drug DUI	0	0	0	0	1
Prince Edward County	1	0	0	1	0
Felony Drug DUI	0	0	0	0	0
Misdemeanor Drug DUI	1	0	0	1	0
Prince George County	0	0	0	0	2
Felony Drug DUI	0	0	0	0	0
Misdemeanor Drug DUI	0	0	0	0	2
Prince William County	3	0	1	0	1
Felony Drug DUI	0	0	0	0	0
Misdemeanor Drug DUI	3	0	1	0	1
Pulaski County	0	0	0	0	5
Felony Drug DUI	0	0	0	0	1
Misdemeanor Drug DUI	0	0	0	0	4
Radford City	0	0	0	0	0
Felony Drug DUI	0	0	0	0	0
Misdemeanor Drug DUI	0	0	0	0	0
Rappahannock County	0	0	0	0	0
Felony Drug DUI	0	0	0	0	0
Misdemeanor Drug DUI	0	0	0	0	0
Richmond County	0	0	1	0	0
Felony Drug DUI	0	0	1	0	0
Misdemeanor Drug DUI	0	0	0	0	0
Richmond City	1	0	0	0	0
Felony Drug DUI	0	0	0	0	0
Misdemeanor Drug DUI	1	0	0	0	0
Roanoke County	0	0	0	0	9
Felony Drug DUI	0	0	0	0	0
Misdemeanor Drug DUI	0	0	0	0	9
Roanoke City	0	0	2	0	0
Felony Drug DUI	0	0	0	0	0
Misdemeanor Drug DUI	0	0	2	0	0

APPENDIX R: DUI Charges and Convictions in Virginia by Locality

General Drug-Related DUI Charges (§ 18.2-266)	2017	2018	2019	2020	2021
Rockbridge County	0	0	0	0	3
Felony Drug DUI	0	0	0	0	0
Misdemeanor Drug DUI	0	0	0	0	3
Rockingham County	0	0	0	0	5
Felony Drug DUI	0	0	0	0	0
Misdemeanor Drug DUI	0	0	0	0	5
Russell County	4	3	1	0	3
Felony Drug DUI	0	0	0	0	0
Misdemeanor Drug DUI	4	3	1	0	3
Salem City	0	0	0	0	0
Felony Drug DUI	0	0	0	0	0
Misdemeanor Drug DUI	0	0	0	0	0
Scott County	1	0	0	0	5
Felony Drug DUI	1	0	0	0	1
Misdemeanor Drug DUI	0	0	0	0	4
Shenandoah County	0	0	0	0	1
Felony Drug DUI	0	0	0	0	0
Misdemeanor Drug DUI	0	0	0	0	1
Smyth County	1	1	0	0	1
Felony Drug DUI	0	0	0	0	0
Misdemeanor Drug DUI	1	1	0	0	1
South Boston City	0	0	0	0	0
Felony Drug DUI	0	0	0	0	0
Misdemeanor Drug DUI	0	0	0	0	0
Southampton County	0	0	0	0	0
Felony Drug DUI	0	0	0	0	0
Misdemeanor Drug DUI	0	0	0	0	0
Spotsylvania County	0	1	4	5	6
Felony Drug DUI	0	1	2	0	0
Misdemeanor Drug DUI	0	0	2	5	6
Stafford County	1	1	0	0	6
Felony Drug DUI	0	1	0	0	0
Misdemeanor Drug DUI	1	0	0	0	6
Staunton City	0	1	0	0	0
Felony Drug DUI	0	0	0	0	0
Misdemeanor Drug DUI	0	1	0	0	0
Suffolk City	0	0	0	0	5
Felony Drug DUI	0	0	0	0	0
Misdemeanor Drug DUI	0	0	0	0	5
Surry County	0	0	0	0	0
Felony Drug DUI	0	0	0	0	0
Misdemeanor Drug DUI	0	0	0	0	0
Sussex County	1	0	0	0	1
Felony Drug DUI	1	0	0	0	0
Misdemeanor Drug DUI	0	0	0	0	1
Tazewell County	1	0	2	0	2
Felony Drug DUI	0	0	0	0	0
Misdemeanor Drug DUI	1	0	2	0	2

APPENDIX R: DUI Charges and Convictions in Virginia by Locality

General Drug-Related DUI Charges (§ 18.2-266)	2017	2018	2019	2020	2021
Virginia Beach City	1	3	0	0	9
Felony Drug DUI	0	0	0	0	0
Misdemeanor Drug DUI	1	3	0	0	9
Warren County	1	1	1	0	3
Felony Drug DUI	0	0	0	0	1
Misdemeanor Drug DUI	1	1	1	0	2
Washington County	2	0	2	1	1
Felony Drug DUI	0	0	0	0	0
Misdemeanor Drug DUI	2	0	2	1	1
Waynesboro City	0	0	0	0	0
Felony Drug DUI	0	0	0	0	0
Misdemeanor Drug DUI	0	0	0	0	0
Westmoreland County	0	0	0	0	0
Felony Drug DUI	0	0	0	0	0
Misdemeanor Drug DUI	0	0	0	0	0
Williamsburg City	0	0	0	0	5
Felony Drug DUI	0	0	0	0	0
Misdemeanor Drug DUI	0	0	0	0	5
Winchester City	0	1	0	0	0
Felony Drug DUI	0	0	0	0	0
Misdemeanor Drug DUI	0	1	0	0	0
Wise County	1	0	1	0	2
Felony Drug DUI	0	0	0	0	0
Misdemeanor Drug DUI	1	0	1	0	2
Wythe County	5	6	0	0	1
Felony Drug DUI	0	0	0	0	0
Misdemeanor Drug DUI	5	6	0	0	1
York County	0	0	1	0	2
Felony Drug DUI	0	0	0	0	0
Misdemeanor Drug DUI	0	0	1	0	2
GENERAL DISTRICT COURT CHARGES					
§ 18.2-266 Statewide Total	247	200	156	385	1,512
Felony Drug DUI	0	6	4	5	14
Misdemeanor Drug DUI	247	194	152	380	1,498
Accomack County	1	1	0	0	1
Felony Drug DUI	0	0	0	0	0
Misdemeanor Drug DUI	1	1	0	0	1
Albemarle County	2	1	0	1	4
Felony Drug DUI	0	0	0	0	0
Misdemeanor Drug DUI	2	1	0	1	4
Alexandria City	0	1	0	3	8
Felony Drug DUI	0	0	0	0	0
Misdemeanor Drug DUI	0	1	0	3	8
Alleghany County	0	2	1	4	9
Felony Drug DUI	0	0	0	0	0
Misdemeanor Drug DUI	0	2	1	4	9
Amelia County	0	0	0	0	0
Felony Drug DUI	0	0	0	0	0
Misdemeanor Drug DUI	0	0	0	0	0

APPENDIX R: DUI Charges and Convictions in Virginia by Locality

General Drug-Related DUI Charges (§ 18.2-266)	2017	2018	2019	2020	2021
Amherst County	0	0	0	3	5
Felony Drug DUI	0	0	0	0	0
Misdemeanor Drug DUI	0	0	0	3	5
Appomattox County	1	1	0	0	0
Felony Drug DUI	0	1	0	0	0
Misdemeanor Drug DUI	1	0	0	0	0
Arlington County	0	0	0	2	11
Felony Drug DUI	0	0	0	0	1
Misdemeanor Drug DUI	0	0	0	2	10
Augusta County	0	2	0	2	7
Felony Drug DUI	0	0	0	0	0
Misdemeanor Drug DUI	0	2	0	2	7
Bath County	1	0	0	1	1
Felony Drug DUI	0	0	0	0	0
Misdemeanor Drug DUI	1	0	0	1	1
Bedford County	2	0	3	1	9
Felony Drug DUI	0	0	0	0	0
Misdemeanor Drug DUI	2	0	3	1	9
Bedford City	0	0	0	0	0
Felony Drug DUI	0	0	0	0	0
Misdemeanor Drug DUI	0	0	0	0	0
Bland County	0	0	0	0	2
Felony Drug DUI	0	0	0	0	0
Misdemeanor Drug DUI	0	0	0	0	2
Botetourt County	0	6	3	4	10
Felony Drug DUI	0	0	0	0	0
Misdemeanor Drug DUI	0	6	3	4	10
Bristol City	0	0	0	0	4
Felony Drug DUI	0	0	0	0	0
Misdemeanor Drug DUI	0	0	0	0	4
Brunswick County	0	0	0	1	1
Felony Drug DUI	0	0	0	0	0
Misdemeanor Drug DUI	0	0	0	1	1
Buchanan County	5	6	11	7	21
Felony Drug DUI	0	0	0	0	0
Misdemeanor Drug DUI	5	6	11	7	21
Buckingham County	0	0	0	1	0
Felony Drug DUI	0	0	0	0	0
Misdemeanor Drug DUI	0	0	0	1	0
Buena Vista City	0	0	0	1	2
Felony Drug DUI	0	0	0	0	0
Misdemeanor Drug DUI	0	0	0	1	2
Campbell County	0	0	0	3	3
Felony Drug DUI	0	0	0	0	0
Misdemeanor Drug DUI	0	0	0	3	3

APPENDIX R: DUI Charges and Convictions in Virginia by Locality

General Drug-Related DUI Charges (§ 18.2-266)	2017	2018	2019	2020	2021
Caroline County	0	1	2	1	3
Felony Drug DUI	0	0	0	0	0
Misdemeanor Drug DUI	0	1	2	1	3
Carroll County	0	0	0	6	6
Felony Drug DUI	0	0	0	0	0
Misdemeanor Drug DUI	0	0	0	6	6
Charles City County	0	0	0	0	2
Felony Drug DUI	0	0	0	0	0
Misdemeanor Drug DUI	0	0	0	0	2
Charlotte County	0	0	0	0	2
Felony Drug DUI	0	0	0	0	0
Misdemeanor Drug DUI	0	0	0	0	2
Charlottesville City	0	0	0	1	4
Felony Drug DUI	0	0	0	0	0
Misdemeanor Drug DUI	0	0	0	1	4
Chesapeake City	1	1	1	12	65
Felony Drug DUI	0	0	0	0	1
Misdemeanor Drug DUI	1	1	1	12	64
Chesterfield County	9	8	12	31	152
Felony Drug DUI	0	0	0	1	3
Misdemeanor Drug DUI	9	8	12	30	149
Clarke County	0	0	0	1	4
Felony Drug DUI	0	0	0	0	0
Misdemeanor Drug DUI	0	0	0	1	4
Clifton Forge City	0	0	0	0	0
Felony Drug DUI	0	0	0	0	0
Misdemeanor Drug DUI	0	0	0	0	0
Colonial Heights City	1	0	0	0	4
Felony Drug DUI	0	0	0	0	0
Misdemeanor Drug DUI	1	0	0	0	4
Covington City	0	0	0	0	0
Felony Drug DUI	0	0	0	0	0
Misdemeanor Drug DUI	0	0	0	0	0
Craig County	0	0	0	0	0
Felony Drug DUI	0	0	0	0	0
Misdemeanor Drug DUI	0	0	0	0	0
Culpeper County	0	0	0	4	19
Felony Drug DUI	0	0	0	0	0
Misdemeanor Drug DUI	0	0	0	4	19
Cumberland County	0	0	0	1	2
Felony Drug DUI	0	0	0	0	0
Misdemeanor Drug DUI	0	0	0	1	2
Danville City	3	5	7	9	5
Felony Drug DUI	0	0	0	0	0
Misdemeanor Drug DUI	3	5	7	9	5
Dickenson County	0	1	0	0	2
Felony Drug DUI	0	0	0	0	0
Misdemeanor Drug DUI	0	1	0	0	2

APPENDIX R: DUI Charges and Convictions in Virginia by Locality

General Drug-Related DUI Charges (§ 18.2-266)	2017	2018	2019	2020	2021
Dinwiddie County	0	0	0	1	0
Felony Drug DUI	0	0	0	0	0
Misdemeanor Drug DUI	0	0	0	1	0
Emporia City	0	0	0	0	0
Felony Drug DUI	0	0	0	0	0
Misdemeanor Drug DUI	0	0	0	0	0
Essex County	0	0	0	0	2
Felony Drug DUI	0	0	0	0	0
Misdemeanor Drug DUI	0	0	0	0	2
Fairfax County	3	6	2	19	79
Felony Drug DUI	0	1	0	0	1
Misdemeanor Drug DUI	3	5	2	19	78
Fairfax City	0	0	0	0	2
Felony Drug DUI	0	0	0	0	0
Misdemeanor Drug DUI	0	0	0	0	2
Falls Church City	0	0	0	0	1
Felony Drug DUI	0	0	0	0	0
Misdemeanor Drug DUI	0	0	0	0	1
Fauquier County	0	0	0	6	37
Felony Drug DUI	0	0	0	0	1
Misdemeanor Drug DUI	0	0	0	6	36
Floyd County	0	0	0	1	4
Felony Drug DUI	0	0	0	0	0
Misdemeanor Drug DUI	0	0	0	1	4
Fluvanna County	0	0	0	3	3
Felony Drug DUI	0	0	0	0	0
Misdemeanor Drug DUI	0	0	0	3	3
Franklin County	3	0	2	0	8
Felony Drug DUI	0	0	0	0	0
Misdemeanor Drug DUI	3	0	2	0	8
Franklin City	0	0	0	0	6
Felony Drug DUI	0	0	0	0	0
Misdemeanor Drug DUI	0	0	0	0	6
Frederick County	12	6	11	12	45
Felony Drug DUI	0	0	0	0	1
Misdemeanor Drug DUI	12	6	11	12	44
Fredericksburg City	0	0	0	4	16
Felony Drug DUI	0	0	0	1	0
Misdemeanor Drug DUI	0	0	0	3	16
Galax City	0	0	0	3	10
Felony Drug DUI	0	0	0	0	0
Misdemeanor Drug DUI	0	0	0	3	10
Giles County	1	3	0	0	5
Felony Drug DUI	0	0	0	0	0
Misdemeanor Drug DUI	1	3	0	0	5
Gloucester County	1	1	0	3	12
Felony Drug DUI	0	0	0	0	0
Misdemeanor Drug DUI	1	1	0	3	12

APPENDIX R: DUI Charges and Convictions in Virginia by Locality

General Drug-Related DUI Charges (§ 18.2-266)	2017	2018	2019	2020	2021
Goochland County	0	0	0	1	3
Felony Drug DUI	0	0	0	0	0
Misdemeanor Drug DUI	0	0	0	1	3
Grayson County	0	1	1	4	5
Felony Drug DUI	0	0	0	0	1
Misdemeanor Drug DUI	0	1	1	4	4
Greene County	0	0	0	0	2
Felony Drug DUI	0	0	0	0	0
Misdemeanor Drug DUI	0	0	0	0	2
Greensville County	0	0	1	1	2
Felony Drug DUI	0	0	0	0	0
Misdemeanor Drug DUI	0	0	1	1	2
Halifax County	0	0	0	1	2
Felony Drug DUI	0	0	0	0	0
Misdemeanor Drug DUI	0	0	0	1	2
Hampton City	0	2	0	0	9
Felony Drug DUI	0	0	0	0	0
Misdemeanor Drug DUI	0	2	0	0	9
Hanover County	3	3	4	16	32
Felony Drug DUI	0	0	0	0	0
Misdemeanor Drug DUI	3	3	4	16	32
Harrisonburg City	0	0	0	0	0
Felony Drug DUI	0	0	0	0	0
Misdemeanor Drug DUI	0	0	0	0	0
Henrico County	2	2	0	19	57
Felony Drug DUI	0	0	0	0	0
Misdemeanor Drug DUI	2	2	0	19	57
Henry County	1	0	0	4	4
Felony Drug DUI	0	0	0	0	0
Misdemeanor Drug DUI	1	0	0	4	4
Highland County	0	0	0	0	0
Felony Drug DUI	0	0	0	0	0
Misdemeanor Drug DUI	0	0	0	0	0
Hopewell City	0	0	0	0	6
Felony Drug DUI	0	0	0	0	0
Misdemeanor Drug DUI	0	0	0	0	6
Isle of Wight County	1	0	1	3	13
Felony Drug DUI	0	0	0	0	0
Misdemeanor Drug DUI	1	0	1	3	13
James City County	0	0	0	0	0
Felony Drug DUI	0	0	0	0	0
Misdemeanor Drug DUI	0	0	0	0	0
King George County	0	0	1	0	2
Felony Drug DUI	0	0	0	0	0
Misdemeanor Drug DUI	0	0	1	0	2
King William County	1	0	1	1	5
Felony Drug DUI	0	0	0	0	0
Misdemeanor Drug DUI	1	0	1	1	5

APPENDIX R: DUI Charges and Convictions in Virginia by Locality

General Drug-Related DUI Charges (§ 18.2-266)	2017	2018	2019	2020	2021
King and Queen County	0	0	0	1	0
Felony Drug DUI	0	0	0	0	0
Misdemeanor Drug DUI	0	0	0	1	0
Lancaster County	1	0	0	1	1
Felony Drug DUI	0	0	0	0	0
Misdemeanor Drug DUI	1	0	0	1	1
Lee County	19	22	18	5	6
Felony Drug DUI	0	0	0	0	0
Misdemeanor Drug DUI	19	22	18	5	6
Lexington City	0	0	0	0	0
Felony Drug DUI	0	0	0	0	0
Misdemeanor Drug DUI	0	0	0	0	0
Loudoun County	2	0	1	2	24
Felony Drug DUI	0	0	0	0	1
Misdemeanor Drug DUI	2	0	1	2	23
Louisa County	1	2	4	3	7
Felony Drug DUI	0	0	0	0	0
Misdemeanor Drug DUI	1	2	4	3	7
Lunenburg County	1	0	0	2	1
Felony Drug DUI	0	0	0	0	0
Misdemeanor Drug DUI	1	0	0	2	1
Lynchburg City	0	2	0	11	26
Felony Drug DUI	0	1	0	0	0
Misdemeanor Drug DUI	0	1	0	11	26
Madison County	0	0	0	0	2
Felony Drug DUI	0	0	0	0	0
Misdemeanor Drug DUI	0	0	0	0	2
Manassas City	0	0	0	0	0
Felony Drug DUI	0	0	0	0	0
Misdemeanor Drug DUI	0	0	0	0	0
Manassas Park City	0	0	0	0	0
Felony Drug DUI	0	0	0	0	0
Misdemeanor Drug DUI	0	0	0	0	0
Martinsville City	0	0	0	1	13
Felony Drug DUI	0	0	0	0	0
Misdemeanor Drug DUI	0	0	0	1	13
Mathews County	0	0	0	0	0
Felony Drug DUI	0	0	0	0	0
Misdemeanor Drug DUI	0	0	0	0	0
Mecklenburg County	1	0	0	0	3
Felony Drug DUI	0	0	0	0	0
Misdemeanor Drug DUI	1	0	0	0	3
Middlesex County	0	0	0	0	2
Felony Drug DUI	0	0	0	0	0
Misdemeanor Drug DUI	0	0	0	0	2
Montgomery County	0	2	0	5	29
Felony Drug DUI	0	0	0	0	1
Misdemeanor Drug DUI	0	2	0	5	28

APPENDIX R: DUI Charges and Convictions in Virginia by Locality

General Drug-Related DUI Charges (§ 18.2-266)	2017	2018	2019	2020	2021
Nelson County	0	0	0	0	0
Felony Drug DUI	0	0	0	0	0
Misdemeanor Drug DUI	0	0	0	0	0
New Kent County	0	0	0	2	9
Felony Drug DUI	0	0	0	0	0
Misdemeanor Drug DUI	0	0	0	2	9
Newport News City	0	0	2	8	25
Felony Drug DUI	0	0	0	0	0
Misdemeanor Drug DUI	0	0	2	8	25
Norfolk City	0	0	1	3	3
Felony Drug DUI	0	0	0	0	0
Misdemeanor Drug DUI	0	0	1	3	3
Northampton County	0	1	0	0	2
Felony Drug DUI	0	0	0	0	0
Misdemeanor Drug DUI	0	1	0	0	2
Northumberland County	1	1	0	0	2
Felony Drug DUI	0	0	0	0	0
Misdemeanor Drug DUI	1	1	0	0	2
Norton City	0	0	0	0	0
Felony Drug DUI	0	0	0	0	0
Misdemeanor Drug DUI	0	0	0	0	0
Nottoway County	0	0	0	1	0
Felony Drug DUI	0	0	0	0	0
Misdemeanor Drug DUI	0	0	0	1	0
Orange County	0	0	0	1	5
Felony Drug DUI	0	0	0	0	0
Misdemeanor Drug DUI	0	0	0	1	5
Page County	1	1	1	2	11
Felony Drug DUI	0	0	0	0	0
Misdemeanor Drug DUI	1	1	1	2	11
Patrick County	0	0	0	1	1
Felony Drug DUI	0	0	0	0	0
Misdemeanor Drug DUI	0	0	0	1	1
Petersburg City	0	0	0	1	4
Felony Drug DUI	0	0	0	0	0
Misdemeanor Drug DUI	0	0	0	1	4
Pittsylvania County	0	1	0	2	1
Felony Drug DUI	0	0	0	0	0
Misdemeanor Drug DUI	0	1	0	2	1
Poquoson City	0	0	0	0	0
Felony Drug DUI	0	0	0	0	0
Misdemeanor Drug DUI	0	0	0	0	0
Portsmouth City	0	0	2	0	7
Felony Drug DUI	0	0	0	0	0
Misdemeanor Drug DUI	0	0	2	0	7
Powhatan County	3	0	0	2	5
Felony Drug DUI	0	0	0	0	0
Misdemeanor Drug DUI	3	0	0	2	5

APPENDIX R: DUI Charges and Convictions in Virginia by Locality

General Drug-Related DUI Charges (§ 18.2-266)	2017	2018	2019	2020	2021
Prince Edward County	2	0	1	0	3
Felony Drug DUI	0	0	0	0	0
Misdemeanor Drug DUI	2	0	1	0	3
Prince George County	0	1	0	0	9
Felony Drug DUI	0	0	0	0	0
Misdemeanor Drug DUI	0	1	0	0	9
Prince William County	4	6	6	26	96
Felony Drug DUI	0	1	0	1	0
Misdemeanor Drug DUI	4	5	6	25	96
Pulaski County	17	23	13	5	14
Felony Drug DUI	0	0	0	0	0
Misdemeanor Drug DUI	17	23	13	5	14
Radford City	0	0	0	0	11
Felony Drug DUI	0	0	0	0	1
Misdemeanor Drug DUI	0	0	0	0	10
Rappahannock County	0	1	0	0	7
Felony Drug DUI	0	0	0	0	0
Misdemeanor Drug DUI	0	1	0	0	7
Richmond County	0	0	1	0	0
Felony Drug DUI	0	0	1	0	0
Misdemeanor Drug DUI	0	0	0	0	0
Richmond City	4	4	2	5	9
Felony Drug DUI	0	1	0	1	0
Misdemeanor Drug DUI	4	3	2	4	9
Roanoke County	1	3	2	9	28
Felony Drug DUI	0	0	0	0	0
Misdemeanor Drug DUI	1	3	2	9	28
Roanoke City	2	2	0	5	6
Felony Drug DUI	0	0	0	1	0
Misdemeanor Drug DUI	2	2	0	4	6
Rockbridge County	1	1	0	0	6
Felony Drug DUI	0	0	0	0	0
Misdemeanor Drug DUI	1	1	0	0	6
Rockingham County	0	0	0	2	16
Felony Drug DUI	0	0	0	0	0
Misdemeanor Drug DUI	0	0	0	2	16
Russell County	16	13	1	2	8
Felony Drug DUI	0	0	0	0	0
Misdemeanor Drug DUI	16	13	1	2	8
Salem City	0	0	0	2	10
Felony Drug DUI	0	0	0	0	0
Misdemeanor Drug DUI	0	0	0	2	10
Scott County	1	0	2	5	15
Felony Drug DUI	0	0	0	0	0
Misdemeanor Drug DUI	1	0	2	5	15
Shenandoah County	0	0	0	5	14
Felony Drug DUI	0	0	0	0	0
Misdemeanor Drug DUI	0	0	0	5	14

APPENDIX R: DUI Charges and Convictions in Virginia by Locality

General Drug-Related DUI Charges (§ 18.2-266)	2017	2018	2019	2020	2021
Smyth County	0	0	0	3	2
Felony Drug DUI	0	0	0	0	0
Misdemeanor Drug DUI	0	0	0	3	2
South Boston City	0	0	0	0	0
Felony Drug DUI	0	0	0	0	0
Misdemeanor Drug DUI	0	0	0	0	0
Southampton County	0	0	0	0	4
Felony Drug DUI	0	0	0	0	0
Misdemeanor Drug DUI	0	0	0	0	4
Spotsylvania County	7	1	1	5	26
Felony Drug DUI	0	0	0	0	0
Misdemeanor Drug DUI	7	1	1	5	26
Stafford County	1	0	1	3	27
Felony Drug DUI	0	0	1	0	0
Misdemeanor Drug DUI	1	0	0	3	27
Staunton City	0	0	0	0	0
Felony Drug DUI	0	0	0	0	0
Misdemeanor Drug DUI	0	0	0	0	0
Suffolk City	0	0	0	8	45
Felony Drug DUI	0	0	0	0	1
Misdemeanor Drug DUI	0	0	0	8	44
Surry County	0	0	0	1	1
Felony Drug DUI	0	0	0	0	0
Misdemeanor Drug DUI	0	0	0	1	1
Sussex County	0	0	0	1	1
Felony Drug DUI	0	0	0	0	0
Misdemeanor Drug DUI	0	0	0	1	1
Tazewell County	49	29	22	9	36
Felony Drug DUI	0	1	1	0	0
Misdemeanor Drug DUI	49	28	21	9	36
Virginia Beach City	18	5	1	11	65
Felony Drug DUI	0	0	1	0	1
Misdemeanor Drug DUI	18	5	0	11	64
Warren County	0	1	1	4	28
Felony Drug DUI	0	0	0	0	0
Misdemeanor Drug DUI	0	1	1	4	28
Washington County	6	8	5	4	18
Felony Drug DUI	0	0	0	0	0
Misdemeanor Drug DUI	6	8	5	4	18
Waynesboro City	1	0	0	0	1
Felony Drug DUI	0	0	0	0	0
Misdemeanor Drug DUI	1	0	0	0	1
Westmoreland County	0	0	0	0	5
Felony Drug DUI	0	0	0	0	0
Misdemeanor Drug DUI	0	0	0	0	5
Williamsburg City	0	0	1	2	12
Felony Drug DUI	0	0	0	0	0
Misdemeanor Drug DUI	0	0	1	2	12

APPENDIX R: DUI Charges and Convictions in Virginia by Locality

General Drug-Related DUI Charges (§ 18.2-266)	2017	2018	2019	2020	2021
Winchester City	7	3	1	2	15
Felony Drug DUI	0	0	0	0	0
Misdemeanor Drug DUI	7	3	1	2	15
Wise County	1	1	0	6	30
Felony Drug DUI	0	0	0	0	0
Misdemeanor Drug DUI	1	1	0	6	30
Wythe County	24	5	0	2	6
Felony Drug DUI	0	0	0	0	0
Misdemeanor Drug DUI	24	5	0	2	6
York County	1	1	2	2	9
Felony Drug DUI	0	0	0	0	0
Misdemeanor Drug DUI	1	1	2	2	9
JDR DISTRICT COURT CHARGES					
§ 18.2-266 Statewide Total	3	18	16	17	15
Felony Drug DUI	0	0	0	1	0
Misdemeanor Drug DUI	3	18	16	16	15
Accomack County	0	0	0	0	0
Felony Drug DUI	0	0	0	0	0
Misdemeanor Drug DUI	0	0	0	0	0
Albemarle County	0	0	0	0	0
Felony Drug DUI	0	0	0	0	0
Misdemeanor Drug DUI	0	0	0	0	0
Alexandria City	0	0	0	0	0
Felony Drug DUI	0	0	0	0	0
Misdemeanor Drug DUI	0	0	0	0	0
Alleghany County	0	0	0	0	0
Felony Drug DUI	0	0	0	0	0
Misdemeanor Drug DUI	0	0	0	0	0
Amelia County	0	0	0	0	0
Felony Drug DUI	0	0	0	0	0
Misdemeanor Drug DUI	0	0	0	0	0
Amherst County	0	0	0	0	0
Felony Drug DUI	0	0	0	0	0
Misdemeanor Drug DUI	0	0	0	0	0
Appomattox County	0	0	0	0	0
Felony Drug DUI	0	0	0	0	0
Misdemeanor Drug DUI	0	0	0	0	0
Arlington County	0	0	0	0	0
Felony Drug DUI	0	0	0	0	0
Misdemeanor Drug DUI	0	0	0	0	0
Augusta County	0	0	0	0	0
Felony Drug DUI	0	0	0	0	0
Misdemeanor Drug DUI	0	0	0	0	0
Bath County	0	0	0	0	0
Felony Drug DUI	0	0	0	0	0
Misdemeanor Drug DUI	0	0	0	0	0
Bedford County	0	0	0	0	0
Felony Drug DUI	0	0	0	0	0
Misdemeanor Drug DUI	0	0	0	0	0

APPENDIX R: DUI Charges and Convictions in Virginia by Locality

General Drug-Related DUI Charges (§ 18.2-266)	2017	2018	2019	2020	2021
Bedford City	0	0	0	0	0
Felony Drug DUI	0	0	0	0	0
Misdemeanor Drug DUI	0	0	0	0	0
Bland County	0	0	0	0	0
Felony Drug DUI	0	0	0	0	0
Misdemeanor Drug DUI	0	0	0	0	0
Botetourt County	0	0	0	0	0
Felony Drug DUI	0	0	0	0	0
Misdemeanor Drug DUI	0	0	0	0	0
Bristol City	0	0	1	0	2
Felony Drug DUI	0	0	0	0	0
Misdemeanor Drug DUI	0	0	1	0	2
Brunswick County	0	0	0	0	0
Felony Drug DUI	0	0	0	0	0
Misdemeanor Drug DUI	0	0	0	0	0
Buchanan County	0	0	0	0	0
Felony Drug DUI	0	0	0	0	0
Misdemeanor Drug DUI	0	0	0	0	0
Buckingham County	0	0	0	0	0
Felony Drug DUI	0	0	0	0	0
Misdemeanor Drug DUI	0	0	0	0	0
Buena Vista City	0	0	0	0	0
Felony Drug DUI	0	0	0	0	0
Misdemeanor Drug DUI	0	0	0	0	0
Campbell County	0	0	0	0	0
Felony Drug DUI	0	0	0	0	0
Misdemeanor Drug DUI	0	0	0	0	0
Caroline County	0	0	0	0	0
Felony Drug DUI	0	0	0	0	0
Misdemeanor Drug DUI	0	0	0	0	0
Carroll County	0	0	0	0	0
Felony Drug DUI	0	0	0	0	0
Misdemeanor Drug DUI	0	0	0	0	0
Charles City County	0	0	0	0	0
Felony Drug DUI	0	0	0	0	0
Misdemeanor Drug DUI	0	0	0	0	0
Charlotte County	0	0	0	0	0
Felony Drug DUI	0	0	0	0	0
Misdemeanor Drug DUI	0	0	0	0	0
Charlottesville City	0	0	0	0	0
Felony Drug DUI	0	0	0	0	0
Misdemeanor Drug DUI	0	0	0	0	0
Chesapeake City	0	0	0	0	0
Felony Drug DUI	0	0	0	0	0
Misdemeanor Drug DUI	0	0	0	0	0

APPENDIX R: DUI Charges and Convictions in Virginia by Locality

General Drug-Related DUI Charges (§ 18.2-266)	2017	2018	2019	2020	2021
Chesterfield County	0	0	0	0	0
Felony Drug DUI	0	0	0	0	0
Misdemeanor Drug DUI	0	0	0	0	0
Clarke County	0	0	0	0	0
Felony Drug DUI	0	0	0	0	0
Misdemeanor Drug DUI	0	0	0	0	0
Clifton Forge City	0	0	0	0	0
Felony Drug DUI	0	0	0	0	0
Misdemeanor Drug DUI	0	0	0	0	0
Colonial Heights City	0	0	0	0	0
Felony Drug DUI	0	0	0	0	0
Misdemeanor Drug DUI	0	0	0	0	0
Covington City	0	0	0	0	0
Felony Drug DUI	0	0	0	0	0
Misdemeanor Drug DUI	0	0	0	0	0
Craig County	0	0	0	0	0
Felony Drug DUI	0	0	0	0	0
Misdemeanor Drug DUI	0	0	0	0	0
Culpeper County	0	0	0	0	0
Felony Drug DUI	0	0	0	0	0
Misdemeanor Drug DUI	0	0	0	0	0
Cumberland County	0	0	0	0	0
Felony Drug DUI	0	0	0	0	0
Misdemeanor Drug DUI	0	0	0	0	0
Danville City	0	0	0	0	0
Felony Drug DUI	0	0	0	0	0
Misdemeanor Drug DUI	0	0	0	0	0
Dickenson County	0	0	0	0	0
Felony Drug DUI	0	0	0	0	0
Misdemeanor Drug DUI	0	0	0	0	0
Dinwiddie County	0	0	0	0	0
Felony Drug DUI	0	0	0	0	0
Misdemeanor Drug DUI	0	0	0	0	0
Emporia City	0	0	0	0	0
Felony Drug DUI	0	0	0	0	0
Misdemeanor Drug DUI	0	0	0	0	0
Essex County	0	0	0	0	0
Felony Drug DUI	0	0	0	0	0
Misdemeanor Drug DUI	0	0	0	0	0
Fairfax County	0	0	0	0	0
Felony Drug DUI	0	0	0	0	0
Misdemeanor Drug DUI	0	0	0	0	0
Fairfax City	0	0	0	0	0
Felony Drug DUI	0	0	0	0	0
Misdemeanor Drug DUI	0	0	0	0	0
Falls Church City	0	0	0	0	0
Felony Drug DUI	0	0	0	0	0
Misdemeanor Drug DUI	0	0	0	0	0

APPENDIX R: DUI Charges and Convictions in Virginia by Locality

General Drug-Related DUI Charges (§ 18.2-266)	2017	2018	2019	2020	2021
Fauquier County	0	0	0	0	0
Felony Drug DUI	0	0	0	0	0
Misdemeanor Drug DUI	0	0	0	0	0
Floyd County	0	0	0	0	0
Felony Drug DUI	0	0	0	0	0
Misdemeanor Drug DUI	0	0	0	0	0
Fluvanna County	0	0	0	0	0
Felony Drug DUI	0	0	0	0	0
Misdemeanor Drug DUI	0	0	0	0	0
Franklin County	1	0	0	0	0
Felony Drug DUI	0	0	0	0	0
Misdemeanor Drug DUI	1	0	0	0	0
Franklin City	0	0	0	0	0
Felony Drug DUI	0	0	0	0	0
Misdemeanor Drug DUI	0	0	0	0	0
Frederick County	0	0	0	0	1
Felony Drug DUI	0	0	0	0	0
Misdemeanor Drug DUI	0	0	0	0	1
Fredericksburg City	0	0	0	0	0
Felony Drug DUI	0	0	0	0	0
Misdemeanor Drug DUI	0	0	0	0	0
Galax City	0	0	0	0	0
Felony Drug DUI	0	0	0	0	0
Misdemeanor Drug DUI	0	0	0	0	0
Giles County	0	0	0	0	0
Felony Drug DUI	0	0	0	0	0
Misdemeanor Drug DUI	0	0	0	0	0
Gloucester County	0	2	0	0	0
Felony Drug DUI	0	0	0	0	0
Misdemeanor Drug DUI	0	2	0	0	0
Goochland County	0	0	0	0	0
Felony Drug DUI	0	0	0	0	0
Misdemeanor Drug DUI	0	0	0	0	0
Grayson County	0	0	0	0	0
Felony Drug DUI	0	0	0	0	0
Misdemeanor Drug DUI	0	0	0	0	0
Greene County	0	0	0	0	0
Felony Drug DUI	0	0	0	0	0
Misdemeanor Drug DUI	0	0	0	0	0
Greensville County	0	0	0	0	0
Felony Drug DUI	0	0	0	0	0
Misdemeanor Drug DUI	0	0	0	0	0
Halifax County	0	0	0	0	0
Felony Drug DUI	0	0	0	0	0
Misdemeanor Drug DUI	0	0	0	0	0
Hampton City	0	0	0	0	0
Felony Drug DUI	0	0	0	0	0
Misdemeanor Drug DUI	0	0	0	0	0

APPENDIX R: DUI Charges and Convictions in Virginia by Locality

General Drug-Related DUI Charges (§ 18.2-266)	2017	2018	2019	2020	2021
Hanover County	0	0	0	1	1
Felony Drug DUI	0	0	0	0	0
Misdemeanor Drug DUI	0	0	0	1	1
Harrisonburg City	0	0	0	0	0
Felony Drug DUI	0	0	0	0	0
Misdemeanor Drug DUI	0	0	0	0	0
Henrico County	0	0	0	0	0
Felony Drug DUI	0	0	0	0	0
Misdemeanor Drug DUI	0	0	0	0	0
Henry County	0	0	0	0	0
Felony Drug DUI	0	0	0	0	0
Misdemeanor Drug DUI	0	0	0	0	0
Highland County	0	0	0	0	0
Felony Drug DUI	0	0	0	0	0
Misdemeanor Drug DUI	0	0	0	0	0
Hopewell City	0	0	0	0	0
Felony Drug DUI	0	0	0	0	0
Misdemeanor Drug DUI	0	0	0	0	0
Isle of Wight County	0	5	8	1	0
Felony Drug DUI	0	0	0	0	0
Misdemeanor Drug DUI	0	5	8	1	0
James City County	0	0	0	0	0
Felony Drug DUI	0	0	0	0	0
Misdemeanor Drug DUI	0	0	0	0	0
King George County	0	0	0	0	0
Felony Drug DUI	0	0	0	0	0
Misdemeanor Drug DUI	0	0	0	0	0
King William County	0	0	0	0	0
Felony Drug DUI	0	0	0	0	0
Misdemeanor Drug DUI	0	0	0	0	0
King and Queen County	0	0	0	0	0
Felony Drug DUI	0	0	0	0	0
Misdemeanor Drug DUI	0	0	0	0	0
Lancaster County	0	0	0	0	0
Felony Drug DUI	0	0	0	0	0
Misdemeanor Drug DUI	0	0	0	0	0
Lee County	0	0	0	0	0
Felony Drug DUI	0	0	0	0	0
Misdemeanor Drug DUI	0	0	0	0	0
Lexington City	0	0	0	0	0
Felony Drug DUI	0	0	0	0	0
Misdemeanor Drug DUI	0	0	0	0	0
Loudoun County	0	2	0	0	0
Felony Drug DUI	0	0	0	0	0
Misdemeanor Drug DUI	0	2	0	0	0
Louisa County	0	0	0	1	0
Felony Drug DUI	0	0	0	0	0
Misdemeanor Drug DUI	0	0	0	1	0

APPENDIX R: DUI Charges and Convictions in Virginia by Locality

General Drug-Related DUI Charges (§ 18.2-266)	2017	2018	2019	2020	2021
Lunenburg County	0	0	0	0	0
Felony Drug DUI	0	0	0	0	0
Misdemeanor Drug DUI	0	0	0	0	0
Lynchburg City	0	0	0	0	0
Felony Drug DUI	0	0	0	0	0
Misdemeanor Drug DUI	0	0	0	0	0
Madison County	0	0	0	0	0
Felony Drug DUI	0	0	0	0	0
Misdemeanor Drug DUI	0	0	0	0	0
Manassas City	0	0	0	0	0
Felony Drug DUI	0	0	0	0	0
Misdemeanor Drug DUI	0	0	0	0	0
Manassas Park City	0	0	0	0	0
Felony Drug DUI	0	0	0	0	0
Misdemeanor Drug DUI	0	0	0	0	0
Martinsville City	0	0	0	0	0
Felony Drug DUI	0	0	0	0	0
Misdemeanor Drug DUI	0	0	0	0	0
Mathews County	0	0	0	0	0
Felony Drug DUI	0	0	0	0	0
Misdemeanor Drug DUI	0	0	0	0	0
Mecklenburg County	0	0	0	0	0
Felony Drug DUI	0	0	0	0	0
Misdemeanor Drug DUI	0	0	0	0	0
Middlesex County	0	0	0	0	0
Felony Drug DUI	0	0	0	0	0
Misdemeanor Drug DUI	0	0	0	0	0
Montgomery County	0	0	0	0	0
Felony Drug DUI	0	0	0	0	0
Misdemeanor Drug DUI	0	0	0	0	0
Nelson County	0	0	0	0	0
Felony Drug DUI	0	0	0	0	0
Misdemeanor Drug DUI	0	0	0	0	0
New Kent County	0	0	0	0	0
Felony Drug DUI	0	0	0	0	0
Misdemeanor Drug DUI	0	0	0	0	0
Newport News City	0	0	0	0	0
Felony Drug DUI	0	0	0	0	0
Misdemeanor Drug DUI	0	0	0	0	0
Norfolk City	0	0	0	0	0
Felony Drug DUI	0	0	0	0	0
Misdemeanor Drug DUI	0	0	0	0	0
Northampton County	0	0	0	0	0
Felony Drug DUI	0	0	0	0	0
Misdemeanor Drug DUI	0	0	0	0	0
Northumberland County	0	0	0	0	0
Felony Drug DUI	0	0	0	0	0
Misdemeanor Drug DUI	0	0	0	0	0

APPENDIX R: DUI Charges and Convictions in Virginia by Locality

General Drug-Related DUI Charges (§ 18.2-266)	2017	2018	2019	2020	2021
Norton City	0	0	0	0	0
Felony Drug DUI	0	0	0	0	0
Misdemeanor Drug DUI	0	0	0	0	0
Nottoway County	0	0	0	0	0
Felony Drug DUI	0	0	0	0	0
Misdemeanor Drug DUI	0	0	0	0	0
Orange County	0	0	0	1	0
Felony Drug DUI	0	0	0	0	0
Misdemeanor Drug DUI	0	0	0	1	0
Page County	0	0	0	0	0
Felony Drug DUI	0	0	0	0	0
Misdemeanor Drug DUI	0	0	0	0	0
Patrick County	0	0	0	0	0
Felony Drug DUI	0	0	0	0	0
Misdemeanor Drug DUI	0	0	0	0	0
Petersburg City	0	0	0	0	0
Felony Drug DUI	0	0	0	0	0
Misdemeanor Drug DUI	0	0	0	0	0
Pittsylvania County	0	0	0	0	0
Felony Drug DUI	0	0	0	0	0
Misdemeanor Drug DUI	0	0	0	0	0
Poquoson City	0	0	0	0	0
Felony Drug DUI	0	0	0	0	0
Misdemeanor Drug DUI	0	0	0	0	0
Portsmouth City	0	0	0	0	0
Felony Drug DUI	0	0	0	0	0
Misdemeanor Drug DUI	0	0	0	0	0
Powhatan County	0	0	0	0	0
Felony Drug DUI	0	0	0	0	0
Misdemeanor Drug DUI	0	0	0	0	0
Prince Edward County	0	0	0	0	0
Felony Drug DUI	0	0	0	0	0
Misdemeanor Drug DUI	0	0	0	0	0
Prince George County	0	0	0	0	0
Felony Drug DUI	0	0	0	0	0
Misdemeanor Drug DUI	0	0	0	0	0
Prince William County	0	0	0	0	0
Felony Drug DUI	0	0	0	0	0
Misdemeanor Drug DUI	0	0	0	0	0
Pulaski County	0	0	0	0	0
Felony Drug DUI	0	0	0	0	0
Misdemeanor Drug DUI	0	0	0	0	0
Radford City	0	0	0	0	0
Felony Drug DUI	0	0	0	0	0
Misdemeanor Drug DUI	0	0	0	0	0
Rappahannock County	0	0	0	0	0
Felony Drug DUI	0	0	0	0	0
Misdemeanor Drug DUI	0	0	0	0	0

APPENDIX R: DUI Charges and Convictions in Virginia by Locality

General Drug-Related DUI Charges (§ 18.2-266)	2017	2018	2019	2020	2021
Richmond County	0	0	0	0	0
Felony Drug DUI	0	0	0	0	0
Misdemeanor Drug DUI	0	0	0	0	0
Richmond City	0	0	0	0	0
Felony Drug DUI	0	0	0	0	0
Misdemeanor Drug DUI	0	0	0	0	0
Roanoke County	0	0	0	0	0
Felony Drug DUI	0	0	0	0	0
Misdemeanor Drug DUI	0	0	0	0	0
Roanoke City	0	0	0	0	0
Felony Drug DUI	0	0	0	0	0
Misdemeanor Drug DUI	0	0	0	0	0
Rockbridge County	0	0	0	0	1
Felony Drug DUI	0	0	0	0	0
Misdemeanor Drug DUI	0	0	0	0	1
Rockingham County	0	0	0	0	0
Felony Drug DUI	0	0	0	0	0
Misdemeanor Drug DUI	0	0	0	0	0
Russell County	0	0	0	0	0
Felony Drug DUI	0	0	0	0	0
Misdemeanor Drug DUI	0	0	0	0	0
Salem City	0	0	0	0	0
Felony Drug DUI	0	0	0	0	0
Misdemeanor Drug DUI	0	0	0	0	0
Scott County	0	0	0	0	0
Felony Drug DUI	0	0	0	0	0
Misdemeanor Drug DUI	0	0	0	0	0
Shenandoah County	0	0	0	0	0
Felony Drug DUI	0	0	0	0	0
Misdemeanor Drug DUI	0	0	0	0	0
Smyth County	0	0	0	0	0
Felony Drug DUI	0	0	0	0	0
Misdemeanor Drug DUI	0	0	0	0	0
South Boston City	0	0	0	0	0
Felony Drug DUI	0	0	0	0	0
Misdemeanor Drug DUI	0	0	0	0	0
Southampton County	0	0	0	0	0
Felony Drug DUI	0	0	0	0	0
Misdemeanor Drug DUI	0	0	0	0	0
Spotsylvania County	0	0	0	0	0
Felony Drug DUI	0	0	0	0	0
Misdemeanor Drug DUI	0	0	0	0	0
Stafford County	0	0	0	0	0
Felony Drug DUI	0	0	0	0	0
Misdemeanor Drug DUI	0	0	0	0	0
Staunton City	0	0	0	0	0
Felony Drug DUI	0	0	0	0	0
Misdemeanor Drug DUI	0	0	0	0	0

APPENDIX R: DUI Charges and Convictions in Virginia by Locality

General Drug-Related DUI Charges (§ 18.2-266)	2017	2018	2019	2020	2021
Suffolk City	0	0	0	0	0
Felony Drug DUI	0	0	0	0	0
Misdemeanor Drug DUI	0	0	0	0	0
Surry County	0	0	0	0	0
Felony Drug DUI	0	0	0	0	0
Misdemeanor Drug DUI	0	0	0	0	0
Sussex County	0	0	0	0	0
Felony Drug DUI	0	0	0	0	0
Misdemeanor Drug DUI	0	0	0	0	0
Tazewell County	0	0	0	0	0
Felony Drug DUI	0	0	0	0	0
Misdemeanor Drug DUI	0	0	0	0	0
Virginia Beach City	0	0	0	0	1
Felony Drug DUI	0	0	0	0	0
Misdemeanor Drug DUI	0	0	0	0	1
Warren County	0	0	0	2	3
Felony Drug DUI	0	0	0	1	0
Misdemeanor Drug DUI	0	0	0	1	3
Washington County	0	0	0	0	0
Felony Drug DUI	0	0	0	0	0
Misdemeanor Drug DUI	0	0	0	0	0
Waynesboro City	0	0	0	0	0
Felony Drug DUI	0	0	0	0	0
Misdemeanor Drug DUI	0	0	0	0	0
Westmoreland County	0	0	0	0	1
Felony Drug DUI	0	0	0	0	0
Misdemeanor Drug DUI	0	0	0	0	1
Williamsburg City	2	9	7	11	5
Felony Drug DUI	0	0	0	0	0
Misdemeanor Drug DUI	2	9	7	11	5
Winchester City	0	0	0	0	0
Felony Drug DUI	0	0	0	0	0
Misdemeanor Drug DUI	0	0	0	0	0
Wise County	0	0	0	0	0
Felony Drug DUI	0	0	0	0	0
Misdemeanor Drug DUI	0	0	0	0	0
Wythe County	0	0	0	0	0
Felony Drug DUI	0	0	0	0	0
Misdemeanor Drug DUI	0	0	0	0	0
York County	0	0	0	0	0
Felony Drug DUI	0	0	0	0	0
Misdemeanor Drug DUI	0	0	0	0	0

APPENDIX R: DUI Charges and Convictions in Virginia by Locality

General Drug-Related DUI Convictions (§ 18.2-266)	2017	2018	2019	2020	2021
CIRCUIT COURT CONVICTIONS					
§ 18.2-266 Statewide Total	54	78	48	37	144
Felony Drug DUI	5	9	8	3	9
Misdemeanor Drug DUI	49	69	40	34	135
Accomack County	0	0	0	0	0
Felony Drug DUI	0	0	0	0	0
Misdemeanor Drug DUI	0	0	0	0	0
Albemarle County	0	0	0	0	0
Felony Drug DUI	0	0	0	0	0
Misdemeanor Drug DUI	0	0	0	0	0
Alexandria City	0	0	0	0	0
Felony Drug DUI	0	0	0	0	0
Misdemeanor Drug DUI	0	0	0	0	0
Alleghany County	0	1	0	1	2
Felony Drug DUI	0	0	0	0	0
Misdemeanor Drug DUI	0	1	0	1	2
Amelia County	0	0	0	0	0
Felony Drug DUI	0	0	0	0	0
Misdemeanor Drug DUI	0	0	0	0	0
Amherst County	0	0	0	0	1
Felony Drug DUI	0	0	0	0	0
Misdemeanor Drug DUI	0	0	0	0	1
Appomattox County	0	0	0	0	0
Felony Drug DUI	0	0	0	0	0
Misdemeanor Drug DUI	0	0	0	0	0
Arlington County	11	7	6	3	2
Felony Drug DUI	1	0	0	0	0
Misdemeanor Drug DUI	10	7	6	3	2
Augusta County	0	0	2	1	0
Felony Drug DUI	0	0	0	0	0
Misdemeanor Drug DUI	0	0	2	1	0
Bath County	0	0	0	0	1
Felony Drug DUI	0	0	0	0	0
Misdemeanor Drug DUI	0	0	0	0	1
Bedford County	0	0	0	0	0
Felony Drug DUI	0	0	0	0	0
Misdemeanor Drug DUI	0	0	0	0	0
Bedford City	0	0	0	0	0
Felony Drug DUI	0	0	0	0	0
Misdemeanor Drug DUI	0	0	0	0	0
Bland County	0	0	0	0	0
Felony Drug DUI	0	0	0	0	0
Misdemeanor Drug DUI	0	0	0	0	0
Botetourt County	0	1	0	1	2
Felony Drug DUI	0	0	0	0	0
Misdemeanor Drug DUI	0	1	0	1	2
Bristol City	1	1	0	0	0
Felony Drug DUI	0	0	0	0	0
Misdemeanor Drug DUI	1	1	0	0	0

APPENDIX R: DUI Charges and Convictions in Virginia by Locality

General Drug-Related DUI Convictions (§ 18.2-266)	2017	2018	2019	2020	2021
Brunswick County	1	0	0	0	1
Felony Drug DUI	1	0	0	0	0
Misdemeanor Drug DUI	0	0	0	0	1
Buchanan County	0	2	1	0	0
Felony Drug DUI	0	0	0	0	0
Misdemeanor Drug DUI	0	2	1	0	0
Buckingham County	0	0	0	0	0
Felony Drug DUI	0	0	0	0	0
Misdemeanor Drug DUI	0	0	0	0	0
Buena Vista City	0	0	0	0	1
Felony Drug DUI	0	0	0	0	0
Misdemeanor Drug DUI	0	0	0	0	1
Campbell County	0	0	0	0	3
Felony Drug DUI	0	0	0	0	0
Misdemeanor Drug DUI	0	0	0	0	3
Caroline County	0	0	1	1	0
Felony Drug DUI	0	0	0	0	0
Misdemeanor Drug DUI	0	0	1	1	0
Carroll County	0	0	0	0	2
Felony Drug DUI	0	0	0	0	0
Misdemeanor Drug DUI	0	0	0	0	2
Charles City County	0	0	0	0	0
Felony Drug DUI	0	0	0	0	0
Misdemeanor Drug DUI	0	0	0	0	0
Charlotte County	0	0	0	0	0
Felony Drug DUI	0	0	0	0	0
Misdemeanor Drug DUI	0	0	0	0	0
Charlottesville City	0	0	0	0	0
Felony Drug DUI	0	0	0	0	0
Misdemeanor Drug DUI	0	0	0	0	0
Chesapeake City	1	1	2	1	6
Felony Drug DUI	0	0	0	0	1
Misdemeanor Drug DUI	1	1	2	1	5
Chesterfield County	0	1	3	0	12
Felony Drug DUI	0	0	0	0	1
Misdemeanor Drug DUI	0	1	3	0	11
Clarke County	0	0	0	0	0
Felony Drug DUI	0	0	0	0	0
Misdemeanor Drug DUI	0	0	0	0	0
Clifton Forge City	0	0	0	0	0
Felony Drug DUI	0	0	0	0	0
Misdemeanor Drug DUI	0	0	0	0	0
Colonial Heights City	0	0	0	0	0
Felony Drug DUI	0	0	0	0	0
Misdemeanor Drug DUI	0	0	0	0	0
Covington City	0	0	0	0	0
Felony Drug DUI	0	0	0	0	0
Misdemeanor Drug DUI	0	0	0	0	0
Craig County	0	0	0	0	0
Felony Drug DUI	0	0	0	0	0
Misdemeanor Drug DUI	0	0	0	0	0

APPENDIX R: DUI Charges and Convictions in Virginia by Locality

General Drug-Related DUI Convictions (§ 18.2-266)	2017	2018	2019	2020	2021
Culpeper County	1	0	1	1	3
Felony Drug DUI	0	0	0	1	0
Misdemeanor Drug DUI	1	0	1	0	3
Cumberland County	0	1	0	0	0
Felony Drug DUI	0	1	0	0	0
Misdemeanor Drug DUI	0	0	0	0	0
Danville City	0	1	0	0	0
Felony Drug DUI	0	0	0	0	0
Misdemeanor Drug DUI	0	1	0	0	0
Dickenson County	0	0	0	0	0
Felony Drug DUI	0	0	0	0	0
Misdemeanor Drug DUI	0	0	0	0	0
Dinwiddie County	0	0	0	0	0
Felony Drug DUI	0	0	0	0	0
Misdemeanor Drug DUI	0	0	0	0	0
Emporia City	0	0	0	0	0
Felony Drug DUI	0	0	0	0	0
Misdemeanor Drug DUI	0	0	0	0	0
Essex County	1	0	0	0	0
Felony Drug DUI	0	0	0	0	0
Misdemeanor Drug DUI	1	0	0	0	0
Fairfax County	1	1	2	0	1
Felony Drug DUI	0	1	1	0	1
Misdemeanor Drug DUI	1	0	1	0	0
Fairfax City	0	0	0	0	0
Felony Drug DUI	0	0	0	0	0
Misdemeanor Drug DUI	0	0	0	0	0
Falls Church City	0	0	0	0	0
Felony Drug DUI	0	0	0	0	0
Misdemeanor Drug DUI	0	0	0	0	0
Fauquier County	0	2	0	1	4
Felony Drug DUI	0	0	0	0	0
Misdemeanor Drug DUI	0	2	0	1	4
Floyd County	0	1	0	0	0
Felony Drug DUI	0	0	0	0	0
Misdemeanor Drug DUI	0	1	0	0	0
Fluvanna County	0	0	1	1	2
Felony Drug DUI	0	0	0	0	0
Misdemeanor Drug DUI	0	0	1	1	2
Franklin County	2	0	0	0	0
Felony Drug DUI	0	0	0	0	0
Misdemeanor Drug DUI	2	0	0	0	0
Franklin City	0	0	0	0	0
Felony Drug DUI	0	0	0	0	0
Misdemeanor Drug DUI	0	0	0	0	0
Frederick County	3	1	2	3	11
Felony Drug DUI	0	0	0	1	1
Misdemeanor Drug DUI	3	1	2	2	10
Fredericksburg City	1	5	6	3	5
Felony Drug DUI	1	2	5	1	0
Misdemeanor Drug DUI	0	3	1	2	5

APPENDIX R: DUI Charges and Convictions in Virginia by Locality

General Drug-Related DUI Convictions (§ 18.2-266)	2017	2018	2019	2020	2021
Galax City	0	0	0	0	0
Felony Drug DUI	0	0	0	0	0
Misdemeanor Drug DUI	0	0	0	0	0
Giles County	1	0	0	0	0
Felony Drug DUI	0	0	0	0	0
Misdemeanor Drug DUI	1	0	0	0	0
Gloucester County	0	2	0	0	1
Felony Drug DUI	0	0	0	0	0
Misdemeanor Drug DUI	0	2	0	0	1
Goochland County	0	0	0	0	0
Felony Drug DUI	0	0	0	0	0
Misdemeanor Drug DUI	0	0	0	0	0
Grayson County	0	0	0	0	1
Felony Drug DUI	0	0	0	0	0
Misdemeanor Drug DUI	0	0	0	0	1
Greene County	0	0	0	0	0
Felony Drug DUI	0	0	0	0	0
Misdemeanor Drug DUI	0	0	0	0	0
Greensville County	0	0	0	1	0
Felony Drug DUI	0	0	0	0	0
Misdemeanor Drug DUI	0	0	0	1	0
Halifax County	0	0	0	0	0
Felony Drug DUI	0	0	0	0	0
Misdemeanor Drug DUI	0	0	0	0	0
Hampton City	0	0	0	0	1
Felony Drug DUI	0	0	0	0	0
Misdemeanor Drug DUI	0	0	0	0	1
Hanover County	1	6	0	4	5
Felony Drug DUI	0	0	0	0	0
Misdemeanor Drug DUI	1	6	0	4	5
Harrisonburg City	0	0	0	0	0
Felony Drug DUI	0	0	0	0	0
Misdemeanor Drug DUI	0	0	0	0	0
Henrico County	0	1	0	0	6
Felony Drug DUI	0	0	0	0	0
Misdemeanor Drug DUI	0	1	0	0	6
Henry County	1	0	0	0	0
Felony Drug DUI	0	0	0	0	0
Misdemeanor Drug DUI	1	0	0	0	0
Highland County	0	0	0	0	0
Felony Drug DUI	0	0	0	0	0
Misdemeanor Drug DUI	0	0	0	0	0
Hopewell City	0	0	0	0	0
Felony Drug DUI	0	0	0	0	0
Misdemeanor Drug DUI	0	0	0	0	0
Isle of Wight County	0	0	1	0	2
Felony Drug DUI	0	0	0	0	0
Misdemeanor Drug DUI	0	0	1	0	2
James City County	0	0	0	0	0
Felony Drug DUI	0	0	0	0	0
Misdemeanor Drug DUI	0	0	0	0	0

APPENDIX R: DUI Charges and Convictions in Virginia by Locality

General Drug-Related DUI Convictions (§ 18.2-266)	2017	2018	2019	2020	2021
King George County	0	0	0	0	0
Felony Drug DUI	0	0	0	0	0
Misdemeanor Drug DUI	0	0	0	0	0
King William County	0	0	0	0	0
Felony Drug DUI	0	0	0	0	0
Misdemeanor Drug DUI	0	0	0	0	0
King and Queen County	0	0	0	0	0
Felony Drug DUI	0	0	0	0	0
Misdemeanor Drug DUI	0	0	0	0	0
Lancaster County	0	0	0	0	0
Felony Drug DUI	0	0	0	0	0
Misdemeanor Drug DUI	0	0	0	0	0
Lee County	4	10	4	2	2
Felony Drug DUI	0	0	0	0	0
Misdemeanor Drug DUI	4	10	4	2	2
Lexington City	0	0	0	0	0
Felony Drug DUI	0	0	0	0	0
Misdemeanor Drug DUI	0	0	0	0	0
Loudoun County	1	0	1	2	0
Felony Drug DUI	0	0	0	0	0
Misdemeanor Drug DUI	1	0	1	2	0
Louisa County	2	0	0	0	2
Felony Drug DUI	0	0	0	0	0
Misdemeanor Drug DUI	2	0	0	0	2
Lunenburg County	0	0	0	0	0
Felony Drug DUI	0	0	0	0	0
Misdemeanor Drug DUI	0	0	0	0	0
Lynchburg City	0	2	0	0	3
Felony Drug DUI	0	0	0	0	0
Misdemeanor Drug DUI	0	2	0	0	3
Madison County	0	0	0	0	0
Felony Drug DUI	0	0	0	0	0
Misdemeanor Drug DUI	0	0	0	0	0
Manassas City	0	0	0	0	0
Felony Drug DUI	0	0	0	0	0
Misdemeanor Drug DUI	0	0	0	0	0
Manassas Park City	0	0	0	0	0
Felony Drug DUI	0	0	0	0	0
Misdemeanor Drug DUI	0	0	0	0	0
Martinsville City	0	0	1	0	2
Felony Drug DUI	0	0	0	0	0
Misdemeanor Drug DUI	0	0	1	0	2
Mathews County	0	0	0	0	0
Felony Drug DUI	0	0	0	0	0
Misdemeanor Drug DUI	0	0	0	0	0
Mecklenburg County	0	1	0	0	1
Felony Drug DUI	0	0	0	0	0
Misdemeanor Drug DUI	0	1	0	0	1
Middlesex County	0	0	0	2	0
Felony Drug DUI	0	0	0	0	0
Misdemeanor Drug DUI	0	0	0	2	0

APPENDIX R: DUI Charges and Convictions in Virginia by Locality

General Drug-Related DUI Convictions (§ 18.2-266)	2017	2018	2019	2020	2021
Montgomery County	0	1	0	0	1
Felony Drug DUI	0	1	0	0	0
Misdemeanor Drug DUI	0	0	0	0	1
Nelson County	0	0	0	0	0
Felony Drug DUI	0	0	0	0	0
Misdemeanor Drug DUI	0	0	0	0	0
New Kent County	0	0	0	1	1
Felony Drug DUI	0	0	0	0	0
Misdemeanor Drug DUI	0	0	0	1	1
Newport News City	0	0	0	0	4
Felony Drug DUI	0	0	0	0	2
Misdemeanor Drug DUI	0	0	0	0	2
Norfolk City	0	0	0	0	0
Felony Drug DUI	0	0	0	0	0
Misdemeanor Drug DUI	0	0	0	0	0
Northampton County	0	0	0	0	0
Felony Drug DUI	0	0	0	0	0
Misdemeanor Drug DUI	0	0	0	0	0
Northumberland County	0	1	0	0	0
Felony Drug DUI	0	0	0	0	0
Misdemeanor Drug DUI	0	1	0	0	0
Norton City	0	0	0	0	0
Felony Drug DUI	0	0	0	0	0
Misdemeanor Drug DUI	0	0	0	0	0
Nottoway County	0	0	0	0	0
Felony Drug DUI	0	0	0	0	0
Misdemeanor Drug DUI	0	0	0	0	0
Orange County	0	0	0	0	0
Felony Drug DUI	0	0	0	0	0
Misdemeanor Drug DUI	0	0	0	0	0
Page County	0	1	0	0	3
Felony Drug DUI	0	0	0	0	0
Misdemeanor Drug DUI	0	1	0	0	3
Patrick County	0	0	0	0	3
Felony Drug DUI	0	0	0	0	1
Misdemeanor Drug DUI	0	0	0	0	2
Petersburg City	0	0	0	0	0
Felony Drug DUI	0	0	0	0	0
Misdemeanor Drug DUI	0	0	0	0	0
Pittsylvania County	0	1	3	0	0
Felony Drug DUI	0	0	0	0	0
Misdemeanor Drug DUI	0	1	3	0	0
Poquoson City	0	0	0	0	0
Felony Drug DUI	0	0	0	0	0
Misdemeanor Drug DUI	0	0	0	0	0
Portsmouth City	0	1	1	0	0
Felony Drug DUI	0	0	1	0	0
Misdemeanor Drug DUI	0	1	0	0	0
Powhatan County	0	0	0	0	1
Felony Drug DUI	0	0	0	0	0
Misdemeanor Drug DUI	0	0	0	0	1

APPENDIX R: DUI Charges and Convictions in Virginia by Locality

General Drug-Related DUI Convictions (§ 18.2-266)	2017	2018	2019	2020	2021
Prince Edward County	0	0	0	1	0
Felony Drug DUI	0	0	0	0	0
Misdemeanor Drug DUI	0	0	0	1	0
Prince George County	0	0	0	0	1
Felony Drug DUI	0	0	0	0	0
Misdemeanor Drug DUI	0	0	0	0	1
Prince William County	2	2	0	0	3
Felony Drug DUI	1	0	0	0	0
Misdemeanor Drug DUI	1	2	0	0	3
Pulaski County	0	0	0	0	3
Felony Drug DUI	0	0	0	0	1
Misdemeanor Drug DUI	0	0	0	0	2
Radford City	0	0	0	0	0
Felony Drug DUI	0	0	0	0	0
Misdemeanor Drug DUI	0	0	0	0	0
Rappahannock County	0	0	0	0	0
Felony Drug DUI	0	0	0	0	0
Misdemeanor Drug DUI	0	0	0	0	0
Richmond County	0	0	1	0	0
Felony Drug DUI	0	0	1	0	0
Misdemeanor Drug DUI	0	0	0	0	0
Richmond City	1	0	0	0	0
Felony Drug DUI	0	0	0	0	0
Misdemeanor Drug DUI	1	0	0	0	0
Roanoke County	1	0	0	0	4
Felony Drug DUI	0	0	0	0	0
Misdemeanor Drug DUI	1	0	0	0	4
Roanoke City	0	0	2	0	1
Felony Drug DUI	0	0	0	0	0
Misdemeanor Drug DUI	0	0	2	0	1
Rockbridge County	0	0	0	0	1
Felony Drug DUI	0	0	0	0	0
Misdemeanor Drug DUI	0	0	0	0	1
Rockingham County	0	0	0	0	2
Felony Drug DUI	0	0	0	0	0
Misdemeanor Drug DUI	0	0	0	0	2
Russell County	7	4	1	0	2
Felony Drug DUI	0	0	0	0	0
Misdemeanor Drug DUI	7	4	1	0	2
Salem City	0	1	0	0	0
Felony Drug DUI	0	1	0	0	0
Misdemeanor Drug DUI	0	0	0	0	0
Scott County	0	0	0	0	0
Felony Drug DUI	0	0	0	0	0
Misdemeanor Drug DUI	0	0	0	0	0
Shenandoah County	0	0	1	0	0
Felony Drug DUI	0	0	0	0	0
Misdemeanor Drug DUI	0	0	1	0	0
Smyth County	2	0	0	0	1
Felony Drug DUI	0	0	0	0	0
Misdemeanor Drug DUI	2	0	0	0	1

APPENDIX R: DUI Charges and Convictions in Virginia by Locality

General Drug-Related DUI Convictions (§ 18.2-266)	2017	2018	2019	2020	2021
South Boston City	0	0	0	0	0
Felony Drug DUI	0	0	0	0	0
Misdemeanor Drug DUI	0	0	0	0	0
Southampton County	0	0	0	0	0
Felony Drug DUI	0	0	0	0	0
Misdemeanor Drug DUI	0	0	0	0	0
Spotsylvania County	0	1	0	3	8
Felony Drug DUI	0	1	0	0	0
Misdemeanor Drug DUI	0	0	0	3	8
Stafford County	1	3	0	0	2
Felony Drug DUI	0	2	0	0	0
Misdemeanor Drug DUI	1	1	0	0	2
Staunton City	0	0	1	0	0
Felony Drug DUI	0	0	0	0	0
Misdemeanor Drug DUI	0	0	1	0	0
Suffolk City	1	0	0	0	4
Felony Drug DUI	1	0	0	0	0
Misdemeanor Drug DUI	0	0	0	0	4
Surry County	0	0	0	0	0
Felony Drug DUI	0	0	0	0	0
Misdemeanor Drug DUI	0	0	0	0	0
Sussex County	0	0	0	0	0
Felony Drug DUI	0	0	0	0	0
Misdemeanor Drug DUI	0	0	0	0	0
Tazewell County	1	0	1	0	1
Felony Drug DUI	0	0	0	0	0
Misdemeanor Drug DUI	1	0	1	0	1
Virginia Beach City	0	4	0	0	7
Felony Drug DUI	0	0	0	0	0
Misdemeanor Drug DUI	0	4	0	0	7
Warren County	1	1	0	1	2
Felony Drug DUI	0	0	0	0	1
Misdemeanor Drug DUI	1	1	0	1	1
Washington County	1	1	2	1	1
Felony Drug DUI	0	0	0	0	0
Misdemeanor Drug DUI	1	1	2	1	1
Waynesboro City	0	0	0	0	0
Felony Drug DUI	0	0	0	0	0
Misdemeanor Drug DUI	0	0	0	0	0
Westmoreland County	0	0	0	0	0
Felony Drug DUI	0	0	0	0	0
Misdemeanor Drug DUI	0	0	0	0	0
Williamsburg City	0	0	0	0	2
Felony Drug DUI	0	0	0	0	0
Misdemeanor Drug DUI	0	0	0	0	2
Winchester City	0	1	0	0	0
Felony Drug DUI	0	0	0	0	0
Misdemeanor Drug DUI	0	1	0	0	0
Wise County	0	0	0	1	1
Felony Drug DUI	0	0	0	0	0
Misdemeanor Drug DUI	0	0	0	1	1

APPENDIX R: DUI Charges and Convictions in Virginia by Locality

General Drug-Related DUI Convictions (§ 18.2-266)	2017	2018	2019	2020	2021
Wythe County	3	7	1	0	0
Felony Drug DUI	0	0	0	0	0
Misdemeanor Drug DUI	3	7	1	0	0
York County	0	0	0	1	0
Felony Drug DUI	0	0	0	0	0
Misdemeanor Drug DUI	0	0	0	1	0
GENERAL DISTRICT COURT CONVICTIONS					
§ 18.2-266 Statewide Total	160	134	95	78	548
Felony Drug DUI	0	0	0	0	0
Misdemeanor Drug DUI	160	134	95	78	548
Accomack County	3	0	0	0	0
Felony Drug DUI	0	0	0	0	0
Misdemeanor Drug DUI	3	0	0	0	0
Albemarle County	0	2	0	0	8
Felony Drug DUI	0	0	0	0	0
Misdemeanor Drug DUI	0	2	0	0	8
Alexandria City	0	0	0	1	4
Felony Drug DUI	0	0	0	0	0
Misdemeanor Drug DUI	0	0	0	1	4
Alleghany County	0	0	0	1	3
Felony Drug DUI	0	0	0	0	0
Misdemeanor Drug DUI	0	0	0	1	3
Amelia County	0	0	0	0	0
Felony Drug DUI	0	0	0	0	0
Misdemeanor Drug DUI	0	0	0	0	0
Amherst County	0	0	0	0	4
Felony Drug DUI	0	0	0	0	0
Misdemeanor Drug DUI	0	0	0	0	4
Appomattox County	0	0	0	0	0
Felony Drug DUI	0	0	0	0	0
Misdemeanor Drug DUI	0	0	0	0	0
Arlington County	0	0	0	0	2
Felony Drug DUI	0	0	0	0	0
Misdemeanor Drug DUI	0	0	0	0	2
Augusta County	0	1	0	0	2
Felony Drug DUI	0	0	0	0	0
Misdemeanor Drug DUI	0	1	0	0	2
Bath County	1	0	0	0	0
Felony Drug DUI	0	0	0	0	0
Misdemeanor Drug DUI	1	0	0	0	0
Bedford County	1	0	2	0	2
Felony Drug DUI	0	0	0	0	0
Misdemeanor Drug DUI	1	0	2	0	2
Bedford City	0	0	0	0	0
Felony Drug DUI	0	0	0	0	0
Misdemeanor Drug DUI	0	0	0	0	0
Bland County	0	0	0	0	0
Felony Drug DUI	0	0	0	0	0
Misdemeanor Drug DUI	0	0	0	0	0

APPENDIX R: DUI Charges and Convictions in Virginia by Locality

General Drug-Related DUI Convictions (§ 18.2-266)	2017	2018	2019	2020	2021
Botetourt County	3	1	4	1	5
Felony Drug DUI	0	0	0	0	0
Misdemeanor Drug DUI	3	1	4	1	5
Bristol City	0	0	0	0	1
Felony Drug DUI	0	0	0	0	0
Misdemeanor Drug DUI	0	0	0	0	1
Brunswick County	0	0	0	0	0
Felony Drug DUI	0	0	0	0	0
Misdemeanor Drug DUI	0	0	0	0	0
Buchanan County	3	2	6	4	10
Felony Drug DUI	0	0	0	0	0
Misdemeanor Drug DUI	3	2	6	4	10
Buckingham County	0	0	0	0	0
Felony Drug DUI	0	0	0	0	0
Misdemeanor Drug DUI	0	0	0	0	0
Buena Vista City	2	0	0	0	0
Felony Drug DUI	0	0	0	0	0
Misdemeanor Drug DUI	2	0	0	0	0
Campbell County	0	0	0	1	1
Felony Drug DUI	0	0	0	0	0
Misdemeanor Drug DUI	0	0	0	1	1
Caroline County	1	1	1	0	3
Felony Drug DUI	0	0	0	0	0
Misdemeanor Drug DUI	1	1	1	0	3
Carroll County	0	0	0	2	4
Felony Drug DUI	0	0	0	0	0
Misdemeanor Drug DUI	0	0	0	2	4
Charles City County	0	0	0	0	0
Felony Drug DUI	0	0	0	0	0
Misdemeanor Drug DUI	0	0	0	0	0
Charlotte County	0	0	0	0	0
Felony Drug DUI	0	0	0	0	0
Misdemeanor Drug DUI	0	0	0	0	0
Charlottesville City	0	0	0	0	2
Felony Drug DUI	0	0	0	0	0
Misdemeanor Drug DUI	0	0	0	0	2
Chesapeake City	1	2	1	1	22
Felony Drug DUI	0	0	0	0	0
Misdemeanor Drug DUI	1	2	1	1	22
Chesterfield County	6	4	5	8	53
Felony Drug DUI	0	0	0	0	0
Misdemeanor Drug DUI	6	4	5	8	53
Clarke County	0	0	0	0	0
Felony Drug DUI	0	0	0	0	0
Misdemeanor Drug DUI	0	0	0	0	0
Clifton Forge City	0	0	0	0	0
Felony Drug DUI	0	0	0	0	0
Misdemeanor Drug DUI	0	0	0	0	0
Colonial Heights City	1	1	0	0	2
Felony Drug DUI	0	0	0	0	0
Misdemeanor Drug DUI	1	1	0	0	2

APPENDIX R: DUI Charges and Convictions in Virginia by Locality

General Drug-Related DUI Convictions (§ 18.2-266)	2017	2018	2019	2020	2021
Covington City	0	0	0	0	0
Felony Drug DUI	0	0	0	0	0
Misdemeanor Drug DUI	0	0	0	0	0
Craig County	0	0	0	0	0
Felony Drug DUI	0	0	0	0	0
Misdemeanor Drug DUI	0	0	0	0	0
Culpeper County	0	0	0	2	10
Felony Drug DUI	0	0	0	0	0
Misdemeanor Drug DUI	0	0	0	2	10
Cumberland County	0	0	0	0	2
Felony Drug DUI	0	0	0	0	0
Misdemeanor Drug DUI	0	0	0	0	2
Danville City	4	4	6	3	5
Felony Drug DUI	0	0	0	0	0
Misdemeanor Drug DUI	4	4	6	3	5
Dickenson County	0	0	0	0	0
Felony Drug DUI	0	0	0	0	0
Misdemeanor Drug DUI	0	0	0	0	0
Dinwiddie County	0	0	0	1	0
Felony Drug DUI	0	0	0	0	0
Misdemeanor Drug DUI	0	0	0	1	0
Emporia City	0	0	0	0	0
Felony Drug DUI	0	0	0	0	0
Misdemeanor Drug DUI	0	0	0	0	0
Essex County	0	0	0	0	0
Felony Drug DUI	0	0	0	0	0
Misdemeanor Drug DUI	0	0	0	0	0
Fairfax County	2	1	1	1	12
Felony Drug DUI	0	0	0	0	0
Misdemeanor Drug DUI	2	1	1	1	12
Fairfax City	0	0	0	0	0
Felony Drug DUI	0	0	0	0	0
Misdemeanor Drug DUI	0	0	0	0	0
Falls Church City	0	0	0	0	0
Felony Drug DUI	0	0	0	0	0
Misdemeanor Drug DUI	0	0	0	0	0
Fauquier County	0	0	0	0	16
Felony Drug DUI	0	0	0	0	0
Misdemeanor Drug DUI	0	0	0	0	16
Floyd County	1	0	0	0	0
Felony Drug DUI	0	0	0	0	0
Misdemeanor Drug DUI	1	0	0	0	0
Fluvanna County	0	0	1	1	4
Felony Drug DUI	0	0	0	0	0
Misdemeanor Drug DUI	0	0	1	1	4
Franklin County	1	0	1	0	3
Felony Drug DUI	0	0	0	0	0
Misdemeanor Drug DUI	1	0	1	0	3
Franklin City	0	0	0	0	0
Felony Drug DUI	0	0	0	0	0
Misdemeanor Drug DUI	0	0	0	0	0

APPENDIX R: DUI Charges and Convictions in Virginia by Locality

General Drug-Related DUI Convictions (§ 18.2-266)	2017	2018	2019	2020	2021
Frederick County	4	5	5	4	20
Felony Drug DUI	0	0	0	0	0
Misdemeanor Drug DUI	4	5	5	4	20
Fredericksburg City	1	0	0	0	6
Felony Drug DUI	0	0	0	0	0
Misdemeanor Drug DUI	1	0	0	0	6
Galax City	0	0	0	1	3
Felony Drug DUI	0	0	0	0	0
Misdemeanor Drug DUI	0	0	0	1	3
Giles County	1	1	0	0	1
Felony Drug DUI	0	0	0	0	0
Misdemeanor Drug DUI	1	1	0	0	1
Gloucester County	0	0	0	0	6
Felony Drug DUI	0	0	0	0	0
Misdemeanor Drug DUI	0	0	0	0	6
Goochland County	0	0	0	0	0
Felony Drug DUI	0	0	0	0	0
Misdemeanor Drug DUI	0	0	0	0	0
Grayson County	0	0	0	0	0
Felony Drug DUI	0	0	0	0	0
Misdemeanor Drug DUI	0	0	0	0	0
Greene County	0	0	0	0	1
Felony Drug DUI	0	0	0	0	0
Misdemeanor Drug DUI	0	0	0	0	1
Greensville County	0	0	0	0	1
Felony Drug DUI	0	0	0	0	0
Misdemeanor Drug DUI	0	0	0	0	1
Halifax County	0	0	0	0	3
Felony Drug DUI	0	0	0	0	0
Misdemeanor Drug DUI	0	0	0	0	3
Hampton City	1	1	0	0	4
Felony Drug DUI	0	0	0	0	0
Misdemeanor Drug DUI	1	1	0	0	4
Hanover County	0	4	0	2	4
Felony Drug DUI	0	0	0	0	0
Misdemeanor Drug DUI	0	4	0	2	4
Harrisonburg City	0	0	0	0	0
Felony Drug DUI	0	0	0	0	0
Misdemeanor Drug DUI	0	0	0	0	0
Henrico County	1	2	0	1	18
Felony Drug DUI	0	0	0	0	0
Misdemeanor Drug DUI	1	2	0	1	18
Henry County	0	0	0	2	5
Felony Drug DUI	0	0	0	0	0
Misdemeanor Drug DUI	0	0	0	2	5
Highland County	0	0	0	0	0
Felony Drug DUI	0	0	0	0	0
Misdemeanor Drug DUI	0	0	0	0	0
Hopewell City	0	0	0	0	1
Felony Drug DUI	0	0	0	0	0
Misdemeanor Drug DUI	0	0	0	0	1

APPENDIX R: DUI Charges and Convictions in Virginia by Locality

General Drug-Related DUI Convictions (§ 18.2-266)	2017	2018	2019	2020	2021
Isle of Wight County	0	1	0	0	4
Felony Drug DUI	0	0	0	0	0
Misdemeanor Drug DUI	0	1	0	0	4
James City County	0	0	0	0	0
Felony Drug DUI	0	0	0	0	0
Misdemeanor Drug DUI	0	0	0	0	0
King George County	0	0	0	0	1
Felony Drug DUI	0	0	0	0	0
Misdemeanor Drug DUI	0	0	0	0	1
King William County	1	0	0	0	3
Felony Drug DUI	0	0	0	0	0
Misdemeanor Drug DUI	1	0	0	0	3
King and Queen County	0	0	0	0	1
Felony Drug DUI	0	0	0	0	0
Misdemeanor Drug DUI	0	0	0	0	1
Lancaster County	1	0	0	0	0
Felony Drug DUI	0	0	0	0	0
Misdemeanor Drug DUI	1	0	0	0	0
Lee County	11	19	10	5	1
Felony Drug DUI	0	0	0	0	0
Misdemeanor Drug DUI	11	19	10	5	1
Lexington City	0	0	0	0	0
Felony Drug DUI	0	0	0	0	0
Misdemeanor Drug DUI	0	0	0	0	0
Loudoun County	1	1	0	1	8
Felony Drug DUI	0	0	0	0	0
Misdemeanor Drug DUI	1	1	0	1	8
Louisa County	0	2	1	2	1
Felony Drug DUI	0	0	0	0	0
Misdemeanor Drug DUI	0	2	1	2	1
Lunenburg County	1	0	0	0	2
Felony Drug DUI	0	0	0	0	0
Misdemeanor Drug DUI	1	0	0	0	2
Lynchburg City	0	0	1	2	15
Felony Drug DUI	0	0	0	0	0
Misdemeanor Drug DUI	0	0	1	2	15
Madison County	0	0	0	0	1
Felony Drug DUI	0	0	0	0	0
Misdemeanor Drug DUI	0	0	0	0	1
Manassas City	0	0	0	0	0
Felony Drug DUI	0	0	0	0	0
Misdemeanor Drug DUI	0	0	0	0	0
Manassas Park City	0	0	0	0	0
Felony Drug DUI	0	0	0	0	0
Misdemeanor Drug DUI	0	0	0	0	0
Martinsville City	0	0	0	1	4
Felony Drug DUI	0	0	0	0	0
Misdemeanor Drug DUI	0	0	0	1	4
Mathews County	0	0	0	0	0
Felony Drug DUI	0	0	0	0	0
Misdemeanor Drug DUI	0	0	0	0	0

APPENDIX R: DUI Charges and Convictions in Virginia by Locality

General Drug-Related DUI Convictions (§ 18.2-266)	2017	2018	2019	2020	2021
Mecklenburg County	0	0	0	0	1
Felony Drug DUI	0	0	0	0	0
Misdemeanor Drug DUI	0	0	0	0	1
Middlesex County	0	0	0	0	1
Felony Drug DUI	0	0	0	0	0
Misdemeanor Drug DUI	0	0	0	0	1
Montgomery County	0	0	0	0	15
Felony Drug DUI	0	0	0	0	0
Misdemeanor Drug DUI	0	0	0	0	15
Nelson County	0	0	0	0	0
Felony Drug DUI	0	0	0	0	0
Misdemeanor Drug DUI	0	0	0	0	0
New Kent County	0	0	0	0	4
Felony Drug DUI	0	0	0	0	0
Misdemeanor Drug DUI	0	0	0	0	4
Newport News City	0	0	1	0	7
Felony Drug DUI	0	0	0	0	0
Misdemeanor Drug DUI	0	0	1	0	7
Norfolk City	0	0	0	1	3
Felony Drug DUI	0	0	0	0	0
Misdemeanor Drug DUI	0	0	0	1	3
Northampton County	0	1	0	0	0
Felony Drug DUI	0	0	0	0	0
Misdemeanor Drug DUI	0	1	0	0	0
Northumberland County	1	0	0	0	1
Felony Drug DUI	0	0	0	0	0
Misdemeanor Drug DUI	1	0	0	0	1
Norton City	0	0	0	0	0
Felony Drug DUI	0	0	0	0	0
Misdemeanor Drug DUI	0	0	0	0	0
Nottoway County	0	0	0	0	1
Felony Drug DUI	0	0	0	0	0
Misdemeanor Drug DUI	0	0	0	0	1
Orange County	0	0	0	0	4
Felony Drug DUI	0	0	0	0	0
Misdemeanor Drug DUI	0	0	0	0	4
Page County	2	0	0	0	2
Felony Drug DUI	0	0	0	0	0
Misdemeanor Drug DUI	2	0	0	0	2
Patrick County	1	0	0	2	0
Felony Drug DUI	0	0	0	0	0
Misdemeanor Drug DUI	1	0	0	2	0
Petersburg City	0	0	0	0	1
Felony Drug DUI	0	0	0	0	0
Misdemeanor Drug DUI	0	0	0	0	1
Pittsylvania County	0	0	0	0	1
Felony Drug DUI	0	0	0	0	0
Misdemeanor Drug DUI	0	0	0	0	1
Poquoson City	0	0	0	0	0
Felony Drug DUI	0	0	0	0	0
Misdemeanor Drug DUI	0	0	0	0	0

APPENDIX R: DUI Charges and Convictions in Virginia by Locality

General Drug-Related DUI Convictions (§ 18.2-266)	2017	2018	2019	2020	2021
Portsmouth City	0	0	1	0	4
Felony Drug DUI	0	0	0	0	0
Misdemeanor Drug DUI	0	0	1	0	4
Powhatan County	0	3	0	0	3
Felony Drug DUI	0	0	0	0	0
Misdemeanor Drug DUI	0	3	0	0	3
Prince Edward County	0	1	0	0	1
Felony Drug DUI	0	0	0	0	0
Misdemeanor Drug DUI	0	1	0	0	1
Prince George County	0	0	0	0	2
Felony Drug DUI	0	0	0	0	0
Misdemeanor Drug DUI	0	0	0	0	2
Prince William County	1	3	1	3	22
Felony Drug DUI	0	0	0	0	0
Misdemeanor Drug DUI	1	3	1	3	22
Pulaski County	8	12	17	2	5
Felony Drug DUI	0	0	0	0	0
Misdemeanor Drug DUI	8	12	17	2	5
Radford City	1	0	0	0	1
Felony Drug DUI	0	0	0	0	0
Misdemeanor Drug DUI	1	0	0	0	1
Rappahannock County	0	1	0	0	1
Felony Drug DUI	0	0	0	0	0
Misdemeanor Drug DUI	0	1	0	0	1
Richmond County	0	0	0	0	0
Felony Drug DUI	0	0	0	0	0
Misdemeanor Drug DUI	0	0	0	0	0
Richmond City	2	2	1	3	4
Felony Drug DUI	0	0	0	0	0
Misdemeanor Drug DUI	2	2	1	3	4
Roanoke County	0	3	2	4	16
Felony Drug DUI	0	0	0	0	0
Misdemeanor Drug DUI	0	3	2	4	16
Roanoke City	2	1	0	0	6
Felony Drug DUI	0	0	0	0	0
Misdemeanor Drug DUI	2	1	0	0	6
Rockbridge County	0	2	0	0	0
Felony Drug DUI	0	0	0	0	0
Misdemeanor Drug DUI	0	2	0	0	0
Rockingham County	0	0	0	1	6
Felony Drug DUI	0	0	0	0	0
Misdemeanor Drug DUI	0	0	0	1	6
Russell County	12	12	5	0	3
Felony Drug DUI	0	0	0	0	0
Misdemeanor Drug DUI	12	12	5	0	3
Salem City	0	0	0	0	6
Felony Drug DUI	0	0	0	0	0
Misdemeanor Drug DUI	0	0	0	0	6
Scott County	0	0	0	0	9
Felony Drug DUI	0	0	0	0	0
Misdemeanor Drug DUI	0	0	0	0	9

APPENDIX R: DUI Charges and Convictions in Virginia by Locality

General Drug-Related DUI Convictions (§ 18.2-266)	2017	2018	2019	2020	2021
Shenandoah County	0	0	0	1	5
Felony Drug DUI	0	0	0	0	0
Misdemeanor Drug DUI	0	0	0	1	5
Smyth County	0	0	0	0	2
Felony Drug DUI	0	0	0	0	0
Misdemeanor Drug DUI	0	0	0	0	2
South Boston City	0	0	0	0	0
Felony Drug DUI	0	0	0	0	0
Misdemeanor Drug DUI	0	0	0	0	0
Southampton County	0	0	0	0	3
Felony Drug DUI	0	0	0	0	0
Misdemeanor Drug DUI	0	0	0	0	3
Spotsylvania County	7	2	1	0	7
Felony Drug DUI	0	0	0	0	0
Misdemeanor Drug DUI	7	2	1	0	7
Stafford County	0	0	0	2	4
Felony Drug DUI	0	0	0	0	0
Misdemeanor Drug DUI	0	0	0	2	4
Staunton City	0	0	0	0	0
Felony Drug DUI	0	0	0	0	0
Misdemeanor Drug DUI	0	0	0	0	0
Suffolk City	0	0	0	0	20
Felony Drug DUI	0	0	0	0	0
Misdemeanor Drug DUI	0	0	0	0	20
Surry County	0	0	0	0	1
Felony Drug DUI	0	0	0	0	0
Misdemeanor Drug DUI	0	0	0	0	1
Sussex County	0	0	0	0	1
Felony Drug DUI	0	0	0	0	0
Misdemeanor Drug DUI	0	0	0	0	1
Tazewell County	41	16	11	10	10
Felony Drug DUI	0	0	0	0	0
Misdemeanor Drug DUI	41	16	11	10	10
Virginia Beach City	6	7	1	0	34
Felony Drug DUI	0	0	0	0	0
Misdemeanor Drug DUI	6	7	1	0	34
Warren County	0	0	1	1	5
Felony Drug DUI	0	0	0	0	0
Misdemeanor Drug DUI	0	0	1	1	5
Washington County	5	3	2	0	6
Felony Drug DUI	0	0	0	0	0
Misdemeanor Drug DUI	5	3	2	0	6
Waynesboro City	1	1	0	0	1
Felony Drug DUI	0	0	0	0	0
Misdemeanor Drug DUI	1	1	0	0	1
Westmoreland County	0	0	0	0	1
Felony Drug DUI	0	0	0	0	0
Misdemeanor Drug DUI	0	0	0	0	1
Williamsburg City	0	0	1	0	2
Felony Drug DUI	0	0	0	0	0
Misdemeanor Drug DUI	0	0	1	0	2

APPENDIX R: DUI Charges and Convictions in Virginia by Locality

General Drug-Related DUI Convictions (§ 18.2-266)	2017	2018	2019	2020	2021
Winchester City	5	1	2	0	3
Felony Drug DUI	0	0	0	0	0
Misdemeanor Drug DUI	5	1	2	0	3
Wise County	3	0	1	0	12
Felony Drug DUI	0	0	0	0	0
Misdemeanor Drug DUI	3	0	1	0	12
Wythe County	9	7	1	0	2
Felony Drug DUI	0	0	0	0	0
Misdemeanor Drug DUI	9	7	1	0	2
York County	0	1	1	0	5
Felony Drug DUI	0	0	0	0	0
Misdemeanor Drug DUI	0	1	1	0	5
JDR DISTRICT COURT CONVICTIONS					
§ 18.2-266 Statewide Total	0	0	1	0	0
Felony Drug DUI	0	0	0	0	0
Misdemeanor Drug DUI	0	0	1	0	0
Accomack County	0	0	0	0	0
Felony Drug DUI	0	0	0	0	0
Misdemeanor Drug DUI	0	0	0	0	0
Albemarle County	0	0	0	0	0
Felony Drug DUI	0	0	0	0	0
Misdemeanor Drug DUI	0	0	0	0	0
Alexandria City	0	0	0	0	0
Felony Drug DUI	0	0	0	0	0
Misdemeanor Drug DUI	0	0	0	0	0
Alleghany County	0	0	0	0	0
Felony Drug DUI	0	0	0	0	0
Misdemeanor Drug DUI	0	0	0	0	0
Amelia County	0	0	0	0	0
Felony Drug DUI	0	0	0	0	0
Misdemeanor Drug DUI	0	0	0	0	0
Amherst County	0	0	0	0	0
Felony Drug DUI	0	0	0	0	0
Misdemeanor Drug DUI	0	0	0	0	0
Appomattox County	0	0	0	0	0
Felony Drug DUI	0	0	0	0	0
Misdemeanor Drug DUI	0	0	0	0	0
Arlington County	0	0	0	0	0
Felony Drug DUI	0	0	0	0	0
Misdemeanor Drug DUI	0	0	0	0	0
Augusta County	0	0	0	0	0
Felony Drug DUI	0	0	0	0	0
Misdemeanor Drug DUI	0	0	0	0	0
Bath County	0	0	0	0	0
Felony Drug DUI	0	0	0	0	0
Misdemeanor Drug DUI	0	0	0	0	0
Bedford County	0	0	0	0	0
Felony Drug DUI	0	0	0	0	0
Misdemeanor Drug DUI	0	0	0	0	0

APPENDIX R: DUI Charges and Convictions in Virginia by Locality

General Drug-Related DUI Convictions (§ 18.2-266)	2017	2018	2019	2020	2021
Bedford City	0	0	0	0	0
Felony Drug DUI	0	0	0	0	0
Misdemeanor Drug DUI	0	0	0	0	0
Bland County	0	0	0	0	0
Felony Drug DUI	0	0	0	0	0
Misdemeanor Drug DUI	0	0	0	0	0
Botetourt County	0	0	0	0	0
Felony Drug DUI	0	0	0	0	0
Misdemeanor Drug DUI	0	0	0	0	0
Bristol City	0	0	0	0	0
Felony Drug DUI	0	0	0	0	0
Misdemeanor Drug DUI	0	0	0	0	0
Brunswick County	0	0	0	0	0
Felony Drug DUI	0	0	0	0	0
Misdemeanor Drug DUI	0	0	0	0	0
Buchanan County	0	0	0	0	0
Felony Drug DUI	0	0	0	0	0
Misdemeanor Drug DUI	0	0	0	0	0
Buckingham County	0	0	0	0	0
Felony Drug DUI	0	0	0	0	0
Misdemeanor Drug DUI	0	0	0	0	0
Buena Vista City	0	0	0	0	0
Felony Drug DUI	0	0	0	0	0
Misdemeanor Drug DUI	0	0	0	0	0
Campbell County	0	0	0	0	0
Felony Drug DUI	0	0	0	0	0
Misdemeanor Drug DUI	0	0	0	0	0
Caroline County	0	0	0	0	0
Felony Drug DUI	0	0	0	0	0
Misdemeanor Drug DUI	0	0	0	0	0
Carroll County	0	0	0	0	0
Felony Drug DUI	0	0	0	0	0
Misdemeanor Drug DUI	0	0	0	0	0
Charles City County	0	0	0	0	0
Felony Drug DUI	0	0	0	0	0
Misdemeanor Drug DUI	0	0	0	0	0
Charlotte County	0	0	0	0	0
Felony Drug DUI	0	0	0	0	0
Misdemeanor Drug DUI	0	0	0	0	0
Charlottesville City	0	0	0	0	0
Felony Drug DUI	0	0	0	0	0
Misdemeanor Drug DUI	0	0	0	0	0
Chesapeake City	0	0	0	0	0
Felony Drug DUI	0	0	0	0	0
Misdemeanor Drug DUI	0	0	0	0	0
Chesterfield County	0	0	0	0	0
Felony Drug DUI	0	0	0	0	0
Misdemeanor Drug DUI	0	0	0	0	0
Clarke County	0	0	0	0	0
Felony Drug DUI	0	0	0	0	0
Misdemeanor Drug DUI	0	0	0	0	0

APPENDIX R: DUI Charges and Convictions in Virginia by Locality

General Drug-Related DUI Convictions (§ 18.2-266)	2017	2018	2019	2020	2021
Clifton Forge City	0	0	0	0	0
Felony Drug DUI	0	0	0	0	0
Misdemeanor Drug DUI	0	0	0	0	0
Colonial Heights City	0	0	0	0	0
Felony Drug DUI	0	0	0	0	0
Misdemeanor Drug DUI	0	0	0	0	0
Covington City	0	0	0	0	0
Felony Drug DUI	0	0	0	0	0
Misdemeanor Drug DUI	0	0	0	0	0
Craig County	0	0	0	0	0
Felony Drug DUI	0	0	0	0	0
Misdemeanor Drug DUI	0	0	0	0	0
Culpeper County	0	0	0	0	0
Felony Drug DUI	0	0	0	0	0
Misdemeanor Drug DUI	0	0	0	0	0
Cumberland County	0	0	0	0	0
Felony Drug DUI	0	0	0	0	0
Misdemeanor Drug DUI	0	0	0	0	0
Danville City	0	0	0	0	0
Felony Drug DUI	0	0	0	0	0
Misdemeanor Drug DUI	0	0	0	0	0
Dickenson County	0	0	0	0	0
Felony Drug DUI	0	0	0	0	0
Misdemeanor Drug DUI	0	0	0	0	0
Dinwiddie County	0	0	0	0	0
Felony Drug DUI	0	0	0	0	0
Misdemeanor Drug DUI	0	0	0	0	0
Emporia City	0	0	0	0	0
Felony Drug DUI	0	0	0	0	0
Misdemeanor Drug DUI	0	0	0	0	0
Essex County	0	0	0	0	0
Felony Drug DUI	0	0	0	0	0
Misdemeanor Drug DUI	0	0	0	0	0
Fairfax County	0	0	0	0	0
Felony Drug DUI	0	0	0	0	0
Misdemeanor Drug DUI	0	0	0	0	0
Fairfax City	0	0	0	0	0
Felony Drug DUI	0	0	0	0	0
Misdemeanor Drug DUI	0	0	0	0	0
Falls Church City	0	0	0	0	0
Felony Drug DUI	0	0	0	0	0
Misdemeanor Drug DUI	0	0	0	0	0
Fauquier County	0	0	0	0	0
Felony Drug DUI	0	0	0	0	0
Misdemeanor Drug DUI	0	0	0	0	0
Floyd County	0	0	0	0	0
Felony Drug DUI	0	0	0	0	0
Misdemeanor Drug DUI	0	0	0	0	0
Fluvanna County	0	0	0	0	0
Felony Drug DUI	0	0	0	0	0
Misdemeanor Drug DUI	0	0	0	0	0

APPENDIX R: DUI Charges and Convictions in Virginia by Locality

General Drug-Related DUI Convictions (§ 18.2-266)	2017	2018	2019	2020	2021
Franklin County	0	0	0	0	0
Felony Drug DUI	0	0	0	0	0
Misdemeanor Drug DUI	0	0	0	0	0
Franklin City	0	0	0	0	0
Felony Drug DUI	0	0	0	0	0
Misdemeanor Drug DUI	0	0	0	0	0
Frederick County	0	0	0	0	0
Felony Drug DUI	0	0	0	0	0
Misdemeanor Drug DUI	0	0	0	0	0
Fredericksburg City	0	0	0	0	0
Felony Drug DUI	0	0	0	0	0
Misdemeanor Drug DUI	0	0	0	0	0
Galax City	0	0	0	0	0
Felony Drug DUI	0	0	0	0	0
Misdemeanor Drug DUI	0	0	0	0	0
Giles County	0	0	0	0	0
Felony Drug DUI	0	0	0	0	0
Misdemeanor Drug DUI	0	0	0	0	0
Gloucester County	0	0	0	0	0
Felony Drug DUI	0	0	0	0	0
Misdemeanor Drug DUI	0	0	0	0	0
Goochland County	0	0	0	0	0
Felony Drug DUI	0	0	0	0	0
Misdemeanor Drug DUI	0	0	0	0	0
Grayson County	0	0	0	0	0
Felony Drug DUI	0	0	0	0	0
Misdemeanor Drug DUI	0	0	0	0	0
Greene County	0	0	0	0	0
Felony Drug DUI	0	0	0	0	0
Misdemeanor Drug DUI	0	0	0	0	0
Greensville County	0	0	0	0	0
Felony Drug DUI	0	0	0	0	0
Misdemeanor Drug DUI	0	0	0	0	0
Halifax County	0	0	0	0	0
Felony Drug DUI	0	0	0	0	0
Misdemeanor Drug DUI	0	0	0	0	0
Hampton City	0	0	0	0	0
Felony Drug DUI	0	0	0	0	0
Misdemeanor Drug DUI	0	0	0	0	0
Hanover County	0	0	0	0	0
Felony Drug DUI	0	0	0	0	0
Misdemeanor Drug DUI	0	0	0	0	0
Harrisonburg City	0	0	0	0	0
Felony Drug DUI	0	0	0	0	0
Misdemeanor Drug DUI	0	0	0	0	0
Henrico County	0	0	0	0	0
Felony Drug DUI	0	0	0	0	0
Misdemeanor Drug DUI	0	0	0	0	0
Henry County	0	0	0	0	0
Felony Drug DUI	0	0	0	0	0
Misdemeanor Drug DUI	0	0	0	0	0

APPENDIX R: DUI Charges and Convictions in Virginia by Locality

General Drug-Related DUI Convictions (§ 18.2-266)	2017	2018	2019	2020	2021
Highland County	0	0	0	0	0
Felony Drug DUI	0	0	0	0	0
Misdemeanor Drug DUI	0	0	0	0	0
Hopewell City	0	0	0	0	0
Felony Drug DUI	0	0	0	0	0
Misdemeanor Drug DUI	0	0	0	0	0
Isle of Wight County	0	0	0	0	0
Felony Drug DUI	0	0	0	0	0
Misdemeanor Drug DUI	0	0	0	0	0
James City County	0	0	0	0	0
Felony Drug DUI	0	0	0	0	0
Misdemeanor Drug DUI	0	0	0	0	0
King George County	0	0	0	0	0
Felony Drug DUI	0	0	0	0	0
Misdemeanor Drug DUI	0	0	0	0	0
King William County	0	0	0	0	0
Felony Drug DUI	0	0	0	0	0
Misdemeanor Drug DUI	0	0	0	0	0
King and Queen County	0	0	0	0	0
Felony Drug DUI	0	0	0	0	0
Misdemeanor Drug DUI	0	0	0	0	0
Lancaster County	0	0	0	0	0
Felony Drug DUI	0	0	0	0	0
Misdemeanor Drug DUI	0	0	0	0	0
Lee County	0	0	0	0	0
Felony Drug DUI	0	0	0	0	0
Misdemeanor Drug DUI	0	0	0	0	0
Lexington City	0	0	0	0	0
Felony Drug DUI	0	0	0	0	0
Misdemeanor Drug DUI	0	0	0	0	0
Loudoun County	0	0	1	0	0
Felony Drug DUI	0	0	0	0	0
Misdemeanor Drug DUI	0	0	1	0	0
Louisa County	0	0	0	0	0
Felony Drug DUI	0	0	0	0	0
Misdemeanor Drug DUI	0	0	0	0	0
Lunenburg County	0	0	0	0	0
Felony Drug DUI	0	0	0	0	0
Misdemeanor Drug DUI	0	0	0	0	0
Lynchburg City	0	0	0	0	0
Felony Drug DUI	0	0	0	0	0
Misdemeanor Drug DUI	0	0	0	0	0
Madison County	0	0	0	0	0
Felony Drug DUI	0	0	0	0	0
Misdemeanor Drug DUI	0	0	0	0	0
Manassas City	0	0	0	0	0
Felony Drug DUI	0	0	0	0	0
Misdemeanor Drug DUI	0	0	0	0	0
Manassas Park City	0	0	0	0	0
Felony Drug DUI	0	0	0	0	0
Misdemeanor Drug DUI	0	0	0	0	0

APPENDIX R: DUI Charges and Convictions in Virginia by Locality

General Drug-Related DUI Convictions (§ 18.2-266)	2017	2018	2019	2020	2021
Martinsville City	0	0	0	0	0
Felony Drug DUI	0	0	0	0	0
Misdemeanor Drug DUI	0	0	0	0	0
Mathews County	0	0	0	0	0
Felony Drug DUI	0	0	0	0	0
Misdemeanor Drug DUI	0	0	0	0	0
Mecklenburg County	0	0	0	0	0
Felony Drug DUI	0	0	0	0	0
Misdemeanor Drug DUI	0	0	0	0	0
Middlesex County	0	0	0	0	0
Felony Drug DUI	0	0	0	0	0
Misdemeanor Drug DUI	0	0	0	0	0
Montgomery County	0	0	0	0	0
Felony Drug DUI	0	0	0	0	0
Misdemeanor Drug DUI	0	0	0	0	0
Nelson County	0	0	0	0	0
Felony Drug DUI	0	0	0	0	0
Misdemeanor Drug DUI	0	0	0	0	0
New Kent County	0	0	0	0	0
Felony Drug DUI	0	0	0	0	0
Misdemeanor Drug DUI	0	0	0	0	0
Newport News City	0	0	0	0	0
Felony Drug DUI	0	0	0	0	0
Misdemeanor Drug DUI	0	0	0	0	0
Norfolk City	0	0	0	0	0
Felony Drug DUI	0	0	0	0	0
Misdemeanor Drug DUI	0	0	0	0	0
Northampton County	0	0	0	0	0
Felony Drug DUI	0	0	0	0	0
Misdemeanor Drug DUI	0	0	0	0	0
Northumberland County	0	0	0	0	0
Felony Drug DUI	0	0	0	0	0
Misdemeanor Drug DUI	0	0	0	0	0
Norton City	0	0	0	0	0
Felony Drug DUI	0	0	0	0	0
Misdemeanor Drug DUI	0	0	0	0	0
Nottoway County	0	0	0	0	0
Felony Drug DUI	0	0	0	0	0
Misdemeanor Drug DUI	0	0	0	0	0
Orange County	0	0	0	0	0
Felony Drug DUI	0	0	0	0	0
Misdemeanor Drug DUI	0	0	0	0	0
Page County	0	0	0	0	0
Felony Drug DUI	0	0	0	0	0
Misdemeanor Drug DUI	0	0	0	0	0
Patrick County	0	0	0	0	0
Felony Drug DUI	0	0	0	0	0
Misdemeanor Drug DUI	0	0	0	0	0
Petersburg City	0	0	0	0	0
Felony Drug DUI	0	0	0	0	0
Misdemeanor Drug DUI	0	0	0	0	0

APPENDIX R: DUI Charges and Convictions in Virginia by Locality

General Drug-Related DUI Convictions (§ 18.2-266)	2017	2018	2019	2020	2021
Pittsylvania County	0	0	0	0	0
Felony Drug DUI	0	0	0	0	0
Misdemeanor Drug DUI	0	0	0	0	0
Poquoson City	0	0	0	0	0
Felony Drug DUI	0	0	0	0	0
Misdemeanor Drug DUI	0	0	0	0	0
Portsmouth City	0	0	0	0	0
Felony Drug DUI	0	0	0	0	0
Misdemeanor Drug DUI	0	0	0	0	0
Powhatan County	0	0	0	0	0
Felony Drug DUI	0	0	0	0	0
Misdemeanor Drug DUI	0	0	0	0	0
Prince Edward County	0	0	0	0	0
Felony Drug DUI	0	0	0	0	0
Misdemeanor Drug DUI	0	0	0	0	0
Prince George County	0	0	0	0	0
Felony Drug DUI	0	0	0	0	0
Misdemeanor Drug DUI	0	0	0	0	0
Prince William County	0	0	0	0	0
Felony Drug DUI	0	0	0	0	0
Misdemeanor Drug DUI	0	0	0	0	0
Pulaski County	0	0	0	0	0
Felony Drug DUI	0	0	0	0	0
Misdemeanor Drug DUI	0	0	0	0	0
Radford City	0	0	0	0	0
Felony Drug DUI	0	0	0	0	0
Misdemeanor Drug DUI	0	0	0	0	0
Rappahannock County	0	0	0	0	0
Felony Drug DUI	0	0	0	0	0
Misdemeanor Drug DUI	0	0	0	0	0
Richmond County	0	0	0	0	0
Felony Drug DUI	0	0	0	0	0
Misdemeanor Drug DUI	0	0	0	0	0
Richmond City	0	0	0	0	0
Felony Drug DUI	0	0	0	0	0
Misdemeanor Drug DUI	0	0	0	0	0
Roanoke County	0	0	0	0	0
Felony Drug DUI	0	0	0	0	0
Misdemeanor Drug DUI	0	0	0	0	0
Roanoke City	0	0	0	0	0
Felony Drug DUI	0	0	0	0	0
Misdemeanor Drug DUI	0	0	0	0	0
Rockbridge County	0	0	0	0	0
Felony Drug DUI	0	0	0	0	0
Misdemeanor Drug DUI	0	0	0	0	0
Rockingham County	0	0	0	0	0
Felony Drug DUI	0	0	0	0	0
Misdemeanor Drug DUI	0	0	0	0	0
Russell County	0	0	0	0	0
Felony Drug DUI	0	0	0	0	0
Misdemeanor Drug DUI	0	0	0	0	0

APPENDIX R: DUI Charges and Convictions in Virginia by Locality

General Drug-Related DUI Convictions (§ 18.2-266)	2017	2018	2019	2020	2021
Salem City	0	0	0	0	0
Felony Drug DUI	0	0	0	0	0
Misdemeanor Drug DUI	0	0	0	0	0
Scott County	0	0	0	0	0
Felony Drug DUI	0	0	0	0	0
Misdemeanor Drug DUI	0	0	0	0	0
Shenandoah County	0	0	0	0	0
Felony Drug DUI	0	0	0	0	0
Misdemeanor Drug DUI	0	0	0	0	0
Smyth County	0	0	0	0	0
Felony Drug DUI	0	0	0	0	0
Misdemeanor Drug DUI	0	0	0	0	0
South Boston City	0	0	0	0	0
Felony Drug DUI	0	0	0	0	0
Misdemeanor Drug DUI	0	0	0	0	0
Southampton County	0	0	0	0	0
Felony Drug DUI	0	0	0	0	0
Misdemeanor Drug DUI	0	0	0	0	0
Spotsylvania County	0	0	0	0	0
Felony Drug DUI	0	0	0	0	0
Misdemeanor Drug DUI	0	0	0	0	0
Stafford County	0	0	0	0	0
Felony Drug DUI	0	0	0	0	0
Misdemeanor Drug DUI	0	0	0	0	0
Staunton City	0	0	0	0	0
Felony Drug DUI	0	0	0	0	0
Misdemeanor Drug DUI	0	0	0	0	0
Suffolk City	0	0	0	0	0
Felony Drug DUI	0	0	0	0	0
Misdemeanor Drug DUI	0	0	0	0	0
Surry County	0	0	0	0	0
Felony Drug DUI	0	0	0	0	0
Misdemeanor Drug DUI	0	0	0	0	0
Sussex County	0	0	0	0	0
Felony Drug DUI	0	0	0	0	0
Misdemeanor Drug DUI	0	0	0	0	0
Tazewell County	0	0	0	0	0
Felony Drug DUI	0	0	0	0	0
Misdemeanor Drug DUI	0	0	0	0	0
Virginia Beach City	0	0	0	0	0
Felony Drug DUI	0	0	0	0	0
Misdemeanor Drug DUI	0	0	0	0	0
Warren County	0	0	0	0	0
Felony Drug DUI	0	0	0	0	0
Misdemeanor Drug DUI	0	0	0	0	0
Washington County	0	0	0	0	0
Felony Drug DUI	0	0	0	0	0
Misdemeanor Drug DUI	0	0	0	0	0
Waynesboro City	0	0	0	0	0
Felony Drug DUI	0	0	0	0	0
Misdemeanor Drug DUI	0	0	0	0	0

APPENDIX R: DUI Charges and Convictions in Virginia by Locality

General Drug-Related DUI Convictions (§ 18.2-266)	2017	2018	2019	2020	2021
Westmoreland County	0	0	0	0	0
Felony Drug DUI	0	0	0	0	0
Misdemeanor Drug DUI	0	0	0	0	0
Williamsburg City	0	0	0	0	0
Felony Drug DUI	0	0	0	0	0
Misdemeanor Drug DUI	0	0	0	0	0
Winchester City	0	0	0	0	0
Felony Drug DUI	0	0	0	0	0
Misdemeanor Drug DUI	0	0	0	0	0
Wise County	0	0	0	0	0
Felony Drug DUI	0	0	0	0	0
Misdemeanor Drug DUI	0	0	0	0	0
Wythe County	0	0	0	0	0
Felony Drug DUI	0	0	0	0	0
Misdemeanor Drug DUI	0	0	0	0	0
York County	0	0	0	0	0
Felony Drug DUI	0	0	0	0	0
Misdemeanor Drug DUI	0	0	0	0	0

APPENDIX R: DUI Charges and Convictions in Virginia by Locality

Underage DUI Charges (§ 18.2-266.1)	2017	2018	2019	2020	2021
CIRCUIT COURT CHARGES					
§ 18.2-266.1 Statewide Total	10	12	14	2	7
Accomack County	0	0	0	0	0
Albemarle County	0	0	0	0	0
Alexandria City	0	0	0	0	0
Alleghany County	0	0	1	0	0
Amelia County	0	0	0	0	0
Amherst County	0	0	0	0	0
Appomattox County	0	0	0	0	0
Arlington County	0	0	0	0	0
Augusta County	0	0	0	0	0
Bath County	0	0	0	0	0
Bedford County	0	1	0	0	0
Bedford City	0	0	0	0	0
Bland County	0	0	0	0	0
Botetourt County	0	0	0	0	0
Bristol City	0	0	0	0	0
Brunswick County	0	0	0	0	0
Buchanan County	0	0	1	0	1
Buckingham County	0	0	0	0	0
Buena Vista City	0	0	0	0	0
Campbell County	0	0	0	0	0
Caroline County	0	0	0	0	0
Carroll County	0	0	0	0	0
Charles City County	0	0	0	0	0
Charlotte County	0	0	0	0	0
Charlottesville City	0	0	0	0	0
Chesapeake City	0	2	0	0	0
Chesterfield County	0	0	1	0	0
Clarke County	0	0	0	0	0
Clifton Forge City	0	0	0	0	0
Colonial Heights City	1	0	1	0	0
Covington City	0	0	0	0	0
Craig County	0	0	0	1	0
Culpeper County	0	0	0	0	0
Cumberland County	0	0	0	0	0
Danville City	0	0	0	0	1
Dickenson County	0	0	0	0	0
Dinwiddie County	0	0	0	0	0
Emporia City	0	0	0	0	0
Essex County	0	1	0	0	0
Fairfax County	0	1	0	0	0
Fairfax City	0	0	0	0	0
Falls Church City	0	0	0	0	0
Fauquier County	0	0	1	0	0
Floyd County	0	0	0	0	0
Fluvanna County	0	0	0	0	0

APPENDIX R: DUI Charges and Convictions in Virginia by Locality

Underage DUI Charges (§ 18.2-266.1)	2017	2018	2019	2020	2021
Franklin County	0	0	0	0	0
Franklin City	0	0	0	0	0
Frederick County	0	0	0	0	0
Fredericksburg City	0	0	0	0	0
Galax City	0	0	0	0	0
Giles County	0	0	0	0	0
Gloucester County	1	0	0	0	0
Goochland County	0	0	0	0	0
Grayson County	0	0	0	0	0
Greene County	0	0	1	0	0
Greensville County	0	0	0	0	0
Halifax County	0	0	0	0	0
Hampton City	0	0	1	0	0
Hanover County	0	1	0	0	0
Harrisonburg City	0	0	0	0	0
Henrico County	0	0	0	0	0
Henry County	0	0	0	0	0
Highland County	0	0	0	0	0
Hopewell City	0	0	0	0	0
Isle of Wight County	1	0	1	0	0
James City County	0	0	0	0	0
King George County	0	0	0	0	1
King William County	0	0	0	0	0
King and Queen County	0	0	0	0	0
Lancaster County	0	0	0	0	0
Lee County	0	0	0	0	0
Lexington City	0	0	0	0	0
Loudoun County	0	0	0	0	0
Louisa County	0	0	0	0	0
Lunenburg County	0	0	0	0	0
Lynchburg City	0	0	1	0	1
Madison County	0	0	0	0	0
Manassas City	0	0	0	0	0
Manassas Park City	0	0	0	0	0
Martinsville City	0	0	0	0	0
Mathews County	0	1	0	0	0
Mecklenburg County	0	0	0	0	0
Middlesex County	0	0	0	0	0
Montgomery County	0	0	0	0	0
Nelson County	0	0	0	0	0
New Kent County	0	0	0	0	0
Newport News City	0	0	1	0	0
Norfolk City	2	0	0	0	0
Northampton County	0	0	0	0	0
Northumberland County	0	0	0	0	0
Norton City	0	0	0	0	0
Nottoway County	0	0	0	0	0
Orange County	0	0	0	0	0
Page County	0	0	0	0	0

APPENDIX R: DUI Charges and Convictions in Virginia by Locality

Underage DUI Charges (§ 18.2-266.1)	2017	2018	2019	2020	2021
Patrick County	0	0	1	0	0
Petersburg City	0	0	0	0	1
Pittsylvania County	0	1	0	0	0
Poquoson City	0	0	0	0	0
Portsmouth City	0	0	1	0	0
Powhatan County	0	0	0	0	0
Prince Edward County	0	0	0	0	0
Prince George County	0	0	0	0	0
Prince William County	1	1	0	0	0
Pulaski County	0	0	0	0	0
Radford City	0	0	0	0	1
Rappahannock County	0	0	0	0	0
Richmond County	0	0	0	0	0
Richmond City	0	0	0	0	0
Roanoke County	0	0	0	0	0
Roanoke City	0	0	0	0	0
Rockbridge County	0	0	0	0	0
Rockingham County	0	0	0	0	0
Russell County	0	0	0	0	0
Salem City	0	0	0	0	0
Scott County	0	0	0	0	0
Shenandoah County	0	0	0	0	0
Smyth County	0	0	0	0	0
South Boston City	0	0	0	0	0
Southampton County	0	0	0	0	0
Spotsylvania County	0	0	0	0	0
Stafford County	3	1	0	0	0
Staunton City	0	0	0	0	0
Suffolk City	0	1	1	0	0
Surry County	0	0	0	0	0
Sussex County	0	0	0	0	0
Tazewell County	0	0	0	0	0
Virginia Beach City	0	1	0	0	1
Warren County	0	0	0	0	0
Washington County	0	0	0	0	0
Waynesboro City	0	0	0	0	0
Westmoreland County	1	0	0	0	0
Williamsburg City	0	0	0	1	0
Winchester City	0	0	0	0	0
Wise County	0	0	1	0	0
Wythe County	0	0	0	0	0
York County	0	0	0	0	0
GENERAL DISTRICT COURT CHARGES					
§ 18.2-266.1 Statewide Total	290	262	255	253	211
Accomack County	6	1	3	1	0
Albemarle County	1	4	3	8	3
Alexandria City	9	2	3	4	1

APPENDIX R: DUI Charges and Convictions in Virginia by Locality

Underage DUI Charges (§ 18.2-266.1)	2017	2018	2019	2020	2021
Alleghany County	0	0	1	0	0
Amelia County	0	1	0	0	0
Amherst County	2	1	2	3	0
Appomattox County	0	0	2	0	1
Arlington County	5	2	6	2	1
Augusta County	1	1	0	0	2
Bath County	1	0	0	0	0
Bedford County	3	2	0	0	4
Bedford City	0	0	0	0	0
Bland County	0	0	1	0	0
Botetourt County	0	2	0	2	2
Bristol City	1	0	0	0	0
Brunswick County	1	5	1	1	2
Buchanan County	3	0	4	0	0
Buckingham County	0	1	0	2	1
Buena Vista City	1	1	0	0	1
Campbell County	0	0	2	5	1
Caroline County	3	1	4	2	1
Carroll County	0	2	1	2	1
Charles City County	0	0	0	0	1
Charlotte County	0	1	1	0	0
Charlottesville City	5	2	0	2	3
Chesapeake City	5	3	3	6	2
Chesterfield County	10	5	8	8	7
Clarke County	0	1	1	0	1
Clifton Forge City	0	0	0	0	0
Colonial Heights City	5	4	2	1	0
Covington City	0	0	0	0	0
Craig County	0	0	1	1	1
Culpeper County	2	4	1	5	0
Cumberland County	0	2	1	0	0
Danville City	0	2	0	1	4
Dickenson County	0	0	1	3	0
Dinwiddie County	1	0	0	0	0
Emporia City	3	1	0	0	1
Essex County	1	0	0	0	0
Fairfax County	20	14	24	14	9
Fairfax City	0	0	0	0	1
Falls Church City	0	0	1	2	1
Fauquier County	2	0	4	1	3
Floyd County	1	0	0	0	0
Fluvanna County	0	2	0	0	0
Franklin County	1	2	1	2	1
Franklin City	0	0	0	0	0
Frederick County	1	3	1	6	4
Fredericksburg City	1	4	3	0	1
Galax City	1	0	0	1	1
Giles County	0	1	1	0	1
Gloucester County	4	2	2	1	0

APPENDIX R: DUI Charges and Convictions in Virginia by Locality

Underage DUI Charges (§ 18.2-266.1)	2017	2018	2019	2020	2021
Goochland County	3	2	1	0	1
Grayson County	4	1	0	1	1
Greene County	0	1	1	0	0
Greensville County	0	0	1	0	0
Halifax County	1	0	2	1	0
Hampton City	2	1	4	0	0
Hanover County	5	2	2	4	4
Harrisonburg City	0	0	0	0	0
Henrico County	5	10	6	2	2
Henry County	1	0	0	0	0
Highland County	0	0	0	0	0
Hopewell City	0	2	0	0	0
Isle of Wight County	3	2	6	1	0
James City County	0	0	0	0	0
King George County	0	1	1	0	3
King William County	0	2	0	1	2
King and Queen County	1	0	0	1	4
Lancaster County	0	1	1	1	0
Lee County	0	1	0	1	0
Lexington City	0	0	0	0	0
Loudoun County	8	6	1	4	2
Louisa County	0	3	2	4	1
Lunenburg County	0	1	0	0	0
Lynchburg City	6	4	2	5	2
Madison County	1	1	2	1	0
Manassas City	0	0	0	0	0
Manassas Park City	0	0	0	0	0
Martinsville City	1	2	1	0	0
Mathews County	0	1	0	0	0
Mecklenburg County	1	4	5	1	0
Middlesex County	0	0	0	1	0
Montgomery County	6	11	9	3	10
Nelson County	4	1	0	1	0
New Kent County	2	2	3	2	2
Newport News City	0	0	1	3	0
Norfolk City	6	3	2	10	10
Northampton County	0	2	0	1	2
Northumberland County	1	1	0	0	0
Norton City	0	0	0	0	0
Nottoway County	2	0	1	0	0
Orange County	0	0	1	0	2
Page County	0	4	1	2	2
Patrick County	2	0	1	0	1
Petersburg City	0	0	0	1	0
Pittsylvania County	0	2	2	1	1
Poquoson City	0	0	0	0	0
Portsmouth City	1	4	1	1	2
Powhatan County	1	2	0	2	1
Prince Edward County	5	4	3	2	0

APPENDIX R: DUI Charges and Convictions in Virginia by Locality

Underage DUI Charges (§ 18.2-266.1)	2017	2018	2019	2020	2021
Prince George County	2	0	0	1	1
Prince William County	18	18	23	15	14
Pulaski County	1	1	0	5	0
Radford City	4	0	3	3	4
Rappahannock County	0	2	0	2	0
Richmond County	0	0	1	0	0
Richmond City	3	5	4	2	2
Roanoke County	6	3	3	2	2
Roanoke City	1	0	1	2	1
Rockbridge County	4	3	3	2	1
Rockingham County	6	2	9	2	5
Russell County	2	2	0	3	1
Salem City	3	1	0	0	0
Scott County	1	0	0	0	1
Shenandoah County	1	1	0	1	1
Smyth County	0	0	1	1	0
South Boston City	0	0	0	0	0
Southampton County	1	0	0	0	1
Spotsylvania County	7	5	4	10	4
Stafford County	15	5	12	15	8
Staunton City	0	1	1	0	0
Suffolk City	4	2	3	7	1
Surry County	1	0	1	0	0
Sussex County	0	0	0	0	0
Tazewell County	1	1	1	0	2
Virginia Beach City	18	18	11	12	18
Warren County	2	2	1	2	2
Washington County	2	4	0	7	1
Waynesboro City	0	0	0	0	0
Westmoreland County	0	0	2	1	1
Williamsburg City	8	11	5	4	11
Winchester City	0	3	4	2	2
Wise County	2	4	5	6	4
Wythe County	1	1	4	0	2
York County	4	4	1	2	3
JDR DISTRICT COURT CHARGES					
§ 18.2-266.1 Statewide Total	0	1	2	2	0
Accomack County	0	0	0	0	0
Albemarle County	0	0	0	0	0
Alexandria City	0	0	0	1	0
Alleghany County	0	0	0	0	0
Amelia County	0	0	0	0	0
Amherst County	0	0	0	0	0
Appomattox County	0	0	0	0	0
Arlington County	0	0	1	0	0
Augusta County	0	0	0	0	0
Bath County	0	0	0	0	0

APPENDIX R: DUI Charges and Convictions in Virginia by Locality

Underage DUI Charges (§ 18.2-266.1)	2017	2018	2019	2020	2021
Bedford County	0	0	0	0	0
Bedford City	0	0	0	0	0
Bland County	0	0	0	0	0
Botetourt County	0	0	0	0	0
Bristol City	0	0	0	0	0
Brunswick County	0	0	0	0	0
Buchanan County	0	0	0	0	0
Buckingham County	0	0	0	0	0
Buena Vista City	0	0	0	0	0
Campbell County	0	0	0	0	0
Caroline County	0	0	0	0	0
Carroll County	0	0	0	0	0
Charles City County	0	0	0	0	0
Charlotte County	0	0	0	0	0
Charlottesville City	0	0	0	0	0
Chesapeake City	0	0	0	0	0
Chesterfield County	0	0	0	0	0
Clarke County	0	0	0	0	0
Clifton Forge City	0	0	0	0	0
Colonial Heights City	0	0	0	0	0
Covington City	0	0	0	0	0
Craig County	0	0	0	0	0
Culpeper County	0	0	0	0	0
Cumberland County	0	0	0	0	0
Danville City	0	0	0	0	0
Dickenson County	0	0	0	0	0
Dinwiddie County	0	0	0	0	0
Emporia City	0	0	0	0	0
Essex County	0	0	0	0	0
Fairfax County	0	0	0	0	0
Fairfax City	0	0	0	0	0
Falls Church City	0	0	0	0	0
Fauquier County	0	0	0	0	0
Floyd County	0	0	0	0	0
Fluvanna County	0	0	0	0	0
Franklin County	0	0	0	0	0
Franklin City	0	0	0	0	0
Frederick County	0	0	0	0	0
Fredericksburg City	0	0	0	0	0
Galax City	0	0	0	0	0
Giles County	0	0	0	0	0
Gloucester County	0	0	0	0	0
Goochland County	0	0	0	0	0
Grayson County	0	0	0	0	0
Greene County	0	0	0	0	0
Greensville County	0	0	0	0	0
Halifax County	0	0	0	0	0
Hampton City	0	0	0	0	0
Hanover County	0	0	0	0	0

APPENDIX R: DUI Charges and Convictions in Virginia by Locality

Underage DUI Charges (§ 18.2-266.1)	2017	2018	2019	2020	2021
Harrisonburg City	0	0	0	0	0
Henrico County	0	0	0	0	0
Henry County	0	0	0	0	0
Highland County	0	0	0	0	0
Hopewell City	0	0	0	0	0
Isle of Wight County	0	0	1	0	0
James City County	0	0	0	0	0
King George County	0	0	0	0	0
King William County	0	0	0	0	0
King and Queen County	0	0	0	0	0
Lancaster County	0	0	0	0	0
Lee County	0	0	0	0	0
Lexington City	0	0	0	0	0
Loudoun County	0	0	0	0	0
Louisa County	0	0	0	0	0
Lunenburg County	0	0	0	0	0
Lynchburg City	0	0	0	0	0
Madison County	0	0	0	0	0
Manassas City	0	0	0	0	0
Manassas Park City	0	0	0	0	0
Martinsville City	0	0	0	0	0
Mathews County	0	0	0	0	0
Mecklenburg County	0	0	0	0	0
Middlesex County	0	0	0	0	0
Montgomery County	0	0	0	0	0
Nelson County	0	0	0	0	0
New Kent County	0	0	0	0	0
Newport News City	0	0	0	0	0
Norfolk City	0	0	0	0	0
Northampton County	0	0	0	0	0
Northumberland County	0	0	0	0	0
Norton City	0	0	0	0	0
Nottoway County	0	0	0	0	0
Orange County	0	0	0	0	0
Page County	0	0	0	0	0
Patrick County	0	0	0	0	0
Petersburg City	0	0	0	0	0
Pittsylvania County	0	0	0	0	0
Poquoson City	0	0	0	0	0
Portsmouth City	0	0	0	0	0
Powhatan County	0	0	0	0	0
Prince Edward County	0	0	0	0	0
Prince George County	0	0	0	0	0
Prince William County	0	0	0	0	0
Pulaski County	0	0	0	0	0
Radford City	0	0	0	0	0
Rappahannock County	0	0	0	0	0
Richmond County	0	0	0	0	0
Richmond City	0	0	0	0	0

APPENDIX R: DUI Charges and Convictions in Virginia by Locality

Underage DUI Charges (§ 18.2-266.1)	2017	2018	2019	2020	2021
Roanoke County	0	0	0	0	0
Roanoke City	0	0	0	0	0
Rockbridge County	0	0	0	0	0
Rockingham County	0	0	0	0	0
Russell County	0	0	0	0	0
Salem City	0	0	0	0	0
Scott County	0	0	0	0	0
Shenandoah County	0	0	0	0	0
Smyth County	0	0	0	0	0
South Boston City	0	0	0	0	0
Southampton County	0	0	0	0	0
Spotsylvania County	0	0	0	0	0
Stafford County	0	0	0	0	0
Staunton City	0	0	0	0	0
Suffolk City	0	0	0	0	0
Surry County	0	0	0	0	0
Sussex County	0	0	0	0	0
Tazewell County	0	0	0	0	0
Virginia Beach City	0	0	0	0	0
Warren County	0	0	0	1	0
Washington County	0	0	0	0	0
Waynesboro City	0	0	0	0	0
Westmoreland County	0	0	0	0	0
Williamsburg City	0	1	0	0	0
Winchester City	0	0	0	0	0
Wise County	0	0	0	0	0
Wythe County	0	0	0	0	0
York County	0	0	0	0	0

APPENDIX R: DUI Charges and Convictions in Virginia by Locality

Underage DUI Convictions (§ 18.2-266.1)	2017	2018	2019	2020	2021
CIRCUIT COURT CONVICTIONS					
§ 18.2-266.1 Statewide Total	5	8	9	7	6
Accomack County	0	0	0	0	0
Albemarle County	0	0	0	0	0
Alexandria City	0	0	0	0	0
Alleghany County	0	0	0	1	0
Amelia County	0	0	0	0	0
Amherst County	0	0	0	1	0
Appomattox County	0	0	0	0	0
Arlington County	0	0	0	0	0
Augusta County	0	0	0	0	0
Bath County	0	0	0	0	0
Bedford County	0	0	1	0	0
Bedford City	0	0	0	0	0
Bland County	0	0	0	0	0
Botetourt County	0	0	0	0	0
Bristol City	0	0	0	0	0
Brunswick County	0	0	0	0	0
Buchanan County	0	0	0	0	1
Buckingham County	0	0	0	0	0
Buena Vista City	0	0	0	0	0
Campbell County	0	0	0	0	0
Caroline County	0	0	0	0	0
Carroll County	0	0	0	0	0
Charles City County	0	0	0	0	0
Charlotte County	0	0	0	0	0
Charlottesville City	0	0	0	0	0
Chesapeake City	0	0	0	0	0
Chesterfield County	0	0	0	0	0
Clarke County	0	0	0	0	0
Clifton Forge City	0	0	0	0	0
Colonial Heights City	1	0	1	0	0
Covington City	0	0	0	0	0
Craig County	0	0	0	1	0
Culpeper County	0	0	0	0	0
Cumberland County	0	0	0	0	0
Danville City	0	0	0	0	1
Dickenson County	0	0	0	0	0
Dinwiddie County	0	0	0	0	0
Emporia City	0	0	0	0	0
Essex County	0	1	0	0	0
Fairfax County	0	0	2	0	0
Fairfax City	0	0	0	0	0
Falls Church City	0	0	0	0	0
Fauquier County	0	0	0	0	0
Floyd County	0	0	0	0	0
Fluvanna County	0	0	0	0	0
Franklin County	0	0	0	0	0

APPENDIX R: DUI Charges and Convictions in Virginia by Locality

Underage DUI Convictions (§ 18.2-266.1)	2017	2018	2019	2020	2021
Franklin City	0	0	0	0	0
Frederick County	0	0	0	0	0
Fredericksburg City	0	0	0	0	0
Galax City	0	0	0	0	0
Giles County	0	0	0	0	0
Gloucester County	0	0	0	0	0
Goochland County	0	0	0	0	0
Grayson County	0	0	0	0	0
Greene County	0	0	1	0	0
Greensville County	0	0	0	0	0
Halifax County	0	0	0	0	0
Hampton City	0	0	0	1	0
Hanover County	0	1	0	0	0
Harrisonburg City	0	0	0	0	0
Henrico County	0	0	0	0	0
Henry County	0	0	0	0	0
Highland County	0	0	0	0	0
Hopewell City	0	0	0	0	0
Isle of Wight County	0	1	0	1	0
James City County	0	0	0	0	0
King George County	0	0	0	0	0
King William County	0	0	0	0	0
King and Queen County	0	0	0	0	0
Lancaster County	0	0	0	0	0
Lee County	0	0	0	0	0
Lexington City	0	0	0	0	0
Loudoun County	0	0	0	0	0
Louisa County	0	0	0	0	0
Lunenburg County	0	0	0	0	0
Lynchburg City	0	0	0	0	1
Madison County	0	0	0	0	0
Manassas City	0	0	0	0	0
Manassas Park City	0	0	0	0	0
Martinsville City	0	0	0	0	0
Mathews County	0	0	0	0	0
Mecklenburg County	0	0	0	0	1
Middlesex County	0	0	0	0	0
Montgomery County	0	1	0	0	0
Nelson County	0	0	0	0	0
New Kent County	0	0	0	0	0
Newport News City	0	0	0	0	0
Norfolk City	1	0	0	0	0
Northampton County	0	0	0	0	0
Northumberland County	0	0	0	0	0
Norton City	0	0	0	0	0
Nottoway County	0	0	0	0	0
Orange County	0	0	0	0	0
Page County	0	0	0	0	0
Patrick County	0	0	1	0	0
Petersburg City	0	0	0	0	1

APPENDIX R: DUI Charges and Convictions in Virginia by Locality

Underage DUI Convictions (§ 18.2-266.1)	2017	2018	2019	2020	2021
Pittsylvania County	0	0	1	0	0
Poquoson City	0	0	0	0	0
Portsmouth City	0	0	1	0	0
Powhatan County	0	0	0	0	0
Prince Edward County	0	0	0	0	0
Prince George County	0	0	0	0	0
Prince William County	0	0	0	0	0
Pulaski County	0	0	0	0	0
Radford City	0	0	0	0	0
Rappahannock County	0	0	0	0	0
Richmond County	0	0	0	0	0
Richmond City	0	0	0	0	0
Roanoke County	0	0	0	0	0
Roanoke City	0	0	0	0	0
Rockbridge County	0	0	0	0	0
Rockingham County	0	0	0	1	0
Russell County	0	0	0	0	0
Salem City	0	0	0	0	0
Scott County	0	0	0	0	0
Shenandoah County	0	0	0	0	0
Smyth County	0	0	0	0	0
South Boston City	0	0	0	0	0
Southampton County	0	0	0	0	0
Spotsylvania County	0	0	0	0	0
Stafford County	0	2	0	0	0
Staunton City	0	0	0	0	0
Suffolk City	0	1	0	0	0
Surry County	0	0	0	0	0
Sussex County	0	0	0	0	0
Tazewell County	1	0	0	0	0
Virginia Beach City	0	1	0	0	1
Warren County	0	0	0	0	0
Washington County	0	0	0	0	0
Waynesboro City	0	0	0	0	0
Westmoreland County	1	0	0	0	0
Williamsburg City	0	0	0	1	0
Winchester City	0	0	0	0	0
Wise County	1	0	1	0	0
Wythe County	0	0	0	0	0
York County	0	0	0	0	0
GENERAL DISTRICT COURT CONVICTIONS					
§ 18.2-266.1 Statewide Total	211	170	158	159	139
Accomack County	5	2	0	1	0
Albemarle County	1	3	2	7	1
Alexandria City	2	3	2	0	0
Alleghany County	0	0	0	0	0
Amelia County	1	1	0	1	0
Amherst County	1	1	2	2	2

APPENDIX R: DUI Charges and Convictions in Virginia by Locality

Underage DUI Convictions (§ 18.2-266.1)	2017	2018	2019	2020	2021
Appomattox County	0	0	1	0	0
Arlington County	0	2	2	3	0
Augusta County	2	0	1	0	1
Bath County	0	0	0	0	0
Bedford County	2	2	1	0	2
Bedford City	0	0	0	0	0
Bland County	0	0	1	0	0
Botetourt County	0	2	0	2	2
Bristol City	0	0	0	0	0
Brunswick County	1	2	1	0	1
Buchanan County	1	1	0	0	1
Buckingham County	0	0	0	1	1
Buena Vista City	1	0	0	0	1
Campbell County	0	0	0	4	2
Caroline County	1	4	2	1	2
Carroll County	2	1	0	0	2
Charles City County	0	0	0	0	0
Charlotte County	0	0	0	0	0
Charlottesville City	4	1	3	0	2
Chesapeake City	5	1	2	3	3
Chesterfield County	5	2	6	6	1
Clarke County	0	0	1	0	0
Clifton Forge City	0	0	0	0	0
Colonial Heights City	5	2	2	1	0
Covington City	0	0	0	0	0
Craig County	0	0	0	1	1
Culpeper County	0	2	3	4	0
Cumberland County	0	1	2	0	0
Danville City	0	1	0	0	2
Dickenson County	0	0	1	1	0
Dinwiddie County	0	0	0	0	0
Emporia City	0	1	0	0	0
Essex County	0	1	0	0	0
Fairfax County	21	7	8	8	8
Fairfax City	0	0	0	0	0
Falls Church City	0	0	1	1	1
Fauquier County	1	0	2	2	3
Floyd County	0	0	0	0	0
Fluvanna County	0	1	0	0	0
Franklin County	1	1	0	2	1
Franklin City	0	0	0	0	0
Frederick County	1	1	3	3	1
Fredericksburg City	1	1	2	0	1
Galax City	4	1	2	2	0
Giles County	0	1	1	0	1
Gloucester County	3	3	0	1	1
Goochland County	2	1	1	0	1
Grayson County	0	1	2	1	2
Greene County	1	1	1	0	0
Greensville County	0	0	0	1	0

APPENDIX R: DUI Charges and Convictions in Virginia by Locality

Underage DUI Convictions (§ 18.2-266.1)	2017	2018	2019	2020	2021
Halifax County	1	0	2	0	1
Hampton City	2	0	3	1	0
Hanover County	6	1	1	4	3
Harrisonburg City	0	0	0	0	0
Henrico County	6	5	2	6	3
Henry County	1	0	0	0	0
Highland County	0	0	0	0	0
Hopewell City	0	0	1	0	0
Isle of Wight County	1	3	1	1	1
James City County	0	0	0	0	0
King George County	0	0	1	0	1
King William County	0	1	0	0	0
King and Queen County	2	0	0	0	1
Lancaster County	1	0	1	0	0
Lee County	0	1	0	0	0
Lexington City	0	0	0	0	0
Loudoun County	7	6	2	2	1
Louisa County	0	2	3	2	0
Lunenburg County	0	1	0	0	0
Lynchburg City	5	1	1	3	1
Madison County	1	1	0	0	1
Manassas City	0	0	0	0	0
Manassas Park City	0	0	0	0	0
Martinsville City	1	1	0	0	0
Mathews County	0	0	0	0	0
Mecklenburg County	1	3	3	1	1
Middlesex County	0	0	0	0	0
Montgomery County	8	7	8	7	8
Nelson County	2	1	1	0	0
New Kent County	2	0	2	0	0
Newport News City	0	0	0	3	1
Norfolk City	8	3	0	2	10
Northampton County	0	1	0	0	1
Northumberland County	0	1	0	0	0
Norton City	0	0	0	0	0
Nottoway County	0	0	0	0	0
Orange County	1	1	0	0	2
Page County	0	3	0	3	2
Patrick County	1	0	1	1	0
Petersburg City	0	0	0	0	0
Pittsylvania County	1	1	0	1	1
Poquoson City	0	0	0	0	0
Portsmouth City	1	2	1	2	0
Powhatan County	0	1	0	1	0
Prince Edward County	3	5	0	2	0
Prince George County	3	0	0	0	0
Prince William County	7	6	9	4	7
Pulaski County	3	0	1	2	0
Radford City	3	0	3	0	5
Rappahannock County	0	1	1	2	0

APPENDIX R: DUI Charges and Convictions in Virginia by Locality

Underage DUI Convictions (§ 18.2-266.1)	2017	2018	2019	2020	2021
Richmond County	0	0	1	0	0
Richmond City	2	4	3	2	2
Roanoke County	4	5	3	3	0
Roanoke City	2	0	2	2	1
Rockbridge County	2	3	3	2	1
Rockingham County	8	2	6	2	6
Russell County	3	2	0	2	2
Salem City	0	0	0	0	0
Scott County	0	1	0	0	0
Shenandoah County	0	0	1	1	1
Smyth County	1	0	1	0	0
South Boston City	0	0	0	0	0
Southampton County	1	0	0	0	1
Spotsylvania County	0	2	0	3	0
Stafford County	8	3	2	5	6
Staunton City	0	2	0	0	0
Suffolk City	2	1	3	3	2
Surry County	0	1	1	0	0
Sussex County	0	0	0	0	0
Tazewell County	0	3	1	0	0
Virginia Beach City	18	11	13	14	11
Warren County	0	4	0	0	2
Washington County	1	2	1	2	2
Waynesboro City	0	0	0	0	0
Westmoreland County	1	0	0	0	0
Williamsburg City	2	2	3	3	1
Winchester City	0	2	3	3	1
Wise County	2	2	4	2	1
Wythe County	2	0	1	0	1
York County	0	4	0	1	0
JDR DISTRICT COURT CONVICTIONS					
§ 18.2-266.1 Statewide Total	0	0	0	0	0
Accomack County	0	0	0	0	0
Albemarle County	0	0	0	0	0
Alexandria City	0	0	0	0	0
Alleghany County	0	0	0	0	0
Amelia County	0	0	0	0	0
Amherst County	0	0	0	0	0
Appomattox County	0	0	0	0	0
Arlington County	0	0	0	0	0
Augusta County	0	0	0	0	0
Bath County	0	0	0	0	0
Bedford County	0	0	0	0	0
Bedford City	0	0	0	0	0
Bland County	0	0	0	0	0
Botetourt County	0	0	0	0	0
Bristol City	0	0	0	0	0
Brunswick County	0	0	0	0	0

APPENDIX R: DUI Charges and Convictions in Virginia by Locality

Underage DUI Convictions (§ 18.2-266.1)	2017	2018	2019	2020	2021
Buchanan County	0	0	0	0	0
Buckingham County	0	0	0	0	0
Buena Vista City	0	0	0	0	0
Campbell County	0	0	0	0	0
Caroline County	0	0	0	0	0
Carroll County	0	0	0	0	0
Charles City County	0	0	0	0	0
Charlotte County	0	0	0	0	0
Charlottesville City	0	0	0	0	0
Chesapeake City	0	0	0	0	0
Chesterfield County	0	0	0	0	0
Clarke County	0	0	0	0	0
Clifton Forge City	0	0	0	0	0
Colonial Heights City	0	0	0	0	0
Covington City	0	0	0	0	0
Craig County	0	0	0	0	0
Culpeper County	0	0	0	0	0
Cumberland County	0	0	0	0	0
Danville City	0	0	0	0	0
Dickenson County	0	0	0	0	0
Dinwiddie County	0	0	0	0	0
Emporia City	0	0	0	0	0
Essex County	0	0	0	0	0
Fairfax County	0	0	0	0	0
Fairfax City	0	0	0	0	0
Falls Church City	0	0	0	0	0
Fauquier County	0	0	0	0	0
Floyd County	0	0	0	0	0
Fluvanna County	0	0	0	0	0
Franklin County	0	0	0	0	0
Franklin City	0	0	0	0	0
Frederick County	0	0	0	0	0
Fredericksburg City	0	0	0	0	0
Galax City	0	0	0	0	0
Giles County	0	0	0	0	0
Gloucester County	0	0	0	0	0
Goochland County	0	0	0	0	0
Grayson County	0	0	0	0	0
Greene County	0	0	0	0	0
Greensville County	0	0	0	0	0
Halifax County	0	0	0	0	0
Hampton City	0	0	0	0	0
Hanover County	0	0	0	0	0
Harrisonburg City	0	0	0	0	0
Henrico County	0	0	0	0	0
Henry County	0	0	0	0	0
Highland County	0	0	0	0	0
Hopewell City	0	0	0	0	0
Isle of Wight County	0	0	0	0	0
James City County	0	0	0	0	0

APPENDIX R: DUI Charges and Convictions in Virginia by Locality

Underage DUI Convictions (§ 18.2-266.1)	2017	2018	2019	2020	2021
King George County	0	0	0	0	0
King William County	0	0	0	0	0
King and Queen County	0	0	0	0	0
Lancaster County	0	0	0	0	0
Lee County	0	0	0	0	0
Lexington City	0	0	0	0	0
Loudoun County	0	0	0	0	0
Louisa County	0	0	0	0	0
Lunenburg County	0	0	0	0	0
Lynchburg City	0	0	0	0	0
Madison County	0	0	0	0	0
Manassas City	0	0	0	0	0
Manassas Park City	0	0	0	0	0
Martinsville City	0	0	0	0	0
Mathews County	0	0	0	0	0
Mecklenburg County	0	0	0	0	0
Middlesex County	0	0	0	0	0
Montgomery County	0	0	0	0	0
Nelson County	0	0	0	0	0
New Kent County	0	0	0	0	0
Newport News City	0	0	0	0	0
Norfolk City	0	0	0	0	0
Northampton County	0	0	0	0	0
Northumberland County	0	0	0	0	0
Norton City	0	0	0	0	0
Nottoway County	0	0	0	0	0
Orange County	0	0	0	0	0
Page County	0	0	0	0	0
Patrick County	0	0	0	0	0
Petersburg City	0	0	0	0	0
Pittsylvania County	0	0	0	0	0
Poquoson City	0	0	0	0	0
Portsmouth City	0	0	0	0	0
Powhatan County	0	0	0	0	0
Prince Edward County	0	0	0	0	0
Prince George County	0	0	0	0	0
Prince William County	0	0	0	0	0
Pulaski County	0	0	0	0	0
Radford City	0	0	0	0	0
Rappahannock County	0	0	0	0	0
Richmond County	0	0	0	0	0
Richmond City	0	0	0	0	0
Roanoke County	0	0	0	0	0
Roanoke City	0	0	0	0	0
Rockbridge County	0	0	0	0	0
Rockingham County	0	0	0	0	0
Russell County	0	0	0	0	0
Salem City	0	0	0	0	0
Scott County	0	0	0	0	0
Shenandoah County	0	0	0	0	0

APPENDIX R: DUI Charges and Convictions in Virginia by Locality

Underage DUI Convictions (§ 18.2-266.1)	2017	2018	2019	2020	2021
Smyth County	0	0	0	0	0
South Boston City	0	0	0	0	0
Southampton County	0	0	0	0	0
Spotsylvania County	0	0	0	0	0
Stafford County	0	0	0	0	0
Staunton City	0	0	0	0	0
Suffolk City	0	0	0	0	0
Surry County	0	0	0	0	0
Sussex County	0	0	0	0	0
Tazewell County	0	0	0	0	0
Virginia Beach City	0	0	0	0	0
Warren County	0	0	0	0	0
Washington County	0	0	0	0	0
Waynesboro City	0	0	0	0	0
Westmoreland County	0	0	0	0	0
Williamsburg City	0	0	0	0	0
Winchester City	0	0	0	0	0
Wise County	0	0	0	0	0
Wythe County	0	0	0	0	0
York County	0	0	0	0	0

APPENDIX R: DUI Charges and Convictions in Virginia by Locality

General DUI Refusal Civil and Misdemeanor Charges (§ 18.2-268.3)	2017	2018	2019	2020	2021
CIRCUIT COURT CHARGES					
§ 18.2-268.3 (Civil) Statewide Total	278	313	324	223	267
Accomack County	0	1	5	1	0
Albemarle County	0	3	2	0	0
Alexandria City	0	0	0	0	0
Alleghany County	1	0	0	1	3
Amelia County	0	0	0	0	0
Amherst County	1	2	1	1	2
Appomattox County	0	0	0	0	0
Arlington County	8	10	7	1	7
Augusta County	0	1	5	0	4
Bath County	0	0	0	0	0
Bedford County	8	1	0	1	2
Bedford City	0	0	0	0	0
Bland County	0	0	0	0	0
Botetourt County	0	2	1	1	3
Bristol City	3	0	2	0	1
Brunswick County	0	1	1	2	0
Buchanan County	1	2	0	1	4
Buckingham County	0	0	0	0	0
Buena Vista City	1	0	0	2	0
Campbell County	6	1	0	2	6
Caroline County	4	3	5	2	0
Carroll County	0	0	0	0	1
Charles City County	0	0	0	0	0
Charlotte County	0	0	1	0	0
Charlottesville City	2	1	0	4	1
Chesapeake City	12	8	12	9	21
Chesterfield County	3	6	11	10	15
Clarke County	0	2	0	1	0
Clifton Forge City	0	0	0	0	0
Colonial Heights City	1	2	1	0	0
Covington City	0	0	0	0	0
Craig County	0	0	0	1	1
Culpeper County	0	0	1	2	0
Cumberland County	0	0	0	0	0
Danville City	4	1	7	4	4
Dickenson County	0	0	0	0	0
Dinwiddie County	1	0	1	0	2
Emporia City	0	0	0	0	0
Essex County	0	0	0	0	0
Fairfax County	12	13	10	2	1
Fairfax City	0	0	0	0	0
Falls Church City	0	0	0	0	0
Fauquier County	0	2	0	5	2
Floyd County	4	0	0	0	0
Fluvanna County	0	1	2	2	0

APPENDIX R: DUI Charges and Convictions in Virginia by Locality

General DUI Refusal Civil and Misdemeanor Charges (§ 18.2-268.3)	2017	2018	2019	2020	2021
Franklin County	3	4	1	0	0
Franklin City	0	0	0	0	0
Frederick County	4	3	1	2	5
Fredericksburg City	4	2	4	2	2
Galax City	0	0	0	0	0
Giles County	0	0	0	0	1
Gloucester County	1	2	4	2	4
Goochland County	4	3	0	2	0
Grayson County	1	0	0	0	0
Greene County	0	0	0	0	0
Greensville County	0	2	2	0	0
Halifax County	4	3	6	6	2
Hampton City	10	21	18	10	9
Hanover County	2	2	9	6	5
Harrisonburg City	0	0	0	0	0
Henrico County	4	4	3	5	2
Henry County	1	2	1	0	4
Highland County	0	0	0	0	0
Hopewell City	0	0	1	0	0
Isle of Wight County	3	3	1	0	1
James City County	0	0	0	0	0
King George County	0	5	1	1	2
King William County	0	1	0	0	0
King and Queen County	0	0	0	0	0
Lancaster County	0	0	0	0	1
Lee County	6	14	4	5	16
Lexington City	0	0	0	0	0
Loudoun County	5	2	6	5	2
Louisa County	3	0	3	1	2
Lunenburg County	0	0	0	1	0
Lynchburg City	5	2	3	1	3
Madison County	3	1	0	0	0
Manassas City	0	0	0	0	0
Manassas Park City	0	0	0	0	0
Martinsville City	2	2	2	3	2
Mathews County	0	0	0	0	0
Mecklenburg County	1	0	1	0	1
Middlesex County	0	0	2	1	1
Montgomery County	2	4	11	8	5
Nelson County	1	2	1	0	0
New Kent County	0	1	0	0	0
Newport News City	14	14	12	4	2
Norfolk City	7	9	5	2	6
Northampton County	1	1	0	3	2
Northumberland County	0	0	0	0	0
Norton City	0	0	0	0	0
Nottoway County	0	2	1	0	0
Orange County	0	1	0	0	1
Page County	2	3	0	1	0

APPENDIX R: DUI Charges and Convictions in Virginia by Locality

General DUI Refusal Civil and Misdemeanor Charges (§ 18.2-268.3)	2017	2018	2019	2020	2021
Patrick County	1	0	1	0	0
Petersburg City	1	2	6	1	0
Pittsylvania County	0	0	2	0	3
Poquoson City	0	0	0	0	0
Portsmouth City	12	11	12	6	2
Powhatan County	0	0	2	1	0
Prince Edward County	1	2	2	1	1
Prince George County	1	3	1	1	0
Prince William County	13	19	19	9	12
Pulaski County	0	0	0	2	0
Radford City	1	1	0	0	0
Rappahannock County	0	0	0	0	0
Richmond County	1	0	0	0	0
Richmond City	2	5	3	2	6
Roanoke County	7	8	16	12	12
Roanoke City	7	7	5	1	3
Rockbridge County	0	1	1	1	0
Rockingham County	1	1	3	0	1
Russell County	0	0	0	0	0
Salem City	0	0	1	0	1
Scott County	5	0	3	7	3
Shenandoah County	3	0	2	0	0
Smyth County	1	0	0	0	1
South Boston City	0	0	0	0	0
Southampton County	2	0	0	0	0
Spotsylvania County	4	8	4	3	4
Stafford County	9	8	8	7	14
Staunton City	2	0	2	1	0
Suffolk City	1	7	3	3	10
Surry County	0	0	1	0	0
Sussex County	1	0	0	2	1
Tazewell County	4	2	3	3	1
Virginia Beach City	24	33	36	21	11
Warren County	0	0	1	3	3
Washington County	0	0	1	2	3
Waynesboro City	0	0	0	0	0
Westmoreland County	1	0	0	1	1
Williamsburg City	3	4	2	4	5
Winchester City	0	2	1	1	2
Wise County	1	4	0	0	6
Wythe County	0	0	1	0	0
York County	4	7	4	2	0
CIRCUIT COURT CHARGES					
§ 18.2-268.3 (Misdemeanor) Statewide Total	245	217	204	166	193
Accomack County	0	1	5	2	0
Albemarle County	1	2	4	2	0
Alexandria City	0	0	0	0	0

APPENDIX R: DUI Charges and Convictions in Virginia by Locality

General DUI Refusal Civil and Misdemeanor Charges (§ 18.2-268.3)	2017	2018	2019	2020	2021
Alleghany County	1	2	0	4	1
Amelia County	0	0	0	0	0
Amherst County	5	1	2	4	1
Appomattox County	0	0	0	0	0
Arlington County	6	3	2	1	0
Augusta County	1	1	2	3	4
Bath County	0	0	1	0	0
Bedford County	0	0	0	0	0
Bedford City	0	0	0	0	0
Bland County	0	0	0	0	0
Botetourt County	2	1	2	0	0
Bristol City	1	0	1	0	0
Brunswick County	0	0	2	2	1
Buchanan County	0	1	0	0	2
Buckingham County	1	0	1	1	1
Buena Vista City	0	0	0	0	1
Campbell County	0	6	3	1	4
Caroline County	1	1	3	2	3
Carroll County	0	0	0	0	0
Charles City County	0	2	0	1	0
Charlotte County	1	0	3	1	0
Charlottesville City	1	1	0	1	1
Chesapeake City	12	16	14	14	18
Chesterfield County	11	5	3	4	9
Clarke County	0	1	1	0	1
Clifton Forge City	0	0	0	0	0
Colonial Heights City	3	0	0	0	2
Covington City	0	0	0	0	0
Craig County	0	0	0	2	0
Culpeper County	0	0	1	1	1
Cumberland County	1	1	0	0	0
Danville City	4	0	4	2	2
Dickenson County	0	1	0	0	0
Dinwiddie County	2	2	0	1	0
Emporia City	0	0	0	0	0
Essex County	0	0	0	0	0
Fairfax County	10	10	3	5	1
Fairfax City	0	0	0	0	0
Falls Church City	0	0	0	0	0
Fauquier County	0	0	1	2	1
Floyd County	0	0	0	0	0
Fluvanna County	0	0	2	0	3
Franklin County	1	1	2	1	1
Franklin City	0	0	0	0	0
Frederick County	3	4	2	0	2
Fredericksburg City	3	2	4	3	6
Galax City	0	0	0	0	0
Giles County	0	0	0	0	0
Gloucester County	2	4	1	2	2

APPENDIX R: DUI Charges and Convictions in Virginia by Locality

General DUI Refusal Civil and Misdemeanor Charges (§ 18.2-268.3)	2017	2018	2019	2020	2021
Goochland County	1	1	4	1	1
Grayson County	0	0	0	0	0
Greene County	1	1	0	1	0
Greensville County	3	2	0	2	1
Halifax County	3	0	4	2	2
Hampton City	3	2	6	9	2
Hanover County	0	3	1	3	2
Harrisonburg City	0	0	0	0	0
Henrico County	3	4	4	2	2
Henry County	3	1	2	1	0
Highland County	0	0	0	0	0
Hopewell City	1	0	0	0	0
Isle of Wight County	3	1	0	0	0
James City County	0	0	0	0	0
King George County	3	3	2	2	1
King William County	0	1	0	0	0
King and Queen County	0	0	0	0	0
Lancaster County	0	0	0	0	0
Lee County	2	0	0	0	1
Lexington City	0	0	0	0	0
Loudoun County	3	3	5	0	2
Louisa County	0	1	0	1	1
Lunenburg County	2	0	0	0	0
Lynchburg City	1	5	5	0	1
Madison County	0	4	0	0	1
Manassas City	0	0	0	0	0
Manassas Park City	0	0	0	0	0
Martinsville City	2	0	1	0	0
Mathews County	0	0	0	0	1
Mecklenburg County	1	0	1	3	2
Middlesex County	0	0	1	0	1
Montgomery County	2	1	0	2	3
Nelson County	2	0	0	0	1
New Kent County	0	0	0	1	0
Newport News City	2	4	2	2	1
Norfolk City	13	5	10	2	2
Northampton County	0	1	1	0	1
Northumberland County	0	0	0	3	1
Norton City	0	0	0	0	0
Nottoway County	0	1	0	0	0
Orange County	3	1	1	2	5
Page County	0	0	1	0	0
Patrick County	0	1	1	0	0
Petersburg City	1	1	1	1	0
Pittsylvania County	1	0	2	0	1
Poquoson City	0	0	0	0	0
Portsmouth City	5	1	2	1	1
Powhatan County	0	0	0	0	0
Prince Edward County	1	4	0	0	2

APPENDIX R: DUI Charges and Convictions in Virginia by Locality

General DUI Refusal Civil and Misdemeanor Charges (§ 18.2-268.3)	2017	2018	2019	2020	2021
Prince George County	0	1	0	0	0
Prince William County	17	23	18	10	14
Pulaski County	0	0	0	0	1
Radford City	1	1	0	0	2
Rappahannock County	0	0	0	0	0
Richmond County	0	0	0	1	0
Richmond City	4	0	1	1	1
Roanoke County	3	2	3	3	4
Roanoke City	1	1	3	2	3
Rockbridge County	1	0	1	0	1
Rockingham County	0	1	1	2	0
Russell County	0	0	0	0	0
Salem City	1	0	2	0	1
Scott County	2	1	2	0	2
Shenandoah County	2	0	1	1	2
Smyth County	3	1	0	0	0
South Boston City	0	0	0	0	0
Southampton County	2	1	1	1	1
Spotsylvania County	4	4	5	4	10
Stafford County	10	5	3	6	10
Staunton City	0	1	1	0	0
Suffolk City	7	8	12	6	7
Surry County	0	0	0	0	0
Sussex County	1	0	0	0	0
Tazewell County	1	2	1	1	1
Virginia Beach City	36	32	14	18	18
Warren County	0	1	1	4	1
Washington County	0	1	0	0	0
Waynesboro City	3	2	1	0	0
Westmoreland County	1	0	0	0	0
Williamsburg City	1	4	0	0	2
Winchester City	1	2	1	1	0
Wise County	1	0	2	1	1
Wythe County	0	0	1	0	1
York County	4	2	3	1	3
GENERAL DISTRICT COURT CHARGES					
§ 18.2-268.3 (Civil) Statewide Total	3,231	3,371	3,626	2,903	3,120
Accomack County	26	35	37	15	15
Albemarle County	23	31	32	24	26
Alexandria City	45	22	30	9	12
Alleghany County	11	3	6	5	7
Amelia County	1	5	4	1	2
Amherst County	16	16	15	11	8
Appomattox County	6	2	1	3	0
Arlington County	115	104	72	80	84
Augusta County	14	13	22	17	13
Bath County	0	1	1	0	0

APPENDIX R: DUI Charges and Convictions in Virginia by Locality

General DUI Refusal Civil and Misdemeanor Charges (§ 18.2-268.3)	2017	2018	2019	2020	2021
Bedford County	25	17	12	12	10
Bedford City	0	0	0	0	0
Bland County	2	1	4	3	2
Botetourt County	6	8	16	8	12
Bristol City	12	10	15	10	14
Brunswick County	11	5	9	10	9
Buchanan County	13	10	18	22	33
Buckingham County	6	3	7	2	0
Buena Vista City	1	2	3	4	5
Campbell County	16	7	19	19	18
Caroline County	28	25	19	21	8
Carroll County	13	11	11	8	12
Charles City County	1	2	1	1	2
Charlotte County	4	8	4	2	5
Charlottesville City	36	19	20	16	10
Chesapeake City	77	58	85	93	137
Chesterfield County	78	122	177	158	208
Clarke County	4	14	6	7	4
Clifton Forge City	0	0	0	0	0
Colonial Heights City	25	32	27	20	18
Covington City	0	0	0	0	0
Craig County	0	1	0	3	1
Culpeper County	16	16	26	11	28
Cumberland County	3	2	3	0	1
Danville City	20	30	37	36	28
Dickenson County	5	2	6	7	13
Dinwiddie County	16	11	11	9	13
Emporia City	7	13	11	4	4
Essex County	4	5	2	3	1
Fairfax County	138	130	122	122	104
Fairfax City	1	0	0	1	1
Falls Church City	9	7	12	8	8
Fauquier County	49	40	36	24	30
Floyd County	5	8	6	5	4
Fluvanna County	12	7	11	6	6
Franklin County	31	27	24	9	12
Franklin City	3	3	2	5	5
Frederick County	25	26	26	44	40
Fredericksburg City	34	34	22	17	27
Galax City	8	5	7	7	3
Giles County	10	6	7	8	4
Gloucester County	33	33	36	27	23
Goochland County	21	14	15	8	9
Grayson County	0	6	5	5	2
Greene County	6	6	7	5	6
Greensville County	0	4	9	3	3
Halifax County	17	11	20	11	10
Hampton City	99	92	51	56	70
Hanover County	42	28	55	42	39

APPENDIX R: DUI Charges and Convictions in Virginia by Locality

General DUI Refusal Civil and Misdemeanor Charges (§ 18.2-268.3)	2017	2018	2019	2020	2021
Harrisonburg City	0	0	0	0	0
Henrico County	110	112	96	77	67
Henry County	10	11	11	9	9
Highland County	1	0	0	0	1
Hopewell City	14	18	14	8	10
Isle of Wight County	44	31	33	39	21
James City County	0	0	0	0	0
King George County	13	14	20	17	20
King William County	2	3	3	6	2
King and Queen County	7	2	11	2	5
Lancaster County	7	5	5	4	3
Lee County	45	35	18	30	26
Lexington City	0	0	0	0	0
Loudoun County	89	109	140	68	87
Louisa County	11	13	4	10	10
Lunenburg County	2	2	6	2	1
Lynchburg City	35	17	28	14	21
Madison County	10	2	4	3	2
Manassas City	0	0	0	0	0
Manassas Park City	0	0	0	0	0
Martinsville City	7	9	15	14	12
Mathews County	4	1	1	2	6
Mecklenburg County	10	17	17	12	10
Middlesex County	2	3	4	4	4
Montgomery County	32	39	46	28	34
Nelson County	10	8	6	1	0
New Kent County	10	12	12	12	18
Newport News City	3	21	125	107	143
Norfolk City	107	109	89	55	75
Northampton County	10	8	4	7	20
Northumberland County	8	10	2	3	4
Norton City	0	0	0	0	0
Nottoway County	3	6	6	2	2
Orange County	16	22	8	7	18
Page County	12	12	5	8	7
Patrick County	3	2	4	3	1
Petersburg City	26	32	42	24	12
Pittsylvania County	5	12	8	7	8
Poquoson City	0	0	0	0	0
Portsmouth City	47	53	53	43	62
Powhatan County	16	16	17	16	13
Prince Edward County	10	12	9	6	6
Prince George County	10	24	24	12	13
Prince William County	296	352	377	300	322
Pulaski County	14	10	17	17	11
Radford City	7	5	5	4	7
Rappahannock County	2	4	5	3	4
Richmond County	3	2	1	2	3
Richmond City	79	93	63	40	46

APPENDIX R: DUI Charges and Convictions in Virginia by Locality

General DUI Refusal Civil and Misdemeanor Charges (§ 18.2-268.3)	2017	2018	2019	2020	2021
Roanoke County	53	69	81	71	41
Roanoke City	45	61	53	39	37
Rockbridge County	9	14	6	7	9
Rockingham County	32	31	20	23	28
Russell County	3	2	3	4	5
Salem City	14	24	17	6	11
Scott County	15	14	20	7	8
Shenandoah County	19	14	20	13	11
Smyth County	11	13	22	11	10
South Boston City	0	0	0	0	0
Southampton County	3	2	4	3	5
Spotsylvania County	46	48	35	41	48
Stafford County	52	48	51	68	78
Staunton City	7	16	8	7	13
Suffolk City	19	35	50	66	60
Surry County	2	1	5	4	1
Sussex County	9	5	8	7	6
Tazewell County	33	20	27	17	14
Virginia Beach City	297	348	384	236	267
Warren County	22	27	35	27	29
Washington County	15	17	25	20	14
Waynesboro City	6	6	7	4	6
Westmoreland County	7	6	13	5	8
Williamsburg City	19	24	30	28	17
Winchester City	17	16	12	15	22
Wise County	30	17	19	37	11
Wythe County	28	13	14	13	11
York County	37	59	57	29	35
GENERAL DISTRICT COURT CHARGES					
§ 18.2-268.3 (Misdemeanor) Statewide Total	1,192	1,201	1,201	925	861
Accomack County	4	8	9	4	3
Albemarle County	11	14	13	4	8
Alexandria City	8	8	4	2	0
Alleghany County	3	2	1	8	1
Amelia County	0	1	1	0	2
Amherst County	6	6	5	3	1
Appomattox County	1	1	2	1	1
Arlington County	27	17	35	12	14
Augusta County	5	9	8	7	5
Bath County	1	0	1	0	0
Bedford County	2	5	2	4	3
Bedford City	0	0	0	0	0
Bland County	0	0	1	1	0
Botetourt County	5	4	5	3	6
Bristol City	3	2	0	1	1
Brunswick County	0	2	2	3	1
Buchanan County	1	1	1	4	1

APPENDIX R: DUI Charges and Convictions in Virginia by Locality

General DUI Refusal Civil and Misdemeanor Charges (§ 18.2-268.3)	2017	2018	2019	2020	2021
Buckingham County	1	3	1	1	2
Buena Vista City	0	1	1	1	0
Campbell County	6	5	10	7	6
Caroline County	2	6	7	7	5
Carroll County	0	4	1	2	3
Charles City County	1	3	0	1	0
Charlotte County	6	2	5	3	1
Charlottesville City	7	4	6	2	2
Chesapeake City	38	55	39	35	55
Chesterfield County	40	41	49	56	57
Clarke County	1	3	0	0	1
Clifton Forge City	0	0	0	0	0
Colonial Heights City	9	1	3	5	5
Covington City	0	0	0	0	0
Craig County	0	0	1	2	1
Culpeper County	7	8	4	7	4
Cumberland County	1	1	0	0	0
Danville City	8	8	8	4	6
Dickenson County	1	1	0	1	6
Dinwiddie County	5	3	1	2	1
Emporia City	4	1	2	3	1
Essex County	1	1	1	0	2
Fairfax County	163	140	132	67	77
Fairfax City	2	2	1	2	1
Falls Church City	3	2	2	4	1
Fauquier County	10	10	13	12	15
Floyd County	0	3	1	1	0
Fluvanna County	3	3	7	1	7
Franklin County	6	11	4	5	3
Franklin City	0	2	2	1	2
Frederick County	9	11	5	6	5
Fredericksburg City	8	5	4	6	9
Galax City	0	4	1	0	0
Giles County	2	2	0	4	0
Gloucester County	17	19	12	11	10
Goochland County	6	4	8	5	2
Grayson County	0	0	0	2	0
Greene County	1	3	1	0	2
Greensville County	0	1	0	2	1
Halifax County	2	5	10	7	5
Hampton City	9	14	6	13	8
Hanover County	11	10	12	9	10
Harrisonburg City	0	0	0	0	0
Henrico County	63	68	65	29	20
Henry County	3	2	2	1	0
Highland County	0	1	0	0	0
Hopewell City	1	1	2	0	5
Isle of Wight County	18	5	13	14	7
James City County	0	0	0	0	0

APPENDIX R: DUI Charges and Convictions in Virginia by Locality

General DUI Refusal Civil and Misdemeanor Charges (§ 18.2-268.3)	2017	2018	2019	2020	2021
King George County	4	7	3	3	5
King William County	3	1	1	1	3
King and Queen County	3	0	2	0	2
Lancaster County	1	1	1	2	1
Lee County	2	0	0	2	1
Lexington City	0	0	0	0	0
Loudoun County	26	39	46	15	14
Louisa County	5	6	1	1	5
Lunenburg County	3	2	0	0	0
Lynchburg City	15	11	16	4	5
Madison County	2	6	1	0	1
Manassas City	0	0	0	0	0
Manassas Park City	0	0	0	0	0
Martinsville City	4	1	1	0	0
Mathews County	1	1	1	0	2
Mecklenburg County	3	6	7	2	3
Middlesex County	0	0	2	2	1
Montgomery County	14	13	19	10	11
Nelson County	6	1	2	3	1
New Kent County	5	8	4	8	7
Newport News City	0	8	34	18	19
Norfolk City	37	23	21	10	10
Northampton County	3	4	3	3	5
Northumberland County	1	0	2	4	0
Norton City	0	0	0	0	0
Nottoway County	0	1	0	1	2
Orange County	10	2	4	7	9
Page County	4	0	3	1	3
Patrick County	1	0	0	0	1
Petersburg City	4	1	1	3	2
Pittsylvania County	3	8	7	4	0
Poquoson City	0	0	0	0	0
Portsmouth City	12	16	21	15	14
Powhatan County	1	1	1	2	3
Prince Edward County	5	5	1	1	3
Prince George County	3	3	0	0	2
Prince William County	115	135	133	98	96
Pulaski County	3	1	7	2	1
Radford City	1	2	0	2	1
Rappahannock County	0	1	1	0	3
Richmond County	1	0	0	1	0
Richmond City	20	20	20	14	9
Roanoke County	16	18	30	18	11
Roanoke City	22	40	23	25	11
Rockbridge County	5	3	2	2	1
Rockingham County	15	15	19	14	15
Russell County	0	1	1	2	1
Salem City	6	6	9	4	2
Scott County	3	3	2	3	0

APPENDIX R: DUI Charges and Convictions in Virginia by Locality

General DUI Refusal Civil and Misdemeanor Charges (§ 18.2-268.3)	2017	2018	2019	2020	2021
Shenandoah County	2	4	3	9	6
Smyth County	2	3	3	1	5
South Boston City	0	0	0	0	0
Southampton County	1	2	1	2	2
Spotsylvania County	11	16	16	8	12
Stafford County	13	18	24	22	23
Staunton City	3	5	6	4	1
Suffolk City	28	33	20	24	12
Surry County	0	0	0	0	0
Sussex County	1	1	2	0	2
Tazewell County	2	1	1	1	0
Virginia Beach City	121	98	87	106	83
Warren County	7	3	10	8	8
Washington County	4	3	6	5	1
Waynesboro City	6	3	3	0	0
Westmoreland County	3	0	1	2	4
Williamsburg City	10	4	8	13	4
Winchester City	7	6	3	1	0
Wise County	4	2	3	1	1
Wythe County	6	2	4	3	1
York County	21	18	16	10	15
JDR DISTRICT COURT CHARGES					
§ 18.2-268.3 (Civil) Statewide Total	6	5	7	2	3
Accomack County	0	0	0	0	0
Albemarle County	0	1	0	0	0
Alexandria City	0	0	0	0	0
Alleghany County	0	0	0	0	0
Amelia County	0	0	0	0	0
Amherst County	0	0	0	0	0
Appomattox County	0	0	0	0	0
Arlington County	0	0	0	0	0
Augusta County	0	0	0	0	0
Bath County	0	0	0	0	0
Bedford County	1	0	0	0	0
Bedford City	0	0	0	0	0
Bland County	0	0	0	0	0
Botetourt County	0	0	0	0	0
Bristol City	0	0	0	0	0
Brunswick County	0	0	0	0	0
Buchanan County	0	0	0	0	0
Buckingham County	0	0	0	0	0
Buena Vista City	0	0	0	0	0
Campbell County	0	0	0	0	0
Caroline County	0	0	0	0	0
Carroll County	0	0	0	0	0
Charles City County	0	0	0	0	0
Charlotte County	0	0	0	0	0

APPENDIX R: DUI Charges and Convictions in Virginia by Locality

General DUI Refusal Civil and Misdemeanor Charges (§ 18.2-268.3)	2017	2018	2019	2020	2021
Charlottesville City	0	0	0	0	0
Chesapeake City	0	0	0	0	0
Chesterfield County	0	0	0	0	0
Clarke County	0	0	0	0	0
Clifton Forge City	0	0	0	0	0
Colonial Heights City	0	0	0	0	0
Covington City	0	0	0	0	0
Craig County	0	0	0	0	0
Culpeper County	0	0	0	0	0
Cumberland County	0	0	0	0	0
Danville City	0	0	0	0	0
Dickenson County	0	0	0	0	0
Dinwiddie County	0	0	0	0	0
Emporia City	0	0	0	0	0
Essex County	0	0	0	0	0
Fairfax County	0	0	0	0	0
Fairfax City	0	0	0	0	0
Falls Church City	0	0	0	0	0
Fauquier County	0	0	0	0	0
Floyd County	0	0	0	0	0
Fluvanna County	0	0	0	0	0
Franklin County	0	0	1	0	0
Franklin City	0	0	0	0	0
Frederick County	0	0	0	0	0
Fredericksburg City	0	0	0	0	0
Galax City	0	0	0	0	0
Giles County	0	0	0	0	0
Gloucester County	0	0	2	0	0
Goochland County	0	0	0	0	0
Grayson County	0	0	0	0	0
Greene County	0	0	1	0	0
Greensville County	0	0	0	0	0
Halifax County	0	0	0	0	0
Hampton City	0	0	0	0	0
Hanover County	0	0	0	0	0
Harrisonburg City	0	0	0	0	0
Henrico County	2	0	0	0	1
Henry County	0	0	0	0	0
Highland County	0	0	0	0	0
Hopewell City	0	0	0	0	0
Isle of Wight County	0	2	0	0	0
James City County	0	0	0	0	0
King George County	0	0	0	0	0
King William County	0	0	0	0	0
King and Queen County	0	0	0	0	0
Lancaster County	0	0	0	0	0
Lee County	0	0	0	0	0
Lexington City	0	0	0	0	0
Loudoun County	0	0	1	0	0

APPENDIX R: DUI Charges and Convictions in Virginia by Locality

General DUI Refusal Civil and Misdemeanor Charges (§ 18.2-268.3)	2017	2018	2019	2020	2021
Louisa County	1	0	0	0	0
Lunenburg County	0	0	0	0	0
Lynchburg City	0	0	0	0	0
Madison County	0	0	0	0	0
Manassas City	0	0	0	0	0
Manassas Park City	0	0	0	0	0
Martinsville City	0	0	0	0	0
Mathews County	1	0	0	0	0
Mecklenburg County	0	0	0	0	0
Middlesex County	0	0	0	0	0
Montgomery County	0	0	0	0	0
Nelson County	0	0	0	0	0
New Kent County	0	0	0	0	0
Newport News City	0	0	0	0	0
Norfolk City	0	0	0	0	0
Northampton County	0	0	0	0	0
Northumberland County	0	0	0	0	0
Norton City	0	0	0	0	0
Nottoway County	0	0	0	0	0
Orange County	0	1	0	0	0
Page County	0	0	0	0	0
Patrick County	0	0	0	0	0
Petersburg City	0	0	0	0	0
Pittsylvania County	0	0	0	0	0
Poquoson City	0	0	0	0	0
Portsmouth City	0	0	0	0	0
Powhatan County	0	0	0	0	0
Prince Edward County	0	0	0	0	0
Prince George County	0	0	0	0	0
Prince William County	0	1	0	0	0
Pulaski County	0	0	0	0	0
Radford City	0	0	0	0	0
Rappahannock County	0	0	0	0	0
Richmond County	0	0	0	0	0
Richmond City	0	0	0	0	0
Roanoke County	0	0	0	0	0
Roanoke City	0	0	0	0	0
Rockbridge County	0	0	0	1	0
Rockingham County	0	0	0	1	1
Russell County	0	0	0	0	0
Salem City	0	0	0	0	0
Scott County	0	0	0	0	0
Shenandoah County	0	0	0	0	0
Smyth County	0	0	1	0	0
South Boston City	0	0	0	0	0
Southampton County	0	0	0	0	0
Spotsylvania County	0	0	0	0	0
Stafford County	0	0	0	0	0
Staunton City	0	0	0	0	0

APPENDIX R: DUI Charges and Convictions in Virginia by Locality

General DUI Refusal Civil and Misdemeanor Charges (§ 18.2-268.3)	2017	2018	2019	2020	2021
Suffolk City	0	0	0	0	0
Surry County	0	0	0	0	0
Sussex County	0	0	0	0	0
Tazewell County	0	0	0	0	0
Virginia Beach City	0	0	0	0	1
Warren County	0	0	0	0	0
Washington County	0	0	0	0	0
Waynesboro City	0	0	0	0	0
Westmoreland County	0	0	1	0	0
Williamsburg City	1	0	0	0	0
Winchester City	0	0	0	0	0
Wise County	0	0	0	0	0
Wythe County	0	0	0	0	0
York County	0	0	0	0	0
JDR DISTRICT COURT CHARGES					
§ 18.2-268.3 (Misdemeanor) Statewide Total	17	11	15	7	11
Accomack County	0	0	0	0	0
Albemarle County	0	1	0	0	0
Alexandria City	0	0	0	0	0
Alleghany County	0	0	0	0	0
Amelia County	0	0	0	0	0
Amherst County	0	0	0	0	0
Appomattox County	0	0	0	0	0
Arlington County	0	0	0	0	0
Augusta County	0	0	0	0	0
Bath County	0	0	0	0	0
Bedford County	0	0	0	0	0
Bedford City	0	0	0	0	0
Bland County	0	0	0	0	0
Botetourt County	0	0	0	0	0
Bristol City	0	0	0	0	2
Brunswick County	0	0	0	0	0
Buchanan County	0	0	0	0	0
Buckingham County	0	0	0	0	0
Buena Vista City	0	0	0	0	0
Campbell County	0	0	0	0	0
Caroline County	0	0	0	0	0
Carroll County	0	0	0	0	0
Charles City County	0	0	0	0	0
Charlotte County	2	0	0	0	0
Charlottesville City	0	0	0	0	0
Chesapeake City	0	0	0	0	0
Chesterfield County	0	0	0	0	0
Clarke County	0	0	0	0	0
Clifton Forge City	0	0	0	0	0
Colonial Heights City	0	0	0	0	0
Covington City	0	0	0	0	0

APPENDIX R: DUI Charges and Convictions in Virginia by Locality

General DUI Refusal Civil and Misdemeanor Charges (§ 18.2-268.3)	2017	2018	2019	2020	2021
Craig County	0	0	0	0	0
Culpeper County	0	0	0	0	0
Cumberland County	0	0	0	0	0
Danville City	0	0	0	0	0
Dickenson County	0	0	0	0	0
Dinwiddie County	0	0	0	0	0
Emporia City	0	0	0	0	0
Essex County	0	0	1	0	0
Fairfax County	0	0	0	0	0
Fairfax City	0	0	0	0	0
Falls Church City	0	0	0	0	0
Fauquier County	0	0	0	0	0
Floyd County	0	0	0	0	0
Fluvanna County	0	0	0	0	0
Franklin County	0	0	0	0	0
Franklin City	0	0	0	0	0
Frederick County	0	0	0	0	0
Fredericksburg City	0	0	0	0	0
Galax City	0	0	0	0	0
Giles County	0	0	0	0	0
Gloucester County	3	2	3	0	0
Goochland County	0	0	0	0	0
Grayson County	0	0	0	0	0
Greene County	0	0	0	0	0
Greensville County	0	0	0	0	0
Halifax County	0	0	0	0	0
Hampton City	0	0	0	0	0
Hanover County	1	0	0	0	0
Harrisonburg City	0	0	0	0	0
Henrico County	0	0	0	0	0
Henry County	0	0	0	0	0
Highland County	0	0	0	0	0
Hopewell City	0	0	0	0	0
Isle of Wight County	2	1	1	0	0
James City County	0	0	0	0	0
King George County	1	1	2	0	0
King William County	1	0	0	0	0
King and Queen County	0	0	0	0	0
Lancaster County	0	0	0	0	0
Lee County	0	0	0	0	0
Lexington City	0	0	0	0	0
Loudoun County	0	0	0	0	0
Louisa County	3	1	0	0	3
Lunenburg County	0	0	0	0	0
Lynchburg City	0	0	1	0	0
Madison County	0	1	0	0	0
Manassas City	0	0	0	0	0
Manassas Park City	0	0	0	0	0
Martinsville City	0	0	0	0	0

APPENDIX R: DUI Charges and Convictions in Virginia by Locality

General DUI Refusal Civil and Misdemeanor Charges (§ 18.2-268.3)	2017	2018	2019	2020	2021
Mathews County	0	0	0	0	0
Mecklenburg County	0	0	0	0	0
Middlesex County	0	0	0	0	0
Montgomery County	0	0	0	0	0
Nelson County	0	0	0	0	0
New Kent County	0	0	0	0	0
Newport News City	0	0	0	0	0
Norfolk City	0	0	0	0	0
Northampton County	0	0	0	0	0
Northumberland County	0	0	0	0	0
Norton City	0	0	0	0	0
Nottoway County	0	0	0	0	0
Orange County	0	2	2	2	2
Page County	0	0	0	0	0
Patrick County	0	0	0	0	0
Petersburg City	0	0	0	0	0
Pittsylvania County	0	0	0	0	0
Poquoson City	0	0	0	0	0
Portsmouth City	0	0	0	0	0
Powhatan County	0	0	0	0	0
Prince Edward County	0	0	0	0	0
Prince George County	0	0	0	0	0
Prince William County	0	0	0	0	0
Pulaski County	0	0	0	0	0
Radford City	0	0	0	0	0
Rappahannock County	0	0	0	0	0
Richmond County	0	0	0	0	0
Richmond City	0	0	0	0	0
Roanoke County	0	0	1	0	0
Roanoke City	0	0	0	0	0
Rockbridge County	0	0	0	0	0
Rockingham County	0	1	0	2	1
Russell County	0	0	0	0	0
Salem City	0	0	0	0	0
Scott County	0	0	0	0	0
Shenandoah County	0	0	0	0	0
Smyth County	0	0	0	0	0
South Boston City	0	0	0	0	0
Southampton County	0	0	0	0	0
Spotsylvania County	0	0	0	0	0
Stafford County	0	0	0	0	0
Staunton City	0	0	0	0	0
Suffolk City	0	0	0	0	0
Surry County	0	0	0	0	0
Sussex County	0	0	0	0	0
Tazewell County	0	0	0	0	0
Virginia Beach City	1	0	0	0	0
Warren County	3	0	3	2	2
Washington County	0	0	0	0	0

APPENDIX R: DUI Charges and Convictions in Virginia by Locality

General DUI Refusal Civil and Misdemeanor Charges (§ 18.2-268.3)	2017	2018	2019	2020	2021
Waynesboro City	0	0	0	0	0
Westmoreland County	0	0	0	0	1
Williamsburg City	0	1	1	1	0
Winchester City	0	0	0	0	0
Wise County	0	0	0	0	0
Wythe County	0	0	0	0	0
York County	0	0	0	0	0

APPENDIX R: DUI Charges and Convictions in Virginia by Locality

General DUI Refusal Civil and Misdemeanor Convictions (§ 18.2-268.3)	2017	2018	2019	2020	2021
CIRCUIT COURT CONVICTIONS					
§ 18.2-268.3 (Civil) Statewide Total	92	68	90	44	61
Accomack County	0	0	2	0	0
Albemarle County	0	2	0	0	0
Alexandria City	0	0	0	0	0
Alleghany County	1	0	0	1	0
Amelia County	0	0	0	0	0
Amherst County	0	0	1	0	1
Appomattox County	0	0	0	0	0
Arlington County	3	1	4	0	2
Augusta County	1	0	1	0	0
Bath County	0	0	1	0	0
Bedford County	0	1	1	0	0
Bedford City	0	0	0	0	0
Bland County	0	0	0	0	0
Botetourt County	0	1	0	0	0
Bristol City	1	0	0	0	0
Brunswick County	0	0	1	0	0
Buchanan County	0	1	1	0	2
Buckingham County	0	0	0	1	0
Buena Vista City	1	0	0	0	0
Campbell County	1	0	0	0	0
Caroline County	2	0	0	0	0
Carroll County	0	0	0	0	0
Charles City County	0	0	0	0	0
Charlotte County	0	0	0	0	0
Charlottesville City	1	1	0	0	0
Chesapeake City	3	6	2	6	6
Chesterfield County	1	0	0	3	4
Clarke County	0	0	0	0	0
Clifton Forge City	0	0	0	0	0
Colonial Heights City	1	0	1	0	0
Covington City	0	0	0	0	0
Craig County	0	0	0	0	0
Culpeper County	0	0	0	0	0
Cumberland County	0	0	0	0	0
Danville City	0	0	2	1	3
Dickenson County	0	0	0	0	0
Dinwiddie County	0	0	0	0	0
Emporia City	0	0	0	0	0
Essex County	0	0	0	0	0
Fairfax County	6	5	3	1	0
Fairfax City	0	0	0	0	0
Falls Church City	0	0	0	0	0
Fauquier County	0	0	0	0	1
Floyd County	0	0	0	0	0
Fluvanna County	0	0	0	1	0
Franklin County	1	0	0	0	0

APPENDIX R: DUI Charges and Convictions in Virginia by Locality

General DUI Refusal Civil and Misdemeanor Convictions (§ 18.2-268.3)	2017	2018	2019	2020	2021
Franklin City	0	0	0	0	0
Frederick County	2	1	1	0	0
Fredericksburg City	0	0	1	0	1
Galax City	0	0	0	0	0
Giles County	0	0	0	0	0
Gloucester County	2	0	0	0	2
Goochland County	0	0	0	0	0
Grayson County	0	0	0	0	0
Greene County	1	0	0	0	0
Greensville County	0	0	1	0	0
Halifax County	4	0	1	1	0
Hampton City	3	3	9	5	2
Hanover County	1	0	1	0	1
Harrisonburg City	0	0	0	0	0
Henrico County	1	1	0	1	2
Henry County	1	0	0	0	1
Highland County	0	0	0	0	0
Hopewell City	0	0	0	0	0
Isle of Wight County	0	1	1	0	0
James City County	0	0	0	0	0
King George County	0	0	2	0	0
King William County	0	0	0	0	0
King and Queen County	0	0	0	0	0
Lancaster County	0	0	0	0	0
Lee County	2	4	0	0	4
Lexington City	0	0	0	0	0
Loudoun County	2	0	1	1	1
Louisa County	2	0	2	0	0
Lunenburg County	0	0	0	0	0
Lynchburg City	0	0	1	1	1
Madison County	0	1	2	0	0
Manassas City	0	0	0	0	0
Manassas Park City	0	0	0	0	0
Martinsville City	0	1	0	0	0
Mathews County	0	0	0	0	0
Mecklenburg County	1	0	0	0	0
Middlesex County	0	0	0	0	0
Montgomery County	0	1	3	3	3
Nelson County	0	0	2	0	0
New Kent County	0	1	0	0	0
Newport News City	2	5	4	2	1
Norfolk City	7	2	4	0	1
Northampton County	0	0	1	0	0
Northumberland County	0	0	0	0	0
Norton City	0	0	0	0	0
Nottoway County	0	1	1	0	0
Orange County	0	0	0	0	1
Page County	0	0	0	0	0
Patrick County	0	0	0	0	0
Petersburg City	1	0	0	0	0

APPENDIX R: DUI Charges and Convictions in Virginia by Locality

General DUI Refusal Civil and Misdemeanor Convictions (§ 18.2-268.3)	2017	2018	2019	2020	2021
Pittsylvania County	0	0	1	0	1
Poquoson City	0	0	0	0	0
Portsmouth City	2	2	4	1	2
Powhatan County	0	0	0	0	0
Prince Edward County	0	0	0	0	0
Prince George County	0	0	2	0	0
Prince William County	2	4	5	2	4
Pulaski County	1	0	0	0	1
Radford City	0	0	0	0	0
Rappahannock County	0	0	0	0	0
Richmond County	0	0	0	0	0
Richmond City	1	0	0	0	0
Roanoke County	0	1	1	0	3
Roanoke City	1	2	2	0	0
Rockbridge County	0	0	0	0	0
Rockingham County	0	1	1	1	0
Russell County	0	0	0	0	0
Salem City	0	0	0	0	0
Scott County	4	0	0	0	0
Shenandoah County	0	0	0	0	0
Smyth County	1	0	0	0	0
South Boston City	0	0	0	0	0
Southampton County	1	0	0	0	0
Spotsylvania County	1	2	2	0	1
Stafford County	2	2	0	1	0
Staunton City	0	0	0	1	0
Suffolk City	2	0	2	0	1
Surry County	0	0	0	0	0
Sussex County	1	0	0	1	1
Tazewell County	0	0	0	0	0
Virginia Beach City	11	11	12	6	4
Warren County	0	0	0	0	0
Washington County	0	0	0	0	0
Waynesboro City	0	0	0	0	0
Westmoreland County	1	0	0	0	1
Williamsburg City	3	1	0	1	0
Winchester City	1	0	0	0	0
Wise County	1	1	0	0	2
Wythe County	0	0	0	1	0
York County	1	1	0	1	0
CIRCUIT COURT CONVICTIONS					
§ 18.2-268.3 (Misdemeanor) Statewide Total	88	88	67	56	54
Accomack County	0	0	1	1	0
Albemarle County	0	1	1	2	0
Alexandria City	0	0	0	0	0
Alleghany County	0	0	0	0	0
Amelia County	0	0	0	0	0
Amherst County	0	1	1	0	0

APPENDIX R: DUI Charges and Convictions in Virginia by Locality

General DUI Refusal Civil and Misdemeanor Convictions (§ 18.2-268.3)	2017	2018	2019	2020	2021
Appomattox County	0	0	0	0	0
Arlington County	2	3	0	0	0
Augusta County	1	1	0	0	1
Bath County	0	0	0	0	0
Bedford County	0	0	0	0	0
Bedford City	0	0	0	0	0
Bland County	0	0	0	0	0
Botetourt County	0	0	1	1	0
Bristol City	0	0	0	0	0
Brunswick County	0	0	0	0	0
Buchanan County	0	0	0	0	0
Buckingham County	0	0	0	0	1
Buena Vista City	0	0	0	0	1
Campbell County	0	0	0	1	0
Caroline County	1	0	0	0	0
Carroll County	0	0	0	0	0
Charles City County	0	0	0	0	0
Charlotte County	0	0	1	1	1
Charlottesville City	0	2	0	0	0
Chesapeake City	3	7	8	7	10
Chesterfield County	2	1	1	0	2
Clarke County	1	1	0	0	0
Clifton Forge City	0	0	0	0	0
Colonial Heights City	2	0	0	0	0
Covington City	0	0	0	0	0
Craig County	0	0	0	0	0
Culpeper County	0	0	0	2	0
Cumberland County	0	1	1	1	0
Danville City	5	1	0	1	0
Dickenson County	0	0	0	0	0
Dinwiddie County	0	0	1	1	0
Emporia City	0	0	0	0	0
Essex County	0	0	0	0	0
Fairfax County	4	3	1	1	1
Fairfax City	0	0	0	0	0
Falls Church City	0	0	0	0	0
Fauquier County	0	0	0	0	0
Floyd County	0	0	0	0	0
Fluvanna County	0	0	1	0	0
Franklin County	0	0	0	1	0
Franklin City	0	0	0	0	0
Frederick County	2	3	2	1	0
Fredericksburg City	1	0	2	0	3
Galax City	0	0	0	0	0
Giles County	0	0	0	0	0
Gloucester County	0	4	1	0	0
Goochland County	0	1	0	0	0
Grayson County	0	0	0	0	0
Greene County	0	0	0	0	0
Greensville County	1	0	1	2	0

APPENDIX R: DUI Charges and Convictions in Virginia by Locality

General DUI Refusal Civil and Misdemeanor Convictions (§ 18.2-268.3)	2017	2018	2019	2020	2021
Halifax County	1	1	3	1	1
Hampton City	2	0	1	2	2
Hanover County	0	0	0	0	1
Harrisonburg City	0	0	0	0	0
Henrico County	1	0	0	0	1
Henry County	2	1	1	0	0
Highland County	0	0	0	0	0
Hopewell City	0	0	0	0	0
Isle of Wight County	0	2	0	0	0
James City County	0	0	0	0	0
King George County	1	1	0	1	0
King William County	0	0	0	0	0
King and Queen County	0	0	0	0	0
Lancaster County	0	0	0	0	0
Lee County	0	0	0	0	1
Lexington City	0	0	0	0	0
Loudoun County	1	0	1	0	0
Louisa County	0	0	0	0	0
Lunenburg County	0	0	0	0	0
Lynchburg City	2	2	0	1	0
Madison County	0	1	1	0	0
Manassas City	0	0	0	0	0
Manassas Park City	0	0	0	0	0
Martinsville City	1	1	1	0	0
Mathews County	0	0	0	0	0
Mecklenburg County	0	0	0	0	0
Middlesex County	0	0	0	0	0
Montgomery County	0	2	0	1	1
Nelson County	0	1	0	0	1
New Kent County	0	0	0	1	0
Newport News City	1	4	1	1	0
Norfolk City	5	3	1	4	1
Northampton County	0	0	0	0	0
Northumberland County	0	0	0	1	1
Norton City	0	0	0	0	0
Nottoway County	0	0	1	0	0
Orange County	1	1	0	0	0
Page County	0	0	0	0	0
Patrick County	0	0	2	0	0
Petersburg City	1	1	0	0	0
Pittsylvania County	0	1	0	0	0
Poquoson City	0	0	0	0	0
Portsmouth City	0	3	1	0	0
Powhatan County	0	0	0	0	0
Prince Edward County	0	0	0	0	0
Prince George County	0	1	0	0	0
Prince William County	10	1	7	2	3
Pulaski County	0	0	0	0	0
Radford City	1	0	1	0	1
Rappahannock County	0	0	0	0	0

APPENDIX R: DUI Charges and Convictions in Virginia by Locality

General DUI Refusal Civil and Misdemeanor Convictions (§ 18.2-268.3)	2017	2018	2019	2020	2021
Richmond County	0	0	0	0	0
Richmond City	0	0	1	0	0
Roanoke County	0	0	0	0	1
Roanoke City	0	0	0	0	0
Rockbridge County	1	0	0	0	0
Rockingham County	0	1	0	0	1
Russell County	0	0	0	0	0
Salem City	0	0	0	0	0
Scott County	2	2	0	0	0
Shenandoah County	1	1	0	0	0
Smyth County	1	0	0	0	0
South Boston City	0	0	0	0	0
Southampton County	1	2	0	2	0
Spotsylvania County	1	0	0	0	1
Stafford County	1	1	0	1	2
Staunton City	0	0	0	0	0
Suffolk City	2	2	5	1	3
Surry County	0	0	0	0	0
Sussex County	0	0	0	0	0
Tazewell County	0	0	0	1	0
Virginia Beach City	21	18	12	9	10
Warren County	0	0	0	1	0
Washington County	0	0	0	0	0
Waynesboro City	0	0	0	0	0
Westmoreland County	0	0	0	0	0
Williamsburg City	1	0	2	0	1
Winchester City	0	2	0	1	0
Wise County	0	0	0	1	0
Wythe County	0	0	0	0	1
York County	1	2	1	1	0
GENERAL DISTRICT COURT CONVICTIONS					
§ 18.2-268.3 (Civil) Statewide Total	396	458	457	339	392
Accomack County	0	1	4	3	0
Albemarle County	1	3	4	3	2
Alexandria City	3	2	3	0	3
Alleghany County	1	0	1	1	1
Amelia County	0	1	0	0	0
Amherst County	1	3	1	1	1
Appomattox County	0	0	1	0	0
Arlington County	16	18	17	16	12
Augusta County	1	1	3	4	1
Bath County	0	0	1	0	0
Bedford County	7	0	2	0	3
Bedford City	0	0	0	0	0
Bland County	1	0	3	1	0
Botetourt County	1	1	1	1	1
Bristol City	3	2	2	0	1
Brunswick County	1	1	1	2	3

APPENDIX R: DUI Charges and Convictions in Virginia by Locality

General DUI Refusal Civil and Misdemeanor Convictions (§ 18.2-268.3)	2017	2018	2019	2020	2021
Buchanan County	2	6	1	1	4
Buckingham County	0	1	0	0	0
Buena Vista City	1	0	0	1	0
Campbell County	1	1	0	2	3
Caroline County	2	1	3	4	0
Carroll County	1	0	1	1	3
Charles City County	0	0	0	0	0
Charlotte County	1	2	1	0	0
Charlottesville City	2	2	1	0	0
Chesapeake City	13	20	19	13	28
Chesterfield County	7	1	13	13	14
Clarke County	0	1	0	0	0
Clifton Forge City	0	0	0	0	0
Colonial Heights City	0	6	1	2	2
Covington City	0	0	0	0	0
Craig County	0	0	0	0	0
Culpeper County	0	1	4	0	1
Cumberland County	0	0	0	0	0
Danville City	4	4	4	5	6
Dickenson County	0	0	0	0	0
Dinwiddie County	1	2	2	0	5
Emporia City	1	3	2	0	0
Essex County	0	0	0	0	0
Fairfax County	37	33	21	28	13
Fairfax City	0	0	0	0	1
Falls Church City	2	0	1	1	0
Fauquier County	7	4	4	4	4
Floyd County	0	0	1	0	0
Fluvanna County	0	0	2	0	0
Franklin County	3	2	0	0	0
Franklin City	0	0	1	0	0
Frederick County	5	0	2	3	6
Fredericksburg City	2	1	4	3	0
Galax City	0	1	1	0	0
Giles County	0	1	1	2	1
Gloucester County	3	0	1	1	4
Goochland County	0	0	1	0	0
Grayson County	1	0	0	0	0
Greene County	0	0	0	0	0
Greensville County	0	1	2	1	0
Halifax County	2	2	1	3	4
Hampton City	11	21	12	4	9
Hanover County	3	2	7	7	8
Harrisonburg City	0	0	0	0	0
Henrico County	8	5	5	4	5
Henry County	1	1	2	1	3
Highland County	0	0	0	0	0
Hopewell City	3	1	1	0	0
Isle of Wight County	4	8	0	5	6
James City County	0	0	0	0	0

APPENDIX R: DUI Charges and Convictions in Virginia by Locality

General DUI Refusal Civil and Misdemeanor Convictions (§ 18.2-268.3)	2017	2018	2019	2020	2021
King George County	1	7	1	2	0
King William County	0	0	0	0	0
King and Queen County	1	0	0	0	0
Lancaster County	1	0	0	0	2
Lee County	22	25	9	5	7
Lexington City	0	0	0	0	0
Loudoun County	17	14	12	10	9
Louisa County	3	0	0	1	1
Lunenburg County	0	0	1	1	0
Lynchburg City	6	1	1	3	4
Madison County	4	0	1	1	0
Manassas City	0	0	0	0	0
Manassas Park City	0	0	0	0	0
Martinsville City	1	2	7	3	5
Mathews County	0	0	0	0	0
Mecklenburg County	2	0	0	1	1
Middlesex County	0	0	4	0	1
Montgomery County	7	12	9	5	6
Nelson County	0	3	1	0	0
New Kent County	1	0	2	1	2
Newport News City	0	0	5	11	4
Norfolk City	10	6	10	2	5
Northampton County	0	2	1	3	1
Northumberland County	1	1	0	0	0
Norton City	0	0	0	0	0
Nottoway County	0	4	2	0	0
Orange County	1	0	1	0	1
Page County	1	1	1	2	0
Patrick County	0	0	3	0	0
Petersburg City	6	4	9	3	2
Pittsylvania County	1	0	1	0	4
Poquoson City	0	0	0	0	0
Portsmouth City	8	9	8	3	2
Powhatan County	1	0	2	0	1
Prince Edward County	2	2	0	0	1
Prince George County	2	1	2	0	1
Prince William County	20	33	60	54	52
Pulaski County	2	6	7	7	1
Radford City	1	0	0	0	2
Rappahannock County	0	0	0	0	0
Richmond County	0	1	0	0	0
Richmond City	3	6	9	3	10
Roanoke County	5	11	7	11	12
Roanoke City	5	9	5	3	7
Rockbridge County	0	6	1	1	2
Rockingham County	1	5	5	1	0
Russell County	0	0	0	0	1
Salem City	1	1	1	0	1
Scott County	4	5	2	4	1
Shenandoah County	2	0	1	0	0

APPENDIX R: DUI Charges and Convictions in Virginia by Locality

General DUI Refusal Civil and Misdemeanor Convictions (§ 18.2-268.3)	2017	2018	2019	2020	2021
Smyth County	3	2	1	1	3
South Boston City	0	0	0	0	0
Southampton County	0	0	0	0	2
Spotsylvania County	5	6	1	1	9
Stafford County	6	4	5	2	7
Staunton City	0	1	4	2	1
Suffolk City	1	1	6	6	11
Surry County	1	0	0	0	0
Sussex County	3	3	2	3	2
Tazewell County	5	4	3	1	1
Virginia Beach City	50	66	64	27	26
Warren County	1	2	2	4	4
Washington County	0	3	3	0	3
Waynesboro City	0	0	0	1	0
Westmoreland County	0	0	1	1	1
Williamsburg City	2	6	3	3	6
Winchester City	3	2	0	0	2
Wise County	1	5	0	2	5
Wythe County	2	2	1	0	0
York County	6	7	4	3	2
GENERAL DISTRICT COURT CONVICTIONS					
§ 18.2-268.3 (Misdemeanor) Statewide Total	143	129	128	73	75
Accomack County	0	1	2	0	0
Albemarle County	2	1	4	1	1
Alexandria City	0	1	0	0	0
Alleghany County	0	0	0	2	0
Amelia County	0	0	0	0	1
Amherst County	1	0	1	0	0
Appomattox County	0	0	0	0	0
Arlington County	2	2	3	4	1
Augusta County	2	0	4	0	3
Bath County	0	1	0	0	0
Bedford County	0	0	0	0	0
Bedford City	0	0	0	0	0
Bland County	0	0	1	0	1
Botetourt County	1	0	1	0	0
Bristol City	0	0	0	0	0
Brunswick County	0	0	0	2	0
Buchanan County	1	0	0	0	0
Buckingham County	0	0	0	0	0
Buena Vista City	0	0	0	0	0
Campbell County	1	0	0	0	1
Caroline County	0	0	0	0	0
Carroll County	0	1	0	0	1
Charles City County	0	0	0	0	0
Charlotte County	1	0	0	0	0
Charlottesville City	0	0	1	0	0
Chesapeake City	13	14	9	5	14

APPENDIX R: DUI Charges and Convictions in Virginia by Locality

General DUI Refusal Civil and Misdemeanor Convictions (§ 18.2-268.3)	2017	2018	2019	2020	2021
Chesterfield County	3	4	4	1	5
Clarke County	0	0	0	0	0
Clifton Forge City	0	0	0	0	0
Colonial Heights City	1	0	0	0	1
Covington City	0	0	0	0	0
Craig County	0	0	0	1	0
Culpeper County	0	1	0	0	1
Cumberland County	0	0	0	0	0
Danville City	3	3	1	1	0
Dickenson County	0	1	0	0	0
Dinwiddie County	1	0	0	0	0
Emporia City	2	0	0	0	0
Essex County	0	0	0	0	0
Fairfax County	13	14	9	4	7
Fairfax City	0	0	0	0	0
Falls Church City	1	1	0	0	0
Fauquier County	0	0	0	2	1
Floyd County	0	0	0	0	0
Fluvanna County	0	1	0	0	0
Franklin County	0	0	0	0	0
Franklin City	0	0	0	0	0
Frederick County	1	2	1	0	0
Fredericksburg City	2	0	0	0	3
Galax City	0	0	0	0	0
Giles County	1	0	0	0	0
Gloucester County	1	0	1	0	0
Goochland County	0	0	0	0	0
Grayson County	0	0	0	0	0
Greene County	0	0	0	0	0
Greensville County	1	0	0	0	0
Halifax County	0	1	0	1	1
Hampton City	2	0	2	3	2
Hanover County	0	0	2	0	0
Harrisonburg City	0	0	0	0	0
Henrico County	2	1	1	1	1
Henry County	1	0	3	0	0
Highland County	0	0	0	0	0
Hopewell City	0	0	0	0	0
Isle of Wight County	3	2	0	1	1
James City County	0	0	0	0	0
King George County	2	1	0	2	0
King William County	0	0	0	0	0
King and Queen County	1	0	0	0	0
Lancaster County	0	0	0	0	0
Lee County	1	0	0	0	0
Lexington City	0	0	0	0	0
Loudoun County	3	5	1	1	1
Louisa County	0	0	0	0	1
Lunenburg County	1	0	0	0	0
Lynchburg City	0	1	3	1	0

APPENDIX R: DUI Charges and Convictions in Virginia by Locality

General DUI Refusal Civil and Misdemeanor Convictions (§ 18.2-268.3)	2017	2018	2019	2020	2021
Madison County	1	2	0	0	0
Manassas City	0	0	0	0	0
Manassas Park City	0	0	0	0	0
Martinsville City	1	0	0	0	0
Mathews County	0	0	0	0	0
Mecklenburg County	0	0	0	0	0
Middlesex County	0	0	0	0	0
Montgomery County	1	0	2	2	0
Nelson County	0	0	0	0	0
New Kent County	0	1	0	0	0
Newport News City	0	0	1	3	0
Norfolk City	9	5	16	2	0
Northampton County	0	2	3	0	0
Northumberland County	1	0	0	1	1
Norton City	0	0	0	0	0
Nottoway County	0	0	0	0	0
Orange County	0	0	0	0	0
Page County	0	0	0	0	0
Patrick County	0	1	0	0	1
Petersburg City	1	0	0	0	1
Pittsylvania County	2	1	1	0	0
Poquoson City	0	0	0	0	0
Portsmouth City	6	1	3	1	1
Powhatan County	0	0	0	0	0
Prince Edward County	0	2	0	0	0
Prince George County	0	0	0	0	0
Prince William County	6	8	15	7	9
Pulaski County	1	1	2	0	1
Radford City	0	1	0	0	0
Rappahannock County	0	0	0	0	0
Richmond County	0	0	0	0	0
Richmond City	2	1	1	1	1
Roanoke County	1	1	4	2	1
Roanoke City	1	0	1	0	0
Rockbridge County	0	0	0	0	0
Rockingham County	1	0	0	1	3
Russell County	0	0	0	0	0
Salem City	0	0	1	0	0
Scott County	0	1	1	1	0
Shenandoah County	0	0	0	0	0
Smyth County	0	0	0	0	0
South Boston City	0	0	0	0	0
Southampton County	0	0	0	0	0
Spotsylvania County	0	0	0	1	1
Stafford County	3	2	1	5	0
Staunton City	0	0	0	0	1
Suffolk City	0	5	1	1	0
Surry County	0	0	0	0	0
Sussex County	0	0	0	0	0
Tazewell County	0	0	0	0	0

APPENDIX R: DUI Charges and Convictions in Virginia by Locality

General DUI Refusal Civil and Misdemeanor Convictions (§ 18.2-268.3)	2017	2018	2019	2020	2021
Virginia Beach City	29	31	17	11	5
Warren County	1	0	3	0	0
Washington County	1	0	0	0	0
Waynesboro City	1	0	0	0	0
Westmoreland County	0	0	0	0	0
Williamsburg City	2	1	0	1	1
Winchester City	1	2	0	0	0
Wise County	0	0	0	0	0
Wythe County	1	0	0	0	0
York County	0	1	1	0	0
JDR DISTRICT COURT CONVICTIONS					
§ 18.2-268.3 (Civil) Statewide Total	0	0	0	1	1
Accomack County	0	0	0	0	0
Albemarle County	0	0	0	0	0
Alexandria City	0	0	0	0	0
Alleghany County	0	0	0	0	0
Amelia County	0	0	0	0	0
Amherst County	0	0	0	0	0
Appomattox County	0	0	0	0	0
Arlington County	0	0	0	0	0
Augusta County	0	0	0	0	0
Bath County	0	0	0	0	0
Bedford County	0	0	0	0	0
Bedford City	0	0	0	0	0
Bland County	0	0	0	0	0
Botetourt County	0	0	0	0	0
Bristol City	0	0	0	0	0
Brunswick County	0	0	0	0	0
Buchanan County	0	0	0	0	0
Buckingham County	0	0	0	0	0
Buena Vista City	0	0	0	0	0
Campbell County	0	0	0	0	0
Caroline County	0	0	0	0	0
Carroll County	0	0	0	0	0
Charles City County	0	0	0	0	0
Charlotte County	0	0	0	0	0
Charlottesville City	0	0	0	0	0
Chesapeake City	0	0	0	0	0
Chesterfield County	0	0	0	0	0
Clarke County	0	0	0	0	0
Clifton Forge City	0	0	0	0	0
Colonial Heights City	0	0	0	0	0
Covington City	0	0	0	0	0
Craig County	0	0	0	0	0
Culpeper County	0	0	0	0	0
Cumberland County	0	0	0	0	0
Danville City	0	0	0	0	0
Dickenson County	0	0	0	0	0

APPENDIX R: DUI Charges and Convictions in Virginia by Locality

General DUI Refusal Civil and Misdemeanor Convictions (§ 18.2-268.3)	2017	2018	2019	2020	2021
Dinwiddie County	0	0	0	0	0
Emporia City	0	0	0	0	0
Essex County	0	0	0	0	0
Fairfax County	0	0	0	0	0
Fairfax City	0	0	0	0	0
Falls Church City	0	0	0	0	0
Fauquier County	0	0	0	0	0
Floyd County	0	0	0	0	0
Fluvanna County	0	0	0	0	0
Franklin County	0	0	0	0	0
Franklin City	0	0	0	0	0
Frederick County	0	0	0	0	0
Fredericksburg City	0	0	0	0	0
Galax City	0	0	0	0	0
Giles County	0	0	0	0	0
Gloucester County	0	0	0	0	0
Goochland County	0	0	0	0	0
Grayson County	0	0	0	0	0
Greene County	0	0	0	0	0
Greensville County	0	0	0	0	0
Halifax County	0	0	0	0	0
Hampton City	0	0	0	0	0
Hanover County	0	0	0	0	0
Harrisonburg City	0	0	0	0	0
Henrico County	0	0	0	0	0
Henry County	0	0	0	0	0
Highland County	0	0	0	0	0
Hopewell City	0	0	0	0	0
Isle of Wight County	0	0	0	0	0
James City County	0	0	0	0	0
King George County	0	0	0	0	0
King William County	0	0	0	0	0
King and Queen County	0	0	0	0	0
Lancaster County	0	0	0	0	0
Lee County	0	0	0	0	0
Lexington City	0	0	0	0	0
Loudoun County	0	0	0	0	0
Louisa County	0	0	0	0	0
Lunenburg County	0	0	0	0	0
Lynchburg City	0	0	0	0	0
Madison County	0	0	0	0	0
Manassas City	0	0	0	0	0
Manassas Park City	0	0	0	0	0
Martinsville City	0	0	0	0	0
Mathews County	0	0	0	0	0
Mecklenburg County	0	0	0	0	0
Middlesex County	0	0	0	0	0
Montgomery County	0	0	0	0	0
Nelson County	0	0	0	0	0
New Kent County	0	0	0	0	0

APPENDIX R: DUI Charges and Convictions in Virginia by Locality

General DUI Refusal Civil and Misdemeanor Convictions (§ 18.2-268.3)	2017	2018	2019	2020	2021
Newport News City	0	0	0	0	0
Norfolk City	0	0	0	0	0
Northampton County	0	0	0	0	0
Northumberland County	0	0	0	0	0
Norton City	0	0	0	0	0
Nottoway County	0	0	0	0	0
Orange County	0	0	0	0	0
Page County	0	0	0	0	0
Patrick County	0	0	0	0	0
Petersburg City	0	0	0	0	0
Pittsylvania County	0	0	0	0	0
Poquoson City	0	0	0	0	0
Portsmouth City	0	0	0	0	0
Powhatan County	0	0	0	0	0
Prince Edward County	0	0	0	0	0
Prince George County	0	0	0	0	0
Prince William County	0	0	0	0	0
Pulaski County	0	0	0	0	0
Radford City	0	0	0	0	0
Rappahannock County	0	0	0	0	0
Richmond County	0	0	0	0	0
Richmond City	0	0	0	0	0
Roanoke County	0	0	0	0	0
Roanoke City	0	0	0	0	0
Rockbridge County	0	0	0	0	0
Rockingham County	0	0	0	1	1
Russell County	0	0	0	0	0
Salem City	0	0	0	0	0
Scott County	0	0	0	0	0
Shenandoah County	0	0	0	0	0
Smyth County	0	0	0	0	0
South Boston City	0	0	0	0	0
Southampton County	0	0	0	0	0
Spotsylvania County	0	0	0	0	0
Stafford County	0	0	0	0	0
Staunton City	0	0	0	0	0
Suffolk City	0	0	0	0	0
Surry County	0	0	0	0	0
Sussex County	0	0	0	0	0
Tazewell County	0	0	0	0	0
Virginia Beach City	0	0	0	0	0
Warren County	0	0	0	0	0
Washington County	0	0	0	0	0
Waynesboro City	0	0	0	0	0
Westmoreland County	0	0	0	0	0
Williamsburg City	0	0	0	0	0
Winchester City	0	0	0	0	0
Wise County	0	0	0	0	0
Wythe County	0	0	0	0	0
York County	0	0	0	0	0

APPENDIX R: DUI Charges and Convictions in Virginia by Locality

General DUI Refusal Civil and Misdemeanor Convictions (§ 18.2-268.3)	2017	2018	2019	2020	2021
JDR DISTRICT COURT CONVICTIONS					
§ 18.2-268.3 (Misdemeanor) Statewide Total	0	0	1	0	0
Accomack County	0	0	0	0	0
Albemarle County	0	0	0	0	0
Alexandria City	0	0	0	0	0
Alleghany County	0	0	0	0	0
Amelia County	0	0	0	0	0
Amherst County	0	0	0	0	0
Appomattox County	0	0	0	0	0
Arlington County	0	0	0	0	0
Augusta County	0	0	0	0	0
Bath County	0	0	0	0	0
Bedford County	0	0	0	0	0
Bedford City	0	0	0	0	0
Bland County	0	0	0	0	0
Botetourt County	0	0	0	0	0
Bristol City	0	0	0	0	0
Brunswick County	0	0	0	0	0
Buchanan County	0	0	0	0	0
Buckingham County	0	0	0	0	0
Buena Vista City	0	0	0	0	0
Campbell County	0	0	0	0	0
Caroline County	0	0	0	0	0
Carroll County	0	0	0	0	0
Charles City County	0	0	0	0	0
Charlotte County	0	0	0	0	0
Charlottesville City	0	0	0	0	0
Chesapeake City	0	0	0	0	0
Chesterfield County	0	0	0	0	0
Clarke County	0	0	0	0	0
Clifton Forge City	0	0	0	0	0
Colonial Heights City	0	0	0	0	0
Covington City	0	0	0	0	0
Craig County	0	0	0	0	0
Culpeper County	0	0	0	0	0
Cumberland County	0	0	0	0	0
Danville City	0	0	0	0	0
Dickenson County	0	0	0	0	0
Dinwiddie County	0	0	0	0	0
Emporia City	0	0	0	0	0
Essex County	0	0	1	0	0
Fairfax County	0	0	0	0	0
Fairfax City	0	0	0	0	0
Falls Church City	0	0	0	0	0
Fauquier County	0	0	0	0	0
Floyd County	0	0	0	0	0
Fluvanna County	0	0	0	0	0
Franklin County	0	0	0	0	0

APPENDIX R: DUI Charges and Convictions in Virginia by Locality

General DUI Refusal Civil and Misdemeanor Convictions (§ 18.2-268.3)	2017	2018	2019	2020	2021
Franklin City	0	0	0	0	0
Frederick County	0	0	0	0	0
Fredericksburg City	0	0	0	0	0
Galax City	0	0	0	0	0
Giles County	0	0	0	0	0
Gloucester County	0	0	0	0	0
Goochland County	0	0	0	0	0
Grayson County	0	0	0	0	0
Greene County	0	0	0	0	0
Greensville County	0	0	0	0	0
Halifax County	0	0	0	0	0
Hampton City	0	0	0	0	0
Hanover County	0	0	0	0	0
Harrisonburg City	0	0	0	0	0
Henrico County	0	0	0	0	0
Henry County	0	0	0	0	0
Highland County	0	0	0	0	0
Hopewell City	0	0	0	0	0
Isle of Wight County	0	0	0	0	0
James City County	0	0	0	0	0
King George County	0	0	0	0	0
King William County	0	0	0	0	0
King and Queen County	0	0	0	0	0
Lancaster County	0	0	0	0	0
Lee County	0	0	0	0	0
Lexington City	0	0	0	0	0
Loudoun County	0	0	0	0	0
Louisa County	0	0	0	0	0
Lunenburg County	0	0	0	0	0
Lynchburg City	0	0	0	0	0
Madison County	0	0	0	0	0
Manassas City	0	0	0	0	0
Manassas Park City	0	0	0	0	0
Martinsville City	0	0	0	0	0
Mathews County	0	0	0	0	0
Mecklenburg County	0	0	0	0	0
Middlesex County	0	0	0	0	0
Montgomery County	0	0	0	0	0
Nelson County	0	0	0	0	0
New Kent County	0	0	0	0	0
Newport News City	0	0	0	0	0
Norfolk City	0	0	0	0	0
Northampton County	0	0	0	0	0
Northumberland County	0	0	0	0	0
Norton City	0	0	0	0	0
Nottoway County	0	0	0	0	0
Orange County	0	0	0	0	0
Page County	0	0	0	0	0
Patrick County	0	0	0	0	0
Petersburg City	0	0	0	0	0

APPENDIX R: DUI Charges and Convictions in Virginia by Locality

General DUI Refusal Civil and Misdemeanor Convictions (§ 18.2-268.3)	2017	2018	2019	2020	2021
Pittsylvania County	0	0	0	0	0
Poquoson City	0	0	0	0	0
Portsmouth City	0	0	0	0	0
Powhatan County	0	0	0	0	0
Prince Edward County	0	0	0	0	0
Prince George County	0	0	0	0	0
Prince William County	0	0	0	0	0
Pulaski County	0	0	0	0	0
Radford City	0	0	0	0	0
Rappahannock County	0	0	0	0	0
Richmond County	0	0	0	0	0
Richmond City	0	0	0	0	0
Roanoke County	0	0	0	0	0
Roanoke City	0	0	0	0	0
Rockbridge County	0	0	0	0	0
Rockingham County	0	0	0	0	0
Russell County	0	0	0	0	0
Salem City	0	0	0	0	0
Scott County	0	0	0	0	0
Shenandoah County	0	0	0	0	0
Smyth County	0	0	0	0	0
South Boston City	0	0	0	0	0
Southampton County	0	0	0	0	0
Spotsylvania County	0	0	0	0	0
Stafford County	0	0	0	0	0
Staunton City	0	0	0	0	0
Suffolk City	0	0	0	0	0
Surry County	0	0	0	0	0
Sussex County	0	0	0	0	0
Tazewell County	0	0	0	0	0
Virginia Beach City	0	0	0	0	0
Warren County	0	0	0	0	0
Washington County	0	0	0	0	0
Waynesboro City	0	0	0	0	0
Westmoreland County	0	0	0	0	0
Williamsburg City	0	0	0	0	0
Winchester City	0	0	0	0	0
Wise County	0	0	0	0	0
Wythe County	0	0	0	0	0
York County	0	0	0	0	0

APPENDIX R: DUI Charges and Convictions in Virginia by Locality

Ignition Interlock Tampering Charges (§ 18.2-270.1(G))	2017	2018	2019	2020	2021
CIRCUIT COURT CHARGES					
§ 18.2-270.1(G) Statewide Total	3	5	11	4	6
Accomack County	0	0	0	0	0
Albemarle County	0	0	0	0	0
Alexandria City	0	0	0	0	0
Alleghany County	0	0	0	0	0
Amelia County	0	0	0	0	0
Amherst County	0	0	0	0	0
Appomattox County	0	0	0	0	0
Arlington County	0	0	0	0	0
Augusta County	0	0	0	0	0
Bath County	0	0	0	0	0
Bedford County	0	0	0	0	0
Bedford City	0	0	0	0	0
Bland County	0	0	0	0	0
Botetourt County	0	0	0	0	0
Bristol City	0	0	0	0	0
Brunswick County	0	0	0	0	0
Buchanan County	0	0	0	0	0
Buckingham County	0	0	0	0	0
Buena Vista City	0	0	0	0	0
Campbell County	0	0	0	0	0
Caroline County	0	0	0	0	0
Carroll County	0	0	0	0	0
Charles City County	0	0	0	2	0
Charlotte County	0	0	0	0	0
Charlottesville City	0	0	0	0	1
Chesapeake City	0	0	0	0	0
Chesterfield County	0	0	0	0	0
Clarke County	0	0	0	0	0
Clifton Forge City	0	0	0	0	0
Colonial Heights City	0	0	0	0	0
Covington City	0	0	0	0	0
Craig County	0	0	0	0	0
Culpeper County	1	1	0	0	0
Cumberland County	0	0	0	0	0
Danville City	0	0	0	0	0
Dickenson County	0	0	0	0	0
Dinwiddie County	0	0	0	0	0
Emporia City	0	0	0	0	0
Essex County	0	0	0	0	0
Fairfax County	0	0	0	0	1
Fairfax City	0	0	0	0	0
Falls Church City	0	0	0	0	0
Fauquier County	0	0	0	0	0
Floyd County	0	0	0	0	0
Fluvanna County	0	0	0	0	1
Franklin County	0	0	0	0	0

APPENDIX R: DUI Charges and Convictions in Virginia by Locality

Ignition Interlock Tampering Charges (§ 18.2-270.1(G))	2017	2018	2019	2020	2021
Franklin City	0	0	0	0	0
Frederick County	0	0	0	0	0
Fredericksburg City	0	0	0	0	0
Galax City	0	0	0	0	0
Giles County	0	0	0	0	0
Gloucester County	0	0	5	0	0
Goochland County	0	0	0	0	0
Grayson County	0	0	0	0	0
Greene County	0	0	0	0	0
Greensville County	0	1	0	0	0
Halifax County	0	0	0	0	0
Hampton City	0	0	0	0	0
Hanover County	0	0	0	0	0
Harrisonburg City	0	0	0	0	0
Henrico County	0	0	0	0	0
Henry County	0	0	1	0	1
Highland County	0	0	0	0	0
Hopewell City	0	0	0	0	0
Isle of Wight County	0	0	0	0	0
James City County	0	0	0	0	0
King George County	0	0	0	0	0
King William County	0	0	0	0	0
King and Queen County	0	0	0	0	0
Lancaster County	0	0	0	0	0
Lee County	0	0	0	0	0
Lexington City	0	0	0	0	0
Loudoun County	0	0	0	0	0
Louisa County	0	0	0	0	0
Lunenburg County	0	0	0	0	0
Lynchburg City	0	0	0	2	0
Madison County	0	0	0	0	0
Manassas City	0	0	0	0	0
Manassas Park City	0	0	0	0	0
Martinsville City	0	0	0	0	0
Mathews County	0	0	0	0	0
Mecklenburg County	0	0	0	0	0
Middlesex County	0	0	1	0	0
Montgomery County	0	0	0	0	0
Nelson County	0	0	1	0	0
New Kent County	0	0	0	0	0
Newport News City	0	0	0	0	0
Norfolk City	1	0	0	0	0
Northampton County	0	0	0	0	0
Northumberland County	0	0	0	0	0
Norton City	0	0	0	0	0
Nottoway County	0	1	0	0	0
Orange County	0	0	0	0	0
Page County	0	0	0	0	0
Patrick County	0	0	0	0	0
Petersburg City	0	0	0	0	0

APPENDIX R: DUI Charges and Convictions in Virginia by Locality

Ignition Interlock Tampering Charges (§ 18.2-270.1(G))	2017	2018	2019	2020	2021
Pittsylvania County	0	0	0	0	0
Poquoson City	0	0	0	0	0
Portsmouth City	0	0	1	0	0
Powhatan County	0	0	0	0	0
Prince Edward County	0	0	0	0	0
Prince George County	0	0	0	0	0
Prince William County	0	0	0	0	0
Pulaski County	0	0	0	0	0
Radford City	0	0	0	0	0
Rappahannock County	0	0	0	0	0
Richmond County	0	0	0	0	0
Richmond City	0	0	0	0	0
Roanoke County	0	0	0	0	0
Roanoke City	0	0	0	0	0
Rockbridge County	0	0	0	0	0
Rockingham County	0	0	0	0	0
Russell County	0	0	0	0	0
Salem City	0	0	0	0	0
Scott County	0	0	0	0	0
Shenandoah County	0	0	0	0	0
Smyth County	0	0	0	0	0
South Boston City	0	0	0	0	0
Southampton County	1	0	0	0	0
Spotsylvania County	0	0	0	0	0
Stafford County	0	0	1	0	1
Staunton City	0	0	0	0	0
Suffolk City	0	1	0	0	1
Surry County	0	0	0	0	0
Sussex County	0	0	0	0	0
Tazewell County	0	0	0	0	0
Virginia Beach City	0	1	0	0	0
Warren County	0	0	1	0	0
Washington County	0	0	0	0	0
Waynesboro City	0	0	0	0	0
Westmoreland County	0	0	0	0	0
Williamsburg City	0	0	0	0	0
Winchester City	0	0	0	0	0
Wise County	0	0	0	0	0
Wythe County	0	0	0	0	0
York County	0	0	0	0	0
GENERAL DISTRICT COURT CHARGES					
§ 18.2-270.1(G) Statewide Total	46	167	136	178	101
Accomack County	1	0	0	0	0
Albemarle County	0	0	0	0	3
Alexandria City	1	0	5	0	0
Alleghany County	0	0	0	0	0
Amelia County	0	0	0	0	0
Amherst County	0	7	0	0	1

APPENDIX R: DUI Charges and Convictions in Virginia by Locality

Ignition Interlock Tampering Charges (§ 18.2-270.1(G))	2017	2018	2019	2020	2021
Appomattox County	0	0	0	1	0
Arlington County	0	4	0	1	0
Augusta County	0	0	0	0	1
Bath County	0	0	1	0	0
Bedford County	0	2	3	0	0
Bedford City	0	0	0	0	0
Bland County	0	0	0	0	0
Botetourt County	0	2	0	1	0
Bristol City	0	1	0	0	0
Brunswick County	0	0	0	0	0
Buchanan County	0	0	0	1	0
Buckingham County	0	0	0	0	0
Buena Vista City	0	0	0	0	0
Campbell County	0	1	1	4	1
Caroline County	0	0	0	0	0
Carroll County	0	0	1	0	0
Charles City County	0	0	0	2	0
Charlotte County	0	1	0	0	0
Charlottesville City	0	2	0	0	1
Chesapeake City	0	2	2	2	0
Chesterfield County	0	0	8	2	3
Clarke County	0	0	3	0	0
Clifton Forge City	0	0	0	0	0
Colonial Heights City	0	2	0	0	1
Covington City	0	0	0	0	0
Craig County	0	0	0	0	1
Culpeper County	0	1	0	0	0
Cumberland County	0	0	0	0	0
Danville City	0	0	1	0	0
Dickenson County	0	0	0	3	0
Dinwiddie County	0	0	0	0	1
Emporia City	0	1	0	0	0
Essex County	0	3	0	1	0
Fairfax County	1	8	4	14	33
Fairfax City	0	0	0	0	0
Falls Church City	0	0	0	0	0
Fauquier County	0	4	0	1	1
Floyd County	0	0	0	0	0
Fluvanna County	1	0	2	0	1
Franklin County	1	0	0	0	0
Franklin City	0	0	0	0	0
Frederick County	1	1	1	7	0
Fredericksburg City	0	0	17	0	0
Galax City	0	0	0	0	0
Giles County	0	0	0	0	0
Gloucester County	0	7	1	5	1
Goochland County	0	1	0	0	0
Grayson County	0	0	0	0	0
Greene County	0	0	1	0	0
Greensville County	0	0	0	0	1

APPENDIX R: DUI Charges and Convictions in Virginia by Locality

Ignition Interlock Tampering Charges (§ 18.2-270.1(G))	2017	2018	2019	2020	2021
Halifax County	0	1	1	0	0
Hampton City	1	5	1	1	1
Hanover County	1	0	0	1	0
Harrisonburg City	0	0	0	0	0
Henrico County	0	0	4	2	4
Henry County	0	0	1	2	1
Highland County	0	0	0	0	0
Hopewell City	1	0	0	0	2
Isle of Wight County	1	2	0	0	0
James City County	0	0	0	0	0
King George County	0	2	0	0	1
King William County	0	0	2	6	0
King and Queen County	0	0	0	1	1
Lancaster County	0	0	0	0	0
Lee County	0	0	0	1	1
Lexington City	0	0	0	0	0
Loudoun County	2	0	2	1	0
Louisa County	0	2	0	0	0
Lunenburg County	0	0	0	1	0
Lynchburg City	0	1	9	12	0
Madison County	0	0	0	0	0
Manassas City	0	0	0	0	0
Manassas Park City	0	0	0	0	0
Martinsville City	0	0	7	0	0
Mathews County	0	0	0	2	0
Mecklenburg County	1	0	1	0	0
Middlesex County	8	0	2	1	0
Montgomery County	0	45	0	12	1
Nelson County	0	1	0	0	0
New Kent County	0	2	2	0	0
Newport News City	0	0	1	6	1
Norfolk City	1	3	3	5	2
Northampton County	0	1	0	1	0
Northumberland County	0	0	0	0	0
Norton City	0	0	0	0	0
Nottoway County	0	2	0	0	0
Orange County	0	0	0	0	0
Page County	0	0	0	0	0
Patrick County	0	7	0	0	0
Petersburg City	0	1	1	0	1
Pittsylvania County	0	0	4	0	1
Poquoson City	0	0	0	0	0
Portsmouth City	0	0	2	3	0
Powhatan County	1	0	0	0	0
Prince Edward County	0	0	1	0	0
Prince George County	0	0	0	0	0
Prince William County	1	0	4	28	4
Pulaski County	0	0	0	0	0
Radford City	0	0	2	0	1
Rappahannock County	0	0	0	0	0

APPENDIX R: DUI Charges and Convictions in Virginia by Locality

Ignition Interlock Tampering Charges (§ 18.2-270.1(G))	2017	2018	2019	2020	2021
Richmond County	0	0	2	0	0
Richmond City	6	0	3	2	0
Roanoke County	0	4	0	1	2
Roanoke City	0	9	8	1	2
Rockbridge County	0	2	0	0	0
Rockingham County	0	3	3	9	3
Russell County	0	0	0	4	0
Salem City	0	1	0	0	0
Scott County	2	0	0	1	0
Shenandoah County	2	0	1	0	0
Smyth County	0	0	0	7	1
South Boston City	0	0	0	0	0
Southampton County	1	0	0	1	0
Spotsylvania County	0	11	1	1	0
Stafford County	0	0	7	8	2
Staunton City	0	0	0	0	0
Suffolk City	5	1	1	1	0
Surry County	0	1	0	1	0
Sussex County	0	0	0	0	1
Tazewell County	0	0	0	0	0
Virginia Beach City	2	4	1	7	8
Warren County	0	2	3	0	1
Washington County	0	0	0	0	0
Waynesboro City	0	0	0	1	0
Westmoreland County	0	0	0	0	0
Williamsburg City	1	2	0	0	2
Winchester City	0	0	0	0	0
Wise County	1	0	0	1	0
Wythe County	0	1	2	0	0
York County	2	1	3	1	7
JDR DISTRICT COURT CHARGES					
§ 18.2-270.1(G) Statewide Total	0	0	1	0	0
Accomack County	0	0	0	0	0
Albemarle County	0	0	0	0	0
Alexandria City	0	0	0	0	0
Alleghany County	0	0	0	0	0
Amelia County	0	0	0	0	0
Amherst County	0	0	0	0	0
Appomattox County	0	0	0	0	0
Arlington County	0	0	0	0	0
Augusta County	0	0	0	0	0
Bath County	0	0	0	0	0
Bedford County	0	0	0	0	0
Bedford City	0	0	0	0	0
Bland County	0	0	0	0	0
Botetourt County	0	0	0	0	0
Bristol City	0	0	0	0	0
Brunswick County	0	0	0	0	0

APPENDIX R: DUI Charges and Convictions in Virginia by Locality

Ignition Interlock Tampering Charges (§ 18.2-270.1(G))	2017	2018	2019	2020	2021
Buchanan County	0	0	0	0	0
Buckingham County	0	0	0	0	0
Buena Vista City	0	0	0	0	0
Campbell County	0	0	0	0	0
Caroline County	0	0	0	0	0
Carroll County	0	0	0	0	0
Charles City County	0	0	0	0	0
Charlotte County	0	0	0	0	0
Charlottesville City	0	0	0	0	0
Chesapeake City	0	0	0	0	0
Chesterfield County	0	0	0	0	0
Clarke County	0	0	0	0	0
Clifton Forge City	0	0	0	0	0
Colonial Heights City	0	0	0	0	0
Covington City	0	0	0	0	0
Craig County	0	0	0	0	0
Culpeper County	0	0	0	0	0
Cumberland County	0	0	0	0	0
Danville City	0	0	0	0	0
Dickenson County	0	0	0	0	0
Dinwiddie County	0	0	0	0	0
Emporia City	0	0	0	0	0
Essex County	0	0	0	0	0
Fairfax County	0	0	0	0	0
Fairfax City	0	0	0	0	0
Falls Church City	0	0	0	0	0
Fauquier County	0	0	0	0	0
Floyd County	0	0	0	0	0
Fluvanna County	0	0	0	0	0
Franklin County	0	0	0	0	0
Franklin City	0	0	0	0	0
Frederick County	0	0	0	0	0
Fredericksburg City	0	0	0	0	0
Galax City	0	0	0	0	0
Giles County	0	0	0	0	0
Gloucester County	0	0	0	0	0
Goochland County	0	0	0	0	0
Grayson County	0	0	0	0	0
Greene County	0	0	0	0	0
Greensville County	0	0	0	0	0
Halifax County	0	0	0	0	0
Hampton City	0	0	0	0	0
Hanover County	0	0	0	0	0
Harrisonburg City	0	0	0	0	0
Henrico County	0	0	0	0	0
Henry County	0	0	0	0	0
Highland County	0	0	0	0	0
Hopewell City	0	0	0	0	0
Isle of Wight County	0	0	0	0	0
James City County	0	0	0	0	0

APPENDIX R: DUI Charges and Convictions in Virginia by Locality

Ignition Interlock Tampering Charges (§ 18.2-270.1(G))	2017	2018	2019	2020	2021
King George County	0	0	0	0	0
King William County	0	0	0	0	0
King and Queen County	0	0	0	0	0
Lancaster County	0	0	0	0	0
Lee County	0	0	0	0	0
Lexington City	0	0	0	0	0
Loudoun County	0	0	0	0	0
Louisa County	0	0	0	0	0
Lunenburg County	0	0	0	0	0
Lynchburg City	0	0	0	0	0
Madison County	0	0	0	0	0
Manassas City	0	0	0	0	0
Manassas Park City	0	0	0	0	0
Martinsville City	0	0	0	0	0
Mathews County	0	0	0	0	0
Mecklenburg County	0	0	0	0	0
Middlesex County	0	0	0	0	0
Montgomery County	0	0	0	0	0
Nelson County	0	0	0	0	0
New Kent County	0	0	0	0	0
Newport News City	0	0	0	0	0
Norfolk City	0	0	0	0	0
Northampton County	0	0	0	0	0
Northumberland County	0	0	0	0	0
Norton City	0	0	0	0	0
Nottoway County	0	0	0	0	0
Orange County	0	0	0	0	0
Page County	0	0	0	0	0
Patrick County	0	0	0	0	0
Petersburg City	0	0	0	0	0
Pittsylvania County	0	0	0	0	0
Poquoson City	0	0	0	0	0
Portsmouth City	0	0	0	0	0
Powhatan County	0	0	0	0	0
Prince Edward County	0	0	0	0	0
Prince George County	0	0	0	0	0
Prince William County	0	0	0	0	0
Pulaski County	0	0	0	0	0
Radford City	0	0	0	0	0
Rappahannock County	0	0	0	0	0
Richmond County	0	0	0	0	0
Richmond City	0	0	0	0	0
Roanoke County	0	0	0	0	0
Roanoke City	0	0	0	0	0
Rockbridge County	0	0	0	0	0
Rockingham County	0	0	0	0	0
Russell County	0	0	0	0	0
Salem City	0	0	0	0	0
Scott County	0	0	0	0	0
Shenandoah County	0	0	0	0	0

APPENDIX R: DUI Charges and Convictions in Virginia by Locality

Ignition Interlock Tampering Charges (§ 18.2-270.1(G))	2017	2018	2019	2020	2021
Smyth County	0	0	0	0	0
South Boston City	0	0	0	0	0
Southampton County	0	0	0	0	0
Spotsylvania County	0	0	0	0	0
Stafford County	0	0	1	0	0
Staunton City	0	0	0	0	0
Suffolk City	0	0	0	0	0
Surry County	0	0	0	0	0
Sussex County	0	0	0	0	0
Tazewell County	0	0	0	0	0
Virginia Beach City	0	0	0	0	0
Warren County	0	0	0	0	0
Washington County	0	0	0	0	0
Waynesboro City	0	0	0	0	0
Westmoreland County	0	0	0	0	0
Williamsburg City	0	0	0	0	0
Winchester City	0	0	0	0	0
Wise County	0	0	0	0	0
Wythe County	0	0	0	0	0
York County	0	0	0	0	0

APPENDIX R: DUI Charges and Convictions in Virginia by Locality

Ignition Interlock Tampering Convictions (§ 18.2-270.1(G))	2017	2018	2019	2020	2021
CIRCUIT COURT CONVICTIONS					
§ 18.2-270.1(G) Statewide Total	1	1	11	5	4
Accomack County	0	0	0	0	0
Albemarle County	0	0	0	0	0
Alexandria City	0	0	0	0	0
Alleghany County	0	0	0	0	0
Amelia County	0	0	0	0	0
Amherst County	0	0	0	0	0
Appomattox County	0	0	0	0	0
Arlington County	0	0	0	0	0
Augusta County	0	0	0	0	0
Bath County	0	0	0	0	0
Bedford County	0	0	0	0	0
Bedford City	0	0	0	0	0
Bland County	0	0	0	0	0
Botetourt County	0	0	0	0	0
Bristol City	0	0	0	0	0
Brunswick County	0	0	0	0	0
Buchanan County	0	0	0	0	0
Buckingham County	0	0	0	0	0
Buena Vista City	0	0	0	0	0
Campbell County	0	0	0	0	0
Caroline County	0	0	0	0	0
Carroll County	0	0	0	0	0
Charles City County	0	0	0	2	0
Charlotte County	0	0	0	0	0
Charlottesville City	0	0	0	0	1
Chesapeake City	0	0	0	0	0
Chesterfield County	0	0	0	0	0
Clarke County	0	0	0	0	0
Clifton Forge City	0	0	0	0	0
Colonial Heights City	0	0	0	0	0
Covington City	0	0	0	0	0
Craig County	0	0	0	0	0
Culpeper County	1	0	0	0	0
Cumberland County	0	0	0	0	0
Danville City	0	0	0	0	0
Dickenson County	0	0	0	0	0
Dinwiddie County	0	0	0	0	0
Emporia City	0	0	0	0	0
Essex County	0	0	0	0	0
Fairfax County	0	0	0	0	0
Fairfax City	0	0	0	0	0
Falls Church City	0	0	0	0	0
Fauquier County	0	0	0	0	0

APPENDIX R: DUI Charges and Convictions in Virginia by Locality

Ignition Interlock Tampering Convictions (§ 18.2-270.1(G))	2017	2018	2019	2020	2021
Floyd County	0	0	0	0	0
Fluvanna County	0	0	0	0	0
Franklin County	0	0	0	0	0
Franklin City	0	0	0	0	0
Frederick County	0	0	0	0	0
Fredericksburg City	0	0	0	0	0
Galax City	0	0	0	0	0
Giles County	0	0	0	0	0
Gloucester County	0	0	5	0	0
Goochland County	0	0	0	0	0
Grayson County	0	0	0	0	0
Greene County	0	0	0	0	0
Greensville County	0	0	1	0	0
Halifax County	0	0	0	0	0
Hampton City	0	0	0	0	0
Hanover County	0	0	0	0	0
Harrisonburg City	0	0	0	0	0
Henrico County	0	0	0	0	0
Henry County	0	0	0	0	1
Highland County	0	0	0	0	0
Hopewell City	0	0	0	0	0
Isle of Wight County	0	0	0	0	0
James City County	0	0	0	0	0
King George County	0	0	0	0	0
King William County	0	0	0	0	0
King and Queen County	0	0	0	0	0
Lancaster County	0	0	0	0	0
Lee County	0	0	0	0	0
Lexington City	0	0	0	0	0
Loudoun County	0	0	0	0	0
Louisa County	0	0	0	0	0
Lunenburg County	0	0	0	0	0
Lynchburg City	0	0	0	2	0
Madison County	0	0	0	0	0
Manassas City	0	0	0	0	0
Manassas Park City	0	0	0	0	0
Martinsville City	0	0	0	0	0
Mathews County	0	0	0	0	0
Mecklenburg County	0	0	0	0	0
Middlesex County	0	0	1	0	0
Montgomery County	0	0	0	0	0
Nelson County	0	0	1	0	0
New Kent County	0	0	0	0	0
Newport News City	0	0	0	0	0
Norfolk City	0	1	0	0	0
Northampton County	0	0	0	0	0
Northumberland County	0	0	0	0	0

APPENDIX R: DUI Charges and Convictions in Virginia by Locality

Ignition Interlock Tampering Convictions (§ 18.2-270.1(G))	2017	2018	2019	2020	2021
Norton City	0	0	0	0	0
Nottoway County	0	0	1	0	0
Orange County	0	0	0	0	0
Page County	0	0	0	0	0
Patrick County	0	0	0	0	0
Petersburg City	0	0	0	0	0
Pittsylvania County	0	0	0	0	0
Poquoson City	0	0	0	0	0
Portsmouth City	0	0	1	0	0
Powhatan County	0	0	0	0	0
Prince Edward County	0	0	0	0	0
Prince George County	0	0	0	0	0
Prince William County	0	0	0	0	0
Pulaski County	0	0	0	0	0
Radford City	0	0	0	0	0
Rappahannock County	0	0	0	0	0
Richmond County	0	0	0	0	0
Richmond City	0	0	0	0	0
Roanoke County	0	0	0	0	0
Roanoke City	0	0	0	0	0
Rockbridge County	0	0	0	0	0
Rockingham County	0	0	0	0	0
Russell County	0	0	0	0	0
Salem City	0	0	0	0	0
Scott County	0	0	0	0	0
Shenandoah County	0	0	0	0	0
Smyth County	0	0	0	0	0
South Boston City	0	0	0	0	0
Southampton County	0	0	0	0	0
Spotsylvania County	0	0	0	0	0
Stafford County	0	0	0	0	1
Staunton City	0	0	0	0	0
Suffolk City	0	0	0	0	1
Surry County	0	0	0	0	0
Sussex County	0	0	0	0	0
Tazewell County	0	0	0	0	0
Virginia Beach City	0	0	1	0	0
Warren County	0	0	0	1	0
Washington County	0	0	0	0	0
Waynesboro City	0	0	0	0	0
Westmoreland County	0	0	0	0	0
Williamsburg City	0	0	0	0	0
Winchester City	0	0	0	0	0
Wise County	0	0	0	0	0
Wythe County	0	0	0	0	0
York County	0	0	0	0	0

APPENDIX R: DUI Charges and Convictions in Virginia by Locality

Ignition Interlock Tampering Convictions (§ 18.2-270.1(G))	2017	2018	2019	2020	2021
GENERAL DISTRICT COURT CONVICTIONS					
§ 18.2-270.1(G) Statewide Total	12	53	91	65	55
Accomack County	0	0	0	0	0
Albemarle County	0	0	0	0	1
Alexandria City	1	0	3	0	0
Alleghany County	0	0	0	0	0
Amelia County	0	0	0	0	0
Amherst County	0	2	0	0	0
Appomattox County	0	0	0	1	0
Arlington County	0	4	0	0	0
Augusta County	0	0	0	0	0
Bath County	0	0	0	1	0
Bedford County	0	0	3	0	0
Bedford City	0	0	0	0	0
Bland County	0	0	0	0	0
Botetourt County	0	0	2	1	0
Bristol City	0	1	0	0	0
Brunswick County	0	0	0	0	0
Buchanan County	0	0	0	1	0
Buckingham County	0	0	0	0	0
Buena Vista City	0	0	0	0	0
Campbell County	0	1	1	2	0
Caroline County	0	0	0	0	0
Carroll County	0	0	1	0	0
Charles City County	0	0	0	2	0
Charlotte County	0	0	0	0	0
Charlottesville City	0	1	0	0	1
Chesapeake City	0	0	1	0	1
Chesterfield County	0	0	5	3	2
Clarke County	0	0	0	0	0
Clifton Forge City	0	0	0	0	0
Colonial Heights City	0	1	0	0	0
Covington City	0	0	0	0	0
Craig County	0	0	0	0	0
Culpeper County	0	0	1	0	0
Cumberland County	0	0	0	0	0
Danville City	0	0	0	1	0
Dickenson County	0	0	0	1	1
Dinwiddie County	0	0	0	0	0
Emporia City	0	0	0	0	0
Essex County	0	0	1	0	0
Fairfax County	0	3	2	1	7
Fairfax City	0	0	0	0	0
Falls Church City	0	0	0	0	0
Fauquier County	0	1	1	0	0

APPENDIX R: DUI Charges and Convictions in Virginia by Locality

Ignition Interlock Tampering Convictions (§ 18.2-270.1(G))	2017	2018	2019	2020	2021
Floyd County	0	0	0	0	0
Fluvanna County	1	0	2	0	0
Franklin County	0	0	0	0	0
Franklin City	0	0	0	0	0
Frederick County	0	0	1	4	0
Fredericksburg City	0	0	1	0	0
Galax City	0	0	0	0	0
Giles County	0	0	0	0	0
Gloucester County	0	6	2	2	0
Goochland County	0	0	0	0	0
Grayson County	0	0	0	0	0
Greene County	0	0	1	0	0
Greensville County	0	0	0	0	0
Halifax County	0	1	1	0	0
Hampton City	1	2	1	0	0
Hanover County	0	0	0	1	0
Harrisonburg City	0	0	0	0	0
Henrico County	0	0	1	1	1
Henry County	0	0	1	1	2
Highland County	0	0	0	0	0
Hopewell City	0	0	0	1	0
Isle of Wight County	0	0	0	0	0
James City County	0	0	0	0	0
King George County	0	1	1	0	0
King William County	0	0	1	0	6
King and Queen County	0	0	0	1	0
Lancaster County	0	0	0	0	0
Lee County	0	0	0	1	1
Lexington City	0	0	0	0	0
Loudoun County	1	0	1	1	0
Louisa County	0	0	0	0	0
Lunenburg County	0	0	0	1	0
Lynchburg City	0	1	4	5	0
Madison County	0	0	0	0	0
Manassas City	0	0	0	0	0
Manassas Park City	0	0	0	0	0
Martinsville City	0	0	4	1	0
Mathews County	0	0	0	1	0
Mecklenburg County	0	0	0	0	0
Middlesex County	0	2	1	2	0
Montgomery County	0	0	24	2	1
Nelson County	0	0	0	0	0
New Kent County	0	1	1	0	0
Newport News City	0	0	0	1	0
Norfolk City	0	1	0	3	3
Northampton County	0	0	0	0	0
Northumberland County	0	0	0	0	0

APPENDIX R: DUI Charges and Convictions in Virginia by Locality

Ignition Interlock Tampering Convictions (§ 18.2-270.1(G))	2017	2018	2019	2020	2021
Norton City	0	0	0	0	0
Nottoway County	0	1	0	0	0
Orange County	0	0	0	0	0
Page County	0	0	0	0	0
Patrick County	0	7	0	0	0
Petersburg City	0	1	0	0	1
Pittsylvania County	0	0	3	0	1
Poquoson City	0	0	0	0	0
Portsmouth City	0	0	0	0	0
Powhatan County	0	0	0	0	0
Prince Edward County	0	0	0	1	0
Prince George County	0	0	0	0	0
Prince William County	1	0	2	5	3
Pulaski County	0	0	0	0	0
Radford City	0	0	0	1	0
Rappahannock County	0	0	0	0	0
Richmond County	0	0	0	0	0
Richmond City	1	0	0	0	0
Roanoke County	0	1	0	0	0
Roanoke City	0	7	7	0	0
Rockbridge County	0	2	0	0	0
Rockingham County	0	0	3	1	3
Russell County	0	0	0	0	4
Salem City	0	0	0	0	0
Scott County	2	0	0	1	0
Shenandoah County	1	0	0	0	0
Smyth County	0	0	0	1	5
South Boston City	0	0	0	0	0
Southampton County	1	0	0	0	0
Spotsylvania County	0	1	1	1	0
Stafford County	0	0	1	7	2
Staunton City	0	0	0	0	0
Suffolk City	2	0	0	0	1
Surry County	0	0	0	0	0
Sussex County	0	0	0	0	0
Tazewell County	0	0	0	0	0
Virginia Beach City	0	1	1	2	4
Warren County	0	1	3	0	0
Washington County	0	0	0	0	0
Waynesboro City	0	0	0	1	0
Westmoreland County	0	0	0	0	0
Williamsburg City	0	1	0	0	0
Winchester City	0	0	0	0	0
Wise County	0	0	0	0	0
Wythe County	0	0	1	0	0
York County	0	1	0	1	4

APPENDIX R: DUI Charges and Convictions in Virginia by Locality

Ignition Interlock Tampering Convictions (§ 18.2-270.1(G))	2017	2018	2019	2020	2021
JDR DISTRICT COURT CONVICTIONS					
§ 18.2-270.1(G) Statewide Total	0	0	0	0	0
Accomack County	0	0	0	0	0
Albemarle County	0	0	0	0	0
Alexandria City	0	0	0	0	0
Alleghany County	0	0	0	0	0
Amelia County	0	0	0	0	0
Amherst County	0	0	0	0	0
Appomattox County	0	0	0	0	0
Arlington County	0	0	0	0	0
Augusta County	0	0	0	0	0
Bath County	0	0	0	0	0
Bedford County	0	0	0	0	0
Bedford City	0	0	0	0	0
Bland County	0	0	0	0	0
Botetourt County	0	0	0	0	0
Bristol City	0	0	0	0	0
Brunswick County	0	0	0	0	0
Buchanan County	0	0	0	0	0
Buckingham County	0	0	0	0	0
Buena Vista City	0	0	0	0	0
Campbell County	0	0	0	0	0
Caroline County	0	0	0	0	0
Carroll County	0	0	0	0	0
Charles City County	0	0	0	0	0
Charlotte County	0	0	0	0	0
Charlottesville City	0	0	0	0	0
Chesapeake City	0	0	0	0	0
Chesterfield County	0	0	0	0	0
Clarke County	0	0	0	0	0
Clifton Forge City	0	0	0	0	0
Colonial Heights City	0	0	0	0	0
Covington City	0	0	0	0	0
Craig County	0	0	0	0	0
Culpeper County	0	0	0	0	0
Cumberland County	0	0	0	0	0
Danville City	0	0	0	0	0
Dickenson County	0	0	0	0	0
Dinwiddie County	0	0	0	0	0
Emporia City	0	0	0	0	0
Essex County	0	0	0	0	0
Fairfax County	0	0	0	0	0
Fairfax City	0	0	0	0	0
Falls Church City	0	0	0	0	0
Fauquier County	0	0	0	0	0

APPENDIX R: DUI Charges and Convictions in Virginia by Locality

Ignition Interlock Tampering Convictions (§ 18.2-270.1(G))	2017	2018	2019	2020	2021
Floyd County	0	0	0	0	0
Fluvanna County	0	0	0	0	0
Franklin County	0	0	0	0	0
Franklin City	0	0	0	0	0
Frederick County	0	0	0	0	0
Fredericksburg City	0	0	0	0	0
Galax City	0	0	0	0	0
Giles County	0	0	0	0	0
Gloucester County	0	0	0	0	0
Goochland County	0	0	0	0	0
Grayson County	0	0	0	0	0
Greene County	0	0	0	0	0
Greensville County	0	0	0	0	0
Halifax County	0	0	0	0	0
Hampton City	0	0	0	0	0
Hanover County	0	0	0	0	0
Harrisonburg City	0	0	0	0	0
Henrico County	0	0	0	0	0
Henry County	0	0	0	0	0
Highland County	0	0	0	0	0
Hopewell City	0	0	0	0	0
Isle of Wight County	0	0	0	0	0
James City County	0	0	0	0	0
King George County	0	0	0	0	0
King William County	0	0	0	0	0
King and Queen County	0	0	0	0	0
Lancaster County	0	0	0	0	0
Lee County	0	0	0	0	0
Lexington City	0	0	0	0	0
Loudoun County	0	0	0	0	0
Louisa County	0	0	0	0	0
Lunenburg County	0	0	0	0	0
Lynchburg City	0	0	0	0	0
Madison County	0	0	0	0	0
Manassas City	0	0	0	0	0
Manassas Park City	0	0	0	0	0
Martinsville City	0	0	0	0	0
Mathews County	0	0	0	0	0
Mecklenburg County	0	0	0	0	0
Middlesex County	0	0	0	0	0
Montgomery County	0	0	0	0	0
Nelson County	0	0	0	0	0
New Kent County	0	0	0	0	0
Newport News City	0	0	0	0	0
Norfolk City	0	0	0	0	0
Northampton County	0	0	0	0	0
Northumberland County	0	0	0	0	0

APPENDIX R: DUI Charges and Convictions in Virginia by Locality

Ignition Interlock Tampering Convictions (§ 18.2-270.1(G))	2017	2018	2019	2020	2021
Norton City	0	0	0	0	0
Nottoway County	0	0	0	0	0
Orange County	0	0	0	0	0
Page County	0	0	0	0	0
Patrick County	0	0	0	0	0
Petersburg City	0	0	0	0	0
Pittsylvania County	0	0	0	0	0
Poquoson City	0	0	0	0	0
Portsmouth City	0	0	0	0	0
Powhatan County	0	0	0	0	0
Prince Edward County	0	0	0	0	0
Prince George County	0	0	0	0	0
Prince William County	0	0	0	0	0
Pulaski County	0	0	0	0	0
Radford City	0	0	0	0	0
Rappahannock County	0	0	0	0	0
Richmond County	0	0	0	0	0
Richmond City	0	0	0	0	0
Roanoke County	0	0	0	0	0
Roanoke City	0	0	0	0	0
Rockbridge County	0	0	0	0	0
Rockingham County	0	0	0	0	0
Russell County	0	0	0	0	0
Salem City	0	0	0	0	0
Scott County	0	0	0	0	0
Shenandoah County	0	0	0	0	0
Smyth County	0	0	0	0	0
South Boston City	0	0	0	0	0
Southampton County	0	0	0	0	0
Spotsylvania County	0	0	0	0	0
Stafford County	0	0	0	0	0
Staunton City	0	0	0	0	0
Suffolk City	0	0	0	0	0
Surry County	0	0	0	0	0
Sussex County	0	0	0	0	0
Tazewell County	0	0	0	0	0
Virginia Beach City	0	0	0	0	0
Warren County	0	0	0	0	0
Washington County	0	0	0	0	0
Waynesboro City	0	0	0	0	0
Westmoreland County	0	0	0	0	0
Williamsburg City	0	0	0	0	0
Winchester City	0	0	0	0	0
Wise County	0	0	0	0	0
Wythe County	0	0	0	0	0
York County	0	0	0	0	0

APPENDIX R: DUI Charges and Convictions in Virginia by Locality

Driving after DUI Forfeiture of License Charges (§ 18.2-272(B))	2017	2018	2019	2020	2021
CIRCUIT COURT CHARGES					
§ 18.2-272(B) Statewide Total	38	29	45	32	43
Accomack County	0	0	2	1	0
Albemarle County	0	0	0	0	0
Alexandria City	0	0	0	0	0
Alleghany County	0	0	0	1	0
Amelia County	0	0	2	0	0
Amherst County	0	0	0	0	0
Appomattox County	0	0	1	0	0
Arlington County	0	0	0	0	0
Augusta County	1	0	1	0	1
Bath County	0	0	0	0	0
Bedford County	1	0	3	0	0
Bedford City	0	0	0	0	0
Bland County	0	0	0	0	0
Botetourt County	1	0	1	0	0
Bristol City	0	0	1	0	0
Brunswick County	0	0	0	0	0
Buchanan County	0	0	0	0	0
Buckingham County	0	0	1	0	0
Buena Vista City	0	0	0	0	0
Campbell County	0	1	0	0	3
Caroline County	0	0	0	1	2
Carroll County	1	0	0	0	0
Charles City County	0	0	0	0	0
Charlotte County	0	0	0	0	1
Charlottesville City	0	0	0	0	0
Chesapeake City	0	1	0	2	1
Chesterfield County	3	2	2	0	2
Clarke County	0	0	0	0	0
Clifton Forge City	0	0	0	0	0
Colonial Heights City	0	0	0	0	0
Covington City	0	0	0	0	0
Craig County	0	0	1	1	0
Culpeper County	0	1	1	0	1
Cumberland County	0	0	0	0	0
Danville City	0	0	0	0	2
Dickenson County	0	0	0	0	0
Dinwiddie County	0	0	0	0	1
Emporia City	0	0	0	0	0
Essex County	0	0	0	0	0
Fairfax County	0	1	0	2	1
Fairfax City	0	0	0	0	0
Falls Church City	0	0	0	0	0
Fauquier County	0	0	0	0	0
Floyd County	0	0	0	0	0
Fluvanna County	0	0	0	0	2
Franklin County	0	0	0	0	0

APPENDIX R: DUI Charges and Convictions in Virginia by Locality

Driving after DUI Forfeiture of License Charges (§ 18.2-272(B))	2017	2018	2019	2020	2021
Franklin City	0	0	0	0	0
Frederick County	0	0	1	1	2
Fredericksburg City	0	1	1	0	1
Galax City	0	0	0	0	0
Giles County	0	0	0	0	0
Gloucester County	0	0	1	1	0
Goochland County	0	0	0	1	0
Grayson County	0	0	0	0	0
Greene County	0	0	0	0	0
Greensville County	2	0	0	0	0
Halifax County	0	0	0	0	0
Hampton City	2	0	5	1	0
Hanover County	0	0	0	1	1
Harrisonburg City	0	0	0	0	0
Henrico County	3	2	1	1	1
Henry County	0	0	0	0	0
Highland County	0	0	0	0	0
Hopewell City	0	0	0	0	0
Isle of Wight County	0	0	0	0	0
James City County	0	0	0	0	0
King George County	0	1	0	0	1
King William County	0	0	0	0	0
King and Queen County	0	0	0	0	0
Lancaster County	0	0	0	0	0
Lee County	0	0	0	1	0
Lexington City	0	0	0	0	0
Loudoun County	0	1	1	0	1
Louisa County	0	0	0	1	0
Lunenburg County	0	0	0	0	0
Lynchburg City	0	0	0	0	0
Madison County	0	0	0	0	0
Manassas City	0	0	0	0	0
Manassas Park City	0	0	0	0	0
Martinsville City	0	0	0	0	0
Mathews County	0	0	0	0	0
Mecklenburg County	1	0	0	0	1
Middlesex County	0	0	1	0	0
Montgomery County	1	0	0	0	0
Nelson County	0	0	0	1	0
New Kent County	0	0	0	0	0
Newport News City	1	1	1	1	1
Norfolk City	3	0	1	0	0
Northampton County	0	0	0	0	0
Northumberland County	0	0	0	0	0
Norton City	0	0	0	0	0
Nottoway County	0	0	0	0	0
Orange County	0	0	2	0	2
Page County	0	0	0	0	0
Patrick County	0	1	0	0	0
Petersburg City	0	1	0	0	0

APPENDIX R: DUI Charges and Convictions in Virginia by Locality

Driving after DUI Forfeiture of License Charges (§ 18.2-272(B))	2017	2018	2019	2020	2021
Pittsylvania County	0	1	0	0	0
Poquoson City	0	0	0	0	0
Portsmouth City	0	0	1	1	0
Powhatan County	0	0	0	0	0
Prince Edward County	0	0	0	0	0
Prince George County	0	0	0	0	0
Prince William County	6	3	4	2	1
Pulaski County	0	0	0	0	0
Radford City	0	0	0	0	0
Rappahannock County	0	0	0	0	0
Richmond County	0	0	0	0	1
Richmond City	2	0	0	0	0
Roanoke County	1	0	1	0	0
Roanoke City	0	1	0	0	0
Rockbridge County	0	0	0	0	0
Rockingham County	0	0	0	1	0
Russell County	0	0	0	0	1
Salem City	0	0	0	0	0
Scott County	0	0	0	0	0
Shenandoah County	1	1	1	0	1
Smyth County	0	0	0	0	0
South Boston City	0	0	0	0	0
Southampton County	0	0	0	0	0
Spotsylvania County	0	0	0	0	1
Stafford County	0	1	1	2	7
Staunton City	0	0	0	0	0
Suffolk City	1	0	1	2	0
Surry County	0	0	0	0	0
Sussex County	0	1	0	1	1
Tazewell County	0	0	0	0	0
Virginia Beach City	4	6	4	2	0
Warren County	1	0	0	1	1
Washington County	0	0	0	0	0
Waynesboro City	0	0	0	0	0
Westmoreland County	0	0	0	0	0
Williamsburg City	1	0	1	0	0
Winchester City	0	1	0	0	0
Wise County	1	0	0	0	0
Wythe County	0	0	0	0	0
York County	0	0	0	2	1
GENERAL DISTRICT COURT CHARGES					
§ 18.2-272(B) Statewide Total	244	257	253	222	292
Accomack County	3	2	2	4	2
Albemarle County	0	0	0	1	2
Alexandria City	1	3	1	2	2
Alleghany County	0	1	2	1	2
Amelia County	0	2	3	0	0
Amherst County	2	0	0	0	0

APPENDIX R: DUI Charges and Convictions in Virginia by Locality

Driving after DUI Forfeiture of License Charges (§ 18.2-272(B))	2017	2018	2019	2020	2021
Appomattox County	1	1	0	0	0
Arlington County	4	2	1	1	8
Augusta County	0	1	2	1	2
Bath County	1	0	0	0	0
Bedford County	1	3	1	2	2
Bedford City	0	0	0	0	0
Bland County	0	0	0	0	0
Botetourt County	2	3	2	1	0
Bristol City	1	0	1	1	1
Brunswick County	0	0	0	2	0
Buchanan County	0	0	0	0	2
Buckingham County	0	0	1	0	2
Buena Vista City	0	1	0	0	1
Campbell County	1	0	2	3	6
Caroline County	1	4	4	2	2
Carroll County	1	1	0	0	0
Charles City County	0	0	0	0	0
Charlotte County	1	1	0	3	1
Charlottesville City	1	2	0	1	0
Chesapeake City	7	6	6	5	5
Chesterfield County	11	14	5	18	16
Clarke County	0	1	0	0	0
Clifton Forge City	0	0	0	0	0
Colonial Heights City	0	2	1	4	2
Covington City	0	0	0	0	0
Craig County	0	0	1	2	2
Culpeper County	0	2	1	1	5
Cumberland County	0	0	0	2	0
Danville City	0	0	2	3	2
Dickenson County	1	3	0	0	2
Dinwiddie County	0	0	0	0	1
Emporia City	5	0	1	0	1
Essex County	0	0	0	2	0
Fairfax County	7	12	18	12	11
Fairfax City	0	0	0	0	0
Falls Church City	1	0	0	1	0
Fauquier County	1	2	1	1	4
Floyd County	0	1	0	1	0
Fluvanna County	0	0	0	1	3
Franklin County	1	1	2	0	5
Franklin City	0	0	0	0	0
Frederick County	2	1	4	1	3
Fredericksburg City	4	0	3	2	2
Galax City	2	0	1	1	0
Giles County	0	0	0	0	0
Gloucester County	1	3	4	1	3
Goochland County	0	0	3	0	1
Grayson County	0	0	0	0	0
Greene County	0	0	0	0	1
Greensville County	1	2	0	0	0

APPENDIX R: DUI Charges and Convictions in Virginia by Locality

Driving after DUI Forfeiture of License Charges (§ 18.2-272(B))	2017	2018	2019	2020	2021
Halifax County	1	1	0	0	4
Hampton City	33	21	9	3	5
Hanover County	3	1	5	3	9
Harrisonburg City	0	0	0	0	0
Henrico County	2	6	17	10	12
Henry County	0	2	0	0	1
Highland County	0	0	0	0	1
Hopewell City	0	3	0	1	0
Isle of Wight County	1	2	0	3	3
James City County	0	0	0	0	0
King George County	2	2	0	1	0
King William County	0	0	2	0	0
King and Queen County	1	0	1	0	3
Lancaster County	0	0	0	1	1
Lee County	1	1	1	0	0
Lexington City	0	0	0	0	0
Loudoun County	3	4	3	1	5
Louisa County	0	0	3	4	2
Lunenburg County	0	1	1	0	0
Lynchburg City	0	2	2	0	7
Madison County	3	1	0	0	0
Manassas City	0	0	0	0	0
Manassas Park City	0	0	0	0	0
Martinsville City	0	1	0	0	0
Mathews County	0	0	0	0	0
Mecklenburg County	3	0	1	2	2
Middlesex County	0	0	2	0	1
Montgomery County	4	1	2	2	4
Nelson County	0	0	1	2	1
New Kent County	2	1	1	0	3
Newport News City	0	2	2	6	4
Norfolk City	4	2	3	1	4
Northampton County	0	0	0	0	3
Northumberland County	1	1	1	1	0
Norton City	0	0	0	0	0
Nottoway County	0	0	0	1	0
Orange County	2	6	3	4	6
Page County	0	0	0	1	0
Patrick County	1	0	0	0	2
Petersburg City	3	1	0	0	0
Pittsylvania County	1	2	1	0	0
Poquoson City	0	0	0	0	0
Portsmouth City	0	0	3	4	2
Powhatan County	0	3	2	1	1
Prince Edward County	6	1	0	0	4
Prince George County	0	1	1	1	0
Prince William County	13	12	18	8	10
Pulaski County	0	0	1	1	0
Radford City	2	0	1	1	2
Rappahannock County	0	2	1	1	1

APPENDIX R: DUI Charges and Convictions in Virginia by Locality

Driving after DUI Forfeiture of License Charges (§ 18.2-272(B))	2017	2018	2019	2020	2021
Richmond County	0	0	0	0	1
Richmond City	9	4	5	5	4
Roanoke County	4	3	5	2	3
Roanoke City	5	3	3	0	2
Rockbridge County	1	0	1	0	0
Rockingham County	3	7	8	4	12
Russell County	0	1	0	1	0
Salem City	0	1	0	0	0
Scott County	0	1	0	1	0
Shenandoah County	4	1	3	3	0
Smyth County	1	0	0	1	1
South Boston City	0	0	0	0	0
Southampton County	0	1	0	2	2
Spotsylvania County	1	4	0	2	10
Stafford County	6	8	6	16	15
Staunton City	1	0	0	0	1
Suffolk City	1	2	7	6	2
Surry County	0	0	0	0	2
Sussex County	1	2	0	1	1
Tazewell County	1	0	0	1	2
Virginia Beach City	32	48	36	23	13
Warren County	1	2	2	0	0
Washington County	1	2	2	2	0
Waynesboro City	0	1	2	0	0
Westmoreland County	1	0	1	1	2
Williamsburg City	2	0	1	3	3
Winchester City	0	1	1	0	1
Wise County	7	2	0	0	2
Wythe County	2	2	1	0	1
York County	3	1	6	1	5
JDR DISTRICT COURT CHARGES					
§ 18.2-272(B) Statewide Total	1	3	6	2	2
Accomack County	0	0	0	0	0
Albemarle County	0	0	0	0	0
Alexandria City	0	0	0	0	0
Alleghany County	0	0	0	0	0
Amelia County	0	0	0	0	0
Amherst County	0	0	0	0	0
Appomattox County	0	0	0	0	0
Arlington County	0	0	0	0	0
Augusta County	0	0	0	0	0
Bath County	0	0	0	0	0
Bedford County	0	0	0	0	0
Bedford City	0	0	0	0	0
Bland County	0	0	0	0	0
Botetourt County	0	0	0	0	0
Bristol City	0	0	0	0	0
Brunswick County	0	0	0	0	0

APPENDIX R: DUI Charges and Convictions in Virginia by Locality

Driving after DUI Forfeiture of License Charges (§ 18.2-272(B))	2017	2018	2019	2020	2021
Buchanan County	0	0	0	0	0
Buckingham County	0	0	0	0	0
Buena Vista City	0	0	0	0	0
Campbell County	0	0	0	0	0
Caroline County	0	0	0	0	0
Carroll County	0	0	0	0	0
Charles City County	0	0	0	0	0
Charlotte County	0	0	0	0	0
Charlottesville City	0	0	0	0	0
Chesapeake City	0	0	0	0	0
Chesterfield County	0	0	0	0	0
Clarke County	0	0	0	0	0
Clifton Forge City	0	0	0	0	0
Colonial Heights City	0	0	0	0	0
Covington City	0	0	0	0	0
Craig County	0	0	0	0	0
Culpeper County	0	0	0	0	0
Cumberland County	0	0	0	0	0
Danville City	0	0	0	0	0
Dickenson County	0	0	0	0	0
Dinwiddie County	0	0	0	0	0
Emporia City	0	0	0	0	0
Essex County	0	0	0	0	0
Fairfax County	0	0	0	0	0
Fairfax City	0	0	0	0	0
Falls Church City	0	0	0	0	0
Fauquier County	0	0	0	0	0
Floyd County	0	0	0	0	0
Fluvanna County	0	0	0	0	0
Franklin County	0	0	0	0	0
Franklin City	0	0	0	0	0
Frederick County	0	0	0	0	0
Fredericksburg City	0	0	0	0	0
Galax City	0	0	0	0	0
Giles County	0	0	0	0	0
Gloucester County	0	0	2	0	0
Goochland County	0	0	0	0	0
Grayson County	0	0	0	0	0
Greene County	0	0	0	0	0
Greensville County	0	0	0	0	0
Halifax County	0	0	0	0	0
Hampton City	0	0	0	0	0
Hanover County	0	0	0	0	0
Harrisonburg City	0	0	0	0	0
Henrico County	0	0	0	0	0
Henry County	0	0	0	0	0
Highland County	0	0	0	0	0
Hopewell City	0	0	0	0	0
Isle of Wight County	0	0	0	0	0
James City County	0	0	0	0	0

APPENDIX R: DUI Charges and Convictions in Virginia by Locality

Driving after DUI Forfeiture of License Charges (§ 18.2-272(B))	2017	2018	2019	2020	2021
King George County	0	2	0	0	0
King William County	0	0	0	0	0
King and Queen County	0	0	0	0	0
Lancaster County	0	0	0	0	0
Lee County	0	0	0	0	0
Lexington City	0	0	0	0	0
Loudoun County	0	0	0	0	0
Louisa County	0	0	0	1	1
Lunenburg County	0	0	0	0	0
Lynchburg City	0	0	0	0	0
Madison County	0	0	0	0	0
Manassas City	0	0	0	0	0
Manassas Park City	0	0	0	0	0
Martinsville City	0	0	0	0	0
Mathews County	0	0	0	0	0
Mecklenburg County	0	0	0	0	0
Middlesex County	0	0	0	0	0
Montgomery County	0	0	0	0	0
Nelson County	0	0	0	0	0
New Kent County	0	0	0	0	0
Newport News City	0	0	0	0	0
Norfolk City	0	0	0	0	0
Northampton County	0	0	0	0	0
Northumberland County	0	0	0	0	0
Norton City	0	0	0	0	0
Nottoway County	0	0	0	0	0
Orange County	0	1	0	1	1
Page County	0	0	0	0	0
Patrick County	0	0	0	0	0
Petersburg City	0	0	0	0	0
Pittsylvania County	0	0	0	0	0
Poquoson City	0	0	0	0	0
Portsmouth City	0	0	0	0	0
Powhatan County	0	0	0	0	0
Prince Edward County	0	0	0	0	0
Prince George County	0	0	0	0	0
Prince William County	0	0	0	0	0
Pulaski County	0	0	0	0	0
Radford City	0	0	0	0	0
Rappahannock County	0	0	0	0	0
Richmond County	0	0	0	0	0
Richmond City	0	0	0	0	0
Roanoke County	0	0	1	0	0
Roanoke City	0	0	0	0	0
Rockbridge County	0	0	0	0	0
Rockingham County	0	0	1	0	0
Russell County	0	0	0	0	0
Salem City	0	0	0	0	0
Scott County	0	0	0	0	0
Shenandoah County	0	0	0	0	0

APPENDIX R: DUI Charges and Convictions in Virginia by Locality

Driving after DUI Forfeiture of License Charges (§ 18.2-272(B))	2017	2018	2019	2020	2021
Smyth County	0	0	0	0	0
South Boston City	0	0	0	0	0
Southampton County	0	0	0	0	0
Spotsylvania County	0	0	0	0	0
Stafford County	0	0	0	0	0
Staunton City	0	0	0	0	0
Suffolk City	0	0	0	0	0
Surry County	0	0	0	0	0
Sussex County	0	0	0	0	0
Tazewell County	0	0	0	0	0
Virginia Beach City	0	0	0	0	0
Warren County	0	0	2	0	0
Washington County	0	0	0	0	0
Waynesboro City	0	0	0	0	0
Westmoreland County	0	0	0	0	0
Williamsburg City	1	0	0	0	0
Winchester City	0	0	0	0	0
Wise County	0	0	0	0	0
Wythe County	0	0	0	0	0
York County	0	0	0	0	0

APPENDIX R: DUI Charges and Convictions in Virginia by Locality

Driving after DUI Forfeiture of License Convictions (§ 18.2-272(B))	2017	2018	2019	2020	2021
CIRCUIT COURT CONVICTIONS					
§ 18.2-272(B) Statewide Total	18	19	30	16	19
Accomack County	0	0	1	0	0
Albemarle County	0	0	0	0	0
Alexandria City	0	0	0	0	0
Alleghany County	0	0	0	0	0
Amelia County	0	0	1	0	1
Amherst County	0	0	0	0	0
Appomattox County	0	0	0	0	0
Arlington County	0	0	0	0	0
Augusta County	0	0	0	1	0
Bath County	0	0	0	0	0
Bedford County	0	1	0	0	0
Bedford City	0	0	0	0	0
Bland County	0	0	0	0	0
Botetourt County	1	0	1	0	0
Bristol City	0	0	1	0	0
Brunswick County	0	0	0	0	0
Buchanan County	0	0	0	0	0
Buckingham County	0	0	1	0	0
Buena Vista City	0	0	0	0	0
Campbell County	0	1	0	0	0
Caroline County	0	0	0	0	0
Carroll County	1	0	0	0	0
Charles City County	0	0	0	0	0
Charlotte County	0	0	0	0	1
Charlottesville City	0	0	0	0	0
Chesapeake City	0	0	0	2	0
Chesterfield County	3	0	3	0	0
Clarke County	1	0	0	0	0
Clifton Forge City	0	0	0	0	0
Colonial Heights City	0	0	0	0	0
Covington City	0	0	0	0	0
Craig County	0	0	0	0	0
Culpeper County	0	0	0	0	1
Cumberland County	0	0	0	0	0
Danville City	0	0	0	0	1
Dickenson County	0	0	0	0	0
Dinwiddie County	0	0	0	0	0
Emporia City	0	0	0	0	0
Essex County	0	0	0	0	0
Fairfax County	0	0	0	0	1
Fairfax City	0	0	0	0	0
Falls Church City	0	0	0	0	0
Fauquier County	0	0	0	0	0

APPENDIX R: DUI Charges and Convictions in Virginia by Locality

Driving after DUI Forfeiture of License Convictions (§ 18.2-272(B))	2017	2018	2019	2020	2021
Floyd County	0	0	0	0	0
Fluvanna County	0	0	0	0	0
Franklin County	0	0	0	0	0
Franklin City	0	0	0	0	0
Frederick County	0	0	1	1	1
Fredericksburg City	0	1	1	0	0
Galax City	0	0	0	0	0
Giles County	0	0	0	0	0
Gloucester County	0	0	0	1	1
Goochland County	0	0	0	0	0
Grayson County	0	0	0	0	0
Greene County	0	0	0	0	0
Greensville County	1	0	0	0	0
Halifax County	1	0	0	0	0
Hampton City	1	2	0	2	1
Hanover County	0	0	0	1	0
Harrisonburg City	0	0	0	0	0
Henrico County	2	1	1	1	0
Henry County	0	0	0	0	0
Highland County	0	0	0	0	0
Hopewell City	0	0	0	0	0
Isle of Wight County	0	0	0	0	0
James City County	0	0	0	0	0
King George County	0	0	0	0	1
King William County	0	0	0	0	0
King and Queen County	0	0	0	0	0
Lancaster County	0	0	0	0	0
Lee County	0	0	0	1	0
Lexington City	0	0	0	0	0
Loudoun County	0	1	0	1	1
Louisa County	0	0	0	0	0
Lunenburg County	0	0	0	0	0
Lynchburg City	0	0	0	0	0
Madison County	0	0	0	0	0
Manassas City	0	0	0	0	0
Manassas Park City	0	0	0	0	0
Martinsville City	0	0	0	0	0
Mathews County	0	0	0	0	0
Mecklenburg County	0	0	0	0	0
Middlesex County	0	0	0	1	0
Montgomery County	0	0	0	1	0
Nelson County	0	0	0	0	0
New Kent County	0	0	0	0	0
Newport News City	0	1	0	1	1
Norfolk City	1	1	1	0	0
Northampton County	0	0	0	0	0
Northumberland County	0	0	0	0	0

APPENDIX R: DUI Charges and Convictions in Virginia by Locality

Driving after DUI Forfeiture of License Convictions (§ 18.2-272(B))	2017	2018	2019	2020	2021
Norton City	0	0	0	0	0
Nottoway County	0	0	0	0	0
Orange County	0	0	2	0	1
Page County	0	0	0	0	0
Patrick County	0	0	1	0	0
Petersburg City	0	1	0	0	0
Pittsylvania County	0	0	1	0	0
Poquoson City	0	0	0	0	0
Portsmouth City	0	0	1	0	0
Powhatan County	0	0	0	0	0
Prince Edward County	0	0	0	0	0
Prince George County	0	0	0	0	0
Prince William County	0	3	3	2	1
Pulaski County	0	0	0	0	0
Radford City	0	0	0	0	0
Rappahannock County	0	0	0	0	0
Richmond County	0	0	0	0	0
Richmond City	1	1	0	0	0
Roanoke County	0	1	1	0	0
Roanoke City	0	0	0	0	0
Rockbridge County	0	0	0	0	0
Rockingham County	1	0	0	0	0
Russell County	0	0	0	0	0
Salem City	0	0	0	0	0
Scott County	0	0	0	0	0
Shenandoah County	2	0	1	0	1
Smyth County	0	0	0	0	0
South Boston City	0	0	0	0	0
Southampton County	0	0	0	0	0
Spotsylvania County	0	0	0	0	0
Stafford County	0	0	1	0	2
Staunton City	0	0	0	0	0
Suffolk City	0	0	1	0	0
Surry County	0	0	0	0	0
Sussex County	0	0	0	0	1
Tazewell County	0	0	0	0	0
Virginia Beach City	1	3	4	0	1
Warren County	0	0	0	0	1
Washington County	0	0	0	0	0
Waynesboro City	0	0	0	0	0
Westmoreland County	0	0	0	0	0
Williamsburg City	1	1	1	0	0
Winchester City	0	0	1	0	0
Wise County	0	0	0	0	0
Wythe County	0	0	0	0	0
York County	0	0	0	0	0

APPENDIX R: DUI Charges and Convictions in Virginia by Locality

Driving after DUI Forfeiture of License Convictions (§ 18.2-272(B))	2017	2018	2019	2020	2021
GENERAL DISTRICT COURT CONVICTIONS					
§ 18.2-272(B) Statewide Total	75	94	106	59	84
Accomack County	1	1	1	0	0
Albemarle County	0	0	0	0	0
Alexandria City	0	0	0	1	1
Alleghany County	0	1	1	1	0
Amelia County	0	1	1	0	0
Amherst County	1	0	0	0	0
Appomattox County	0	0	1	0	0
Arlington County	1	1	0	0	0
Augusta County	1	0	1	2	0
Bath County	0	0	0	0	0
Bedford County	1	2	2	0	0
Bedford City	0	0	0	0	0
Bland County	0	0	0	0	0
Botetourt County	0	1	3	0	0
Bristol City	0	0	0	1	0
Brunswick County	0	0	0	1	1
Buchanan County	0	0	0	0	0
Buckingham County	0	0	0	0	0
Buena Vista City	0	0	0	0	0
Campbell County	0	1	0	1	2
Caroline County	0	1	2	0	1
Carroll County	0	1	0	0	0
Charles City County	0	0	0	0	0
Charlotte County	0	1	0	1	0
Charlottesville City	0	1	0	0	0
Chesapeake City	4	2	2	2	2
Chesterfield County	2	3	6	4	5
Clarke County	0	0	0	0	0
Clifton Forge City	0	0	0	0	0
Colonial Heights City	0	1	0	2	0
Covington City	0	0	0	0	0
Craig County	0	0	0	0	0
Culpeper County	0	0	1	0	0
Cumberland County	1	0	0	0	2
Danville City	0	0	0	0	1
Dickenson County	0	1	1	0	1
Dinwiddie County	0	0	0	0	0
Emporia City	1	1	1	0	1
Essex County	0	0	0	0	0
Fairfax County	3	3	2	1	4
Fairfax City	0	0	0	0	0
Falls Church City	0	0	0	0	1
Fauquier County	0	0	1	0	0

APPENDIX R: DUI Charges and Convictions in Virginia by Locality

Driving after DUI Forfeiture of License Convictions (§ 18.2-272(B))	2017	2018	2019	2020	2021
Floyd County	0	0	0	0	0
Fluvanna County	0	0	0	0	2
Franklin County	0	0	0	1	3
Franklin City	0	0	0	0	0
Frederick County	0	2	0	0	2
Fredericksburg City	1	0	0	1	0
Galax City	1	1	0	0	1
Giles County	0	0	0	0	0
Gloucester County	0	0	4	0	0
Goochland County	0	0	0	1	0
Grayson County	0	0	0	0	0
Greene County	0	0	0	0	0
Greensville County	1	0	1	0	0
Halifax County	1	2	0	0	2
Hampton City	8	10	5	1	1
Hanover County	1	1	2	1	4
Harrisonburg City	0	0	0	0	0
Henrico County	1	0	6	4	7
Henry County	0	2	0	0	0
Highland County	0	0	0	0	0
Hopewell City	0	0	1	1	0
Isle of Wight County	0	0	0	0	0
James City County	0	0	0	0	0
King George County	0	2	0	0	0
King William County	0	0	1	0	0
King and Queen County	0	0	0	0	1
Lancaster County	0	0	0	0	0
Lee County	1	1	0	1	0
Lexington City	0	0	0	0	0
Loudoun County	1	2	1	0	0
Louisa County	0	0	1	1	1
Lunenburg County	0	1	0	0	0
Lynchburg City	0	0	1	0	1
Madison County	1	0	0	0	0
Manassas City	0	0	0	0	0
Manassas Park City	0	0	0	0	0
Martinsville City	0	1	0	0	0
Mathews County	0	0	0	0	0
Mecklenburg County	0	0	1	0	1
Middlesex County	0	0	0	0	0
Montgomery County	2	0	2	1	2
Nelson County	0	0	0	1	2
New Kent County	0	0	0	0	2
Newport News City	0	0	2	0	1
Norfolk City	1	1	1	0	0
Northampton County	0	0	0	0	0
Northumberland County	0	0	1	0	0

APPENDIX R: DUI Charges and Convictions in Virginia by Locality

Driving after DUI Forfeiture of License Convictions (§ 18.2-272(B))	2017	2018	2019	2020	2021
Norton City	0	0	0	0	0
Nottoway County	0	0	0	0	0
Orange County	2	1	1	0	1
Page County	0	0	0	0	0
Patrick County	0	1	0	0	1
Petersburg City	2	0	0	0	0
Pittsylvania County	0	1	0	0	0
Poquoson City	0	0	0	0	0
Portsmouth City	0	0	0	0	1
Powhatan County	0	1	1	0	0
Prince Edward County	1	1	1	0	1
Prince George County	0	0	2	0	1
Prince William County	1	4	6	1	2
Pulaski County	0	0	0	0	0
Radford City	1	0	1	0	0
Rappahannock County	0	1	0	0	1
Richmond County	0	0	0	0	0
Richmond City	2	1	2	2	1
Roanoke County	2	2	2	3	1
Roanoke City	3	1	1	0	0
Rockbridge County	1	0	1	0	0
Rockingham County	1	3	3	2	3
Russell County	0	0	0	0	0
Salem City	0	0	0	0	0
Scott County	0	0	1	0	0
Shenandoah County	1	0	1	0	0
Smyth County	0	0	0	1	0
South Boston City	0	0	0	0	0
Southampton County	0	1	0	0	2
Spotsylvania County	1	1	1	0	0
Stafford County	1	2	3	4	7
Staunton City	1	0	0	0	0
Suffolk City	0	1	2	2	0
Surry County	0	0	0	0	0
Sussex County	1	0	1	0	0
Tazewell County	0	0	0	0	1
Virginia Beach City	9	20	15	10	4
Warren County	1	1	0	1	0
Washington County	0	0	2	0	0
Waynesboro City	0	1	0	0	0
Westmoreland County	0	0	0	1	0
Williamsburg City	1	0	0	1	0
Winchester City	0	0	1	0	0
Wise County	5	0	0	0	0
Wythe County	0	1	1	0	1
York County	2	0	1	0	1

APPENDIX R: DUI Charges and Convictions in Virginia by Locality

Driving after DUI Forfeiture of License Convictions (§ 18.2-272(B))	2017	2018	2019	2020	2021
JDR DISTRICT COURT CONVICTIONS					
§ 18.2-272(B) Statewide Total	1	0	0	0	0
Accomack County	0	0	0	0	0
Albemarle County	0	0	0	0	0
Alexandria City	0	0	0	0	0
Alleghany County	0	0	0	0	0
Amelia County	0	0	0	0	0
Amherst County	0	0	0	0	0
Appomattox County	0	0	0	0	0
Arlington County	0	0	0	0	0
Augusta County	0	0	0	0	0
Bath County	0	0	0	0	0
Bedford County	0	0	0	0	0
Bedford City	0	0	0	0	0
Bland County	0	0	0	0	0
Botetourt County	0	0	0	0	0
Bristol City	0	0	0	0	0
Brunswick County	0	0	0	0	0
Buchanan County	0	0	0	0	0
Buckingham County	0	0	0	0	0
Buena Vista City	0	0	0	0	0
Campbell County	0	0	0	0	0
Caroline County	0	0	0	0	0
Carroll County	0	0	0	0	0
Charles City County	0	0	0	0	0
Charlotte County	0	0	0	0	0
Charlottesville City	0	0	0	0	0
Chesapeake City	0	0	0	0	0
Chesterfield County	0	0	0	0	0
Clarke County	0	0	0	0	0
Clifton Forge City	0	0	0	0	0
Colonial Heights City	0	0	0	0	0
Covington City	0	0	0	0	0
Craig County	0	0	0	0	0
Culpeper County	0	0	0	0	0
Cumberland County	0	0	0	0	0
Danville City	0	0	0	0	0
Dickenson County	0	0	0	0	0
Dinwiddie County	0	0	0	0	0
Emporia City	0	0	0	0	0
Essex County	0	0	0	0	0
Fairfax County	0	0	0	0	0
Fairfax City	0	0	0	0	0
Falls Church City	0	0	0	0	0
Fauquier County	0	0	0	0	0

APPENDIX R: DUI Charges and Convictions in Virginia by Locality

Driving after DUI Forfeiture of License Convictions (§ 18.2-272(B))	2017	2018	2019	2020	2021
Floyd County	0	0	0	0	0
Fluvanna County	0	0	0	0	0
Franklin County	0	0	0	0	0
Franklin City	0	0	0	0	0
Frederick County	0	0	0	0	0
Fredericksburg City	0	0	0	0	0
Galax City	0	0	0	0	0
Giles County	0	0	0	0	0
Gloucester County	0	0	0	0	0
Goochland County	0	0	0	0	0
Grayson County	0	0	0	0	0
Greene County	0	0	0	0	0
Greensville County	0	0	0	0	0
Halifax County	0	0	0	0	0
Hampton City	0	0	0	0	0
Hanover County	0	0	0	0	0
Harrisonburg City	0	0	0	0	0
Henrico County	1	0	0	0	0
Henry County	0	0	0	0	0
Highland County	0	0	0	0	0
Hopewell City	0	0	0	0	0
Isle of Wight County	0	0	0	0	0
James City County	0	0	0	0	0
King George County	0	0	0	0	0
King William County	0	0	0	0	0
King and Queen County	0	0	0	0	0
Lancaster County	0	0	0	0	0
Lee County	0	0	0	0	0
Lexington City	0	0	0	0	0
Loudoun County	0	0	0	0	0
Louisa County	0	0	0	0	0
Lunenburg County	0	0	0	0	0
Lynchburg City	0	0	0	0	0
Madison County	0	0	0	0	0
Manassas City	0	0	0	0	0
Manassas Park City	0	0	0	0	0
Martinsville City	0	0	0	0	0
Mathews County	0	0	0	0	0
Mecklenburg County	0	0	0	0	0
Middlesex County	0	0	0	0	0
Montgomery County	0	0	0	0	0
Nelson County	0	0	0	0	0
New Kent County	0	0	0	0	0
Newport News City	0	0	0	0	0
Norfolk City	0	0	0	0	0
Northampton County	0	0	0	0	0
Northumberland County	0	0	0	0	0

APPENDIX R: DUI Charges and Convictions in Virginia by Locality

Driving after DUI Forfeiture of License Convictions (§ 18.2-272(B))	2017	2018	2019	2020	2021
Norton City	0	0	0	0	0
Nottoway County	0	0	0	0	0
Orange County	0	0	0	0	0
Page County	0	0	0	0	0
Patrick County	0	0	0	0	0
Petersburg City	0	0	0	0	0
Pittsylvania County	0	0	0	0	0
Poquoson City	0	0	0	0	0
Portsmouth City	0	0	0	0	0
Powhatan County	0	0	0	0	0
Prince Edward County	0	0	0	0	0
Prince George County	0	0	0	0	0
Prince William County	0	0	0	0	0
Pulaski County	0	0	0	0	0
Radford City	0	0	0	0	0
Rappahannock County	0	0	0	0	0
Richmond County	0	0	0	0	0
Richmond City	0	0	0	0	0
Roanoke County	0	0	0	0	0
Roanoke City	0	0	0	0	0
Rockbridge County	0	0	0	0	0
Rockingham County	0	0	0	0	0
Russell County	0	0	0	0	0
Salem City	0	0	0	0	0
Scott County	0	0	0	0	0
Shenandoah County	0	0	0	0	0
Smyth County	0	0	0	0	0
South Boston City	0	0	0	0	0
Southampton County	0	0	0	0	0
Spotsylvania County	0	0	0	0	0
Stafford County	0	0	0	0	0
Staunton City	0	0	0	0	0
Suffolk City	0	0	0	0	0
Surry County	0	0	0	0	0
Sussex County	0	0	0	0	0
Tazewell County	0	0	0	0	0
Virginia Beach City	0	0	0	0	0
Warren County	0	0	0	0	0
Washington County	0	0	0	0	0
Waynesboro City	0	0	0	0	0
Westmoreland County	0	0	0	0	0
Williamsburg City	0	0	0	0	0
Winchester City	0	0	0	0	0
Wise County	0	0	0	0	0
Wythe County	0	0	0	0	0
York County	0	0	0	0	0

APPENDIX R: DUI Charges and Convictions in Virginia by Locality

Commercial DUI Charges (§ 46.2-341.24)	2017	2018	2019	2020	2021
CIRCUIT COURT CHARGES					
§ 46.2-341.24 Statewide Total	2	2	3	1	7
Felony	0	0	1	0	0
Misdemeanor	2	2	2	1	7
Accomack County	0	0	0	0	0
Felony	0	0	0	0	0
Misdemeanor	0	0	0	0	0
Albemarle County	0	0	0	0	0
Felony	0	0	0	0	0
Misdemeanor	0	0	0	0	0
Alexandria City	0	0	0	0	0
Felony	0	0	0	0	0
Misdemeanor	0	0	0	0	0
Alleghany County	0	0	0	0	0
Felony	0	0	0	0	0
Misdemeanor	0	0	0	0	0
Amelia County	0	0	0	0	0
Felony	0	0	0	0	0
Misdemeanor	0	0	0	0	0
Amherst County	0	0	0	0	0
Felony	0	0	0	0	0
Misdemeanor	0	0	0	0	0
Appomattox County	0	0	0	0	0
Felony	0	0	0	0	0
Misdemeanor	0	0	0	0	0
Arlington County	0	0	0	0	0
Felony	0	0	0	0	0
Misdemeanor	0	0	0	0	0
Augusta County	0	0	0	0	0
Felony	0	0	0	0	0
Misdemeanor	0	0	0	0	0
Bath County	0	0	0	0	0
Felony	0	0	0	0	0
Misdemeanor	0	0	0	0	0
Bedford County	0	0	0	0	0
Felony	0	0	0	0	0
Misdemeanor	0	0	0	0	0
Bedford City	0	0	0	0	0
Felony	0	0	0	0	0
Misdemeanor	0	0	0	0	0
Bland County	0	0	0	0	0
Felony	0	0	0	0	0
Misdemeanor	0	0	0	0	0
Botetourt County	0	0	0	0	0
Felony	0	0	0	0	0
Misdemeanor	0	0	0	0	0

APPENDIX R: DUI Charges and Convictions in Virginia by Locality

Commercial DUI Charges (§ 46.2-341.24)	2017	2018	2019	2020	2021
Bristol City	0	0	0	0	0
Felony	0	0	0	0	0
Misdemeanor	0	0	0	0	0
Brunswick County	0	0	0	0	0
Felony	0	0	0	0	0
Misdemeanor	0	0	0	0	0
Buchanan County	0	0	0	0	0
Felony	0	0	0	0	0
Misdemeanor	0	0	0	0	0
Buckingham County	0	0	0	0	0
Felony	0	0	0	0	0
Misdemeanor	0	0	0	0	0
Buena Vista City	0	0	0	0	0
Felony	0	0	0	0	0
Misdemeanor	0	0	0	0	0
Campbell County	0	0	0	0	0
Felony	0	0	0	0	0
Misdemeanor	0	0	0	0	0
Caroline County	0	0	1	0	0
Felony	0	0	0	0	0
Misdemeanor	0	0	1	0	0
Carroll County	0	0	0	0	0
Felony	0	0	0	0	0
Misdemeanor	0	0	0	0	0
Charles City County	0	0	0	0	0
Felony	0	0	0	0	0
Misdemeanor	0	0	0	0	0
Charlotte County	0	0	0	0	0
Felony	0	0	0	0	0
Misdemeanor	0	0	0	0	0
Charlottesville City	0	0	0	0	0
Felony	0	0	0	0	0
Misdemeanor	0	0	0	0	0
Chesapeake City	0	0	0	0	0
Felony	0	0	0	0	0
Misdemeanor	0	0	0	0	0
Chesterfield County	0	0	0	0	0
Felony	0	0	0	0	0
Misdemeanor	0	0	0	0	0
Clarke County	0	0	0	0	0
Felony	0	0	0	0	0
Misdemeanor	0	0	0	0	0
Clifton Forge City	0	0	0	0	0
Felony	0	0	0	0	0
Misdemeanor	0	0	0	0	0
Colonial Heights City	0	0	0	0	0
Felony	0	0	0	0	0
Misdemeanor	0	0	0	0	0

APPENDIX R: DUI Charges and Convictions in Virginia by Locality

Commercial DUI Charges (§ 46.2-341.24)	2017	2018	2019	2020	2021
Covington City	0	0	0	0	0
Felony	0	0	0	0	0
Misdemeanor	0	0	0	0	0
Craig County	0	0	0	0	0
Felony	0	0	0	0	0
Misdemeanor	0	0	0	0	0
Culpeper County	0	0	0	0	0
Felony	0	0	0	0	0
Misdemeanor	0	0	0	0	0
Cumberland County	0	0	0	0	0
Felony	0	0	0	0	0
Misdemeanor	0	0	0	0	0
Danville City	0	0	0	0	0
Felony	0	0	0	0	0
Misdemeanor	0	0	0	0	0
Dickenson County	0	0	0	0	0
Felony	0	0	0	0	0
Misdemeanor	0	0	0	0	0
Dinwiddie County	0	0	0	0	0
Felony	0	0	0	0	0
Misdemeanor	0	0	0	0	0
Emporia City	0	0	0	0	0
Felony	0	0	0	0	0
Misdemeanor	0	0	0	0	0
Essex County	0	0	0	0	0
Felony	0	0	0	0	0
Misdemeanor	0	0	0	0	0
Fairfax County	0	0	0	0	0
Felony	0	0	0	0	0
Misdemeanor	0	0	0	0	0
Fairfax City	0	0	0	0	0
Felony	0	0	0	0	0
Misdemeanor	0	0	0	0	0
Falls Church City	0	0	0	0	0
Felony	0	0	0	0	0
Misdemeanor	0	0	0	0	0
Fauquier County	0	0	0	0	0
Felony	0	0	0	0	0
Misdemeanor	0	0	0	0	0
Floyd County	0	0	0	0	0
Felony	0	0	0	0	0
Misdemeanor	0	0	0	0	0
Fluvanna County	0	0	0	0	0
Felony	0	0	0	0	0
Misdemeanor	0	0	0	0	0
Franklin County	0	0	0	0	0
Felony	0	0	0	0	0
Misdemeanor	0	0	0	0	0

APPENDIX R: DUI Charges and Convictions in Virginia by Locality

Commercial DUI Charges (§ 46.2-341.24)	2017	2018	2019	2020	2021
Franklin City	0	0	0	0	0
Felony	0	0	0	0	0
Misdemeanor	0	0	0	0	0
Frederick County	0	0	0	0	0
Felony	0	0	0	0	0
Misdemeanor	0	0	0	0	0
Fredericksburg City	0	0	0	0	0
Felony	0	0	0	0	0
Misdemeanor	0	0	0	0	0
Galax City	0	0	0	0	0
Felony	0	0	0	0	0
Misdemeanor	0	0	0	0	0
Giles County	0	0	0	0	0
Felony	0	0	0	0	0
Misdemeanor	0	0	0	0	0
Gloucester County	0	0	0	0	0
Felony	0	0	0	0	0
Misdemeanor	0	0	0	0	0
Goochland County	0	0	0	0	0
Felony	0	0	0	0	0
Misdemeanor	0	0	0	0	0
Grayson County	0	0	0	0	0
Felony	0	0	0	0	0
Misdemeanor	0	0	0	0	0
Greene County	0	0	0	0	0
Felony	0	0	0	0	0
Misdemeanor	0	0	0	0	0
Greensville County	0	0	0	0	0
Felony	0	0	0	0	0
Misdemeanor	0	0	0	0	0
Halifax County	0	0	0	0	0
Felony	0	0	0	0	0
Misdemeanor	0	0	0	0	0
Hampton City	0	0	0	0	0
Felony	0	0	0	0	0
Misdemeanor	0	0	0	0	0
Hanover County	1	0	0	0	0
Felony	0	0	0	0	0
Misdemeanor	1	0	0	0	0
Harrisonburg City	0	0	0	0	0
Felony	0	0	0	0	0
Misdemeanor	0	0	0	0	0
Henrico County	0	0	0	0	0
Felony	0	0	0	0	0
Misdemeanor	0	0	0	0	0
Henry County	0	0	0	0	0
Felony	0	0	0	0	0
Misdemeanor	0	0	0	0	0

APPENDIX R: DUI Charges and Convictions in Virginia by Locality

Commercial DUI Charges (§ 46.2-341.24)	2017	2018	2019	2020	2021
Highland County	0	0	0	0	0
Felony	0	0	0	0	0
Misdemeanor	0	0	0	0	0
Hopewell City	0	0	0	0	0
Felony	0	0	0	0	0
Misdemeanor	0	0	0	0	0
Isle of Wight County	0	0	0	0	0
Felony	0	0	0	0	0
Misdemeanor	0	0	0	0	0
James City County	0	0	0	0	0
Felony	0	0	0	0	0
Misdemeanor	0	0	0	0	0
King George County	0	0	0	0	0
Felony	0	0	0	0	0
Misdemeanor	0	0	0	0	0
King William County	0	0	0	0	0
Felony	0	0	0	0	0
Misdemeanor	0	0	0	0	0
King and Queen County	0	0	0	0	0
Felony	0	0	0	0	0
Misdemeanor	0	0	0	0	0
Lancaster County	0	0	0	0	0
Felony	0	0	0	0	0
Misdemeanor	0	0	0	0	0
Lee County	0	0	0	0	0
Felony	0	0	0	0	0
Misdemeanor	0	0	0	0	0
Lexington City	0	0	0	0	0
Felony	0	0	0	0	0
Misdemeanor	0	0	0	0	0
Loudoun County	0	0	0	0	0
Felony	0	0	0	0	0
Misdemeanor	0	0	0	0	0
Louisa County	0	0	0	0	0
Felony	0	0	0	0	0
Misdemeanor	0	0	0	0	0
Lunenburg County	0	0	0	0	0
Felony	0	0	0	0	0
Misdemeanor	0	0	0	0	0
Lynchburg City	0	0	0	0	0
Felony	0	0	0	0	0
Misdemeanor	0	0	0	0	0
Madison County	0	0	0	0	0
Felony	0	0	0	0	0
Misdemeanor	0	0	0	0	0
Manassas City	0	0	0	0	0
Felony	0	0	0	0	0
Misdemeanor	0	0	0	0	0

APPENDIX R: DUI Charges and Convictions in Virginia by Locality

Commercial DUI Charges (§ 46.2-341.24)	2017	2018	2019	2020	2021
Manassas Park City	0	0	0	0	0
Felony	0	0	0	0	0
Misdemeanor	0	0	0	0	0
Martinsville City	0	0	0	0	0
Felony	0	0	0	0	0
Misdemeanor	0	0	0	0	0
Mathews County	0	0	0	0	0
Felony	0	0	0	0	0
Misdemeanor	0	0	0	0	0
Mecklenburg County	0	0	0	0	1
Felony	0	0	0	0	0
Misdemeanor	0	0	0	0	1
Middlesex County	0	0	0	0	0
Felony	0	0	0	0	0
Misdemeanor	0	0	0	0	0
Montgomery County	0	0	0	0	0
Felony	0	0	0	0	0
Misdemeanor	0	0	0	0	0
Nelson County	0	0	0	0	0
Felony	0	0	0	0	0
Misdemeanor	0	0	0	0	0
New Kent County	0	0	0	0	0
Felony	0	0	0	0	0
Misdemeanor	0	0	0	0	0
Newport News City	0	0	0	0	0
Felony	0	0	0	0	0
Misdemeanor	0	0	0	0	0
Norfolk City	0	0	0	0	0
Felony	0	0	0	0	0
Misdemeanor	0	0	0	0	0
Northampton County	0	0	0	0	0
Felony	0	0	0	0	0
Misdemeanor	0	0	0	0	0
Northumberland County	0	0	0	0	0
Felony	0	0	0	0	0
Misdemeanor	0	0	0	0	0
Norton City	0	0	0	0	0
Felony	0	0	0	0	0
Misdemeanor	0	0	0	0	0
Nottoway County	0	0	0	0	0
Felony	0	0	0	0	0
Misdemeanor	0	0	0	0	0
Orange County	0	0	0	0	0
Felony	0	0	0	0	0
Misdemeanor	0	0	0	0	0
Page County	0	0	0	0	0
Felony	0	0	0	0	0
Misdemeanor	0	0	0	0	0

APPENDIX R: DUI Charges and Convictions in Virginia by Locality

Commercial DUI Charges (§ 46.2-341.24)	2017	2018	2019	2020	2021
Patrick County	0	0	0	0	0
Felony	0	0	0	0	0
Misdemeanor	0	0	0	0	0
Petersburg City	0	0	0	0	0
Felony	0	0	0	0	0
Misdemeanor	0	0	0	0	0
Pittsylvania County	0	0	0	0	0
Felony	0	0	0	0	0
Misdemeanor	0	0	0	0	0
Poquoson City	0	0	0	0	0
Felony	0	0	0	0	0
Misdemeanor	0	0	0	0	0
Portsmouth City	0	0	0	0	0
Felony	0	0	0	0	0
Misdemeanor	0	0	0	0	0
Powhatan County	0	0	0	0	0
Felony	0	0	0	0	0
Misdemeanor	0	0	0	0	0
Prince Edward County	0	0	0	0	0
Felony	0	0	0	0	0
Misdemeanor	0	0	0	0	0
Prince George County	0	0	0	0	0
Felony	0	0	0	0	0
Misdemeanor	0	0	0	0	0
Prince William County	0	0	0	0	0
Felony	0	0	0	0	0
Misdemeanor	0	0	0	0	0
Pulaski County	0	0	0	0	0
Felony	0	0	0	0	0
Misdemeanor	0	0	0	0	0
Radford City	0	0	0	0	0
Felony	0	0	0	0	0
Misdemeanor	0	0	0	0	0
Rappahannock County	0	0	0	0	0
Felony	0	0	0	0	0
Misdemeanor	0	0	0	0	0
Richmond County	0	0	0	0	0
Felony	0	0	0	0	0
Misdemeanor	0	0	0	0	0
Richmond City	0	0	0	0	1
Felony	0	0	0	0	0
Misdemeanor	0	0	0	0	1
Roanoke County	0	0	0	0	0
Felony	0	0	0	0	0
Misdemeanor	0	0	0	0	0
Roanoke City	0	0	0	0	0
Felony	0	0	0	0	0
Misdemeanor	0	0	0	0	0

APPENDIX R: DUI Charges and Convictions in Virginia by Locality

Commercial DUI Charges (§ 46.2-341.24)	2017	2018	2019	2020	2021
Rockbridge County	0	0	0	0	0
Felony	0	0	0	0	0
Misdemeanor	0	0	0	0	0
Rockingham County	0	0	1	0	0
Felony	0	0	1	0	0
Misdemeanor	0	0	0	0	0
Russell County	0	0	0	0	0
Felony	0	0	0	0	0
Misdemeanor	0	0	0	0	0
Salem City	0	0	0	0	0
Felony	0	0	0	0	0
Misdemeanor	0	0	0	0	0
Scott County	0	0	0	0	0
Felony	0	0	0	0	0
Misdemeanor	0	0	0	0	0
Shenandoah County	0	0	0	0	0
Felony	0	0	0	0	0
Misdemeanor	0	0	0	0	0
Smyth County	0	0	0	0	0
Felony	0	0	0	0	0
Misdemeanor	0	0	0	0	0
South Boston City	0	0	0	0	0
Felony	0	0	0	0	0
Misdemeanor	0	0	0	0	0
Southampton County	0	0	0	0	0
Felony	0	0	0	0	0
Misdemeanor	0	0	0	0	0
Spotsylvania County	1	2	1	1	1
Felony	0	0	0	0	0
Misdemeanor	1	2	1	1	1
Stafford County	0	0	0	0	1
Felony	0	0	0	0	0
Misdemeanor	0	0	0	0	1
Staunton City	0	0	0	0	0
Felony	0	0	0	0	0
Misdemeanor	0	0	0	0	0
Suffolk City	0	0	0	0	0
Felony	0	0	0	0	0
Misdemeanor	0	0	0	0	0
Surry County	0	0	0	0	0
Felony	0	0	0	0	0
Misdemeanor	0	0	0	0	0
Sussex County	0	0	0	0	0
Felony	0	0	0	0	0
Misdemeanor	0	0	0	0	0
Tazewell County	0	0	0	0	0
Felony	0	0	0	0	0
Misdemeanor	0	0	0	0	0

APPENDIX R: DUI Charges and Convictions in Virginia by Locality

Commercial DUI Charges (§ 46.2-341.24)	2017	2018	2019	2020	2021
Virginia Beach City	0	0	0	0	1
Felony	0	0	0	0	0
Misdemeanor	0	0	0	0	1
Warren County	0	0	0	0	0
Felony	0	0	0	0	0
Misdemeanor	0	0	0	0	0
Washington County	0	0	0	0	1
Felony	0	0	0	0	0
Misdemeanor	0	0	0	0	1
Waynesboro City	0	0	0	0	0
Felony	0	0	0	0	0
Misdemeanor	0	0	0	0	0
Westmoreland County	0	0	0	0	0
Felony	0	0	0	0	0
Misdemeanor	0	0	0	0	0
Williamsburg City	0	0	0	0	0
Felony	0	0	0	0	0
Misdemeanor	0	0	0	0	0
Winchester City	0	0	0	0	0
Felony	0	0	0	0	0
Misdemeanor	0	0	0	0	0
Wise County	0	0	0	0	1
Felony	0	0	0	0	0
Misdemeanor	0	0	0	0	1
Wythe County	0	0	0	0	0
Felony	0	0	0	0	0
Misdemeanor	0	0	0	0	0
York County	0	0	0	0	0
Felony	0	0	0	0	0
Misdemeanor	0	0	0	0	0
GENERAL DISTRICT COURT CHARGES					
§ 46.2-341.24 Statewide Total	16	20	27	20	25
Felony	0	0	1	0	0
Misdemeanor	16	20	26	20	25
Accomack County	0	0	1	0	0
Felony	0	0	0	0	0
Misdemeanor	0	0	1	0	0
Albemarle County	0	0	0	0	0
Felony	0	0	0	0	0
Misdemeanor	0	0	0	0	0
Alexandria City	0	0	0	0	0
Felony	0	0	0	0	0
Misdemeanor	0	0	0	0	0
Alleghany County	0	0	0	0	1
Felony	0	0	0	0	0
Misdemeanor	0	0	0	0	1

APPENDIX R: DUI Charges and Convictions in Virginia by Locality

Commercial DUI Charges (§ 46.2-341.24)	2017	2018	2019	2020	2021
Amelia County	0	0	0	0	0
Felony	0	0	0	0	0
Misdemeanor	0	0	0	0	0
Amherst County	0	0	0	0	0
Felony	0	0	0	0	0
Misdemeanor	0	0	0	0	0
Appomattox County	0	0	0	0	0
Felony	0	0	0	0	0
Misdemeanor	0	0	0	0	0
Arlington County	0	0	0	0	0
Felony	0	0	0	0	0
Misdemeanor	0	0	0	0	0
Augusta County	0	0	0	0	1
Felony	0	0	0	0	0
Misdemeanor	0	0	0	0	1
Bath County	0	0	0	0	0
Felony	0	0	0	0	0
Misdemeanor	0	0	0	0	0
Bedford County	0	0	0	0	0
Felony	0	0	0	0	0
Misdemeanor	0	0	0	0	0
Bedford City	0	0	0	0	0
Felony	0	0	0	0	0
Misdemeanor	0	0	0	0	0
Bland County	0	0	0	0	1
Felony	0	0	0	0	0
Misdemeanor	0	0	0	0	1
Botetourt County	0	0	0	0	0
Felony	0	0	0	0	0
Misdemeanor	0	0	0	0	0
Bristol City	0	0	0	0	0
Felony	0	0	0	0	0
Misdemeanor	0	0	0	0	0
Brunswick County	1	1	0	0	1
Felony	0	0	0	0	0
Misdemeanor	1	1	0	0	1
Buchanan County	0	1	1	0	0
Felony	0	0	0	0	0
Misdemeanor	0	1	1	0	0
Buckingham County	0	0	0	0	0
Felony	0	0	0	0	0
Misdemeanor	0	0	0	0	0
Buena Vista City	0	0	0	0	0
Felony	0	0	0	0	0
Misdemeanor	0	0	0	0	0
Campbell County	0	0	0	0	0
Felony	0	0	0	0	0
Misdemeanor	0	0	0	0	0

APPENDIX R: DUI Charges and Convictions in Virginia by Locality

Commercial DUI Charges (§ 46.2-341.24)	2017	2018	2019	2020	2021
Caroline County	0	1	1	0	0
Felony	0	0	0	0	0
Misdemeanor	0	1	1	0	0
Carroll County	0	0	0	1	0
Felony	0	0	0	0	0
Misdemeanor	0	0	0	1	0
Charles City County	0	0	0	0	0
Felony	0	0	0	0	0
Misdemeanor	0	0	0	0	0
Charlotte County	0	0	0	0	0
Felony	0	0	0	0	0
Misdemeanor	0	0	0	0	0
Charlottesville City	0	0	0	0	0
Felony	0	0	0	0	0
Misdemeanor	0	0	0	0	0
Chesapeake City	0	0	0	0	0
Felony	0	0	0	0	0
Misdemeanor	0	0	0	0	0
Chesterfield County	0	0	0	0	1
Felony	0	0	0	0	0
Misdemeanor	0	0	0	0	1
Clarke County	0	0	0	0	0
Felony	0	0	0	0	0
Misdemeanor	0	0	0	0	0
Clifton Forge City	0	0	0	0	0
Felony	0	0	0	0	0
Misdemeanor	0	0	0	0	0
Colonial Heights City	0	0	0	0	0
Felony	0	0	0	0	0
Misdemeanor	0	0	0	0	0
Covington City	0	0	0	0	0
Felony	0	0	0	0	0
Misdemeanor	0	0	0	0	0
Craig County	0	0	0	0	0
Felony	0	0	0	0	0
Misdemeanor	0	0	0	0	0
Culpeper County	0	0	0	0	2
Felony	0	0	0	0	0
Misdemeanor	0	0	0	0	2
Cumberland County	0	0	0	0	0
Felony	0	0	0	0	0
Misdemeanor	0	0	0	0	0
Danville City	0	0	0	0	0
Felony	0	0	0	0	0
Misdemeanor	0	0	0	0	0
Dickenson County	0	0	0	0	0
Felony	0	0	0	0	0
Misdemeanor	0	0	0	0	0

APPENDIX R: DUI Charges and Convictions in Virginia by Locality

Commercial DUI Charges (§ 46.2-341.24)	2017	2018	2019	2020	2021
Dinwiddie County	0	0	0	0	0
Felony	0	0	0	0	0
Misdemeanor	0	0	0	0	0
Emporia City	0	0	0	0	1
Felony	0	0	0	0	0
Misdemeanor	0	0	0	0	1
Essex County	0	0	0	0	0
Felony	0	0	0	0	0
Misdemeanor	0	0	0	0	0
Fairfax County	0	0	0	1	0
Felony	0	0	0	0	0
Misdemeanor	0	0	0	1	0
Fairfax City	0	0	0	0	0
Felony	0	0	0	0	0
Misdemeanor	0	0	0	0	0
Falls Church City	0	0	0	0	0
Felony	0	0	0	0	0
Misdemeanor	0	0	0	0	0
Fauquier County	0	1	0	0	0
Felony	0	0	0	0	0
Misdemeanor	0	1	0	0	0
Floyd County	0	0	0	0	0
Felony	0	0	0	0	0
Misdemeanor	0	0	0	0	0
Fluvanna County	0	0	0	0	0
Felony	0	0	0	0	0
Misdemeanor	0	0	0	0	0
Franklin County	0	0	1	0	0
Felony	0	0	0	0	0
Misdemeanor	0	0	1	0	0
Franklin City	0	0	0	0	0
Felony	0	0	0	0	0
Misdemeanor	0	0	0	0	0
Frederick County	1	0	2	3	2
Felony	0	0	0	0	0
Misdemeanor	1	0	2	3	2
Fredericksburg City	0	0	0	1	0
Felony	0	0	0	0	0
Misdemeanor	0	0	0	1	0
Galax City	0	0	0	0	0
Felony	0	0	0	0	0
Misdemeanor	0	0	0	0	0
Giles County	0	0	0	0	0
Felony	0	0	0	0	0
Misdemeanor	0	0	0	0	0
Gloucester County	0	0	0	1	0
Felony	0	0	0	0	0
Misdemeanor	0	0	0	1	0

APPENDIX R: DUI Charges and Convictions in Virginia by Locality

Commercial DUI Charges (§ 46.2-341.24)	2017	2018	2019	2020	2021
Goochland County	0	0	1	0	0
Felony	0	0	0	0	0
Misdemeanor	0	0	1	0	0
Grayson County	0	0	0	0	0
Felony	0	0	0	0	0
Misdemeanor	0	0	0	0	0
Greene County	0	0	0	0	0
Felony	0	0	0	0	0
Misdemeanor	0	0	0	0	0
Greensville County	0	0	0	0	1
Felony	0	0	0	0	0
Misdemeanor	0	0	0	0	1
Halifax County	0	0	0	0	0
Felony	0	0	0	0	0
Misdemeanor	0	0	0	0	0
Hampton City	0	0	0	0	0
Felony	0	0	0	0	0
Misdemeanor	0	0	0	0	0
Hanover County	1	0	1	1	0
Felony	0	0	0	0	0
Misdemeanor	1	0	1	1	0
Harrisonburg City	0	0	0	0	0
Felony	0	0	0	0	0
Misdemeanor	0	0	0	0	0
Henrico County	0	1	0	1	0
Felony	0	0	0	0	0
Misdemeanor	0	1	0	1	0
Henry County	0	0	0	0	0
Felony	0	0	0	0	0
Misdemeanor	0	0	0	0	0
Highland County	0	0	0	0	0
Felony	0	0	0	0	0
Misdemeanor	0	0	0	0	0
Hopewell City	0	0	0	0	0
Felony	0	0	0	0	0
Misdemeanor	0	0	0	0	0
Isle of Wight County	0	0	0	0	1
Felony	0	0	0	0	0
Misdemeanor	0	0	0	0	1
James City County	0	0	0	0	0
Felony	0	0	0	0	0
Misdemeanor	0	0	0	0	0
King George County	0	0	0	0	0
Felony	0	0	0	0	0
Misdemeanor	0	0	0	0	0
King William County	0	0	0	0	0
Felony	0	0	0	0	0
Misdemeanor	0	0	0	0	0

APPENDIX R: DUI Charges and Convictions in Virginia by Locality

Commercial DUI Charges (§ 46.2-341.24)	2017	2018	2019	2020	2021
King and Queen County	0	0	0	0	0
Felony	0	0	0	0	0
Misdemeanor	0	0	0	0	0
Lancaster County	0	0	0	0	0
Felony	0	0	0	0	0
Misdemeanor	0	0	0	0	0
Lee County	0	0	0	0	0
Felony	0	0	0	0	0
Misdemeanor	0	0	0	0	0
Lexington City	0	0	0	0	0
Felony	0	0	0	0	0
Misdemeanor	0	0	0	0	0
Loudoun County	0	1	1	1	0
Felony	0	0	0	0	0
Misdemeanor	0	1	1	1	0
Louisa County	0	1	0	0	0
Felony	0	0	0	0	0
Misdemeanor	0	1	0	0	0
Lunenburg County	0	0	0	0	0
Felony	0	0	0	0	0
Misdemeanor	0	0	0	0	0
Lynchburg City	0	0	0	0	0
Felony	0	0	0	0	0
Misdemeanor	0	0	0	0	0
Madison County	0	0	0	0	0
Felony	0	0	0	0	0
Misdemeanor	0	0	0	0	0
Manassas City	0	0	0	0	0
Felony	0	0	0	0	0
Misdemeanor	0	0	0	0	0
Manassas Park City	0	0	0	0	0
Felony	0	0	0	0	0
Misdemeanor	0	0	0	0	0
Martinsville City	0	0	0	0	0
Felony	0	0	0	0	0
Misdemeanor	0	0	0	0	0
Mathews County	0	0	0	0	0
Felony	0	0	0	0	0
Misdemeanor	0	0	0	0	0
Mecklenburg County	0	0	0	0	1
Felony	0	0	0	0	0
Misdemeanor	0	0	0	0	1
Middlesex County	0	0	0	0	0
Felony	0	0	0	0	0
Misdemeanor	0	0	0	0	0
Montgomery County	0	2	0	0	0
Felony	0	0	0	0	0
Misdemeanor	0	2	0	0	0

APPENDIX R: DUI Charges and Convictions in Virginia by Locality

Commercial DUI Charges (§ 46.2-341.24)	2017	2018	2019	2020	2021
Nelson County	0	0	0	0	1
Felony	0	0	0	0	0
Misdemeanor	0	0	0	0	1
New Kent County	1	0	0	1	0
Felony	0	0	0	0	0
Misdemeanor	1	0	0	1	0
Newport News City	0	0	0	0	0
Felony	0	0	0	0	0
Misdemeanor	0	0	0	0	0
Norfolk City	0	1	0	0	0
Felony	0	0	0	0	0
Misdemeanor	0	1	0	0	0
Northampton County	0	0	1	0	0
Felony	0	0	0	0	0
Misdemeanor	0	0	1	0	0
Northumberland County	0	0	0	0	0
Felony	0	0	0	0	0
Misdemeanor	0	0	0	0	0
Norton City	0	0	0	0	0
Felony	0	0	0	0	0
Misdemeanor	0	0	0	0	0
Nottoway County	0	0	0	0	0
Felony	0	0	0	0	0
Misdemeanor	0	0	0	0	0
Orange County	1	0	0	0	0
Felony	0	0	0	0	0
Misdemeanor	1	0	0	0	0
Page County	0	0	0	0	0
Felony	0	0	0	0	0
Misdemeanor	0	0	0	0	0
Patrick County	0	0	0	0	0
Felony	0	0	0	0	0
Misdemeanor	0	0	0	0	0
Petersburg City	0	0	0	0	0
Felony	0	0	0	0	0
Misdemeanor	0	0	0	0	0
Pittsylvania County	1	2	0	0	0
Felony	0	0	0	0	0
Misdemeanor	1	2	0	0	0
Poquoson City	0	0	0	0	0
Felony	0	0	0	0	0
Misdemeanor	0	0	0	0	0
Portsmouth City	0	0	0	0	0
Felony	0	0	0	0	0
Misdemeanor	0	0	0	0	0
Powhatan County	1	0	0	0	0
Felony	0	0	0	0	0
Misdemeanor	1	0	0	0	0

APPENDIX R: DUI Charges and Convictions in Virginia by Locality

Commercial DUI Charges (§ 46.2-341.24)	2017	2018	2019	2020	2021
Prince Edward County	0	0	1	0	1
Felony	0	0	0	0	0
Misdemeanor	0	0	1	0	1
Prince George County	0	0	1	0	0
Felony	0	0	0	0	0
Misdemeanor	0	0	1	0	0
Prince William County	2	1	2	0	0
Felony	0	0	0	0	0
Misdemeanor	2	1	2	0	0
Pulaski County	0	2	0	1	1
Felony	0	0	0	0	0
Misdemeanor	0	2	0	1	1
Radford City	0	0	0	0	0
Felony	0	0	0	0	0
Misdemeanor	0	0	0	0	0
Rappahannock County	0	0	0	0	0
Felony	0	0	0	0	0
Misdemeanor	0	0	0	0	0
Richmond County	0	0	0	0	0
Felony	0	0	0	0	0
Misdemeanor	0	0	0	0	0
Richmond City	0	0	1	0	0
Felony	0	0	0	0	0
Misdemeanor	0	0	1	0	0
Roanoke County	0	0	1	1	0
Felony	0	0	0	0	0
Misdemeanor	0	0	1	1	0
Roanoke City	0	0	0	0	0
Felony	0	0	0	0	0
Misdemeanor	0	0	0	0	0
Rockbridge County	0	1	0	0	1
Felony	0	0	0	0	0
Misdemeanor	0	1	0	0	1
Rockingham County	0	0	2	0	1
Felony	0	0	1	0	0
Misdemeanor	0	0	1	0	1
Russell County	0	0	0	1	0
Felony	0	0	0	0	0
Misdemeanor	0	0	0	1	0
Salem City	0	0	0	0	0
Felony	0	0	0	0	0
Misdemeanor	0	0	0	0	0
Scott County	0	0	0	0	0
Felony	0	0	0	0	0
Misdemeanor	0	0	0	0	0
Shenandoah County	2	0	1	1	0
Felony	0	0	0	0	0
Misdemeanor	2	0	1	1	0

APPENDIX R: DUI Charges and Convictions in Virginia by Locality

Commercial DUI Charges (§ 46.2-341.24)	2017	2018	2019	2020	2021
Smyth County	0	1	1	1	1
Felony	0	0	0	0	0
Misdemeanor	0	1	1	1	1
South Boston City	0	0	0	0	0
Felony	0	0	0	0	0
Misdemeanor	0	0	0	0	0
Southampton County	0	0	0	0	0
Felony	0	0	0	0	0
Misdemeanor	0	0	0	0	0
Spotsylvania County	3	0	3	0	2
Felony	0	0	0	0	0
Misdemeanor	3	0	3	0	2
Stafford County	0	1	0	0	1
Felony	0	0	0	0	0
Misdemeanor	0	1	0	0	1
Staunton City	0	0	0	0	0
Felony	0	0	0	0	0
Misdemeanor	0	0	0	0	0
Suffolk City	0	0	0	0	0
Felony	0	0	0	0	0
Misdemeanor	0	0	0	0	0
Surry County	0	0	0	0	0
Felony	0	0	0	0	0
Misdemeanor	0	0	0	0	0
Sussex County	0	0	1	0	0
Felony	0	0	0	0	0
Misdemeanor	0	0	1	0	0
Tazewell County	0	0	0	0	0
Felony	0	0	0	0	0
Misdemeanor	0	0	0	0	0
Virginia Beach City	0	1	2	1	1
Felony	0	0	0	0	0
Misdemeanor	0	1	2	1	1
Warren County	1	0	0	1	0
Felony	0	0	0	0	0
Misdemeanor	1	0	0	1	0
Washington County	0	0	1	1	0
Felony	0	0	0	0	0
Misdemeanor	0	0	1	1	0
Waynesboro City	0	0	0	0	0
Felony	0	0	0	0	0
Misdemeanor	0	0	0	0	0
Westmoreland County	0	0	0	0	0
Felony	0	0	0	0	0
Misdemeanor	0	0	0	0	0
Williamsburg City	0	0	0	0	0
Felony	0	0	0	0	0
Misdemeanor	0	0	0	0	0

APPENDIX R: DUI Charges and Convictions in Virginia by Locality

Commercial DUI Charges (§ 46.2-341.24)	2017	2018	2019	2020	2021
Winchester City	0	0	0	0	0
Felony	0	0	0	0	0
Misdemeanor	0	0	0	0	0
Wise County	0	0	0	0	1
Felony	0	0	0	0	0
Misdemeanor	0	0	0	0	1
Wythe County	1	1	0	1	1
Felony	0	0	0	0	0
Misdemeanor	1	1	0	1	1
York County	0	0	0	0	0
Felony	0	0	0	0	0
Misdemeanor	0	0	0	0	0
JDR DISTRICT COURT CHARGES					
§ 46.2-341.24 Statewide Total	1	0	0	1	0
Felony	0	0	0	0	0
Misdemeanor	1	0	0	1	0
Accomack County	0	0	0	0	0
Felony	0	0	0	0	0
Misdemeanor	0	0	0	0	0
Albemarle County	0	0	0	0	0
Felony	0	0	0	0	0
Misdemeanor	0	0	0	0	0
Alexandria City	0	0	0	0	0
Felony	0	0	0	0	0
Misdemeanor	0	0	0	0	0
Alleghany County	0	0	0	0	0
Felony	0	0	0	0	0
Misdemeanor	0	0	0	0	0
Amelia County	0	0	0	0	0
Felony	0	0	0	0	0
Misdemeanor	0	0	0	0	0
Amherst County	0	0	0	0	0
Felony	0	0	0	0	0
Misdemeanor	0	0	0	0	0
Appomattox County	0	0	0	0	0
Felony	0	0	0	0	0
Misdemeanor	0	0	0	0	0
Arlington County	0	0	0	0	0
Felony	0	0	0	0	0
Misdemeanor	0	0	0	0	0
Augusta County	0	0	0	0	0
Felony	0	0	0	0	0
Misdemeanor	0	0	0	0	0
Bath County	0	0	0	0	0
Felony	0	0	0	0	0
Misdemeanor	0	0	0	0	0

APPENDIX R: DUI Charges and Convictions in Virginia by Locality

Commercial DUI Charges (§ 46.2-341.24)	2017	2018	2019	2020	2021
Bedford County	0	0	0	0	0
Felony	0	0	0	0	0
Misdemeanor	0	0	0	0	0
Bedford City	0	0	0	0	0
Felony	0	0	0	0	0
Misdemeanor	0	0	0	0	0
Bland County	0	0	0	0	0
Felony	0	0	0	0	0
Misdemeanor	0	0	0	0	0
Botetourt County	0	0	0	0	0
Felony	0	0	0	0	0
Misdemeanor	0	0	0	0	0
Bristol City	0	0	0	0	0
Felony	0	0	0	0	0
Misdemeanor	0	0	0	0	0
Brunswick County	0	0	0	0	0
Felony	0	0	0	0	0
Misdemeanor	0	0	0	0	0
Buchanan County	0	0	0	0	0
Felony	0	0	0	0	0
Misdemeanor	0	0	0	0	0
Buckingham County	0	0	0	0	0
Felony	0	0	0	0	0
Misdemeanor	0	0	0	0	0
Buena Vista City	0	0	0	0	0
Felony	0	0	0	0	0
Misdemeanor	0	0	0	0	0
Campbell County	0	0	0	0	0
Felony	0	0	0	0	0
Misdemeanor	0	0	0	0	0
Caroline County	0	0	0	0	0
Felony	0	0	0	0	0
Misdemeanor	0	0	0	0	0
Carroll County	0	0	0	0	0
Felony	0	0	0	0	0
Misdemeanor	0	0	0	0	0
Charles City County	0	0	0	0	0
Felony	0	0	0	0	0
Misdemeanor	0	0	0	0	0
Charlotte County	0	0	0	0	0
Felony	0	0	0	0	0
Misdemeanor	0	0	0	0	0
Charlottesville City	0	0	0	0	0
Felony	0	0	0	0	0
Misdemeanor	0	0	0	0	0
Chesapeake City	0	0	0	0	0
Felony	0	0	0	0	0
Misdemeanor	0	0	0	0	0

APPENDIX R: DUI Charges and Convictions in Virginia by Locality

Commercial DUI Charges (§ 46.2-341.24)	2017	2018	2019	2020	2021
Chesterfield County	0	0	0	0	0
Felony	0	0	0	0	0
Misdemeanor	0	0	0	0	0
Clarke County	0	0	0	0	0
Felony	0	0	0	0	0
Misdemeanor	0	0	0	0	0
Clifton Forge City	0	0	0	0	0
Felony	0	0	0	0	0
Misdemeanor	0	0	0	0	0
Colonial Heights City	0	0	0	0	0
Felony	0	0	0	0	0
Misdemeanor	0	0	0	0	0
Covington City	0	0	0	0	0
Felony	0	0	0	0	0
Misdemeanor	0	0	0	0	0
Craig County	0	0	0	0	0
Felony	0	0	0	0	0
Misdemeanor	0	0	0	0	0
Culpeper County	0	0	0	0	0
Felony	0	0	0	0	0
Misdemeanor	0	0	0	0	0
Cumberland County	0	0	0	0	0
Felony	0	0	0	0	0
Misdemeanor	0	0	0	0	0
Danville City	0	0	0	0	0
Felony	0	0	0	0	0
Misdemeanor	0	0	0	0	0
Dickenson County	0	0	0	0	0
Felony	0	0	0	0	0
Misdemeanor	0	0	0	0	0
Dinwiddie County	0	0	0	0	0
Felony	0	0	0	0	0
Misdemeanor	0	0	0	0	0
Emporia City	0	0	0	0	0
Felony	0	0	0	0	0
Misdemeanor	0	0	0	0	0
Essex County	0	0	0	0	0
Felony	0	0	0	0	0
Misdemeanor	0	0	0	0	0
Fairfax County	0	0	0	0	0
Felony	0	0	0	0	0
Misdemeanor	0	0	0	0	0
Fairfax City	0	0	0	0	0
Felony	0	0	0	0	0
Misdemeanor	0	0	0	0	0
Falls Church City	0	0	0	0	0
Felony	0	0	0	0	0
Misdemeanor	0	0	0	0	0

APPENDIX R: DUI Charges and Convictions in Virginia by Locality

Commercial DUI Charges (§ 46.2-341.24)	2017	2018	2019	2020	2021
Fauquier County	0	0	0	0	0
Felony	0	0	0	0	0
Misdemeanor	0	0	0	0	0
Floyd County	0	0	0	0	0
Felony	0	0	0	0	0
Misdemeanor	0	0	0	0	0
Fluvanna County	0	0	0	0	0
Felony	0	0	0	0	0
Misdemeanor	0	0	0	0	0
Franklin County	0	0	0	0	0
Felony	0	0	0	0	0
Misdemeanor	0	0	0	0	0
Franklin City	0	0	0	0	0
Felony	0	0	0	0	0
Misdemeanor	0	0	0	0	0
Frederick County	0	0	0	0	0
Felony	0	0	0	0	0
Misdemeanor	0	0	0	0	0
Fredericksburg City	0	0	0	0	0
Felony	0	0	0	0	0
Misdemeanor	0	0	0	0	0
Galax City	0	0	0	0	0
Felony	0	0	0	0	0
Misdemeanor	0	0	0	0	0
Giles County	0	0	0	0	0
Felony	0	0	0	0	0
Misdemeanor	0	0	0	0	0
Gloucester County	0	0	0	0	0
Felony	0	0	0	0	0
Misdemeanor	0	0	0	0	0
Goochland County	0	0	0	0	0
Felony	0	0	0	0	0
Misdemeanor	0	0	0	0	0
Grayson County	0	0	0	0	0
Felony	0	0	0	0	0
Misdemeanor	0	0	0	0	0
Greene County	0	0	0	0	0
Felony	0	0	0	0	0
Misdemeanor	0	0	0	0	0
Greensville County	0	0	0	0	0
Felony	0	0	0	0	0
Misdemeanor	0	0	0	0	0
Halifax County	0	0	0	0	0
Felony	0	0	0	0	0
Misdemeanor	0	0	0	0	0
Hampton City	0	0	0	0	0
Felony	0	0	0	0	0
Misdemeanor	0	0	0	0	0

APPENDIX R: DUI Charges and Convictions in Virginia by Locality

Commercial DUI Charges (§ 46.2-341.24)	2017	2018	2019	2020	2021
Hanover County	0	0	0	0	0
Felony	0	0	0	0	0
Misdemeanor	0	0	0	0	0
Harrisonburg City	0	0	0	0	0
Felony	0	0	0	0	0
Misdemeanor	0	0	0	0	0
Henrico County	0	0	0	0	0
Felony	0	0	0	0	0
Misdemeanor	0	0	0	0	0
Henry County	0	0	0	0	0
Felony	0	0	0	0	0
Misdemeanor	0	0	0	0	0
Highland County	0	0	0	0	0
Felony	0	0	0	0	0
Misdemeanor	0	0	0	0	0
Hopewell City	0	0	0	0	0
Felony	0	0	0	0	0
Misdemeanor	0	0	0	0	0
Isle of Wight County	0	0	0	0	0
Felony	0	0	0	0	0
Misdemeanor	0	0	0	0	0
James City County	0	0	0	0	0
Felony	0	0	0	0	0
Misdemeanor	0	0	0	0	0
King George County	0	0	0	0	0
Felony	0	0	0	0	0
Misdemeanor	0	0	0	0	0
King William County	0	0	0	0	0
Felony	0	0	0	0	0
Misdemeanor	0	0	0	0	0
King and Queen County	0	0	0	0	0
Felony	0	0	0	0	0
Misdemeanor	0	0	0	0	0
Lancaster County	0	0	0	0	0
Felony	0	0	0	0	0
Misdemeanor	0	0	0	0	0
Lee County	0	0	0	0	0
Felony	0	0	0	0	0
Misdemeanor	0	0	0	0	0
Lexington City	0	0	0	0	0
Felony	0	0	0	0	0
Misdemeanor	0	0	0	0	0
Loudoun County	0	0	0	0	0
Felony	0	0	0	0	0
Misdemeanor	0	0	0	0	0
Louisa County	0	0	0	0	0
Felony	0	0	0	0	0
Misdemeanor	0	0	0	0	0

APPENDIX R: DUI Charges and Convictions in Virginia by Locality

Commercial DUI Charges (§ 46.2-341.24)	2017	2018	2019	2020	2021
Lunenburg County	0	0	0	0	0
Felony	0	0	0	0	0
Misdemeanor	0	0	0	0	0
Lynchburg City	0	0	0	0	0
Felony	0	0	0	0	0
Misdemeanor	0	0	0	0	0
Madison County	0	0	0	0	0
Felony	0	0	0	0	0
Misdemeanor	0	0	0	0	0
Manassas City	0	0	0	0	0
Felony	0	0	0	0	0
Misdemeanor	0	0	0	0	0
Manassas Park City	0	0	0	0	0
Felony	0	0	0	0	0
Misdemeanor	0	0	0	0	0
Martinsville City	0	0	0	0	0
Felony	0	0	0	0	0
Misdemeanor	0	0	0	0	0
Mathews County	0	0	0	0	0
Felony	0	0	0	0	0
Misdemeanor	0	0	0	0	0
Mecklenburg County	0	0	0	0	0
Felony	0	0	0	0	0
Misdemeanor	0	0	0	0	0
Middlesex County	0	0	0	0	0
Felony	0	0	0	0	0
Misdemeanor	0	0	0	0	0
Montgomery County	0	0	0	0	0
Felony	0	0	0	0	0
Misdemeanor	0	0	0	0	0
Nelson County	0	0	0	0	0
Felony	0	0	0	0	0
Misdemeanor	0	0	0	0	0
New Kent County	0	0	0	0	0
Felony	0	0	0	0	0
Misdemeanor	0	0	0	0	0
Newport News City	0	0	0	0	0
Felony	0	0	0	0	0
Misdemeanor	0	0	0	0	0
Norfolk City	0	0	0	0	0
Felony	0	0	0	0	0
Misdemeanor	0	0	0	0	0
Northampton County	0	0	0	0	0
Felony	0	0	0	0	0
Misdemeanor	0	0	0	0	0
Northumberland County	0	0	0	0	0
Felony	0	0	0	0	0
Misdemeanor	0	0	0	0	0

APPENDIX R: DUI Charges and Convictions in Virginia by Locality

Commercial DUI Charges (§ 46.2-341.24)	2017	2018	2019	2020	2021
Norton City	0	0	0	0	0
Felony	0	0	0	0	0
Misdemeanor	0	0	0	0	0
Nottoway County	0	0	0	0	0
Felony	0	0	0	0	0
Misdemeanor	0	0	0	0	0
Orange County	0	0	0	0	0
Felony	0	0	0	0	0
Misdemeanor	0	0	0	0	0
Page County	0	0	0	0	0
Felony	0	0	0	0	0
Misdemeanor	0	0	0	0	0
Patrick County	0	0	0	0	0
Felony	0	0	0	0	0
Misdemeanor	0	0	0	0	0
Petersburg City	0	0	0	0	0
Felony	0	0	0	0	0
Misdemeanor	0	0	0	0	0
Pittsylvania County	0	0	0	0	0
Felony	0	0	0	0	0
Misdemeanor	0	0	0	0	0
Poquoson City	0	0	0	0	0
Felony	0	0	0	0	0
Misdemeanor	0	0	0	0	0
Portsmouth City	0	0	0	0	0
Felony	0	0	0	0	0
Misdemeanor	0	0	0	0	0
Powhatan County	0	0	0	0	0
Felony	0	0	0	0	0
Misdemeanor	0	0	0	0	0
Prince Edward County	0	0	0	0	0
Felony	0	0	0	0	0
Misdemeanor	0	0	0	0	0
Prince George County	0	0	0	0	0
Felony	0	0	0	0	0
Misdemeanor	0	0	0	0	0
Prince William County	0	0	0	0	0
Felony	0	0	0	0	0
Misdemeanor	0	0	0	0	0
Pulaski County	0	0	0	0	0
Felony	0	0	0	0	0
Misdemeanor	0	0	0	0	0
Radford City	0	0	0	0	0
Felony	0	0	0	0	0
Misdemeanor	0	0	0	0	0
Rappahannock County	0	0	0	0	0
Felony	0	0	0	0	0
Misdemeanor	0	0	0	0	0

APPENDIX R: DUI Charges and Convictions in Virginia by Locality

Commercial DUI Charges (§ 46.2-341.24)	2017	2018	2019	2020	2021
Richmond County	0	0	0	0	0
Felony	0	0	0	0	0
Misdemeanor	0	0	0	0	0
Richmond City	0	0	0	0	0
Felony	0	0	0	0	0
Misdemeanor	0	0	0	0	0
Roanoke County	0	0	0	0	0
Felony	0	0	0	0	0
Misdemeanor	0	0	0	0	0
Roanoke City	0	0	0	0	0
Felony	0	0	0	0	0
Misdemeanor	0	0	0	0	0
Rockbridge County	0	0	0	0	0
Felony	0	0	0	0	0
Misdemeanor	0	0	0	0	0
Rockingham County	0	0	0	0	0
Felony	0	0	0	0	0
Misdemeanor	0	0	0	0	0
Russell County	0	0	0	0	0
Felony	0	0	0	0	0
Misdemeanor	0	0	0	0	0
Salem City	0	0	0	0	0
Felony	0	0	0	0	0
Misdemeanor	0	0	0	0	0
Scott County	0	0	0	0	0
Felony	0	0	0	0	0
Misdemeanor	0	0	0	0	0
Shenandoah County	1	0	0	0	0
Felony	0	0	0	0	0
Misdemeanor	1	0	0	0	0
Smyth County	0	0	0	0	0
Felony	0	0	0	0	0
Misdemeanor	0	0	0	0	0
South Boston City	0	0	0	0	0
Felony	0	0	0	0	0
Misdemeanor	0	0	0	0	0
Southampton County	0	0	0	0	0
Felony	0	0	0	0	0
Misdemeanor	0	0	0	0	0
Spotsylvania County	0	0	0	0	0
Felony	0	0	0	0	0
Misdemeanor	0	0	0	0	0
Stafford County	0	0	0	0	0
Felony	0	0	0	0	0
Misdemeanor	0	0	0	0	0
Staunton City	0	0	0	0	0
Felony	0	0	0	0	0
Misdemeanor	0	0	0	0	0

APPENDIX R: DUI Charges and Convictions in Virginia by Locality

Commercial DUI Charges (§ 46.2-341.24)	2017	2018	2019	2020	2021
Suffolk City	0	0	0	0	0
Felony	0	0	0	0	0
Misdemeanor	0	0	0	0	0
Surry County	0	0	0	0	0
Felony	0	0	0	0	0
Misdemeanor	0	0	0	0	0
Sussex County	0	0	0	0	0
Felony	0	0	0	0	0
Misdemeanor	0	0	0	0	0
Tazewell County	0	0	0	0	0
Felony	0	0	0	0	0
Misdemeanor	0	0	0	0	0
Virginia Beach City	0	0	0	0	0
Felony	0	0	0	0	0
Misdemeanor	0	0	0	0	0
Warren County	0	0	0	1	0
Felony	0	0	0	0	0
Misdemeanor	0	0	0	1	0
Washington County	0	0	0	0	0
Felony	0	0	0	0	0
Misdemeanor	0	0	0	0	0
Waynesboro City	0	0	0	0	0
Felony	0	0	0	0	0
Misdemeanor	0	0	0	0	0
Westmoreland County	0	0	0	0	0
Felony	0	0	0	0	0
Misdemeanor	0	0	0	0	0
Williamsburg City	0	0	0	0	0
Felony	0	0	0	0	0
Misdemeanor	0	0	0	0	0
Winchester City	0	0	0	0	0
Felony	0	0	0	0	0
Misdemeanor	0	0	0	0	0
Wise County	0	0	0	0	0
Felony	0	0	0	0	0
Misdemeanor	0	0	0	0	0
Wythe County	0	0	0	0	0
Felony	0	0	0	0	0
Misdemeanor	0	0	0	0	0
York County	0	0	0	0	0
Felony	0	0	0	0	0
Misdemeanor	0	0	0	0	0

APPENDIX R: DUI Charges and Convictions in Virginia by Locality

Commercial DUI Convictions (§ 46.2-341.24)	2017	2018	2019	2020	2021
CIRCUIT COURT CONVICTIONS					
§ 46.2-341.24 Statewide Total	1	0	1	0	2
Felony	0	0	0	0	0
Misdemeanor	1	0	1	0	2
Accomack County	0	0	0	0	0
Felony	0	0	0	0	0
Misdemeanor	0	0	0	0	0
Albemarle County	0	0	0	0	0
Felony	0	0	0	0	0
Misdemeanor	0	0	0	0	0
Alexandria City	0	0	0	0	0
Felony	0	0	0	0	0
Misdemeanor	0	0	0	0	0
Alleghany County	0	0	0	0	0
Felony	0	0	0	0	0
Misdemeanor	0	0	0	0	0
Amelia County	0	0	0	0	0
Felony	0	0	0	0	0
Misdemeanor	0	0	0	0	0
Amherst County	0	0	0	0	0
Felony	0	0	0	0	0
Misdemeanor	0	0	0	0	0
Appomattox County	0	0	0	0	0
Felony	0	0	0	0	0
Misdemeanor	0	0	0	0	0
Arlington County	0	0	0	0	0
Felony	0	0	0	0	0
Misdemeanor	0	0	0	0	0
Augusta County	0	0	0	0	0
Felony	0	0	0	0	0
Misdemeanor	0	0	0	0	0
Bath County	0	0	0	0	0
Felony	0	0	0	0	0
Misdemeanor	0	0	0	0	0
Bedford County	0	0	0	0	0
Felony	0	0	0	0	0
Misdemeanor	0	0	0	0	0
Bedford City	0	0	0	0	0
Felony	0	0	0	0	0
Misdemeanor	0	0	0	0	0
Bland County	0	0	0	0	0
Felony	0	0	0	0	0
Misdemeanor	0	0	0	0	0
Botetourt County	0	0	0	0	0
Felony	0	0	0	0	0
Misdemeanor	0	0	0	0	0

APPENDIX R: DUI Charges and Convictions in Virginia by Locality

Commercial DUI Convictions (§ 46.2-341.24)	2017	2018	2019	2020	2021
Bristol City	0	0	0	0	0
Felony	0	0	0	0	0
Misdemeanor	0	0	0	0	0
Brunswick County	0	0	0	0	0
Felony	0	0	0	0	0
Misdemeanor	0	0	0	0	0
Buchanan County	0	0	0	0	0
Felony	0	0	0	0	0
Misdemeanor	0	0	0	0	0
Buckingham County	0	0	0	0	0
Felony	0	0	0	0	0
Misdemeanor	0	0	0	0	0
Buena Vista City	0	0	0	0	0
Felony	0	0	0	0	0
Misdemeanor	0	0	0	0	0
Campbell County	0	0	0	0	0
Felony	0	0	0	0	0
Misdemeanor	0	0	0	0	0
Caroline County	0	0	0	0	0
Felony	0	0	0	0	0
Misdemeanor	0	0	0	0	0
Carroll County	0	0	0	0	0
Felony	0	0	0	0	0
Misdemeanor	0	0	0	0	0
Charles City County	0	0	0	0	0
Felony	0	0	0	0	0
Misdemeanor	0	0	0	0	0
Charlotte County	0	0	0	0	0
Felony	0	0	0	0	0
Misdemeanor	0	0	0	0	0
Charlottesville City	0	0	0	0	0
Felony	0	0	0	0	0
Misdemeanor	0	0	0	0	0
Chesapeake City	0	0	0	0	0
Felony	0	0	0	0	0
Misdemeanor	0	0	0	0	0
Chesterfield County	0	0	0	0	0
Felony	0	0	0	0	0
Misdemeanor	0	0	0	0	0
Clarke County	0	0	0	0	0
Felony	0	0	0	0	0
Misdemeanor	0	0	0	0	0
Clifton Forge City	0	0	0	0	0
Felony	0	0	0	0	0
Misdemeanor	0	0	0	0	0
Colonial Heights City	0	0	0	0	0
Felony	0	0	0	0	0
Misdemeanor	0	0	0	0	0

APPENDIX R: DUI Charges and Convictions in Virginia by Locality

Commercial DUI Convictions (§ 46.2-341.24)	2017	2018	2019	2020	2021
Covington City	0	0	0	0	0
Felony	0	0	0	0	0
Misdemeanor	0	0	0	0	0
Craig County	0	0	0	0	0
Felony	0	0	0	0	0
Misdemeanor	0	0	0	0	0
Culpeper County	0	0	0	0	0
Felony	0	0	0	0	0
Misdemeanor	0	0	0	0	0
Cumberland County	0	0	0	0	0
Felony	0	0	0	0	0
Misdemeanor	0	0	0	0	0
Danville City	0	0	0	0	0
Felony	0	0	0	0	0
Misdemeanor	0	0	0	0	0
Dickenson County	0	0	0	0	0
Felony	0	0	0	0	0
Misdemeanor	0	0	0	0	0
Dinwiddie County	0	0	0	0	0
Felony	0	0	0	0	0
Misdemeanor	0	0	0	0	0
Emporia City	0	0	0	0	0
Felony	0	0	0	0	0
Misdemeanor	0	0	0	0	0
Essex County	0	0	0	0	0
Felony	0	0	0	0	0
Misdemeanor	0	0	0	0	0
Fairfax County	0	0	0	0	0
Felony	0	0	0	0	0
Misdemeanor	0	0	0	0	0
Fairfax City	0	0	0	0	0
Felony	0	0	0	0	0
Misdemeanor	0	0	0	0	0
Falls Church City	0	0	0	0	0
Felony	0	0	0	0	0
Misdemeanor	0	0	0	0	0
Fauquier County	0	0	0	0	0
Felony	0	0	0	0	0
Misdemeanor	0	0	0	0	0
Floyd County	0	0	0	0	0
Felony	0	0	0	0	0
Misdemeanor	0	0	0	0	0
Fluvanna County	0	0	0	0	0
Felony	0	0	0	0	0
Misdemeanor	0	0	0	0	0
Franklin County	0	0	0	0	0
Felony	0	0	0	0	0
Misdemeanor	0	0	0	0	0

APPENDIX R: DUI Charges and Convictions in Virginia by Locality

Commercial DUI Convictions (§ 46.2-341.24)	2017	2018	2019	2020	2021
Franklin City	0	0	0	0	0
Felony	0	0	0	0	0
Misdemeanor	0	0	0	0	0
Frederick County	0	0	0	0	0
Felony	0	0	0	0	0
Misdemeanor	0	0	0	0	0
Fredericksburg City	0	0	0	0	0
Felony	0	0	0	0	0
Misdemeanor	0	0	0	0	0
Galax City	0	0	0	0	0
Felony	0	0	0	0	0
Misdemeanor	0	0	0	0	0
Giles County	0	0	0	0	0
Felony	0	0	0	0	0
Misdemeanor	0	0	0	0	0
Gloucester County	0	0	0	0	0
Felony	0	0	0	0	0
Misdemeanor	0	0	0	0	0
Goochland County	0	0	0	0	0
Felony	0	0	0	0	0
Misdemeanor	0	0	0	0	0
Grayson County	0	0	0	0	0
Felony	0	0	0	0	0
Misdemeanor	0	0	0	0	0
Greene County	0	0	0	0	0
Felony	0	0	0	0	0
Misdemeanor	0	0	0	0	0
Greensville County	0	0	0	0	0
Felony	0	0	0	0	0
Misdemeanor	0	0	0	0	0
Halifax County	0	0	0	0	0
Felony	0	0	0	0	0
Misdemeanor	0	0	0	0	0
Hampton City	0	0	0	0	0
Felony	0	0	0	0	0
Misdemeanor	0	0	0	0	0
Hanover County	0	0	0	0	0
Felony	0	0	0	0	0
Misdemeanor	0	0	0	0	0
Harrisonburg City	0	0	0	0	0
Felony	0	0	0	0	0
Misdemeanor	0	0	0	0	0
Henrico County	0	0	0	0	0
Felony	0	0	0	0	0
Misdemeanor	0	0	0	0	0
Henry County	0	0	0	0	0
Felony	0	0	0	0	0
Misdemeanor	0	0	0	0	0

APPENDIX R: DUI Charges and Convictions in Virginia by Locality

Commercial DUI Convictions (§ 46.2-341.24)	2017	2018	2019	2020	2021
Highland County	0	0	0	0	0
Felony	0	0	0	0	0
Misdemeanor	0	0	0	0	0
Hopewell City	0	0	0	0	0
Felony	0	0	0	0	0
Misdemeanor	0	0	0	0	0
Isle of Wight County	0	0	0	0	0
Felony	0	0	0	0	0
Misdemeanor	0	0	0	0	0
James City County	0	0	0	0	0
Felony	0	0	0	0	0
Misdemeanor	0	0	0	0	0
King George County	0	0	0	0	0
Felony	0	0	0	0	0
Misdemeanor	0	0	0	0	0
King William County	0	0	0	0	0
Felony	0	0	0	0	0
Misdemeanor	0	0	0	0	0
King and Queen County	0	0	0	0	0
Felony	0	0	0	0	0
Misdemeanor	0	0	0	0	0
Lancaster County	0	0	0	0	0
Felony	0	0	0	0	0
Misdemeanor	0	0	0	0	0
Lee County	0	0	0	0	0
Felony	0	0	0	0	0
Misdemeanor	0	0	0	0	0
Lexington City	0	0	0	0	0
Felony	0	0	0	0	0
Misdemeanor	0	0	0	0	0
Loudoun County	0	0	0	0	0
Felony	0	0	0	0	0
Misdemeanor	0	0	0	0	0
Louisa County	0	0	0	0	0
Felony	0	0	0	0	0
Misdemeanor	0	0	0	0	0
Lunenburg County	0	0	0	0	0
Felony	0	0	0	0	0
Misdemeanor	0	0	0	0	0
Lynchburg City	0	0	0	0	0
Felony	0	0	0	0	0
Misdemeanor	0	0	0	0	0
Madison County	0	0	0	0	0
Felony	0	0	0	0	0
Misdemeanor	0	0	0	0	0
Manassas City	0	0	0	0	0
Felony	0	0	0	0	0
Misdemeanor	0	0	0	0	0

APPENDIX R: DUI Charges and Convictions in Virginia by Locality

Commercial DUI Convictions (§ 46.2-341.24)	2017	2018	2019	2020	2021
Manassas Park City	0	0	0	0	0
Felony	0	0	0	0	0
Misdemeanor	0	0	0	0	0
Martinsville City	0	0	0	0	0
Felony	0	0	0	0	0
Misdemeanor	0	0	0	0	0
Mathews County	0	0	0	0	0
Felony	0	0	0	0	0
Misdemeanor	0	0	0	0	0
Mecklenburg County	0	0	0	0	0
Felony	0	0	0	0	0
Misdemeanor	0	0	0	0	0
Middlesex County	0	0	0	0	0
Felony	0	0	0	0	0
Misdemeanor	0	0	0	0	0
Montgomery County	0	0	0	0	0
Felony	0	0	0	0	0
Misdemeanor	0	0	0	0	0
Nelson County	0	0	0	0	0
Felony	0	0	0	0	0
Misdemeanor	0	0	0	0	0
New Kent County	0	0	0	0	0
Felony	0	0	0	0	0
Misdemeanor	0	0	0	0	0
Newport News City	0	0	0	0	0
Felony	0	0	0	0	0
Misdemeanor	0	0	0	0	0
Norfolk City	0	0	0	0	0
Felony	0	0	0	0	0
Misdemeanor	0	0	0	0	0
Northampton County	0	0	0	0	0
Felony	0	0	0	0	0
Misdemeanor	0	0	0	0	0
Northumberland County	0	0	0	0	0
Felony	0	0	0	0	0
Misdemeanor	0	0	0	0	0
Norton City	0	0	0	0	0
Felony	0	0	0	0	0
Misdemeanor	0	0	0	0	0
Nottoway County	0	0	0	0	0
Felony	0	0	0	0	0
Misdemeanor	0	0	0	0	0
Orange County	0	0	0	0	0
Felony	0	0	0	0	0
Misdemeanor	0	0	0	0	0
Page County	0	0	0	0	0
Felony	0	0	0	0	0
Misdemeanor	0	0	0	0	0

APPENDIX R: DUI Charges and Convictions in Virginia by Locality

Commercial DUI Convictions (§ 46.2-341.24)	2017	2018	2019	2020	2021
Patrick County	0	0	0	0	0
Felony	0	0	0	0	0
Misdemeanor	0	0	0	0	0
Petersburg City	0	0	0	0	0
Felony	0	0	0	0	0
Misdemeanor	0	0	0	0	0
Pittsylvania County	0	0	0	0	0
Felony	0	0	0	0	0
Misdemeanor	0	0	0	0	0
Poquoson City	0	0	0	0	0
Felony	0	0	0	0	0
Misdemeanor	0	0	0	0	0
Portsmouth City	0	0	0	0	0
Felony	0	0	0	0	0
Misdemeanor	0	0	0	0	0
Powhatan County	0	0	0	0	0
Felony	0	0	0	0	0
Misdemeanor	0	0	0	0	0
Prince Edward County	0	0	0	0	0
Felony	0	0	0	0	0
Misdemeanor	0	0	0	0	0
Prince George County	0	0	0	0	0
Felony	0	0	0	0	0
Misdemeanor	0	0	0	0	0
Prince William County	0	0	0	0	0
Felony	0	0	0	0	0
Misdemeanor	0	0	0	0	0
Pulaski County	0	0	0	0	0
Felony	0	0	0	0	0
Misdemeanor	0	0	0	0	0
Radford City	0	0	0	0	0
Felony	0	0	0	0	0
Misdemeanor	0	0	0	0	0
Rappahannock County	0	0	0	0	0
Felony	0	0	0	0	0
Misdemeanor	0	0	0	0	0
Richmond County	0	0	0	0	0
Felony	0	0	0	0	0
Misdemeanor	0	0	0	0	0
Richmond City	0	0	0	0	1
Felony	0	0	0	0	0
Misdemeanor	0	0	0	0	1
Roanoke County	0	0	0	0	0
Felony	0	0	0	0	0
Misdemeanor	0	0	0	0	0
Roanoke City	0	0	0	0	0
Felony	0	0	0	0	0
Misdemeanor	0	0	0	0	0

APPENDIX R: DUI Charges and Convictions in Virginia by Locality

Commercial DUI Convictions (§ 46.2-341.24)	2017	2018	2019	2020	2021
Rockbridge County	0	0	0	0	0
Felony	0	0	0	0	0
Misdemeanor	0	0	0	0	0
Rockingham County	0	0	0	0	0
Felony	0	0	0	0	0
Misdemeanor	0	0	0	0	0
Russell County	0	0	0	0	0
Felony	0	0	0	0	0
Misdemeanor	0	0	0	0	0
Salem City	0	0	0	0	0
Felony	0	0	0	0	0
Misdemeanor	0	0	0	0	0
Scott County	0	0	0	0	0
Felony	0	0	0	0	0
Misdemeanor	0	0	0	0	0
Shenandoah County	0	0	0	0	0
Felony	0	0	0	0	0
Misdemeanor	0	0	0	0	0
Smyth County	0	0	0	0	0
Felony	0	0	0	0	0
Misdemeanor	0	0	0	0	0
South Boston City	0	0	0	0	0
Felony	0	0	0	0	0
Misdemeanor	0	0	0	0	0
Southampton County	0	0	0	0	0
Felony	0	0	0	0	0
Misdemeanor	0	0	0	0	0
Spotsylvania County	0	0	1	0	1
Felony	0	0	0	0	0
Misdemeanor	0	0	1	0	1
Stafford County	0	0	0	0	0
Felony	0	0	0	0	0
Misdemeanor	0	0	0	0	0
Staunton City	0	0	0	0	0
Felony	0	0	0	0	0
Misdemeanor	0	0	0	0	0
Suffolk City	0	0	0	0	0
Felony	0	0	0	0	0
Misdemeanor	0	0	0	0	0
Surry County	0	0	0	0	0
Felony	0	0	0	0	0
Misdemeanor	0	0	0	0	0
Sussex County	0	0	0	0	0
Felony	0	0	0	0	0
Misdemeanor	0	0	0	0	0
Tazewell County	1	0	0	0	0
Felony	0	0	0	0	0
Misdemeanor	1	0	0	0	0

APPENDIX R: DUI Charges and Convictions in Virginia by Locality

Commercial DUI Convictions (§ 46.2-341.24)	2017	2018	2019	2020	2021
Virginia Beach City	0	0	0	0	0
Felony	0	0	0	0	0
Misdemeanor	0	0	0	0	0
Warren County	0	0	0	0	0
Felony	0	0	0	0	0
Misdemeanor	0	0	0	0	0
Washington County	0	0	0	0	0
Felony	0	0	0	0	0
Misdemeanor	0	0	0	0	0
Waynesboro City	0	0	0	0	0
Felony	0	0	0	0	0
Misdemeanor	0	0	0	0	0
Westmoreland County	0	0	0	0	0
Felony	0	0	0	0	0
Misdemeanor	0	0	0	0	0
Williamsburg City	0	0	0	0	0
Felony	0	0	0	0	0
Misdemeanor	0	0	0	0	0
Winchester City	0	0	0	0	0
Felony	0	0	0	0	0
Misdemeanor	0	0	0	0	0
Wise County	0	0	0	0	0
Felony	0	0	0	0	0
Misdemeanor	0	0	0	0	0
Wythe County	0	0	0	0	0
Felony	0	0	0	0	0
Misdemeanor	0	0	0	0	0
York County	0	0	0	0	0
Felony	0	0	0	0	0
Misdemeanor	0	0	0	0	0
GENERAL DISTRICT COURT CONVICTIONS					
§ 46.2-341.24 Statewide Total	6	13	13	10	15
Felony	0	0	0	0	0
Misdemeanor	6	13	13	10	15
Accomack County	0	0	1	0	0
Felony	0	0	0	0	0
Misdemeanor	0	0	1	0	0
Albemarle County	0	0	0	0	0
Felony	0	0	0	0	0
Misdemeanor	0	0	0	0	0
Alexandria City	0	0	0	0	0
Felony	0	0	0	0	0
Misdemeanor	0	0	0	0	0
Alleghany County	0	0	0	0	0
Felony	0	0	0	0	0
Misdemeanor	0	0	0	0	0

APPENDIX R: DUI Charges and Convictions in Virginia by Locality

Commercial DUI Convictions (§ 46.2-341.24)	2017	2018	2019	2020	2021
Amelia County	0	0	0	0	0
Felony	0	0	0	0	0
Misdemeanor	0	0	0	0	0
Amherst County	0	0	0	0	0
Felony	0	0	0	0	0
Misdemeanor	0	0	0	0	0
Appomattox County	0	0	0	0	0
Felony	0	0	0	0	0
Misdemeanor	0	0	0	0	0
Arlington County	0	0	0	0	0
Felony	0	0	0	0	0
Misdemeanor	0	0	0	0	0
Augusta County	0	0	0	0	0
Felony	0	0	0	0	0
Misdemeanor	0	0	0	0	0
Bath County	0	0	0	0	0
Felony	0	0	0	0	0
Misdemeanor	0	0	0	0	0
Bedford County	0	0	0	0	0
Felony	0	0	0	0	0
Misdemeanor	0	0	0	0	0
Bedford City	0	0	0	0	0
Felony	0	0	0	0	0
Misdemeanor	0	0	0	0	0
Bland County	0	0	0	0	0
Felony	0	0	0	0	0
Misdemeanor	0	0	0	0	0
Botetourt County	0	0	0	0	0
Felony	0	0	0	0	0
Misdemeanor	0	0	0	0	0
Bristol City	0	0	0	0	0
Felony	0	0	0	0	0
Misdemeanor	0	0	0	0	0
Brunswick County	1	1	0	0	0
Felony	0	0	0	0	0
Misdemeanor	1	1	0	0	0
Buchanan County	0	1	0	0	0
Felony	0	0	0	0	0
Misdemeanor	0	1	0	0	0
Buckingham County	0	0	0	0	0
Felony	0	0	0	0	0
Misdemeanor	0	0	0	0	0
Buena Vista City	0	0	0	0	0
Felony	0	0	0	0	0
Misdemeanor	0	0	0	0	0
Campbell County	0	0	0	0	0
Felony	0	0	0	0	0
Misdemeanor	0	0	0	0	0

APPENDIX R: DUI Charges and Convictions in Virginia by Locality

Commercial DUI Convictions (§ 46.2-341.24)	2017	2018	2019	2020	2021
Caroline County	0	1	0	0	0
Felony	0	0	0	0	0
Misdemeanor	0	1	0	0	0
Carroll County	1	0	0	1	0
Felony	0	0	0	0	0
Misdemeanor	1	0	0	1	0
Charles City County	0	0	0	0	0
Felony	0	0	0	0	0
Misdemeanor	0	0	0	0	0
Charlotte County	0	0	0	0	0
Felony	0	0	0	0	0
Misdemeanor	0	0	0	0	0
Charlottesville City	0	0	0	0	0
Felony	0	0	0	0	0
Misdemeanor	0	0	0	0	0
Chesapeake City	0	0	0	0	0
Felony	0	0	0	0	0
Misdemeanor	0	0	0	0	0
Chesterfield County	0	0	0	0	0
Felony	0	0	0	0	0
Misdemeanor	0	0	0	0	0
Clarke County	0	0	0	0	0
Felony	0	0	0	0	0
Misdemeanor	0	0	0	0	0
Clifton Forge City	0	0	0	0	0
Felony	0	0	0	0	0
Misdemeanor	0	0	0	0	0
Colonial Heights City	0	0	0	0	0
Felony	0	0	0	0	0
Misdemeanor	0	0	0	0	0
Covington City	0	0	0	0	0
Felony	0	0	0	0	0
Misdemeanor	0	0	0	0	0
Craig County	0	0	0	0	0
Felony	0	0	0	0	0
Misdemeanor	0	0	0	0	0
Culpeper County	0	0	0	0	2
Felony	0	0	0	0	0
Misdemeanor	0	0	0	0	2
Cumberland County	0	0	0	0	0
Felony	0	0	0	0	0
Misdemeanor	0	0	0	0	0
Danville City	0	0	0	0	0
Felony	0	0	0	0	0
Misdemeanor	0	0	0	0	0
Dickenson County	0	0	0	0	0
Felony	0	0	0	0	0
Misdemeanor	0	0	0	0	0

APPENDIX R: DUI Charges and Convictions in Virginia by Locality

Commercial DUI Convictions (§ 46.2-341.24)	2017	2018	2019	2020	2021
Dinwiddie County	0	0	0	0	0
Felony	0	0	0	0	0
Misdemeanor	0	0	0	0	0
Emporia City	0	0	0	0	1
Felony	0	0	0	0	0
Misdemeanor	0	0	0	0	1
Essex County	0	0	0	0	0
Felony	0	0	0	0	0
Misdemeanor	0	0	0	0	0
Fairfax County	0	0	0	0	0
Felony	0	0	0	0	0
Misdemeanor	0	0	0	0	0
Fairfax City	0	0	0	0	0
Felony	0	0	0	0	0
Misdemeanor	0	0	0	0	0
Falls Church City	0	0	0	0	0
Felony	0	0	0	0	0
Misdemeanor	0	0	0	0	0
Fauquier County	0	1	0	0	0
Felony	0	0	0	0	0
Misdemeanor	0	1	0	0	0
Floyd County	0	0	0	0	0
Felony	0	0	0	0	0
Misdemeanor	0	0	0	0	0
Fluvanna County	0	0	0	0	0
Felony	0	0	0	0	0
Misdemeanor	0	0	0	0	0
Franklin County	0	0	0	0	0
Felony	0	0	0	0	0
Misdemeanor	0	0	0	0	0
Franklin City	0	0	0	0	0
Felony	0	0	0	0	0
Misdemeanor	0	0	0	0	0
Frederick County	0	0	1	3	1
Felony	0	0	0	0	0
Misdemeanor	0	0	1	3	1
Fredericksburg City	0	0	0	0	0
Felony	0	0	0	0	0
Misdemeanor	0	0	0	0	0
Galax City	0	0	0	0	0
Felony	0	0	0	0	0
Misdemeanor	0	0	0	0	0
Giles County	0	0	0	0	0
Felony	0	0	0	0	0
Misdemeanor	0	0	0	0	0
Gloucester County	0	0	0	1	0
Felony	0	0	0	0	0
Misdemeanor	0	0	0	1	0

APPENDIX R: DUI Charges and Convictions in Virginia by Locality

Commercial DUI Convictions (§ 46.2-341.24)	2017	2018	2019	2020	2021
Goochland County	0	0	0	0	0
Felony	0	0	0	0	0
Misdemeanor	0	0	0	0	0
Grayson County	0	0	0	0	0
Felony	0	0	0	0	0
Misdemeanor	0	0	0	0	0
Greene County	0	0	0	0	0
Felony	0	0	0	0	0
Misdemeanor	0	0	0	0	0
Greensville County	0	0	0	0	0
Felony	0	0	0	0	0
Misdemeanor	0	0	0	0	0
Halifax County	0	0	0	0	0
Felony	0	0	0	0	0
Misdemeanor	0	0	0	0	0
Hampton City	0	0	0	0	0
Felony	0	0	0	0	0
Misdemeanor	0	0	0	0	0
Hanover County	1	0	0	1	0
Felony	0	0	0	0	0
Misdemeanor	1	0	0	1	0
Harrisonburg City	0	0	0	0	0
Felony	0	0	0	0	0
Misdemeanor	0	0	0	0	0
Henrico County	0	0	1	0	0
Felony	0	0	0	0	0
Misdemeanor	0	0	1	0	0
Henry County	0	0	0	0	0
Felony	0	0	0	0	0
Misdemeanor	0	0	0	0	0
Highland County	0	0	0	0	0
Felony	0	0	0	0	0
Misdemeanor	0	0	0	0	0
Hopewell City	0	0	0	0	0
Felony	0	0	0	0	0
Misdemeanor	0	0	0	0	0
Isle of Wight County	0	0	0	0	0
Felony	0	0	0	0	0
Misdemeanor	0	0	0	0	0
James City County	0	0	0	0	0
Felony	0	0	0	0	0
Misdemeanor	0	0	0	0	0
King George County	0	0	0	0	0
Felony	0	0	0	0	0
Misdemeanor	0	0	0	0	0
King William County	0	0	0	0	0
Felony	0	0	0	0	0
Misdemeanor	0	0	0	0	0

APPENDIX R: DUI Charges and Convictions in Virginia by Locality

Commercial DUI Convictions (§ 46.2-341.24)	2017	2018	2019	2020	2021
King and Queen County	0	0	0	0	0
Felony	0	0	0	0	0
Misdemeanor	0	0	0	0	0
Lancaster County	0	0	0	0	0
Felony	0	0	0	0	0
Misdemeanor	0	0	0	0	0
Lee County	0	0	0	0	0
Felony	0	0	0	0	0
Misdemeanor	0	0	0	0	0
Lexington City	0	0	0	0	0
Felony	0	0	0	0	0
Misdemeanor	0	0	0	0	0
Loudoun County	0	0	0	0	0
Felony	0	0	0	0	0
Misdemeanor	0	0	0	0	0
Louisa County	0	0	0	0	0
Felony	0	0	0	0	0
Misdemeanor	0	0	0	0	0
Lunenburg County	0	0	0	0	0
Felony	0	0	0	0	0
Misdemeanor	0	0	0	0	0
Lynchburg City	0	0	0	0	0
Felony	0	0	0	0	0
Misdemeanor	0	0	0	0	0
Madison County	0	0	0	0	0
Felony	0	0	0	0	0
Misdemeanor	0	0	0	0	0
Manassas City	0	0	0	0	0
Felony	0	0	0	0	0
Misdemeanor	0	0	0	0	0
Manassas Park City	0	0	0	0	0
Felony	0	0	0	0	0
Misdemeanor	0	0	0	0	0
Martinsville City	0	0	0	0	0
Felony	0	0	0	0	0
Misdemeanor	0	0	0	0	0
Mathews County	0	0	0	0	0
Felony	0	0	0	0	0
Misdemeanor	0	0	0	0	0
Mecklenburg County	0	0	0	0	0
Felony	0	0	0	0	0
Misdemeanor	0	0	0	0	0
Middlesex County	0	0	0	0	0
Felony	0	0	0	0	0
Misdemeanor	0	0	0	0	0
Montgomery County	0	0	2	0	0
Felony	0	0	0	0	0
Misdemeanor	0	0	2	0	0

APPENDIX R: DUI Charges and Convictions in Virginia by Locality

Commercial DUI Convictions (§ 46.2-341.24)	2017	2018	2019	2020	2021
Nelson County	0	0	0	0	0
Felony	0	0	0	0	0
Misdemeanor	0	0	0	0	0
New Kent County	0	0	0	0	0
Felony	0	0	0	0	0
Misdemeanor	0	0	0	0	0
Newport News City	0	0	0	0	0
Felony	0	0	0	0	0
Misdemeanor	0	0	0	0	0
Norfolk City	0	0	1	0	0
Felony	0	0	0	0	0
Misdemeanor	0	0	1	0	0
Northampton County	0	0	1	0	0
Felony	0	0	0	0	0
Misdemeanor	0	0	1	0	0
Northumberland County	0	0	0	0	0
Felony	0	0	0	0	0
Misdemeanor	0	0	0	0	0
Norton City	0	0	0	0	0
Felony	0	0	0	0	0
Misdemeanor	0	0	0	0	0
Nottoway County	0	0	0	0	0
Felony	0	0	0	0	0
Misdemeanor	0	0	0	0	0
Orange County	0	0	0	0	0
Felony	0	0	0	0	0
Misdemeanor	0	0	0	0	0
Page County	0	0	0	0	0
Felony	0	0	0	0	0
Misdemeanor	0	0	0	0	0
Patrick County	0	0	0	0	0
Felony	0	0	0	0	0
Misdemeanor	0	0	0	0	0
Petersburg City	0	0	0	0	0
Felony	0	0	0	0	0
Misdemeanor	0	0	0	0	0
Pittsylvania County	0	1	1	0	0
Felony	0	0	0	0	0
Misdemeanor	0	1	1	0	0
Poquoson City	0	0	0	0	0
Felony	0	0	0	0	0
Misdemeanor	0	0	0	0	0
Portsmouth City	0	0	0	0	0
Felony	0	0	0	0	0
Misdemeanor	0	0	0	0	0
Powhatan County	0	1	0	0	0
Felony	0	0	0	0	0
Misdemeanor	0	1	0	0	0

APPENDIX R: DUI Charges and Convictions in Virginia by Locality

Commercial DUI Convictions (§ 46.2-341.24)	2017	2018	2019	2020	2021
Prince Edward County	0	0	1	0	0
Felony	0	0	0	0	0
Misdemeanor	0	0	1	0	0
Prince George County	0	0	1	0	0
Felony	0	0	0	0	0
Misdemeanor	0	0	1	0	0
Prince William County	0	1	0	0	0
Felony	0	0	0	0	0
Misdemeanor	0	1	0	0	0
Pulaski County	0	1	0	0	1
Felony	0	0	0	0	0
Misdemeanor	0	1	0	0	1
Radford City	0	0	0	0	0
Felony	0	0	0	0	0
Misdemeanor	0	0	0	0	0
Rappahannock County	0	0	0	0	0
Felony	0	0	0	0	0
Misdemeanor	0	0	0	0	0
Richmond County	0	0	0	0	0
Felony	0	0	0	0	0
Misdemeanor	0	0	0	0	0
Richmond City	0	0	0	1	0
Felony	0	0	0	0	0
Misdemeanor	0	0	0	1	0
Roanoke County	1	1	0	0	0
Felony	0	0	0	0	0
Misdemeanor	1	1	0	0	0
Roanoke City	0	0	0	0	0
Felony	0	0	0	0	0
Misdemeanor	0	0	0	0	0
Rockbridge County	0	0	0	0	0
Felony	0	0	0	0	0
Misdemeanor	0	0	0	0	0
Rockingham County	0	0	0	0	1
Felony	0	0	0	0	0
Misdemeanor	0	0	0	0	1
Russell County	0	0	0	0	1
Felony	0	0	0	0	0
Misdemeanor	0	0	0	0	1
Salem City	0	0	0	0	0
Felony	0	0	0	0	0
Misdemeanor	0	0	0	0	0
Scott County	0	0	0	0	0
Felony	0	0	0	0	0
Misdemeanor	0	0	0	0	0
Shenandoah County	0	1	1	0	1
Felony	0	0	0	0	0
Misdemeanor	0	1	1	0	1

APPENDIX R: DUI Charges and Convictions in Virginia by Locality

Commercial DUI Convictions (§ 46.2-341.24)	2017	2018	2019	2020	2021
Smyth County	0	0	1	1	1
Felony	0	0	0	0	0
Misdemeanor	0	0	1	1	1
South Boston City	0	0	0	0	0
Felony	0	0	0	0	0
Misdemeanor	0	0	0	0	0
Southampton County	0	0	0	0	0
Felony	0	0	0	0	0
Misdemeanor	0	0	0	0	0
Spotsylvania County	1	1	0	0	0
Felony	0	0	0	0	0
Misdemeanor	1	1	0	0	0
Stafford County	0	0	0	0	1
Felony	0	0	0	0	0
Misdemeanor	0	0	0	0	1
Staunton City	0	0	0	0	0
Felony	0	0	0	0	0
Misdemeanor	0	0	0	0	0
Suffolk City	0	0	0	0	0
Felony	0	0	0	0	0
Misdemeanor	0	0	0	0	0
Surry County	0	0	0	0	0
Felony	0	0	0	0	0
Misdemeanor	0	0	0	0	0
Sussex County	0	0	0	1	0
Felony	0	0	0	0	0
Misdemeanor	0	0	0	1	0
Tazewell County	0	0	0	0	0
Felony	0	0	0	0	0
Misdemeanor	0	0	0	0	0
Virginia Beach City	0	1	1	0	1
Felony	0	0	0	0	0
Misdemeanor	0	1	1	0	1
Warren County	1	0	0	1	0
Felony	0	0	0	0	0
Misdemeanor	1	0	0	1	0
Washington County	0	0	0	0	2
Felony	0	0	0	0	0
Misdemeanor	0	0	0	0	2
Waynesboro City	0	0	0	0	0
Felony	0	0	0	0	0
Misdemeanor	0	0	0	0	0
Westmoreland County	0	0	0	0	0
Felony	0	0	0	0	0
Misdemeanor	0	0	0	0	0
Williamsburg City	0	0	0	0	0
Felony	0	0	0	0	0
Misdemeanor	0	0	0	0	0

APPENDIX R: DUI Charges and Convictions in Virginia by Locality

Commercial DUI Convictions (§ 46.2-341.24)	2017	2018	2019	2020	2021
Winchester City	0	0	0	0	0
Felony	0	0	0	0	0
Misdemeanor	0	0	0	0	0
Wise County	0	0	0	0	0
Felony	0	0	0	0	0
Misdemeanor	0	0	0	0	0
Wythe County	0	1	0	0	2
Felony	0	0	0	0	0
Misdemeanor	0	1	0	0	2
York County	0	0	0	0	0
Felony	0	0	0	0	0
Misdemeanor	0	0	0	0	0
JDR DISTRICT COURT CONVICTIONS					
§ 46.2-341.24 Statewide Total	0	0	0	0	0
Felony	0	0	0	0	0
Misdemeanor	0	0	0	0	0
Accomack County	0	0	0	0	0
Felony	0	0	0	0	0
Misdemeanor	0	0	0	0	0
Albemarle County	0	0	0	0	0
Felony	0	0	0	0	0
Misdemeanor	0	0	0	0	0
Alexandria City	0	0	0	0	0
Felony	0	0	0	0	0
Misdemeanor	0	0	0	0	0
Alleghany County	0	0	0	0	0
Felony	0	0	0	0	0
Misdemeanor	0	0	0	0	0
Amelia County	0	0	0	0	0
Felony	0	0	0	0	0
Misdemeanor	0	0	0	0	0
Amherst County	0	0	0	0	0
Felony	0	0	0	0	0
Misdemeanor	0	0	0	0	0
Appomattox County	0	0	0	0	0
Felony	0	0	0	0	0
Misdemeanor	0	0	0	0	0
Arlington County	0	0	0	0	0
Felony	0	0	0	0	0
Misdemeanor	0	0	0	0	0
Augusta County	0	0	0	0	0
Felony	0	0	0	0	0
Misdemeanor	0	0	0	0	0
Bath County	0	0	0	0	0
Felony	0	0	0	0	0
Misdemeanor	0	0	0	0	0

APPENDIX R: DUI Charges and Convictions in Virginia by Locality

Commercial DUI Convictions (§ 46.2-341.24)	2017	2018	2019	2020	2021
Bedford County	0	0	0	0	0
Felony	0	0	0	0	0
Misdemeanor	0	0	0	0	0
Bedford City	0	0	0	0	0
Felony	0	0	0	0	0
Misdemeanor	0	0	0	0	0
Bland County	0	0	0	0	0
Felony	0	0	0	0	0
Misdemeanor	0	0	0	0	0
Botetourt County	0	0	0	0	0
Felony	0	0	0	0	0
Misdemeanor	0	0	0	0	0
Bristol City	0	0	0	0	0
Felony	0	0	0	0	0
Misdemeanor	0	0	0	0	0
Brunswick County	0	0	0	0	0
Felony	0	0	0	0	0
Misdemeanor	0	0	0	0	0
Buchanan County	0	0	0	0	0
Felony	0	0	0	0	0
Misdemeanor	0	0	0	0	0
Buckingham County	0	0	0	0	0
Felony	0	0	0	0	0
Misdemeanor	0	0	0	0	0
Buena Vista City	0	0	0	0	0
Felony	0	0	0	0	0
Misdemeanor	0	0	0	0	0
Campbell County	0	0	0	0	0
Felony	0	0	0	0	0
Misdemeanor	0	0	0	0	0
Caroline County	0	0	0	0	0
Felony	0	0	0	0	0
Misdemeanor	0	0	0	0	0
Carroll County	0	0	0	0	0
Felony	0	0	0	0	0
Misdemeanor	0	0	0	0	0
Charles City County	0	0	0	0	0
Felony	0	0	0	0	0
Misdemeanor	0	0	0	0	0
Charlotte County	0	0	0	0	0
Felony	0	0	0	0	0
Misdemeanor	0	0	0	0	0
Charlottesville City	0	0	0	0	0
Felony	0	0	0	0	0
Misdemeanor	0	0	0	0	0
Chesapeake City	0	0	0	0	0
Felony	0	0	0	0	0
Misdemeanor	0	0	0	0	0

APPENDIX R: DUI Charges and Convictions in Virginia by Locality

Commercial DUI Convictions (§ 46.2-341.24)	2017	2018	2019	2020	2021
Chesterfield County	0	0	0	0	0
Felony	0	0	0	0	0
Misdemeanor	0	0	0	0	0
Clarke County	0	0	0	0	0
Felony	0	0	0	0	0
Misdemeanor	0	0	0	0	0
Clifton Forge City	0	0	0	0	0
Felony	0	0	0	0	0
Misdemeanor	0	0	0	0	0
Colonial Heights City	0	0	0	0	0
Felony	0	0	0	0	0
Misdemeanor	0	0	0	0	0
Covington City	0	0	0	0	0
Felony	0	0	0	0	0
Misdemeanor	0	0	0	0	0
Craig County	0	0	0	0	0
Felony	0	0	0	0	0
Misdemeanor	0	0	0	0	0
Culpeper County	0	0	0	0	0
Felony	0	0	0	0	0
Misdemeanor	0	0	0	0	0
Cumberland County	0	0	0	0	0
Felony	0	0	0	0	0
Misdemeanor	0	0	0	0	0
Danville City	0	0	0	0	0
Felony	0	0	0	0	0
Misdemeanor	0	0	0	0	0
Dickenson County	0	0	0	0	0
Felony	0	0	0	0	0
Misdemeanor	0	0	0	0	0
Dinwiddie County	0	0	0	0	0
Felony	0	0	0	0	0
Misdemeanor	0	0	0	0	0
Emporia City	0	0	0	0	0
Felony	0	0	0	0	0
Misdemeanor	0	0	0	0	0
Essex County	0	0	0	0	0
Felony	0	0	0	0	0
Misdemeanor	0	0	0	0	0
Fairfax County	0	0	0	0	0
Felony	0	0	0	0	0
Misdemeanor	0	0	0	0	0
Fairfax City	0	0	0	0	0
Felony	0	0	0	0	0
Misdemeanor	0	0	0	0	0
Falls Church City	0	0	0	0	0
Felony	0	0	0	0	0
Misdemeanor	0	0	0	0	0

APPENDIX R: DUI Charges and Convictions in Virginia by Locality

Commercial DUI Convictions (§ 46.2-341.24)	2017	2018	2019	2020	2021
Fauquier County	0	0	0	0	0
Felony	0	0	0	0	0
Misdemeanor	0	0	0	0	0
Floyd County	0	0	0	0	0
Felony	0	0	0	0	0
Misdemeanor	0	0	0	0	0
Fluvanna County	0	0	0	0	0
Felony	0	0	0	0	0
Misdemeanor	0	0	0	0	0
Franklin County	0	0	0	0	0
Felony	0	0	0	0	0
Misdemeanor	0	0	0	0	0
Franklin City	0	0	0	0	0
Felony	0	0	0	0	0
Misdemeanor	0	0	0	0	0
Frederick County	0	0	0	0	0
Felony	0	0	0	0	0
Misdemeanor	0	0	0	0	0
Fredericksburg City	0	0	0	0	0
Felony	0	0	0	0	0
Misdemeanor	0	0	0	0	0
Galax City	0	0	0	0	0
Felony	0	0	0	0	0
Misdemeanor	0	0	0	0	0
Giles County	0	0	0	0	0
Felony	0	0	0	0	0
Misdemeanor	0	0	0	0	0
Gloucester County	0	0	0	0	0
Felony	0	0	0	0	0
Misdemeanor	0	0	0	0	0
Goochland County	0	0	0	0	0
Felony	0	0	0	0	0
Misdemeanor	0	0	0	0	0
Grayson County	0	0	0	0	0
Felony	0	0	0	0	0
Misdemeanor	0	0	0	0	0
Greene County	0	0	0	0	0
Felony	0	0	0	0	0
Misdemeanor	0	0	0	0	0
Greensville County	0	0	0	0	0
Felony	0	0	0	0	0
Misdemeanor	0	0	0	0	0
Halifax County	0	0	0	0	0
Felony	0	0	0	0	0
Misdemeanor	0	0	0	0	0
Hampton City	0	0	0	0	0
Felony	0	0	0	0	0
Misdemeanor	0	0	0	0	0

APPENDIX R: DUI Charges and Convictions in Virginia by Locality

Commercial DUI Convictions (§ 46.2-341.24)	2017	2018	2019	2020	2021
Hanover County	0	0	0	0	0
Felony	0	0	0	0	0
Misdemeanor	0	0	0	0	0
Harrisonburg City	0	0	0	0	0
Felony	0	0	0	0	0
Misdemeanor	0	0	0	0	0
Henrico County	0	0	0	0	0
Felony	0	0	0	0	0
Misdemeanor	0	0	0	0	0
Henry County	0	0	0	0	0
Felony	0	0	0	0	0
Misdemeanor	0	0	0	0	0
Highland County	0	0	0	0	0
Felony	0	0	0	0	0
Misdemeanor	0	0	0	0	0
Hopewell City	0	0	0	0	0
Felony	0	0	0	0	0
Misdemeanor	0	0	0	0	0
Isle of Wight County	0	0	0	0	0
Felony	0	0	0	0	0
Misdemeanor	0	0	0	0	0
James City County	0	0	0	0	0
Felony	0	0	0	0	0
Misdemeanor	0	0	0	0	0
King George County	0	0	0	0	0
Felony	0	0	0	0	0
Misdemeanor	0	0	0	0	0
King William County	0	0	0	0	0
Felony	0	0	0	0	0
Misdemeanor	0	0	0	0	0
King and Queen County	0	0	0	0	0
Felony	0	0	0	0	0
Misdemeanor	0	0	0	0	0
Lancaster County	0	0	0	0	0
Felony	0	0	0	0	0
Misdemeanor	0	0	0	0	0
Lee County	0	0	0	0	0
Felony	0	0	0	0	0
Misdemeanor	0	0	0	0	0
Lexington City	0	0	0	0	0
Felony	0	0	0	0	0
Misdemeanor	0	0	0	0	0
Loudoun County	0	0	0	0	0
Felony	0	0	0	0	0
Misdemeanor	0	0	0	0	0
Louisa County	0	0	0	0	0
Felony	0	0	0	0	0
Misdemeanor	0	0	0	0	0

APPENDIX R: DUI Charges and Convictions in Virginia by Locality

Commercial DUI Convictions (§ 46.2-341.24)	2017	2018	2019	2020	2021
Lunenburg County	0	0	0	0	0
Felony	0	0	0	0	0
Misdemeanor	0	0	0	0	0
Lynchburg City	0	0	0	0	0
Felony	0	0	0	0	0
Misdemeanor	0	0	0	0	0
Madison County	0	0	0	0	0
Felony	0	0	0	0	0
Misdemeanor	0	0	0	0	0
Manassas City	0	0	0	0	0
Felony	0	0	0	0	0
Misdemeanor	0	0	0	0	0
Manassas Park City	0	0	0	0	0
Felony	0	0	0	0	0
Misdemeanor	0	0	0	0	0
Martinsville City	0	0	0	0	0
Felony	0	0	0	0	0
Misdemeanor	0	0	0	0	0
Mathews County	0	0	0	0	0
Felony	0	0	0	0	0
Misdemeanor	0	0	0	0	0
Mecklenburg County	0	0	0	0	0
Felony	0	0	0	0	0
Misdemeanor	0	0	0	0	0
Middlesex County	0	0	0	0	0
Felony	0	0	0	0	0
Misdemeanor	0	0	0	0	0
Montgomery County	0	0	0	0	0
Felony	0	0	0	0	0
Misdemeanor	0	0	0	0	0
Nelson County	0	0	0	0	0
Felony	0	0	0	0	0
Misdemeanor	0	0	0	0	0
New Kent County	0	0	0	0	0
Felony	0	0	0	0	0
Misdemeanor	0	0	0	0	0
Newport News City	0	0	0	0	0
Felony	0	0	0	0	0
Misdemeanor	0	0	0	0	0
Norfolk City	0	0	0	0	0
Felony	0	0	0	0	0
Misdemeanor	0	0	0	0	0
Northampton County	0	0	0	0	0
Felony	0	0	0	0	0
Misdemeanor	0	0	0	0	0
Northumberland County	0	0	0	0	0
Felony	0	0	0	0	0
Misdemeanor	0	0	0	0	0

APPENDIX R: DUI Charges and Convictions in Virginia by Locality

Commercial DUI Convictions (§ 46.2-341.24)	2017	2018	2019	2020	2021
Norton City	0	0	0	0	0
Felony	0	0	0	0	0
Misdemeanor	0	0	0	0	0
Nottoway County	0	0	0	0	0
Felony	0	0	0	0	0
Misdemeanor	0	0	0	0	0
Orange County	0	0	0	0	0
Felony	0	0	0	0	0
Misdemeanor	0	0	0	0	0
Page County	0	0	0	0	0
Felony	0	0	0	0	0
Misdemeanor	0	0	0	0	0
Patrick County	0	0	0	0	0
Felony	0	0	0	0	0
Misdemeanor	0	0	0	0	0
Petersburg City	0	0	0	0	0
Felony	0	0	0	0	0
Misdemeanor	0	0	0	0	0
Pittsylvania County	0	0	0	0	0
Felony	0	0	0	0	0
Misdemeanor	0	0	0	0	0
Poquoson City	0	0	0	0	0
Felony	0	0	0	0	0
Misdemeanor	0	0	0	0	0
Portsmouth City	0	0	0	0	0
Felony	0	0	0	0	0
Misdemeanor	0	0	0	0	0
Powhatan County	0	0	0	0	0
Felony	0	0	0	0	0
Misdemeanor	0	0	0	0	0
Prince Edward County	0	0	0	0	0
Felony	0	0	0	0	0
Misdemeanor	0	0	0	0	0
Prince George County	0	0	0	0	0
Felony	0	0	0	0	0
Misdemeanor	0	0	0	0	0
Prince William County	0	0	0	0	0
Felony	0	0	0	0	0
Misdemeanor	0	0	0	0	0
Pulaski County	0	0	0	0	0
Felony	0	0	0	0	0
Misdemeanor	0	0	0	0	0
Radford City	0	0	0	0	0
Felony	0	0	0	0	0
Misdemeanor	0	0	0	0	0
Rappahannock County	0	0	0	0	0
Felony	0	0	0	0	0
Misdemeanor	0	0	0	0	0

APPENDIX R: DUI Charges and Convictions in Virginia by Locality

Commercial DUI Convictions (§ 46.2-341.24)	2017	2018	2019	2020	2021
Richmond County	0	0	0	0	0
Felony	0	0	0	0	0
Misdemeanor	0	0	0	0	0
Richmond City	0	0	0	0	0
Felony	0	0	0	0	0
Misdemeanor	0	0	0	0	0
Roanoke County	0	0	0	0	0
Felony	0	0	0	0	0
Misdemeanor	0	0	0	0	0
Roanoke City	0	0	0	0	0
Felony	0	0	0	0	0
Misdemeanor	0	0	0	0	0
Rockbridge County	0	0	0	0	0
Felony	0	0	0	0	0
Misdemeanor	0	0	0	0	0
Rockingham County	0	0	0	0	0
Felony	0	0	0	0	0
Misdemeanor	0	0	0	0	0
Russell County	0	0	0	0	0
Felony	0	0	0	0	0
Misdemeanor	0	0	0	0	0
Salem City	0	0	0	0	0
Felony	0	0	0	0	0
Misdemeanor	0	0	0	0	0
Scott County	0	0	0	0	0
Felony	0	0	0	0	0
Misdemeanor	0	0	0	0	0
Shenandoah County	0	0	0	0	0
Felony	0	0	0	0	0
Misdemeanor	0	0	0	0	0
Smyth County	0	0	0	0	0
Felony	0	0	0	0	0
Misdemeanor	0	0	0	0	0
South Boston City	0	0	0	0	0
Felony	0	0	0	0	0
Misdemeanor	0	0	0	0	0
Southampton County	0	0	0	0	0
Felony	0	0	0	0	0
Misdemeanor	0	0	0	0	0
Spotsylvania County	0	0	0	0	0
Felony	0	0	0	0	0
Misdemeanor	0	0	0	0	0
Stafford County	0	0	0	0	0
Felony	0	0	0	0	0
Misdemeanor	0	0	0	0	0
Staunton City	0	0	0	0	0
Felony	0	0	0	0	0
Misdemeanor	0	0	0	0	0

APPENDIX R: DUI Charges and Convictions in Virginia by Locality

Commercial DUI Convictions (§ 46.2-341.24)	2017	2018	2019	2020	2021
Suffolk City	0	0	0	0	0
Felony	0	0	0	0	0
Misdemeanor	0	0	0	0	0
Surry County	0	0	0	0	0
Felony	0	0	0	0	0
Misdemeanor	0	0	0	0	0
Sussex County	0	0	0	0	0
Felony	0	0	0	0	0
Misdemeanor	0	0	0	0	0
Tazewell County	0	0	0	0	0
Felony	0	0	0	0	0
Misdemeanor	0	0	0	0	0
Virginia Beach City	0	0	0	0	0
Felony	0	0	0	0	0
Misdemeanor	0	0	0	0	0
Warren County	0	0	0	0	0
Felony	0	0	0	0	0
Misdemeanor	0	0	0	0	0
Washington County	0	0	0	0	0
Felony	0	0	0	0	0
Misdemeanor	0	0	0	0	0
Waynesboro City	0	0	0	0	0
Felony	0	0	0	0	0
Misdemeanor	0	0	0	0	0
Westmoreland County	0	0	0	0	0
Felony	0	0	0	0	0
Misdemeanor	0	0	0	0	0
Williamsburg City	0	0	0	0	0
Felony	0	0	0	0	0
Misdemeanor	0	0	0	0	0
Winchester City	0	0	0	0	0
Felony	0	0	0	0	0
Misdemeanor	0	0	0	0	0
Wise County	0	0	0	0	0
Felony	0	0	0	0	0
Misdemeanor	0	0	0	0	0
Wythe County	0	0	0	0	0
Felony	0	0	0	0	0
Misdemeanor	0	0	0	0	0
York County	0	0	0	0	0
Felony	0	0	0	0	0
Misdemeanor	0	0	0	0	0

APPENDIX R: DUI Charges and Convictions in Virginia by Locality

Commercial DUI Refusal Charges (§ 46.2-341.26:3)	2017	2018	2019	2020	2021
CIRCUIT COURT CHARGES					
§ 46.2-341.26:3 (Civil) Statewide Total	0	0	1	0	1
Accomack County	0	0	0	0	0
Albemarle County	0	0	0	0	0
Alexandria City	0	0	0	0	0
Alleghany County	0	0	0	0	0
Amelia County	0	0	0	0	0
Amherst County	0	0	0	0	0
Appomattox County	0	0	0	0	0
Arlington County	0	0	0	0	0
Augusta County	0	0	0	0	0
Bath County	0	0	0	0	0
Bedford County	0	0	0	0	0
Bedford City	0	0	0	0	0
Bland County	0	0	0	0	0
Botetourt County	0	0	0	0	0
Bristol City	0	0	0	0	0
Brunswick County	0	0	0	0	0
Buchanan County	0	0	0	0	0
Buckingham County	0	0	0	0	0
Buena Vista City	0	0	0	0	0
Campbell County	0	0	0	0	0
Caroline County	0	0	0	0	0
Carroll County	0	0	0	0	0
Charles City County	0	0	0	0	0
Charlotte County	0	0	0	0	0
Charlottesville City	0	0	0	0	0
Chesapeake City	0	0	0	0	0
Chesterfield County	0	0	0	0	0
Clarke County	0	0	0	0	0
Clifton Forge City	0	0	0	0	0
Colonial Heights City	0	0	0	0	0
Covington City	0	0	0	0	0
Craig County	0	0	0	0	0
Culpeper County	0	0	0	0	0
Cumberland County	0	0	0	0	0
Danville City	0	0	0	0	0
Dickenson County	0	0	0	0	0
Dinwiddie County	0	0	0	0	0
Emporia City	0	0	0	0	0
Essex County	0	0	0	0	0

APPENDIX R: DUI Charges and Convictions in Virginia by Locality

Commercial DUI Refusal Charges (§ 46.2-341.26:3)	2017	2018	2019	2020	2021
Fairfax County	0	0	0	0	0
Fairfax City	0	0	0	0	0
Falls Church City	0	0	0	0	0
Fauquier County	0	0	0	0	0
Floyd County	0	0	0	0	0
Fluvanna County	0	0	0	0	0
Franklin County	0	0	0	0	0
Franklin City	0	0	0	0	0
Frederick County	0	0	0	0	0
Fredericksburg City	0	0	0	0	0
Galax City	0	0	0	0	0
Giles County	0	0	0	0	0
Gloucester County	0	0	0	0	0
Goochland County	0	0	0	0	0
Grayson County	0	0	0	0	0
Greene County	0	0	0	0	0
Greensville County	0	0	0	0	0
Halifax County	0	0	0	0	0
Hampton City	0	0	0	0	0
Hanover County	0	0	0	0	0
Harrisonburg City	0	0	0	0	0
Henrico County	0	0	0	0	0
Henry County	0	0	0	0	0
Highland County	0	0	0	0	0
Hopewell City	0	0	0	0	0
Isle of Wight County	0	0	0	0	0
James City County	0	0	0	0	0
King George County	0	0	0	0	0
King William County	0	0	0	0	0
King and Queen County	0	0	0	0	0
Lancaster County	0	0	0	0	0
Lee County	0	0	0	0	0
Lexington City	0	0	0	0	0
Loudoun County	0	0	0	0	0
Louisa County	0	0	0	0	0
Lunenburg County	0	0	0	0	0
Lynchburg City	0	0	0	0	0
Madison County	0	0	0	0	0
Manassas City	0	0	0	0	0
Manassas Park City	0	0	0	0	0
Martinsville City	0	0	0	0	0
Mathews County	0	0	0	0	0
Mecklenburg County	0	0	0	0	0
Middlesex County	0	0	0	0	0
Montgomery County	0	0	0	0	0

APPENDIX R: DUI Charges and Convictions in Virginia by Locality

Commercial DUI Refusal Charges (§ 46.2-341.26:3)	2017	2018	2019	2020	2021
Nelson County	0	0	0	0	0
New Kent County	0	0	0	0	0
Newport News City	0	0	0	0	0
Norfolk City	0	0	0	0	0
Northampton County	0	0	0	0	0
Northumberland County	0	0	0	0	0
Norton City	0	0	0	0	0
Nottoway County	0	0	0	0	0
Orange County	0	0	0	0	0
Page County	0	0	0	0	0
Patrick County	0	0	0	0	0
Petersburg City	0	0	0	0	0
Pittsylvania County	0	0	0	0	0
Poquoson City	0	0	0	0	0
Portsmouth City	0	0	0	0	0
Powhatan County	0	0	0	0	0
Prince Edward County	0	0	0	0	0
Prince George County	0	0	0	0	0
Prince William County	0	0	0	0	0
Pulaski County	0	0	0	0	0
Radford City	0	0	0	0	0
Rappahannock County	0	0	0	0	0
Richmond County	0	0	0	0	0
Richmond City	0	0	0	0	0
Roanoke County	0	0	0	0	0
Roanoke City	0	0	0	0	0
Rockbridge County	0	0	0	0	0
Rockingham County	0	0	0	0	0
Russell County	0	0	0	0	0
Salem City	0	0	0	0	0
Scott County	0	0	0	0	0
Shenandoah County	0	0	0	0	0
Smyth County	0	0	0	0	0
South Boston City	0	0	0	0	0
Southampton County	0	0	0	0	0
Spotsylvania County	0	0	1	0	0
Stafford County	0	0	0	0	0
Staunton City	0	0	0	0	0
Suffolk City	0	0	0	0	0
Surry County	0	0	0	0	0
Sussex County	0	0	0	0	0
Tazewell County	0	0	0	0	0
Virginia Beach City	0	0	0	0	0
Warren County	0	0	0	0	0
Washington County	0	0	0	0	1

APPENDIX R: DUI Charges and Convictions in Virginia by Locality

Commercial DUI Refusal Charges (§ 46.2-341.26:3)	2017	2018	2019	2020	2021
Waynesboro City	0	0	0	0	0
Westmoreland County	0	0	0	0	0
Williamsburg City	0	0	0	0	0
Winchester City	0	0	0	0	0
Wise County	0	0	0	0	0
Wythe County	0	0	0	0	0
York County	0	0	0	0	0
CIRCUIT COURT CHARGES					
§ 46.2-341.26:3 (Misdemeanor)	0	0	0	0	0
Statewide Total	0	0	0	0	0
Accomack County	0	0	0	0	0
Albemarle County	0	0	0	0	0
Alexandria City	0	0	0	0	0
Alleghany County	0	0	0	0	0
Amelia County	0	0	0	0	0
Amherst County	0	0	0	0	0
Appomattox County	0	0	0	0	0
Arlington County	0	0	0	0	0
Augusta County	0	0	0	0	0
Bath County	0	0	0	0	0
Bedford County	0	0	0	0	0
Bedford City	0	0	0	0	0
Bland County	0	0	0	0	0
Botetourt County	0	0	0	0	0
Bristol City	0	0	0	0	0
Brunswick County	0	0	0	0	0
Buchanan County	0	0	0	0	0
Buckingham County	0	0	0	0	0
Buena Vista City	0	0	0	0	0
Campbell County	0	0	0	0	0
Caroline County	0	0	0	0	0
Carroll County	0	0	0	0	0
Charles City County	0	0	0	0	0
Charlotte County	0	0	0	0	0
Charlottesville City	0	0	0	0	0
Chesapeake City	0	0	0	0	0
Chesterfield County	0	0	0	0	0
Clarke County	0	0	0	0	0
Clifton Forge City	0	0	0	0	0
Colonial Heights City	0	0	0	0	0
Covington City	0	0	0	0	0
Craig County	0	0	0	0	0

APPENDIX R: DUI Charges and Convictions in Virginia by Locality

Commercial DUI Refusal Charges (§ 46.2-341.26:3)	2017	2018	2019	2020	2021
Culpeper County	0	0	0	0	0
Cumberland County	0	0	0	0	0
Danville City	0	0	0	0	0
Dickenson County	0	0	0	0	0
Dinwiddie County	0	0	0	0	0
Emporia City	0	0	0	0	0
Essex County	0	0	0	0	0
Fairfax County	0	0	0	0	0
Fairfax City	0	0	0	0	0
Falls Church City	0	0	0	0	0
Fauquier County	0	0	0	0	0
Floyd County	0	0	0	0	0
Fluvanna County	0	0	0	0	0
Franklin County	0	0	0	0	0
Franklin City	0	0	0	0	0
Frederick County	0	0	0	0	0
Fredericksburg City	0	0	0	0	0
Galax City	0	0	0	0	0
Giles County	0	0	0	0	0
Gloucester County	0	0	0	0	0
Goochland County	0	0	0	0	0
Grayson County	0	0	0	0	0
Greene County	0	0	0	0	0
Greensville County	0	0	0	0	0
Halifax County	0	0	0	0	0
Hampton City	0	0	0	0	0
Hanover County	0	0	0	0	0
Harrisonburg City	0	0	0	0	0
Henrico County	0	0	0	0	0
Henry County	0	0	0	0	0
Highland County	0	0	0	0	0
Hopewell City	0	0	0	0	0
Isle of Wight County	0	0	0	0	0
James City County	0	0	0	0	0
King George County	0	0	0	0	0
King William County	0	0	0	0	0
King and Queen County	0	0	0	0	0
Lancaster County	0	0	0	0	0
Lee County	0	0	0	0	0
Lexington City	0	0	0	0	0
Loudoun County	0	0	0	0	0
Louisa County	0	0	0	0	0
Lunenburg County	0	0	0	0	0
Lynchburg City	0	0	0	0	0
Madison County	0	0	0	0	0

APPENDIX R: DUI Charges and Convictions in Virginia by Locality

Commercial DUI Refusal Charges (§ 46.2-341.26:3)	2017	2018	2019	2020	2021
Manassas City	0	0	0	0	0
Manassas Park City	0	0	0	0	0
Martinsville City	0	0	0	0	0
Mathews County	0	0	0	0	0
Mecklenburg County	0	0	0	0	0
Middlesex County	0	0	0	0	0
Montgomery County	0	0	0	0	0
Nelson County	0	0	0	0	0
New Kent County	0	0	0	0	0
Newport News City	0	0	0	0	0
Norfolk City	0	0	0	0	0
Northampton County	0	0	0	0	0
Northumberland County	0	0	0	0	0
Norton City	0	0	0	0	0
Nottoway County	0	0	0	0	0
Orange County	0	0	0	0	0
Page County	0	0	0	0	0
Patrick County	0	0	0	0	0
Petersburg City	0	0	0	0	0
Pittsylvania County	0	0	0	0	0
Poquoson City	0	0	0	0	0
Portsmouth City	0	0	0	0	0
Powhatan County	0	0	0	0	0
Prince Edward County	0	0	0	0	0
Prince George County	0	0	0	0	0
Prince William County	0	0	0	0	0
Pulaski County	0	0	0	0	0
Radford City	0	0	0	0	0
Rappahannock County	0	0	0	0	0
Richmond County	0	0	0	0	0
Richmond City	0	0	0	0	0
Roanoke County	0	0	0	0	0
Roanoke City	0	0	0	0	0
Rockbridge County	0	0	0	0	0
Rockingham County	0	0	0	0	0
Russell County	0	0	0	0	0
Salem City	0	0	0	0	0
Scott County	0	0	0	0	0
Shenandoah County	0	0	0	0	0
Smyth County	0	0	0	0	0
South Boston City	0	0	0	0	0
Southampton County	0	0	0	0	0
Spotsylvania County	0	0	0	0	0
Stafford County	0	0	0	0	0
Staunton City	0	0	0	0	0

APPENDIX R: DUI Charges and Convictions in Virginia by Locality

Commercial DUI Refusal Charges (§ 46.2-341.26:3)	2017	2018	2019	2020	2021
Suffolk City	0	0	0	0	0
Surry County	0	0	0	0	0
Sussex County	0	0	0	0	0
Tazewell County	0	0	0	0	0
Virginia Beach City	0	0	0	0	0
Warren County	0	0	0	0	0
Washington County	0	0	0	0	0
Waynesboro City	0	0	0	0	0
Westmoreland County	0	0	0	0	0
Williamsburg City	0	0	0	0	0
Winchester City	0	0	0	0	0
Wise County	0	0	0	0	0
Wythe County	0	0	0	0	0
York County	0	0	0	0	0
GENERAL DISTRICT COURT CHARGES					
§ 46.2-341.26:3 (Civil) Statewide Total	2	3	6	2	5
Accomack County	0	0	0	0	0
Albemarle County	0	0	0	0	0
Alexandria City	0	1	0	0	0
Alleghany County	0	0	0	0	0
Amelia County	0	0	0	0	0
Amherst County	0	0	0	0	0
Appomattox County	0	0	0	0	0
Arlington County	0	0	0	0	0
Augusta County	0	0	0	0	0
Bath County	0	0	0	0	0
Bedford County	0	0	0	0	0
Bedford City	0	0	0	0	0
Bland County	0	0	0	0	1
Botetourt County	0	0	0	0	0
Bristol City	0	0	0	0	0
Brunswick County	0	0	0	0	0
Buchanan County	0	0	0	0	0
Buckingham County	0	0	0	0	0
Buena Vista City	0	0	0	0	0
Campbell County	0	0	0	0	0
Caroline County	0	0	0	0	0
Carroll County	0	0	0	0	0
Charles City County	0	0	0	0	0
Charlotte County	0	0	0	0	0
Charlottesville City	0	0	0	0	0

APPENDIX R: DUI Charges and Convictions in Virginia by Locality

Commercial DUI Refusal Charges (§ 46.2-341.26:3)	2017	2018	2019	2020	2021
Chesapeake City	0	0	0	0	0
Chesterfield County	0	0	0	0	0
Clarke County	0	0	0	0	0
Clifton Forge City	0	0	0	0	0
Colonial Heights City	0	0	0	0	0
Covington City	0	0	0	0	0
Craig County	0	0	0	0	0
Culpeper County	0	0	0	0	0
Cumberland County	0	0	0	0	0
Danville City	0	0	0	0	0
Dickenson County	0	0	0	0	0
Dinwiddie County	0	0	0	0	0
Emporia City	0	0	0	0	0
Essex County	0	0	1	0	0
Fairfax County	0	0	0	0	0
Fairfax City	0	0	0	0	0
Falls Church City	0	0	0	0	0
Fauquier County	0	0	0	0	0
Floyd County	0	0	0	0	0
Fluvanna County	0	0	0	0	0
Franklin County	0	0	1	0	0
Franklin City	0	0	0	0	0
Frederick County	0	0	0	1	0
Fredericksburg City	0	0	0	0	0
Galax City	0	0	0	0	0
Giles County	0	0	0	0	0
Gloucester County	0	0	0	0	0
Goochland County	0	0	0	0	0
Grayson County	0	0	0	0	0
Greene County	0	0	0	0	0
Greensville County	0	0	0	0	0
Halifax County	0	0	0	0	0
Hampton City	0	0	0	0	0
Hanover County	0	0	0	0	0
Harrisonburg City	0	0	0	0	0
Henrico County	0	0	0	0	0
Henry County	0	0	0	0	0
Highland County	0	0	0	0	0
Hopewell City	0	0	0	0	0
Isle of Wight County	0	0	0	0	0
James City County	0	0	0	0	0
King George County	0	0	0	0	0
King William County	0	0	0	0	0
King and Queen County	0	0	0	0	0
Lancaster County	0	0	0	0	0

APPENDIX R: DUI Charges and Convictions in Virginia by Locality

Commercial DUI Refusal Charges (§ 46.2-341.26:3)	2017	2018	2019	2020	2021
Lee County	0	0	0	0	0
Lexington City	0	0	0	0	0
Loudoun County	0	0	0	0	0
Louisa County	0	0	0	0	0
Lunenburg County	0	0	0	0	0
Lynchburg City	0	0	0	0	0
Madison County	0	0	0	0	0
Manassas City	0	0	0	0	0
Manassas Park City	0	0	0	0	0
Martinsville City	0	0	0	0	0
Mathews County	0	0	0	0	0
Mecklenburg County	0	0	0	0	0
Middlesex County	0	0	0	0	0
Montgomery County	0	0	0	0	0
Nelson County	0	0	0	0	0
New Kent County	0	0	0	0	0
Newport News City	0	0	0	0	0
Norfolk City	0	0	0	0	0
Northampton County	0	0	0	0	0
Northumberland County	0	0	0	0	0
Norton City	0	0	0	0	0
Nottoway County	0	0	0	0	0
Orange County	0	0	0	0	0
Page County	0	0	0	0	0
Patrick County	0	0	0	0	0
Petersburg City	0	0	0	0	0
Pittsylvania County	0	0	0	0	0
Poquoson City	0	0	0	0	0
Portsmouth City	0	0	0	0	0
Powhatan County	0	0	0	0	0
Prince Edward County	0	0	0	0	0
Prince George County	0	0	0	0	0
Prince William County	2	2	0	0	0
Pulaski County	0	0	0	0	1
Radford City	0	0	0	0	0
Rappahannock County	0	0	0	0	0
Richmond County	0	0	0	0	0
Richmond City	0	0	0	0	0
Roanoke County	0	0	0	0	2
Roanoke City	0	0	0	0	0
Rockbridge County	0	0	0	0	0
Rockingham County	0	0	0	0	0
Russell County	0	0	0	0	0
Salem City	0	0	0	0	0
Scott County	0	0	0	0	0

APPENDIX R: DUI Charges and Convictions in Virginia by Locality

Commercial DUI Refusal Charges (§ 46.2-341.26:3)	2017	2018	2019	2020	2021
Shenandoah County	0	0	0	0	0
Smyth County	0	0	1	0	0
South Boston City	0	0	0	0	0
Southampton County	0	0	0	0	0
Spotsylvania County	0	0	1	0	0
Stafford County	0	0	0	0	1
Staunton City	0	0	0	0	0
Suffolk City	0	0	0	0	0
Surry County	0	0	0	0	0
Sussex County	0	0	1	0	0
Tazewell County	0	0	0	0	0
Virginia Beach City	0	0	0	0	0
Warren County	0	0	0	1	0
Washington County	0	0	1	0	0
Waynesboro City	0	0	0	0	0
Westmoreland County	0	0	0	0	0
Williamsburg City	0	0	0	0	0
Winchester City	0	0	0	0	0
Wise County	0	0	0	0	0
Wythe County	0	0	0	0	0
York County	0	0	0	0	0
GENERAL DISTRICT COURT CHARGES					
§ 46.2-341.26:3 (Misdemeanor)	0	0	0	0	1
Statewide Total	0	0	0	0	1
Accomack County	0	0	0	0	0
Albemarle County	0	0	0	0	0
Alexandria City	0	0	0	0	0
Alleghany County	0	0	0	0	0
Amelia County	0	0	0	0	0
Amherst County	0	0	0	0	0
Appomattox County	0	0	0	0	0
Arlington County	0	0	0	0	0
Augusta County	0	0	0	0	0
Bath County	0	0	0	0	0
Bedford County	0	0	0	0	0
Bedford City	0	0	0	0	0
Bland County	0	0	0	0	0
Botetourt County	0	0	0	0	0
Bristol City	0	0	0	0	0
Brunswick County	0	0	0	0	0
Buchanan County	0	0	0	0	0
Buckingham County	0	0	0	0	0

APPENDIX R: DUI Charges and Convictions in Virginia by Locality

Commercial DUI Refusal Charges (§ 46.2-341.26:3)	2017	2018	2019	2020	2021
Buena Vista City	0	0	0	0	0
Campbell County	0	0	0	0	0
Caroline County	0	0	0	0	0
Carroll County	0	0	0	0	0
Charles City County	0	0	0	0	0
Charlotte County	0	0	0	0	0
Charlottesville City	0	0	0	0	0
Chesapeake City	0	0	0	0	0
Chesterfield County	0	0	0	0	0
Clarke County	0	0	0	0	0
Clifton Forge City	0	0	0	0	0
Colonial Heights City	0	0	0	0	0
Covington City	0	0	0	0	0
Craig County	0	0	0	0	0
Culpeper County	0	0	0	0	0
Cumberland County	0	0	0	0	0
Danville City	0	0	0	0	0
Dickenson County	0	0	0	0	0
Dinwiddie County	0	0	0	0	0
Emporia City	0	0	0	0	0
Essex County	0	0	0	0	0
Fairfax County	0	0	0	0	0
Fairfax City	0	0	0	0	0
Falls Church City	0	0	0	0	0
Fauquier County	0	0	0	0	0
Floyd County	0	0	0	0	0
Fluvanna County	0	0	0	0	0
Franklin County	0	0	0	0	0
Franklin City	0	0	0	0	0
Frederick County	0	0	0	0	0
Fredericksburg City	0	0	0	0	0
Galax City	0	0	0	0	0
Giles County	0	0	0	0	0
Gloucester County	0	0	0	0	0
Goochland County	0	0	0	0	0
Grayson County	0	0	0	0	0
Greene County	0	0	0	0	0
Greensville County	0	0	0	0	0
Halifax County	0	0	0	0	0
Hampton City	0	0	0	0	0
Hanover County	0	0	0	0	0
Harrisonburg City	0	0	0	0	0
Henrico County	0	0	0	0	0
Henry County	0	0	0	0	0
Highland County	0	0	0	0	0

APPENDIX R: DUI Charges and Convictions in Virginia by Locality

Commercial DUI Refusal Charges (§ 46.2-341.26:3)	2017	2018	2019	2020	2021
Hopewell City	0	0	0	0	0
Isle of Wight County	0	0	0	0	0
James City County	0	0	0	0	0
King George County	0	0	0	0	0
King William County	0	0	0	0	0
King and Queen County	0	0	0	0	0
Lancaster County	0	0	0	0	0
Lee County	0	0	0	0	0
Lexington City	0	0	0	0	0
Loudoun County	0	0	0	0	0
Louisa County	0	0	0	0	0
Lunenburg County	0	0	0	0	0
Lynchburg City	0	0	0	0	0
Madison County	0	0	0	0	0
Manassas City	0	0	0	0	0
Manassas Park City	0	0	0	0	0
Martinsville City	0	0	0	0	0
Mathews County	0	0	0	0	0
Mecklenburg County	0	0	0	0	0
Middlesex County	0	0	0	0	0
Montgomery County	0	0	0	0	0
Nelson County	0	0	0	0	0
New Kent County	0	0	0	0	0
Newport News City	0	0	0	0	0
Norfolk City	0	0	0	0	0
Northampton County	0	0	0	0	0
Northumberland County	0	0	0	0	0
Norton City	0	0	0	0	0
Nottoway County	0	0	0	0	0
Orange County	0	0	0	0	0
Page County	0	0	0	0	0
Patrick County	0	0	0	0	0
Petersburg City	0	0	0	0	0
Pittsylvania County	0	0	0	0	0
Poquoson City	0	0	0	0	0
Portsmouth City	0	0	0	0	0
Powhatan County	0	0	0	0	0
Prince Edward County	0	0	0	0	0
Prince George County	0	0	0	0	0
Prince William County	0	0	0	0	0
Pulaski County	0	0	0	0	0
Radford City	0	0	0	0	0
Rappahannock County	0	0	0	0	0
Richmond County	0	0	0	0	0
Richmond City	0	0	0	0	0

APPENDIX R: DUI Charges and Convictions in Virginia by Locality

Commercial DUI Refusal Charges (§ 46.2-341.26:3)	2017	2018	2019	2020	2021
Roanoke County	0	0	0	0	0
Roanoke City	0	0	0	0	0
Rockbridge County	0	0	0	0	0
Rockingham County	0	0	0	0	0
Russell County	0	0	0	0	0
Salem City	0	0	0	0	0
Scott County	0	0	0	0	0
Shenandoah County	0	0	0	0	0
Smyth County	0	0	0	0	0
South Boston City	0	0	0	0	0
Southampton County	0	0	0	0	0
Spotsylvania County	0	0	0	0	0
Stafford County	0	0	0	0	0
Staunton City	0	0	0	0	0
Suffolk City	0	0	0	0	0
Surry County	0	0	0	0	0
Sussex County	0	0	0	0	0
Tazewell County	0	0	0	0	0
Virginia Beach City	0	0	0	0	1
Warren County	0	0	0	0	0
Washington County	0	0	0	0	0
Waynesboro City	0	0	0	0	0
Westmoreland County	0	0	0	0	0
Williamsburg City	0	0	0	0	0
Winchester City	0	0	0	0	0
Wise County	0	0	0	0	0
Wythe County	0	0	0	0	0
York County	0	0	0	0	0
JDR DISTRICT COURT CHARGES					
§ 46.2-341.26:3 (Civil) Statewide Total	0	0	0	0	0
Accomack County	0	0	0	0	0
Albemarle County	0	0	0	0	0
Alexandria City	0	0	0	0	0
Alleghany County	0	0	0	0	0
Amelia County	0	0	0	0	0
Amherst County	0	0	0	0	0
Appomattox County	0	0	0	0	0
Arlington County	0	0	0	0	0
Augusta County	0	0	0	0	0
Bath County	0	0	0	0	0
Bedford County	0	0	0	0	0

APPENDIX R: DUI Charges and Convictions in Virginia by Locality

Commercial DUI Refusal Charges (§ 46.2-341.26:3)	2017	2018	2019	2020	2021
Bedford City	0	0	0	0	0
Bland County	0	0	0	0	0
Botetourt County	0	0	0	0	0
Bristol City	0	0	0	0	0
Brunswick County	0	0	0	0	0
Buchanan County	0	0	0	0	0
Buckingham County	0	0	0	0	0
Buena Vista City	0	0	0	0	0
Campbell County	0	0	0	0	0
Caroline County	0	0	0	0	0
Carroll County	0	0	0	0	0
Charles City County	0	0	0	0	0
Charlotte County	0	0	0	0	0
Charlottesville City	0	0	0	0	0
Chesapeake City	0	0	0	0	0
Chesterfield County	0	0	0	0	0
Clarke County	0	0	0	0	0
Clifton Forge City	0	0	0	0	0
Colonial Heights City	0	0	0	0	0
Covington City	0	0	0	0	0
Craig County	0	0	0	0	0
Culpeper County	0	0	0	0	0
Cumberland County	0	0	0	0	0
Danville City	0	0	0	0	0
Dickenson County	0	0	0	0	0
Dinwiddie County	0	0	0	0	0
Emporia City	0	0	0	0	0
Essex County	0	0	0	0	0
Fairfax County	0	0	0	0	0
Fairfax City	0	0	0	0	0
Falls Church City	0	0	0	0	0
Fauquier County	0	0	0	0	0
Floyd County	0	0	0	0	0
Fluvanna County	0	0	0	0	0
Franklin County	0	0	0	0	0
Franklin City	0	0	0	0	0
Frederick County	0	0	0	0	0
Fredericksburg City	0	0	0	0	0
Galax City	0	0	0	0	0
Giles County	0	0	0	0	0
Gloucester County	0	0	0	0	0
Goochland County	0	0	0	0	0
Grayson County	0	0	0	0	0
Greene County	0	0	0	0	0
Greensville County	0	0	0	0	0

APPENDIX R: DUI Charges and Convictions in Virginia by Locality

Commercial DUI Refusal Charges (§ 46.2-341.26:3)	2017	2018	2019	2020	2021
Halifax County	0	0	0	0	0
Hampton City	0	0	0	0	0
Hanover County	0	0	0	0	0
Harrisonburg City	0	0	0	0	0
Henrico County	0	0	0	0	0
Henry County	0	0	0	0	0
Highland County	0	0	0	0	0
Hopewell City	0	0	0	0	0
Isle of Wight County	0	0	0	0	0
James City County	0	0	0	0	0
King George County	0	0	0	0	0
King William County	0	0	0	0	0
King and Queen County	0	0	0	0	0
Lancaster County	0	0	0	0	0
Lee County	0	0	0	0	0
Lexington City	0	0	0	0	0
Loudoun County	0	0	0	0	0
Louisa County	0	0	0	0	0
Lunenburg County	0	0	0	0	0
Lynchburg City	0	0	0	0	0
Madison County	0	0	0	0	0
Manassas City	0	0	0	0	0
Manassas Park City	0	0	0	0	0
Martinsville City	0	0	0	0	0
Mathews County	0	0	0	0	0
Mecklenburg County	0	0	0	0	0
Middlesex County	0	0	0	0	0
Montgomery County	0	0	0	0	0
Nelson County	0	0	0	0	0
New Kent County	0	0	0	0	0
Newport News City	0	0	0	0	0
Norfolk City	0	0	0	0	0
Northampton County	0	0	0	0	0
Northumberland County	0	0	0	0	0
Norton City	0	0	0	0	0
Nottoway County	0	0	0	0	0
Orange County	0	0	0	0	0
Page County	0	0	0	0	0
Patrick County	0	0	0	0	0
Petersburg City	0	0	0	0	0
Pittsylvania County	0	0	0	0	0
Poquoson City	0	0	0	0	0
Portsmouth City	0	0	0	0	0
Powhatan County	0	0	0	0	0
Prince Edward County	0	0	0	0	0

APPENDIX R: DUI Charges and Convictions in Virginia by Locality

Commercial DUI Refusal Charges (§ 46.2-341.26:3)	2017	2018	2019	2020	2021
Prince George County	0	0	0	0	0
Prince William County	0	0	0	0	0
Pulaski County	0	0	0	0	0
Radford City	0	0	0	0	0
Rappahannock County	0	0	0	0	0
Richmond County	0	0	0	0	0
Richmond City	0	0	0	0	0
Roanoke County	0	0	0	0	0
Roanoke City	0	0	0	0	0
Rockbridge County	0	0	0	0	0
Rockingham County	0	0	0	0	0
Russell County	0	0	0	0	0
Salem City	0	0	0	0	0
Scott County	0	0	0	0	0
Shenandoah County	0	0	0	0	0
Smyth County	0	0	0	0	0
South Boston City	0	0	0	0	0
Southampton County	0	0	0	0	0
Spotsylvania County	0	0	0	0	0
Stafford County	0	0	0	0	0
Staunton City	0	0	0	0	0
Suffolk City	0	0	0	0	0
Surry County	0	0	0	0	0
Sussex County	0	0	0	0	0
Tazewell County	0	0	0	0	0
Virginia Beach City	0	0	0	0	0
Warren County	0	0	0	0	0
Washington County	0	0	0	0	0
Waynesboro City	0	0	0	0	0
Westmoreland County	0	0	0	0	0
Williamsburg City	0	0	0	0	0
Winchester City	0	0	0	0	0
Wise County	0	0	0	0	0
Wythe County	0	0	0	0	0
York County	0	0	0	0	0
JDR DISTRICT COURT CHARGES					
§ 46.2-341.26:3 (Misdemeanor)	0	0	0	0	0
Statewide Total	0	0	0	0	0
Accomack County	0	0	0	0	0
Albemarle County	0	0	0	0	0
Alexandria City	0	0	0	0	0
Alleghany County	0	0	0	0	0

APPENDIX R: DUI Charges and Convictions in Virginia by Locality

Commercial DUI Refusal Charges (§ 46.2-341.26:3)	2017	2018	2019	2020	2021
Amelia County	0	0	0	0	0
Amherst County	0	0	0	0	0
Appomattox County	0	0	0	0	0
Arlington County	0	0	0	0	0
Augusta County	0	0	0	0	0
Bath County	0	0	0	0	0
Bedford County	0	0	0	0	0
Bedford City	0	0	0	0	0
Bland County	0	0	0	0	0
Botetourt County	0	0	0	0	0
Bristol City	0	0	0	0	0
Brunswick County	0	0	0	0	0
Buchanan County	0	0	0	0	0
Buckingham County	0	0	0	0	0
Buena Vista City	0	0	0	0	0
Campbell County	0	0	0	0	0
Caroline County	0	0	0	0	0
Carroll County	0	0	0	0	0
Charles City County	0	0	0	0	0
Charlotte County	0	0	0	0	0
Charlottesville City	0	0	0	0	0
Chesapeake City	0	0	0	0	0
Chesterfield County	0	0	0	0	0
Clarke County	0	0	0	0	0
Clifton Forge City	0	0	0	0	0
Colonial Heights City	0	0	0	0	0
Covington City	0	0	0	0	0
Craig County	0	0	0	0	0
Culpeper County	0	0	0	0	0
Cumberland County	0	0	0	0	0
Danville City	0	0	0	0	0
Dickenson County	0	0	0	0	0
Dinwiddie County	0	0	0	0	0
Emporia City	0	0	0	0	0
Essex County	0	0	0	0	0
Fairfax County	0	0	0	0	0
Fairfax City	0	0	0	0	0
Falls Church City	0	0	0	0	0
Fauquier County	0	0	0	0	0
Floyd County	0	0	0	0	0
Fluvanna County	0	0	0	0	0
Franklin County	0	0	0	0	0
Franklin City	0	0	0	0	0
Frederick County	0	0	0	0	0
Fredericksburg City	0	0	0	0	0

APPENDIX R: DUI Charges and Convictions in Virginia by Locality

Commercial DUI Refusal Charges (§ 46.2-341.26:3)	2017	2018	2019	2020	2021
Galax City	0	0	0	0	0
Giles County	0	0	0	0	0
Gloucester County	0	0	0	0	0
Goochland County	0	0	0	0	0
Grayson County	0	0	0	0	0
Greene County	0	0	0	0	0
Greensville County	0	0	0	0	0
Halifax County	0	0	0	0	0
Hampton City	0	0	0	0	0
Hanover County	0	0	0	0	0
Harrisonburg City	0	0	0	0	0
Henrico County	0	0	0	0	0
Henry County	0	0	0	0	0
Highland County	0	0	0	0	0
Hopewell City	0	0	0	0	0
Isle of Wight County	0	0	0	0	0
James City County	0	0	0	0	0
King George County	0	0	0	0	0
King William County	0	0	0	0	0
King and Queen County	0	0	0	0	0
Lancaster County	0	0	0	0	0
Lee County	0	0	0	0	0
Lexington City	0	0	0	0	0
Loudoun County	0	0	0	0	0
Louisa County	0	0	0	0	0
Lunenburg County	0	0	0	0	0
Lynchburg City	0	0	0	0	0
Madison County	0	0	0	0	0
Manassas City	0	0	0	0	0
Manassas Park City	0	0	0	0	0
Martinsville City	0	0	0	0	0
Mathews County	0	0	0	0	0
Mecklenburg County	0	0	0	0	0
Middlesex County	0	0	0	0	0
Montgomery County	0	0	0	0	0
Nelson County	0	0	0	0	0
New Kent County	0	0	0	0	0
Newport News City	0	0	0	0	0
Norfolk City	0	0	0	0	0
Northampton County	0	0	0	0	0
Northumberland County	0	0	0	0	0
Norton City	0	0	0	0	0
Nottoway County	0	0	0	0	0
Orange County	0	0	0	0	0
Page County	0	0	0	0	0

APPENDIX R: DUI Charges and Convictions in Virginia by Locality

Commercial DUI Refusal Charges (§ 46.2-341.26:3)	2017	2018	2019	2020	2021
Patrick County	0	0	0	0	0
Petersburg City	0	0	0	0	0
Pittsylvania County	0	0	0	0	0
Poquoson City	0	0	0	0	0
Portsmouth City	0	0	0	0	0
Powhatan County	0	0	0	0	0
Prince Edward County	0	0	0	0	0
Prince George County	0	0	0	0	0
Prince William County	0	0	0	0	0
Pulaski County	0	0	0	0	0
Radford City	0	0	0	0	0
Rappahannock County	0	0	0	0	0
Richmond County	0	0	0	0	0
Richmond City	0	0	0	0	0
Roanoke County	0	0	0	0	0
Roanoke City	0	0	0	0	0
Rockbridge County	0	0	0	0	0
Rockingham County	0	0	0	0	0
Russell County	0	0	0	0	0
Salem City	0	0	0	0	0
Scott County	0	0	0	0	0
Shenandoah County	0	0	0	0	0
Smyth County	0	0	0	0	0
South Boston City	0	0	0	0	0
Southampton County	0	0	0	0	0
Spotsylvania County	0	0	0	0	0
Stafford County	0	0	0	0	0
Staunton City	0	0	0	0	0
Suffolk City	0	0	0	0	0
Surry County	0	0	0	0	0
Sussex County	0	0	0	0	0
Tazewell County	0	0	0	0	0
Virginia Beach City	0	0	0	0	0
Warren County	0	0	0	0	0
Washington County	0	0	0	0	0
Waynesboro City	0	0	0	0	0
Westmoreland County	0	0	0	0	0
Williamsburg City	0	0	0	0	0
Winchester City	0	0	0	0	0
Wise County	0	0	0	0	0
Wythe County	0	0	0	0	0
York County	0	0	0	0	0

APPENDIX R: DUI Charges and Convictions in Virginia by Locality

Commercial DUI Refusal Convictions (§ 46.2-341.26:3)	2017	2018	2019	2020	2021
CIRCUIT COURT CONVICTIONS					
§ 46.2-341.26:3 (Civil) Statewide Total	0	0	0	0	0
Accomack County	0	0	0	0	0
Albemarle County	0	0	0	0	0
Alexandria City	0	0	0	0	0
Alleghany County	0	0	0	0	0
Amelia County	0	0	0	0	0
Amherst County	0	0	0	0	0
Appomattox County	0	0	0	0	0
Arlington County	0	0	0	0	0
Augusta County	0	0	0	0	0
Bath County	0	0	0	0	0
Bedford County	0	0	0	0	0
Bedford City	0	0	0	0	0
Bland County	0	0	0	0	0
Botetourt County	0	0	0	0	0
Bristol City	0	0	0	0	0
Brunswick County	0	0	0	0	0
Buchanan County	0	0	0	0	0
Buckingham County	0	0	0	0	0
Buena Vista City	0	0	0	0	0
Campbell County	0	0	0	0	0
Caroline County	0	0	0	0	0
Carroll County	0	0	0	0	0
Charles City County	0	0	0	0	0
Charlotte County	0	0	0	0	0
Charlottesville City	0	0	0	0	0
Chesapeake City	0	0	0	0	0
Chesterfield County	0	0	0	0	0
Clarke County	0	0	0	0	0
Clifton Forge City	0	0	0	0	0
Colonial Heights City	0	0	0	0	0
Covington City	0	0	0	0	0
Craig County	0	0	0	0	0
Culpeper County	0	0	0	0	0
Cumberland County	0	0	0	0	0
Danville City	0	0	0	0	0
Dickenson County	0	0	0	0	0
Dinwiddie County	0	0	0	0	0
Emporia City	0	0	0	0	0
Essex County	0	0	0	0	0
Fairfax County	0	0	0	0	0
Fairfax City	0	0	0	0	0
Falls Church City	0	0	0	0	0
Fauquier County	0	0	0	0	0
Floyd County	0	0	0	0	0

APPENDIX R: DUI Charges and Convictions in Virginia by Locality

Commercial DUI Refusal Convictions (§ 46.2-341.26:3)	2017	2018	2019	2020	2021
Fluvanna County	0	0	0	0	0
Franklin County	0	0	0	0	0
Franklin City	0	0	0	0	0
Frederick County	0	0	0	0	0
Fredericksburg City	0	0	0	0	0
Galax City	0	0	0	0	0
Giles County	0	0	0	0	0
Gloucester County	0	0	0	0	0
Goochland County	0	0	0	0	0
Grayson County	0	0	0	0	0
Greene County	0	0	0	0	0
Greensville County	0	0	0	0	0
Halifax County	0	0	0	0	0
Hampton City	0	0	0	0	0
Hanover County	0	0	0	0	0
Harrisonburg City	0	0	0	0	0
Henrico County	0	0	0	0	0
Henry County	0	0	0	0	0
Highland County	0	0	0	0	0
Hopewell City	0	0	0	0	0
Isle of Wight County	0	0	0	0	0
James City County	0	0	0	0	0
King George County	0	0	0	0	0
King William County	0	0	0	0	0
King and Queen County	0	0	0	0	0
Lancaster County	0	0	0	0	0
Lee County	0	0	0	0	0
Lexington City	0	0	0	0	0
Loudoun County	0	0	0	0	0
Louisa County	0	0	0	0	0
Lunenburg County	0	0	0	0	0
Lynchburg City	0	0	0	0	0
Madison County	0	0	0	0	0
Manassas City	0	0	0	0	0
Manassas Park City	0	0	0	0	0
Martinsville City	0	0	0	0	0
Mathews County	0	0	0	0	0
Mecklenburg County	0	0	0	0	0
Middlesex County	0	0	0	0	0
Montgomery County	0	0	0	0	0
Nelson County	0	0	0	0	0
New Kent County	0	0	0	0	0
Newport News City	0	0	0	0	0
Norfolk City	0	0	0	0	0
Northampton County	0	0	0	0	0
Northumberland County	0	0	0	0	0
Norton City	0	0	0	0	0
Nottoway County	0	0	0	0	0

APPENDIX R: DUI Charges and Convictions in Virginia by Locality

Commercial DUI Refusal Convictions (§ 46.2-341.26:3)	2017	2018	2019	2020	2021
Orange County	0	0	0	0	0
Page County	0	0	0	0	0
Patrick County	0	0	0	0	0
Petersburg City	0	0	0	0	0
Pittsylvania County	0	0	0	0	0
Poquoson City	0	0	0	0	0
Portsmouth City	0	0	0	0	0
Powhatan County	0	0	0	0	0
Prince Edward County	0	0	0	0	0
Prince George County	0	0	0	0	0
Prince William County	0	0	0	0	0
Pulaski County	0	0	0	0	0
Radford City	0	0	0	0	0
Rappahannock County	0	0	0	0	0
Richmond County	0	0	0	0	0
Richmond City	0	0	0	0	0
Roanoke County	0	0	0	0	0
Roanoke City	0	0	0	0	0
Rockbridge County	0	0	0	0	0
Rockingham County	0	0	0	0	0
Russell County	0	0	0	0	0
Salem City	0	0	0	0	0
Scott County	0	0	0	0	0
Shenandoah County	0	0	0	0	0
Smyth County	0	0	0	0	0
South Boston City	0	0	0	0	0
Southampton County	0	0	0	0	0
Spotsylvania County	0	0	0	0	0
Stafford County	0	0	0	0	0
Staunton City	0	0	0	0	0
Suffolk City	0	0	0	0	0
Surry County	0	0	0	0	0
Sussex County	0	0	0	0	0
Tazewell County	0	0	0	0	0
Virginia Beach City	0	0	0	0	0
Warren County	0	0	0	0	0
Washington County	0	0	0	0	0
Waynesboro City	0	0	0	0	0
Westmoreland County	0	0	0	0	0
Williamsburg City	0	0	0	0	0
Winchester City	0	0	0	0	0
Wise County	0	0	0	0	0
Wythe County	0	0	0	0	0
York County	0	0	0	0	0

APPENDIX R: DUI Charges and Convictions in Virginia by Locality

Commercial DUI Refusal Convictions (§ 46.2-341.26:3)	2017	2018	2019	2020	2021
CIRCUIT COURT CONVICTIONS					
§ 46.2-341.26:3 (Misdemeanor) Statewide Total	0	0	0	0	0
Accomack County	0	0	0	0	0
Albemarle County	0	0	0	0	0
Alexandria City	0	0	0	0	0
Alleghany County	0	0	0	0	0
Amelia County	0	0	0	0	0
Amherst County	0	0	0	0	0
Appomattox County	0	0	0	0	0
Arlington County	0	0	0	0	0
Augusta County	0	0	0	0	0
Bath County	0	0	0	0	0
Bedford County	0	0	0	0	0
Bedford City	0	0	0	0	0
Bland County	0	0	0	0	0
Botetourt County	0	0	0	0	0
Bristol City	0	0	0	0	0
Brunswick County	0	0	0	0	0
Buchanan County	0	0	0	0	0
Buckingham County	0	0	0	0	0
Buena Vista City	0	0	0	0	0
Campbell County	0	0	0	0	0
Caroline County	0	0	0	0	0
Carroll County	0	0	0	0	0
Charles City County	0	0	0	0	0
Charlotte County	0	0	0	0	0
Charlottesville City	0	0	0	0	0
Chesapeake City	0	0	0	0	0
Chesterfield County	0	0	0	0	0
Clarke County	0	0	0	0	0
Clifton Forge City	0	0	0	0	0
Colonial Heights City	0	0	0	0	0
Covington City	0	0	0	0	0
Craig County	0	0	0	0	0
Culpeper County	0	0	0	0	0
Cumberland County	0	0	0	0	0
Danville City	0	0	0	0	0
Dickenson County	0	0	0	0	0
Dinwiddie County	0	0	0	0	0
Emporia City	0	0	0	0	0
Essex County	0	0	0	0	0
Fairfax County	0	0	0	0	0
Fairfax City	0	0	0	0	0
Falls Church City	0	0	0	0	0
Fauquier County	0	0	0	0	0
Floyd County	0	0	0	0	0

APPENDIX R: DUI Charges and Convictions in Virginia by Locality

Commercial DUI Refusal Convictions (§ 46.2-341.26:3)	2017	2018	2019	2020	2021
Fluvanna County	0	0	0	0	0
Franklin County	0	0	0	0	0
Franklin City	0	0	0	0	0
Frederick County	0	0	0	0	0
Fredericksburg City	0	0	0	0	0
Galax City	0	0	0	0	0
Giles County	0	0	0	0	0
Gloucester County	0	0	0	0	0
Goochland County	0	0	0	0	0
Grayson County	0	0	0	0	0
Greene County	0	0	0	0	0
Greensville County	0	0	0	0	0
Halifax County	0	0	0	0	0
Hampton City	0	0	0	0	0
Hanover County	0	0	0	0	0
Harrisonburg City	0	0	0	0	0
Henrico County	0	0	0	0	0
Henry County	0	0	0	0	0
Highland County	0	0	0	0	0
Hopewell City	0	0	0	0	0
Isle of Wight County	0	0	0	0	0
James City County	0	0	0	0	0
King George County	0	0	0	0	0
King William County	0	0	0	0	0
King and Queen County	0	0	0	0	0
Lancaster County	0	0	0	0	0
Lee County	0	0	0	0	0
Lexington City	0	0	0	0	0
Loudoun County	0	0	0	0	0
Louisa County	0	0	0	0	0
Lunenburg County	0	0	0	0	0
Lynchburg City	0	0	0	0	0
Madison County	0	0	0	0	0
Manassas City	0	0	0	0	0
Manassas Park City	0	0	0	0	0
Martinsville City	0	0	0	0	0
Mathews County	0	0	0	0	0
Mecklenburg County	0	0	0	0	0
Middlesex County	0	0	0	0	0
Montgomery County	0	0	0	0	0
Nelson County	0	0	0	0	0
New Kent County	0	0	0	0	0
Newport News City	0	0	0	0	0
Norfolk City	0	0	0	0	0
Northampton County	0	0	0	0	0
Northumberland County	0	0	0	0	0
Norton City	0	0	0	0	0
Nottoway County	0	0	0	0	0

APPENDIX R: DUI Charges and Convictions in Virginia by Locality

Commercial DUI Refusal Convictions (§ 46.2-341.26:3)	2017	2018	2019	2020	2021
Orange County	0	0	0	0	0
Page County	0	0	0	0	0
Patrick County	0	0	0	0	0
Petersburg City	0	0	0	0	0
Pittsylvania County	0	0	0	0	0
Poquoson City	0	0	0	0	0
Portsmouth City	0	0	0	0	0
Powhatan County	0	0	0	0	0
Prince Edward County	0	0	0	0	0
Prince George County	0	0	0	0	0
Prince William County	0	0	0	0	0
Pulaski County	0	0	0	0	0
Radford City	0	0	0	0	0
Rappahannock County	0	0	0	0	0
Richmond County	0	0	0	0	0
Richmond City	0	0	0	0	0
Roanoke County	0	0	0	0	0
Roanoke City	0	0	0	0	0
Rockbridge County	0	0	0	0	0
Rockingham County	0	0	0	0	0
Russell County	0	0	0	0	0
Salem City	0	0	0	0	0
Scott County	0	0	0	0	0
Shenandoah County	0	0	0	0	0
Smyth County	0	0	0	0	0
South Boston City	0	0	0	0	0
Southampton County	0	0	0	0	0
Spotsylvania County	0	0	0	0	0
Stafford County	0	0	0	0	0
Staunton City	0	0	0	0	0
Suffolk City	0	0	0	0	0
Surry County	0	0	0	0	0
Sussex County	0	0	0	0	0
Tazewell County	0	0	0	0	0
Virginia Beach City	0	0	0	0	0
Warren County	0	0	0	0	0
Washington County	0	0	0	0	0
Waynesboro City	0	0	0	0	0
Westmoreland County	0	0	0	0	0
Williamsburg City	0	0	0	0	0
Winchester City	0	0	0	0	0
Wise County	0	0	0	0	0
Wythe County	0	0	0	0	0
York County	0	0	0	0	0

APPENDIX R: DUI Charges and Convictions in Virginia by Locality

Commercial DUI Refusal Convictions (§ 46.2-341.26:3)	2017	2018	2019	2020	2021
GENERAL DISTRICT COURT CONVICTIONS					
§ 46.2-341.26:3 (Civil) Statewide Total	0	1	0	0	1
Accomack County	0	0	0	0	0
Albemarle County	0	0	0	0	0
Alexandria City	0	0	0	0	0
Alleghany County	0	0	0	0	0
Amelia County	0	0	0	0	0
Amherst County	0	0	0	0	0
Appomattox County	0	0	0	0	0
Arlington County	0	0	0	0	0
Augusta County	0	0	0	0	0
Bath County	0	0	0	0	0
Bedford County	0	0	0	0	0
Bedford City	0	0	0	0	0
Bland County	0	0	0	0	0
Botetourt County	0	0	0	0	0
Bristol City	0	0	0	0	0
Brunswick County	0	0	0	0	0
Buchanan County	0	0	0	0	0
Buckingham County	0	0	0	0	0
Buena Vista City	0	0	0	0	0
Campbell County	0	0	0	0	0
Caroline County	0	0	0	0	0
Carroll County	0	0	0	0	0
Charles City County	0	0	0	0	0
Charlotte County	0	0	0	0	0
Charlottesville City	0	0	0	0	0
Chesapeake City	0	0	0	0	0
Chesterfield County	0	0	0	0	0
Clarke County	0	0	0	0	0
Clifton Forge City	0	0	0	0	0
Colonial Heights City	0	0	0	0	0
Covington City	0	0	0	0	0
Craig County	0	0	0	0	0
Culpeper County	0	0	0	0	0
Cumberland County	0	0	0	0	0
Danville City	0	0	0	0	0
Dickenson County	0	0	0	0	0
Dinwiddie County	0	0	0	0	0
Emporia City	0	0	0	0	0
Essex County	0	0	0	0	0
Fairfax County	0	0	0	0	0
Fairfax City	0	0	0	0	0
Falls Church City	0	0	0	0	0
Fauquier County	0	0	0	0	0
Floyd County	0	0	0	0	0

APPENDIX R: DUI Charges and Convictions in Virginia by Locality

Commercial DUI Refusal Convictions (§ 46.2-341.26:3)	2017	2018	2019	2020	2021
Fluvanna County	0	0	0	0	0
Franklin County	0	0	0	0	0
Franklin City	0	0	0	0	0
Frederick County	0	0	0	0	0
Fredericksburg City	0	0	0	0	0
Galax City	0	0	0	0	0
Giles County	0	0	0	0	0
Gloucester County	0	0	0	0	0
Goochland County	0	0	0	0	0
Grayson County	0	0	0	0	0
Greene County	0	0	0	0	0
Greensville County	0	0	0	0	0
Halifax County	0	0	0	0	0
Hampton City	0	0	0	0	0
Hanover County	0	0	0	0	0
Harrisonburg City	0	0	0	0	0
Henrico County	0	0	0	0	0
Henry County	0	0	0	0	0
Highland County	0	0	0	0	0
Hopewell City	0	0	0	0	0
Isle of Wight County	0	0	0	0	0
James City County	0	0	0	0	0
King George County	0	0	0	0	0
King William County	0	0	0	0	0
King and Queen County	0	0	0	0	0
Lancaster County	0	0	0	0	0
Lee County	0	0	0	0	0
Lexington City	0	0	0	0	0
Loudoun County	0	0	0	0	0
Louisa County	0	0	0	0	0
Lunenburg County	0	0	0	0	0
Lynchburg City	0	0	0	0	0
Madison County	0	0	0	0	0
Manassas City	0	0	0	0	0
Manassas Park City	0	0	0	0	0
Martinsville City	0	0	0	0	0
Mathews County	0	0	0	0	0
Mecklenburg County	0	0	0	0	0
Middlesex County	0	0	0	0	0
Montgomery County	0	0	0	0	0
Nelson County	0	0	0	0	0
New Kent County	0	0	0	0	0
Newport News City	0	0	0	0	0
Norfolk City	0	0	0	0	0
Northampton County	0	0	0	0	0
Northumberland County	0	0	0	0	0
Norton City	0	0	0	0	0
Nottoway County	0	0	0	0	0

APPENDIX R: DUI Charges and Convictions in Virginia by Locality

Commercial DUI Refusal Convictions (§ 46.2-341.26:3)	2017	2018	2019	2020	2021
Orange County	0	0	0	0	0
Page County	0	0	0	0	0
Patrick County	0	0	0	0	0
Petersburg City	0	0	0	0	0
Pittsylvania County	0	0	0	0	0
Poquoson City	0	0	0	0	0
Portsmouth City	0	0	0	0	0
Powhatan County	0	0	0	0	0
Prince Edward County	0	0	0	0	0
Prince George County	0	0	0	0	0
Prince William County	0	1	0	0	0
Pulaski County	0	0	0	0	0
Radford City	0	0	0	0	0
Rappahannock County	0	0	0	0	0
Richmond County	0	0	0	0	0
Richmond City	0	0	0	0	0
Roanoke County	0	0	0	0	0
Roanoke City	0	0	0	0	0
Rockbridge County	0	0	0	0	0
Rockingham County	0	0	0	0	0
Russell County	0	0	0	0	0
Salem City	0	0	0	0	0
Scott County	0	0	0	0	0
Shenandoah County	0	0	0	0	0
Smyth County	0	0	0	0	0
South Boston City	0	0	0	0	0
Southampton County	0	0	0	0	0
Spotsylvania County	0	0	0	0	0
Stafford County	0	0	0	0	0
Staunton City	0	0	0	0	0
Suffolk City	0	0	0	0	0
Surry County	0	0	0	0	0
Sussex County	0	0	0	0	0
Tazewell County	0	0	0	0	0
Virginia Beach City	0	0	0	0	0
Warren County	0	0	0	0	0
Washington County	0	0	0	0	1
Waynesboro City	0	0	0	0	0
Westmoreland County	0	0	0	0	0
Williamsburg City	0	0	0	0	0
Winchester City	0	0	0	0	0
Wise County	0	0	0	0	0
Wythe County	0	0	0	0	0
York County	0	0	0	0	0

APPENDIX R: DUI Charges and Convictions in Virginia by Locality

Commercial DUI Refusal Convictions (§ 46.2-341.26:3)	2017	2018	2019	2020	2021
GENERAL DISTRICT COURT CONVICTIONS					
§ 46.2-341.26:3 (Misdemeanor) Statewide Total	0	0	0	0	0
Accomack County	0	0	0	0	0
Albemarle County	0	0	0	0	0
Alexandria City	0	0	0	0	0
Alleghany County	0	0	0	0	0
Amelia County	0	0	0	0	0
Amherst County	0	0	0	0	0
Appomattox County	0	0	0	0	0
Arlington County	0	0	0	0	0
Augusta County	0	0	0	0	0
Bath County	0	0	0	0	0
Bedford County	0	0	0	0	0
Bedford City	0	0	0	0	0
Bland County	0	0	0	0	0
Botetourt County	0	0	0	0	0
Bristol City	0	0	0	0	0
Brunswick County	0	0	0	0	0
Buchanan County	0	0	0	0	0
Buckingham County	0	0	0	0	0
Buena Vista City	0	0	0	0	0
Campbell County	0	0	0	0	0
Caroline County	0	0	0	0	0
Carroll County	0	0	0	0	0
Charles City County	0	0	0	0	0
Charlotte County	0	0	0	0	0
Charlottesville City	0	0	0	0	0
Chesapeake City	0	0	0	0	0
Chesterfield County	0	0	0	0	0
Clarke County	0	0	0	0	0
Clifton Forge City	0	0	0	0	0
Colonial Heights City	0	0	0	0	0
Covington City	0	0	0	0	0
Craig County	0	0	0	0	0
Culpeper County	0	0	0	0	0
Cumberland County	0	0	0	0	0
Danville City	0	0	0	0	0
Dickenson County	0	0	0	0	0
Dinwiddie County	0	0	0	0	0
Emporia City	0	0	0	0	0
Essex County	0	0	0	0	0
Fairfax County	0	0	0	0	0
Fairfax City	0	0	0	0	0
Falls Church City	0	0	0	0	0
Fauquier County	0	0	0	0	0
Floyd County	0	0	0	0	0

APPENDIX R: DUI Charges and Convictions in Virginia by Locality

Commercial DUI Refusal Convictions (§ 46.2-341.26:3)	2017	2018	2019	2020	2021
Fluvanna County	0	0	0	0	0
Franklin County	0	0	0	0	0
Franklin City	0	0	0	0	0
Frederick County	0	0	0	0	0
Fredericksburg City	0	0	0	0	0
Galax City	0	0	0	0	0
Giles County	0	0	0	0	0
Gloucester County	0	0	0	0	0
Goochland County	0	0	0	0	0
Grayson County	0	0	0	0	0
Greene County	0	0	0	0	0
Greensville County	0	0	0	0	0
Halifax County	0	0	0	0	0
Hampton City	0	0	0	0	0
Hanover County	0	0	0	0	0
Harrisonburg City	0	0	0	0	0
Henrico County	0	0	0	0	0
Henry County	0	0	0	0	0
Highland County	0	0	0	0	0
Hopewell City	0	0	0	0	0
Isle of Wight County	0	0	0	0	0
James City County	0	0	0	0	0
King George County	0	0	0	0	0
King William County	0	0	0	0	0
King and Queen County	0	0	0	0	0
Lancaster County	0	0	0	0	0
Lee County	0	0	0	0	0
Lexington City	0	0	0	0	0
Loudoun County	0	0	0	0	0
Louisa County	0	0	0	0	0
Lunenburg County	0	0	0	0	0
Lynchburg City	0	0	0	0	0
Madison County	0	0	0	0	0
Manassas City	0	0	0	0	0
Manassas Park City	0	0	0	0	0
Martinsville City	0	0	0	0	0
Mathews County	0	0	0	0	0
Mecklenburg County	0	0	0	0	0
Middlesex County	0	0	0	0	0
Montgomery County	0	0	0	0	0
Nelson County	0	0	0	0	0
New Kent County	0	0	0	0	0
Newport News City	0	0	0	0	0
Norfolk City	0	0	0	0	0
Northampton County	0	0	0	0	0
Northumberland County	0	0	0	0	0
Norton City	0	0	0	0	0
Nottoway County	0	0	0	0	0

APPENDIX R: DUI Charges and Convictions in Virginia by Locality

Commercial DUI Refusal Convictions (§ 46.2-341.26:3)	2017	2018	2019	2020	2021
Orange County	0	0	0	0	0
Page County	0	0	0	0	0
Patrick County	0	0	0	0	0
Petersburg City	0	0	0	0	0
Pittsylvania County	0	0	0	0	0
Poquoson City	0	0	0	0	0
Portsmouth City	0	0	0	0	0
Powhatan County	0	0	0	0	0
Prince Edward County	0	0	0	0	0
Prince George County	0	0	0	0	0
Prince William County	0	0	0	0	0
Pulaski County	0	0	0	0	0
Radford City	0	0	0	0	0
Rappahannock County	0	0	0	0	0
Richmond County	0	0	0	0	0
Richmond City	0	0	0	0	0
Roanoke County	0	0	0	0	0
Roanoke City	0	0	0	0	0
Rockbridge County	0	0	0	0	0
Rockingham County	0	0	0	0	0
Russell County	0	0	0	0	0
Salem City	0	0	0	0	0
Scott County	0	0	0	0	0
Shenandoah County	0	0	0	0	0
Smyth County	0	0	0	0	0
South Boston City	0	0	0	0	0
Southampton County	0	0	0	0	0
Spotsylvania County	0	0	0	0	0
Stafford County	0	0	0	0	0
Staunton City	0	0	0	0	0
Suffolk City	0	0	0	0	0
Surry County	0	0	0	0	0
Sussex County	0	0	0	0	0
Tazewell County	0	0	0	0	0
Virginia Beach City	0	0	0	0	0
Warren County	0	0	0	0	0
Washington County	0	0	0	0	0
Waynesboro City	0	0	0	0	0
Westmoreland County	0	0	0	0	0
Williamsburg City	0	0	0	0	0
Winchester City	0	0	0	0	0
Wise County	0	0	0	0	0
Wythe County	0	0	0	0	0
York County	0	0	0	0	0

APPENDIX R: DUI Charges and Convictions in Virginia by Locality

Commercial DUI Refusal Convictions (§ 46.2-341.26:3)	2017	2018	2019	2020	2021
JDR DISTRICT COURT CONVICTIONS					
§ 46.2-341.26:3 (Civil) Statewide Total	0	0	0	0	0
Accomack County	0	0	0	0	0
Albemarle County	0	0	0	0	0
Alexandria City	0	0	0	0	0
Alleghany County	0	0	0	0	0
Amelia County	0	0	0	0	0
Amherst County	0	0	0	0	0
Appomattox County	0	0	0	0	0
Arlington County	0	0	0	0	0
Augusta County	0	0	0	0	0
Bath County	0	0	0	0	0
Bedford County	0	0	0	0	0
Bedford City	0	0	0	0	0
Bland County	0	0	0	0	0
Botetourt County	0	0	0	0	0
Bristol City	0	0	0	0	0
Brunswick County	0	0	0	0	0
Buchanan County	0	0	0	0	0
Buckingham County	0	0	0	0	0
Buena Vista City	0	0	0	0	0
Campbell County	0	0	0	0	0
Caroline County	0	0	0	0	0
Carroll County	0	0	0	0	0
Charles City County	0	0	0	0	0
Charlotte County	0	0	0	0	0
Charlottesville City	0	0	0	0	0
Chesapeake City	0	0	0	0	0
Chesterfield County	0	0	0	0	0
Clarke County	0	0	0	0	0
Clifton Forge City	0	0	0	0	0
Colonial Heights City	0	0	0	0	0
Covington City	0	0	0	0	0
Craig County	0	0	0	0	0
Culpeper County	0	0	0	0	0
Cumberland County	0	0	0	0	0
Danville City	0	0	0	0	0
Dickenson County	0	0	0	0	0
Dinwiddie County	0	0	0	0	0
Emporia City	0	0	0	0	0
Essex County	0	0	0	0	0
Fairfax County	0	0	0	0	0
Fairfax City	0	0	0	0	0
Falls Church City	0	0	0	0	0
Fauquier County	0	0	0	0	0
Floyd County	0	0	0	0	0

APPENDIX R: DUI Charges and Convictions in Virginia by Locality

Commercial DUI Refusal Convictions (§ 46.2-341.26:3)	2017	2018	2019	2020	2021
Fluvanna County	0	0	0	0	0
Franklin County	0	0	0	0	0
Franklin City	0	0	0	0	0
Frederick County	0	0	0	0	0
Fredericksburg City	0	0	0	0	0
Galax City	0	0	0	0	0
Giles County	0	0	0	0	0
Gloucester County	0	0	0	0	0
Goochland County	0	0	0	0	0
Grayson County	0	0	0	0	0
Greene County	0	0	0	0	0
Greensville County	0	0	0	0	0
Halifax County	0	0	0	0	0
Hampton City	0	0	0	0	0
Hanover County	0	0	0	0	0
Harrisonburg City	0	0	0	0	0
Henrico County	0	0	0	0	0
Henry County	0	0	0	0	0
Highland County	0	0	0	0	0
Hopewell City	0	0	0	0	0
Isle of Wight County	0	0	0	0	0
James City County	0	0	0	0	0
King George County	0	0	0	0	0
King William County	0	0	0	0	0
King and Queen County	0	0	0	0	0
Lancaster County	0	0	0	0	0
Lee County	0	0	0	0	0
Lexington City	0	0	0	0	0
Loudoun County	0	0	0	0	0
Louisa County	0	0	0	0	0
Lunenburg County	0	0	0	0	0
Lynchburg City	0	0	0	0	0
Madison County	0	0	0	0	0
Manassas City	0	0	0	0	0
Manassas Park City	0	0	0	0	0
Martinsville City	0	0	0	0	0
Mathews County	0	0	0	0	0
Mecklenburg County	0	0	0	0	0
Middlesex County	0	0	0	0	0
Montgomery County	0	0	0	0	0
Nelson County	0	0	0	0	0
New Kent County	0	0	0	0	0
Newport News City	0	0	0	0	0
Norfolk City	0	0	0	0	0
Northampton County	0	0	0	0	0
Northumberland County	0	0	0	0	0
Norton City	0	0	0	0	0
Nottoway County	0	0	0	0	0

APPENDIX R: DUI Charges and Convictions in Virginia by Locality

Commercial DUI Refusal Convictions (§ 46.2-341.26:3)	2017	2018	2019	2020	2021
Orange County	0	0	0	0	0
Page County	0	0	0	0	0
Patrick County	0	0	0	0	0
Petersburg City	0	0	0	0	0
Pittsylvania County	0	0	0	0	0
Poquoson City	0	0	0	0	0
Portsmouth City	0	0	0	0	0
Powhatan County	0	0	0	0	0
Prince Edward County	0	0	0	0	0
Prince George County	0	0	0	0	0
Prince William County	0	0	0	0	0
Pulaski County	0	0	0	0	0
Radford City	0	0	0	0	0
Rappahannock County	0	0	0	0	0
Richmond County	0	0	0	0	0
Richmond City	0	0	0	0	0
Roanoke County	0	0	0	0	0
Roanoke City	0	0	0	0	0
Rockbridge County	0	0	0	0	0
Rockingham County	0	0	0	0	0
Russell County	0	0	0	0	0
Salem City	0	0	0	0	0
Scott County	0	0	0	0	0
Shenandoah County	0	0	0	0	0
Smyth County	0	0	0	0	0
South Boston City	0	0	0	0	0
Southampton County	0	0	0	0	0
Spotsylvania County	0	0	0	0	0
Stafford County	0	0	0	0	0
Staunton City	0	0	0	0	0
Suffolk City	0	0	0	0	0
Surry County	0	0	0	0	0
Sussex County	0	0	0	0	0
Tazewell County	0	0	0	0	0
Virginia Beach City	0	0	0	0	0
Warren County	0	0	0	0	0
Washington County	0	0	0	0	0
Waynesboro City	0	0	0	0	0
Westmoreland County	0	0	0	0	0
Williamsburg City	0	0	0	0	0
Winchester City	0	0	0	0	0
Wise County	0	0	0	0	0
Wythe County	0	0	0	0	0
York County	0	0	0	0	0

APPENDIX R: DUI Charges and Convictions in Virginia by Locality

Commercial DUI Refusal Convictions (§ 46.2-341.26:3)	2017	2018	2019	2020	2021
JDR DISTRICT COURT CONVICTIONS					
§ 46.2-341.26:3 (Misdemeanor) Statewide Total	0	0	0	0	0
Accomack County	0	0	0	0	0
Albemarle County	0	0	0	0	0
Alexandria City	0	0	0	0	0
Alleghany County	0	0	0	0	0
Amelia County	0	0	0	0	0
Amherst County	0	0	0	0	0
Appomattox County	0	0	0	0	0
Arlington County	0	0	0	0	0
Augusta County	0	0	0	0	0
Bath County	0	0	0	0	0
Bedford County	0	0	0	0	0
Bedford City	0	0	0	0	0
Bland County	0	0	0	0	0
Botetourt County	0	0	0	0	0
Bristol City	0	0	0	0	0
Brunswick County	0	0	0	0	0
Buchanan County	0	0	0	0	0
Buckingham County	0	0	0	0	0
Buena Vista City	0	0	0	0	0
Campbell County	0	0	0	0	0
Caroline County	0	0	0	0	0
Carroll County	0	0	0	0	0
Charles City County	0	0	0	0	0
Charlotte County	0	0	0	0	0
Charlottesville City	0	0	0	0	0
Chesapeake City	0	0	0	0	0
Chesterfield County	0	0	0	0	0
Clarke County	0	0	0	0	0
Clifton Forge City	0	0	0	0	0
Colonial Heights City	0	0	0	0	0
Covington City	0	0	0	0	0
Craig County	0	0	0	0	0
Culpeper County	0	0	0	0	0
Cumberland County	0	0	0	0	0
Danville City	0	0	0	0	0
Dickenson County	0	0	0	0	0
Dinwiddie County	0	0	0	0	0
Emporia City	0	0	0	0	0
Essex County	0	0	0	0	0
Fairfax County	0	0	0	0	0
Fairfax City	0	0	0	0	0
Falls Church City	0	0	0	0	0
Fauquier County	0	0	0	0	0
Floyd County	0	0	0	0	0

APPENDIX R: DUI Charges and Convictions in Virginia by Locality

Commercial DUI Refusal Convictions (§ 46.2-341.26:3)	2017	2018	2019	2020	2021
Fluvanna County	0	0	0	0	0
Franklin County	0	0	0	0	0
Franklin City	0	0	0	0	0
Frederick County	0	0	0	0	0
Fredericksburg City	0	0	0	0	0
Galax City	0	0	0	0	0
Giles County	0	0	0	0	0
Gloucester County	0	0	0	0	0
Goochland County	0	0	0	0	0
Grayson County	0	0	0	0	0
Greene County	0	0	0	0	0
Greensville County	0	0	0	0	0
Halifax County	0	0	0	0	0
Hampton City	0	0	0	0	0
Hanover County	0	0	0	0	0
Harrisonburg City	0	0	0	0	0
Henrico County	0	0	0	0	0
Henry County	0	0	0	0	0
Highland County	0	0	0	0	0
Hopewell City	0	0	0	0	0
Isle of Wight County	0	0	0	0	0
James City County	0	0	0	0	0
King George County	0	0	0	0	0
King William County	0	0	0	0	0
King and Queen County	0	0	0	0	0
Lancaster County	0	0	0	0	0
Lee County	0	0	0	0	0
Lexington City	0	0	0	0	0
Loudoun County	0	0	0	0	0
Louisa County	0	0	0	0	0
Lunenburg County	0	0	0	0	0
Lynchburg City	0	0	0	0	0
Madison County	0	0	0	0	0
Manassas City	0	0	0	0	0
Manassas Park City	0	0	0	0	0
Martinsville City	0	0	0	0	0
Mathews County	0	0	0	0	0
Mecklenburg County	0	0	0	0	0
Middlesex County	0	0	0	0	0
Montgomery County	0	0	0	0	0
Nelson County	0	0	0	0	0
New Kent County	0	0	0	0	0
Newport News City	0	0	0	0	0
Norfolk City	0	0	0	0	0
Northampton County	0	0	0	0	0
Northumberland County	0	0	0	0	0
Norton City	0	0	0	0	0
Nottoway County	0	0	0	0	0

APPENDIX R: DUI Charges and Convictions in Virginia by Locality

Commercial DUI Refusal Convictions (§ 46.2-341.26:3)	2017	2018	2019	2020	2021
Orange County	0	0	0	0	0
Page County	0	0	0	0	0
Patrick County	0	0	0	0	0
Petersburg City	0	0	0	0	0
Pittsylvania County	0	0	0	0	0
Poquoson City	0	0	0	0	0
Portsmouth City	0	0	0	0	0
Powhatan County	0	0	0	0	0
Prince Edward County	0	0	0	0	0
Prince George County	0	0	0	0	0
Prince William County	0	0	0	0	0
Pulaski County	0	0	0	0	0
Radford City	0	0	0	0	0
Rappahannock County	0	0	0	0	0
Richmond County	0	0	0	0	0
Richmond City	0	0	0	0	0
Roanoke County	0	0	0	0	0
Roanoke City	0	0	0	0	0
Rockbridge County	0	0	0	0	0
Rockingham County	0	0	0	0	0
Russell County	0	0	0	0	0
Salem City	0	0	0	0	0
Scott County	0	0	0	0	0
Shenandoah County	0	0	0	0	0
Smyth County	0	0	0	0	0
South Boston City	0	0	0	0	0
Southampton County	0	0	0	0	0
Spotsylvania County	0	0	0	0	0
Stafford County	0	0	0	0	0
Staunton City	0	0	0	0	0
Suffolk City	0	0	0	0	0
Surry County	0	0	0	0	0
Sussex County	0	0	0	0	0
Tazewell County	0	0	0	0	0
Virginia Beach City	0	0	0	0	0
Warren County	0	0	0	0	0
Washington County	0	0	0	0	0
Waynesboro City	0	0	0	0	0
Westmoreland County	0	0	0	0	0
Williamsburg City	0	0	0	0	0
Winchester City	0	0	0	0	0
Wise County	0	0	0	0	0
Wythe County	0	0	0	0	0
York County	0	0	0	0	0

APPENDIX R: DUI Charges and Convictions in Virginia by Locality

Other Commercial DUI Charges (\$ 46.2-341.29 and § 46.2-341.31)	2017	2018	2019	2020	2021
CIRCUIT COURT CHARGES					
§ 46.2-341.29 Statewide Total	0	0	0	0	0
Accomack County	0	0	0	0	0
Albemarle County	0	0	0	0	0
Alexandria City	0	0	0	0	0
Alleghany County	0	0	0	0	0
Amelia County	0	0	0	0	0
Amherst County	0	0	0	0	0
Appomattox County	0	0	0	0	0
Arlington County	0	0	0	0	0
Augusta County	0	0	0	0	0
Bath County	0	0	0	0	0
Bedford County	0	0	0	0	0
Bedford City	0	0	0	0	0
Bland County	0	0	0	0	0
Botetourt County	0	0	0	0	0
Bristol City	0	0	0	0	0
Brunswick County	0	0	0	0	0
Buchanan County	0	0	0	0	0
Buckingham County	0	0	0	0	0
Buena Vista City	0	0	0	0	0
Campbell County	0	0	0	0	0
Caroline County	0	0	0	0	0
Carroll County	0	0	0	0	0
Charles City County	0	0	0	0	0
Charlotte County	0	0	0	0	0
Charlottesville City	0	0	0	0	0
Chesapeake City	0	0	0	0	0
Chesterfield County	0	0	0	0	0
Clarke County	0	0	0	0	0
Clifton Forge City	0	0	0	0	0
Colonial Heights City	0	0	0	0	0
Covington City	0	0	0	0	0
Craig County	0	0	0	0	0
Culpeper County	0	0	0	0	0
Cumberland County	0	0	0	0	0
Danville City	0	0	0	0	0
Dickenson County	0	0	0	0	0
Dinwiddie County	0	0	0	0	0
Emporia City	0	0	0	0	0
Essex County	0	0	0	0	0
Fairfax County	0	0	0	0	0
Fairfax City	0	0	0	0	0
Falls Church City	0	0	0	0	0
Fauquier County	0	0	0	0	0
Floyd County	0	0	0	0	0
Fluvanna County	0	0	0	0	0
Franklin County	0	0	0	0	0

APPENDIX R: DUI Charges and Convictions in Virginia by Locality

Other Commercial DUI Charges (\$ 46.2-341.29 and § 46.2-341.31)	2017	2018	2019	2020	2021
Franklin City	0	0	0	0	0
Frederick County	0	0	0	0	0
Fredericksburg City	0	0	0	0	0
Galax City	0	0	0	0	0
Giles County	0	0	0	0	0
Gloucester County	0	0	0	0	0
Goochland County	0	0	0	0	0
Grayson County	0	0	0	0	0
Greene County	0	0	0	0	0
Greensville County	0	0	0	0	0
Halifax County	0	0	0	0	0
Hampton City	0	0	0	0	0
Hanover County	0	0	0	0	0
Harrisonburg City	0	0	0	0	0
Henrico County	0	0	0	0	0
Henry County	0	0	0	0	0
Highland County	0	0	0	0	0
Hopewell City	0	0	0	0	0
Isle of Wight County	0	0	0	0	0
James City County	0	0	0	0	0
King George County	0	0	0	0	0
King William County	0	0	0	0	0
King and Queen County	0	0	0	0	0
Lancaster County	0	0	0	0	0
Lee County	0	0	0	0	0
Lexington City	0	0	0	0	0
Loudoun County	0	0	0	0	0
Louisa County	0	0	0	0	0
Lunenburg County	0	0	0	0	0
Lynchburg City	0	0	0	0	0
Madison County	0	0	0	0	0
Manassas City	0	0	0	0	0
Manassas Park City	0	0	0	0	0
Martinsville City	0	0	0	0	0
Mathews County	0	0	0	0	0
Mecklenburg County	0	0	0	0	0
Middlesex County	0	0	0	0	0
Montgomery County	0	0	0	0	0
Nelson County	0	0	0	0	0
New Kent County	0	0	0	0	0
Newport News City	0	0	0	0	0
Norfolk City	0	0	0	0	0
Northampton County	0	0	0	0	0
Northumberland County	0	0	0	0	0
Norton City	0	0	0	0	0
Nottoway County	0	0	0	0	0
Orange County	0	0	0	0	0
Page County	0	0	0	0	0
Patrick County	0	0	0	0	0
Petersburg City	0	0	0	0	0

APPENDIX R: DUI Charges and Convictions in Virginia by Locality

Other Commercial DUI Charges (§ 46.2-341.29 and § 46.2-341.31)	2017	2018	2019	2020	2021
Pittsylvania County	0	0	0	0	0
Poquoson City	0	0	0	0	0
Portsmouth City	0	0	0	0	0
Powhatan County	0	0	0	0	0
Prince Edward County	0	0	0	0	0
Prince George County	0	0	0	0	0
Prince William County	0	0	0	0	0
Pulaski County	0	0	0	0	0
Radford City	0	0	0	0	0
Rappahannock County	0	0	0	0	0
Richmond County	0	0	0	0	0
Richmond City	0	0	0	0	0
Roanoke County	0	0	0	0	0
Roanoke City	0	0	0	0	0
Rockbridge County	0	0	0	0	0
Rockingham County	0	0	0	0	0
Russell County	0	0	0	0	0
Salem City	0	0	0	0	0
Scott County	0	0	0	0	0
Shenandoah County	0	0	0	0	0
Smyth County	0	0	0	0	0
South Boston City	0	0	0	0	0
Southampton County	0	0	0	0	0
Spotsylvania County	0	0	0	0	0
Stafford County	0	0	0	0	0
Staunton City	0	0	0	0	0
Suffolk City	0	0	0	0	0
Surry County	0	0	0	0	0
Sussex County	0	0	0	0	0
Tazewell County	0	0	0	0	0
Virginia Beach City	0	0	0	0	0
Warren County	0	0	0	0	0
Washington County	0	0	0	0	0
Waynesboro City	0	0	0	0	0
Westmoreland County	0	0	0	0	0
Williamsburg City	0	0	0	0	0
Winchester City	0	0	0	0	0
Wise County	0	0	0	0	0
Wythe County	0	0	0	0	0
York County	0	0	0	0	0
CIRCUIT COURT CHARGES					
§ 46.2-341.31 Statewide Total	0	0	0	0	0
Accomack County	0	0	0	0	0
Albemarle County	0	0	0	0	0
Alexandria City	0	0	0	0	0
Alleghany County	0	0	0	0	0
Amelia County	0	0	0	0	0
Amherst County	0	0	0	0	0

APPENDIX R: DUI Charges and Convictions in Virginia by Locality

Other Commercial DUI Charges (\$ 46.2-341.29 and § 46.2-341.31)	2017	2018	2019	2020	2021
Appomattox County	0	0	0	0	0
Arlington County	0	0	0	0	0
Augusta County	0	0	0	0	0
Bath County	0	0	0	0	0
Bedford County	0	0	0	0	0
Bedford City	0	0	0	0	0
Bland County	0	0	0	0	0
Botetourt County	0	0	0	0	0
Bristol City	0	0	0	0	0
Brunswick County	0	0	0	0	0
Buchanan County	0	0	0	0	0
Buckingham County	0	0	0	0	0
Buena Vista City	0	0	0	0	0
Campbell County	0	0	0	0	0
Caroline County	0	0	0	0	0
Carroll County	0	0	0	0	0
Charles City County	0	0	0	0	0
Charlotte County	0	0	0	0	0
Charlottesville City	0	0	0	0	0
Chesapeake City	0	0	0	0	0
Chesterfield County	0	0	0	0	0
Clarke County	0	0	0	0	0
Clifton Forge City	0	0	0	0	0
Colonial Heights City	0	0	0	0	0
Covington City	0	0	0	0	0
Craig County	0	0	0	0	0
Culpeper County	0	0	0	0	0
Cumberland County	0	0	0	0	0
Danville City	0	0	0	0	0
Dickenson County	0	0	0	0	0
Dinwiddie County	0	0	0	0	0
Emporia City	0	0	0	0	0
Essex County	0	0	0	0	0
Fairfax County	0	0	0	0	0
Fairfax City	0	0	0	0	0
Falls Church City	0	0	0	0	0
Fauquier County	0	0	0	0	0
Floyd County	0	0	0	0	0
Fluvanna County	0	0	0	0	0
Franklin County	0	0	0	0	0
Franklin City	0	0	0	0	0
Frederick County	0	0	0	0	0
Fredericksburg City	0	0	0	0	0
Galax City	0	0	0	0	0
Giles County	0	0	0	0	0
Gloucester County	0	0	0	0	0
Goochland County	0	0	0	0	0
Grayson County	0	0	0	0	0
Greene County	0	0	0	0	0
Greensville County	0	0	0	0	0

APPENDIX R: DUI Charges and Convictions in Virginia by Locality

Other Commercial DUI Charges (\$ 46.2-341.29 and § 46.2-341.31)	2017	2018	2019	2020	2021
Halifax County	0	0	0	0	0
Hampton City	0	0	0	0	0
Hanover County	0	0	0	0	0
Harrisonburg City	0	0	0	0	0
Henrico County	0	0	0	0	0
Henry County	0	0	0	0	0
Highland County	0	0	0	0	0
Hopewell City	0	0	0	0	0
Isle of Wight County	0	0	0	0	0
James City County	0	0	0	0	0
King George County	0	0	0	0	0
King William County	0	0	0	0	0
King and Queen County	0	0	0	0	0
Lancaster County	0	0	0	0	0
Lee County	0	0	0	0	0
Lexington City	0	0	0	0	0
Loudoun County	0	0	0	0	0
Louisa County	0	0	0	0	0
Lunenburg County	0	0	0	0	0
Lynchburg City	0	0	0	0	0
Madison County	0	0	0	0	0
Manassas City	0	0	0	0	0
Manassas Park City	0	0	0	0	0
Martinsville City	0	0	0	0	0
Mathews County	0	0	0	0	0
Mecklenburg County	0	0	0	0	0
Middlesex County	0	0	0	0	0
Montgomery County	0	0	0	0	0
Nelson County	0	0	0	0	0
New Kent County	0	0	0	0	0
Newport News City	0	0	0	0	0
Norfolk City	0	0	0	0	0
Northampton County	0	0	0	0	0
Northumberland County	0	0	0	0	0
Norton City	0	0	0	0	0
Nottoway County	0	0	0	0	0
Orange County	0	0	0	0	0
Page County	0	0	0	0	0
Patrick County	0	0	0	0	0
Petersburg City	0	0	0	0	0
Pittsylvania County	0	0	0	0	0
Poquoson City	0	0	0	0	0
Portsmouth City	0	0	0	0	0
Powhatan County	0	0	0	0	0
Prince Edward County	0	0	0	0	0
Prince George County	0	0	0	0	0
Prince William County	0	0	0	0	0
Pulaski County	0	0	0	0	0
Radford City	0	0	0	0	0
Rappahannock County	0	0	0	0	0

APPENDIX R: DUI Charges and Convictions in Virginia by Locality

Other Commercial DUI Charges (§ 46.2-341.29 and § 46.2-341.31)	2017	2018	2019	2020	2021
Richmond County	0	0	0	0	0
Richmond City	0	0	0	0	0
Roanoke County	0	0	0	0	0
Roanoke City	0	0	0	0	0
Rockbridge County	0	0	0	0	0
Rockingham County	0	0	0	0	0
Russell County	0	0	0	0	0
Salem City	0	0	0	0	0
Scott County	0	0	0	0	0
Shenandoah County	0	0	0	0	0
Smyth County	0	0	0	0	0
South Boston City	0	0	0	0	0
Southampton County	0	0	0	0	0
Spotsylvania County	0	0	0	0	0
Stafford County	0	0	0	0	0
Staunton City	0	0	0	0	0
Suffolk City	0	0	0	0	0
Surry County	0	0	0	0	0
Sussex County	0	0	0	0	0
Tazewell County	0	0	0	0	0
Virginia Beach City	0	0	0	0	0
Warren County	0	0	0	0	0
Washington County	0	0	0	0	0
Waynesboro City	0	0	0	0	0
Westmoreland County	0	0	0	0	0
Williamsburg City	0	0	0	0	0
Winchester City	0	0	0	0	0
Wise County	0	0	0	0	0
Wythe County	0	0	0	0	0
York County	0	0	0	0	0
GENERAL DISTRICT COURT CHARGES					
§ 46.2-341.29 Statewide Total	5	0	0	1	0
Accomack County	0	0	0	0	0
Albemarle County	0	0	0	0	0
Alexandria City	0	0	0	0	0
Alleghany County	0	0	0	0	0
Amelia County	0	0	0	0	0
Amherst County	0	0	0	0	0
Appomattox County	0	0	0	0	0
Arlington County	0	0	0	0	0
Augusta County	0	0	0	0	0
Bath County	0	0	0	0	0
Bedford County	0	0	0	0	0
Bedford City	0	0	0	0	0
Bland County	0	0	0	0	0
Botetourt County	0	0	0	0	0
Bristol City	0	0	0	0	0
Brunswick County	0	0	0	0	0

APPENDIX R: DUI Charges and Convictions in Virginia by Locality

Other Commercial DUI Charges (\$ 46.2-341.29 and § 46.2-341.31)	2017	2018	2019	2020	2021
Buchanan County	0	0	0	0	0
Buckingham County	0	0	0	0	0
Buena Vista City	0	0	0	0	0
Campbell County	0	0	0	0	0
Caroline County	0	0	0	0	0
Carroll County	0	0	0	0	0
Charles City County	0	0	0	0	0
Charlotte County	0	0	0	0	0
Charlottesville City	0	0	0	0	0
Chesapeake City	0	0	0	0	0
Chesterfield County	0	0	0	0	0
Clarke County	0	0	0	0	0
Clifton Forge City	0	0	0	0	0
Colonial Heights City	0	0	0	0	0
Covington City	0	0	0	0	0
Craig County	0	0	0	0	0
Culpeper County	0	0	0	0	0
Cumberland County	0	0	0	0	0
Danville City	0	0	0	0	0
Dickenson County	0	0	0	0	0
Dinwiddie County	0	0	0	0	0
Emporia City	0	0	0	0	0
Essex County	0	0	0	0	0
Fairfax County	0	0	0	0	0
Fairfax City	0	0	0	0	0
Falls Church City	1	0	0	0	0
Fauquier County	0	0	0	0	0
Floyd County	0	0	0	0	0
Fluvanna County	0	0	0	0	0
Franklin County	0	0	0	0	0
Franklin City	0	0	0	0	0
Frederick County	0	0	0	0	0
Fredericksburg City	0	0	0	0	0
Galax City	0	0	0	0	0
Giles County	0	0	0	0	0
Gloucester County	0	0	0	0	0
Goochland County	0	0	0	0	0
Grayson County	0	0	0	0	0
Greene County	0	0	0	0	0
Greensville County	0	0	0	0	0
Halifax County	0	0	0	0	0
Hampton City	0	0	0	0	0
Hanover County	0	0	0	0	0
Harrisonburg City	0	0	0	0	0
Henrico County	0	0	0	0	0
Henry County	0	0	0	0	0
Highland County	0	0	0	0	0
Hopewell City	1	0	0	0	0
Isle of Wight County	0	0	0	0	0
James City County	0	0	0	0	0

APPENDIX R: DUI Charges and Convictions in Virginia by Locality

Other Commercial DUI Charges (\$ 46.2-341.29 and § 46.2-341.31)	2017	2018	2019	2020	2021
King George County	0	0	0	0	0
King William County	0	0	0	0	0
King and Queen County	0	0	0	0	0
Lancaster County	0	0	0	0	0
Lee County	0	0	0	0	0
Lexington City	0	0	0	0	0
Loudoun County	0	0	0	1	0
Louisa County	0	0	0	0	0
Lunenburg County	0	0	0	0	0
Lynchburg City	0	0	0	0	0
Madison County	0	0	0	0	0
Manassas City	0	0	0	0	0
Manassas Park City	0	0	0	0	0
Martinsville City	0	0	0	0	0
Mathews County	0	0	0	0	0
Mecklenburg County	0	0	0	0	0
Middlesex County	0	0	0	0	0
Montgomery County	0	0	0	0	0
Nelson County	0	0	0	0	0
New Kent County	0	0	0	0	0
Newport News City	0	0	0	0	0
Norfolk City	0	0	0	0	0
Northampton County	0	0	0	0	0
Northumberland County	0	0	0	0	0
Norton City	0	0	0	0	0
Nottoway County	0	0	0	0	0
Orange County	0	0	0	0	0
Page County	0	0	0	0	0
Patrick County	0	0	0	0	0
Petersburg City	0	0	0	0	0
Pittsylvania County	0	0	0	0	0
Poquoson City	0	0	0	0	0
Portsmouth City	0	0	0	0	0
Powhatan County	0	0	0	0	0
Prince Edward County	0	0	0	0	0
Prince George County	0	0	0	0	0
Prince William County	0	0	0	0	0
Pulaski County	0	0	0	0	0
Radford City	0	0	0	0	0
Rappahannock County	0	0	0	0	0
Richmond County	0	0	0	0	0
Richmond City	0	0	0	0	0
Roanoke County	0	0	0	0	0
Roanoke City	0	0	0	0	0
Rockbridge County	0	0	0	0	0
Rockingham County	0	0	0	0	0
Russell County	0	0	0	0	0
Salem City	0	0	0	0	0
Scott County	0	0	0	0	0
Shenandoah County	0	0	0	0	0

APPENDIX R: DUI Charges and Convictions in Virginia by Locality

Other Commercial DUI Charges (\$ 46.2-341.29 and § 46.2-341.31)	2017	2018	2019	2020	2021
Smyth County	0	0	0	0	0
South Boston City	0	0	0	0	0
Southampton County	0	0	0	0	0
Spotsylvania County	1	0	0	0	0
Stafford County	0	0	0	0	0
Staunton City	0	0	0	0	0
Suffolk City	0	0	0	0	0
Surry County	1	0	0	0	0
Sussex County	0	0	0	0	0
Tazewell County	0	0	0	0	0
Virginia Beach City	0	0	0	0	0
Warren County	0	0	0	0	0
Washington County	0	0	0	0	0
Waynesboro City	0	0	0	0	0
Westmoreland County	0	0	0	0	0
Williamsburg City	0	0	0	0	0
Winchester City	1	0	0	0	0
Wise County	0	0	0	0	0
Wythe County	0	0	0	0	0
York County	0	0	0	0	0
GENERAL DISTRICT COURT CHARGES					
§ 46.2-341.31 Statewide Total	2	3	3	2	1
Accomack County	0	0	1	0	0
Albemarle County	0	0	0	0	0
Alexandria City	0	0	0	0	0
Alleghany County	0	0	0	0	0
Amelia County	0	0	0	0	0
Amherst County	0	0	0	0	0
Appomattox County	0	0	0	0	0
Arlington County	0	0	0	0	0
Augusta County	0	0	0	0	0
Bath County	0	0	0	0	0
Bedford County	0	0	0	0	0
Bedford City	0	0	0	0	0
Bland County	0	0	0	0	0
Botetourt County	1	0	0	0	0
Bristol City	0	0	0	0	0
Brunswick County	0	0	0	0	0
Buchanan County	0	0	0	0	0
Buckingham County	0	0	0	0	0
Buena Vista City	0	0	0	0	0
Campbell County	0	0	0	0	0
Caroline County	0	0	0	0	0
Carroll County	0	0	0	0	0
Charles City County	0	0	0	0	0
Charlotte County	0	0	0	0	0
Charlottesville City	0	0	1	0	0
Chesapeake City	0	0	0	0	0

APPENDIX R: DUI Charges and Convictions in Virginia by Locality

Other Commercial DUI Charges (\$ 46.2-341.29 and § 46.2-341.31)	2017	2018	2019	2020	2021
Chesterfield County	0	0	0	0	0
Clarke County	0	0	0	0	0
Clifton Forge City	0	0	0	0	0
Colonial Heights City	0	0	0	0	0
Covington City	0	0	0	0	0
Craig County	0	0	0	0	0
Culpeper County	0	0	0	0	0
Cumberland County	0	0	0	0	0
Danville City	0	0	0	0	0
Dickenson County	0	0	0	0	0
Dinwiddie County	0	0	0	0	0
Emporia City	0	0	0	0	0
Essex County	0	0	0	0	0
Fairfax County	0	1	0	0	0
Fairfax City	0	0	0	0	0
Falls Church City	0	0	0	0	0
Fauquier County	0	0	0	0	0
Floyd County	0	0	0	0	0
Fluvanna County	0	0	0	0	0
Franklin County	0	0	0	0	0
Franklin City	0	0	0	0	0
Frederick County	0	0	0	0	1
Fredericksburg City	0	0	0	0	0
Galax City	0	0	0	0	0
Giles County	0	0	0	0	0
Gloucester County	0	0	0	1	0
Goochland County	0	0	0	0	0
Grayson County	0	0	0	0	0
Greene County	0	0	0	0	0
Greensville County	0	0	0	0	0
Halifax County	0	0	0	0	0
Hampton City	0	0	0	0	0
Hanover County	0	0	1	0	0
Harrisonburg City	0	0	0	0	0
Henrico County	0	0	0	0	0
Henry County	0	0	0	0	0
Highland County	0	0	0	0	0
Hopewell City	0	0	0	0	0
Isle of Wight County	0	0	0	0	0
James City County	0	0	0	0	0
King George County	0	0	0	0	0
King William County	0	0	0	0	0
King and Queen County	0	0	0	0	0
Lancaster County	0	0	0	0	0
Lee County	0	0	0	0	0
Lexington City	0	0	0	0	0
Loudoun County	0	0	0	1	0
Louisa County	0	0	0	0	0
Lunenburg County	0	0	0	0	0
Lynchburg City	0	0	0	0	0

APPENDIX R: DUI Charges and Convictions in Virginia by Locality

Other Commercial DUI Charges (\$ 46.2-341.29 and § 46.2-341.31)	2017	2018	2019	2020	2021
Madison County	0	0	0	0	0
Manassas City	0	0	0	0	0
Manassas Park City	0	0	0	0	0
Martinsville City	0	0	0	0	0
Mathews County	0	0	0	0	0
Mecklenburg County	0	1	0	0	0
Middlesex County	0	0	0	0	0
Montgomery County	0	0	0	0	0
Nelson County	0	0	0	0	0
New Kent County	0	0	0	0	0
Newport News City	0	0	0	0	0
Norfolk City	0	0	0	0	0
Northampton County	0	0	0	0	0
Northumberland County	0	0	0	0	0
Norton City	0	0	0	0	0
Nottoway County	0	0	0	0	0
Orange County	0	0	0	0	0
Page County	0	0	0	0	0
Patrick County	0	0	0	0	0
Petersburg City	0	0	0	0	0
Pittsylvania County	0	0	0	0	0
Poquoson City	0	0	0	0	0
Portsmouth City	0	0	0	0	0
Powhatan County	0	0	0	0	0
Prince Edward County	0	0	0	0	0
Prince George County	0	0	0	0	0
Prince William County	0	0	0	0	0
Pulaski County	0	0	0	0	0
Radford City	0	0	0	0	0
Rappahannock County	0	0	0	0	0
Richmond County	0	0	0	0	0
Richmond City	0	0	0	0	0
Roanoke County	0	0	0	0	0
Roanoke City	0	0	0	0	0
Rockbridge County	1	0	0	0	0
Rockingham County	0	0	0	0	0
Russell County	0	0	0	0	0
Salem City	0	0	0	0	0
Scott County	0	0	0	0	0
Shenandoah County	0	0	0	0	0
Smyth County	0	0	0	0	0
South Boston City	0	0	0	0	0
Southampton County	0	0	0	0	0
Spotsylvania County	0	0	0	0	0
Stafford County	0	0	0	0	0
Staunton City	0	0	0	0	0
Suffolk City	0	0	0	0	0
Surry County	0	0	0	0	0
Sussex County	0	0	0	0	0
Tazewell County	0	0	0	0	0

APPENDIX R: DUI Charges and Convictions in Virginia by Locality

Other Commercial DUI Charges (§ 46.2-341.29 and § 46.2-341.31)	2017	2018	2019	2020	2021
Virginia Beach City	0	0	0	0	0
Warren County	0	0	0	0	0
Washington County	0	0	0	0	0
Waynesboro City	0	0	0	0	0
Westmoreland County	0	0	0	0	0
Williamsburg City	0	0	0	0	0
Winchester City	0	0	0	0	0
Wise County	0	0	0	0	0
Wythe County	0	1	0	0	0
York County	0	0	0	0	0
JDR DISTRICT COURT CHARGES					
§ 46.2-341.29 Statewide Total	0	0	0	0	0
Accomack County	0	0	0	0	0
Albemarle County	0	0	0	0	0
Alexandria City	0	0	0	0	0
Alleghany County	0	0	0	0	0
Amelia County	0	0	0	0	0
Amherst County	0	0	0	0	0
Appomattox County	0	0	0	0	0
Arlington County	0	0	0	0	0
Augusta County	0	0	0	0	0
Bath County	0	0	0	0	0
Bedford County	0	0	0	0	0
Bedford City	0	0	0	0	0
Bland County	0	0	0	0	0
Botetourt County	0	0	0	0	0
Bristol City	0	0	0	0	0
Brunswick County	0	0	0	0	0
Buchanan County	0	0	0	0	0
Buckingham County	0	0	0	0	0
Buena Vista City	0	0	0	0	0
Campbell County	0	0	0	0	0
Caroline County	0	0	0	0	0
Carroll County	0	0	0	0	0
Charles City County	0	0	0	0	0
Charlotte County	0	0	0	0	0
Charlottesville City	0	0	0	0	0
Chesapeake City	0	0	0	0	0
Chesterfield County	0	0	0	0	0
Clarke County	0	0	0	0	0
Clifton Forge City	0	0	0	0	0
Colonial Heights City	0	0	0	0	0
Covington City	0	0	0	0	0
Craig County	0	0	0	0	0
Culpeper County	0	0	0	0	0
Cumberland County	0	0	0	0	0
Danville City	0	0	0	0	0
Dickenson County	0	0	0	0	0

APPENDIX R: DUI Charges and Convictions in Virginia by Locality

Other Commercial DUI Charges (\$ 46.2-341.29 and § 46.2-341.31)	2017	2018	2019	2020	2021
Dinwiddie County	0	0	0	0	0
Emporia City	0	0	0	0	0
Essex County	0	0	0	0	0
Fairfax County	0	0	0	0	0
Fairfax City	0	0	0	0	0
Falls Church City	0	0	0	0	0
Fauquier County	0	0	0	0	0
Floyd County	0	0	0	0	0
Fluvanna County	0	0	0	0	0
Franklin County	0	0	0	0	0
Franklin City	0	0	0	0	0
Frederick County	0	0	0	0	0
Fredericksburg City	0	0	0	0	0
Galax City	0	0	0	0	0
Giles County	0	0	0	0	0
Gloucester County	0	0	0	0	0
Goochland County	0	0	0	0	0
Grayson County	0	0	0	0	0
Greene County	0	0	0	0	0
Greensville County	0	0	0	0	0
Halifax County	0	0	0	0	0
Hampton City	0	0	0	0	0
Hanover County	0	0	0	0	0
Harrisonburg City	0	0	0	0	0
Henrico County	0	0	0	0	0
Henry County	0	0	0	0	0
Highland County	0	0	0	0	0
Hopewell City	0	0	0	0	0
Isle of Wight County	0	0	0	0	0
James City County	0	0	0	0	0
King George County	0	0	0	0	0
King William County	0	0	0	0	0
King and Queen County	0	0	0	0	0
Lancaster County	0	0	0	0	0
Lee County	0	0	0	0	0
Lexington City	0	0	0	0	0
Loudoun County	0	0	0	0	0
Louisa County	0	0	0	0	0
Lunenburg County	0	0	0	0	0
Lynchburg City	0	0	0	0	0
Madison County	0	0	0	0	0
Manassas City	0	0	0	0	0
Manassas Park City	0	0	0	0	0
Martinsville City	0	0	0	0	0
Mathews County	0	0	0	0	0
Mecklenburg County	0	0	0	0	0
Middlesex County	0	0	0	0	0
Montgomery County	0	0	0	0	0
Nelson County	0	0	0	0	0
New Kent County	0	0	0	0	0

APPENDIX R: DUI Charges and Convictions in Virginia by Locality

Other Commercial DUI Charges (\$ 46.2-341.29 and § 46.2-341.31)	2017	2018	2019	2020	2021
Newport News City	0	0	0	0	0
Norfolk City	0	0	0	0	0
Northampton County	0	0	0	0	0
Northumberland County	0	0	0	0	0
Norton City	0	0	0	0	0
Nottoway County	0	0	0	0	0
Orange County	0	0	0	0	0
Page County	0	0	0	0	0
Patrick County	0	0	0	0	0
Petersburg City	0	0	0	0	0
Pittsylvania County	0	0	0	0	0
Poquoson City	0	0	0	0	0
Portsmouth City	0	0	0	0	0
Powhatan County	0	0	0	0	0
Prince Edward County	0	0	0	0	0
Prince George County	0	0	0	0	0
Prince William County	0	0	0	0	0
Pulaski County	0	0	0	0	0
Radford City	0	0	0	0	0
Rappahannock County	0	0	0	0	0
Richmond County	0	0	0	0	0
Richmond City	0	0	0	0	0
Roanoke County	0	0	0	0	0
Roanoke City	0	0	0	0	0
Rockbridge County	0	0	0	0	0
Rockingham County	0	0	0	0	0
Russell County	0	0	0	0	0
Salem City	0	0	0	0	0
Scott County	0	0	0	0	0
Shenandoah County	0	0	0	0	0
Smyth County	0	0	0	0	0
South Boston City	0	0	0	0	0
Southampton County	0	0	0	0	0
Spotsylvania County	0	0	0	0	0
Stafford County	0	0	0	0	0
Staunton City	0	0	0	0	0
Suffolk City	0	0	0	0	0
Surry County	0	0	0	0	0
Sussex County	0	0	0	0	0
Tazewell County	0	0	0	0	0
Virginia Beach City	0	0	0	0	0
Warren County	0	0	0	0	0
Washington County	0	0	0	0	0
Waynesboro City	0	0	0	0	0
Westmoreland County	0	0	0	0	0
Williamsburg City	0	0	0	0	0
Winchester City	0	0	0	0	0
Wise County	0	0	0	0	0
Wythe County	0	0	0	0	0
York County	0	0	0	0	0

APPENDIX R: DUI Charges and Convictions in Virginia by Locality

Other Commercial DUI Charges (§ 46.2-341.29 and § 46.2-341.31)	2017	2018	2019	2020	2021
JDR DISTRICT COURT CHARGES					
§ 46.2-341.31 Statewide Total	0	0	0	0	0
Accomack County	0	0	0	0	0
Albemarle County	0	0	0	0	0
Alexandria City	0	0	0	0	0
Alleghany County	0	0	0	0	0
Amelia County	0	0	0	0	0
Amherst County	0	0	0	0	0
Appomattox County	0	0	0	0	0
Arlington County	0	0	0	0	0
Augusta County	0	0	0	0	0
Bath County	0	0	0	0	0
Bedford County	0	0	0	0	0
Bedford City	0	0	0	0	0
Bland County	0	0	0	0	0
Botetourt County	0	0	0	0	0
Bristol City	0	0	0	0	0
Brunswick County	0	0	0	0	0
Buchanan County	0	0	0	0	0
Buckingham County	0	0	0	0	0
Buena Vista City	0	0	0	0	0
Campbell County	0	0	0	0	0
Caroline County	0	0	0	0	0
Carroll County	0	0	0	0	0
Charles City County	0	0	0	0	0
Charlotte County	0	0	0	0	0
Charlottesville City	0	0	0	0	0
Chesapeake City	0	0	0	0	0
Chesterfield County	0	0	0	0	0
Clarke County	0	0	0	0	0
Clifton Forge City	0	0	0	0	0
Colonial Heights City	0	0	0	0	0
Covington City	0	0	0	0	0
Craig County	0	0	0	0	0
Culpeper County	0	0	0	0	0
Cumberland County	0	0	0	0	0
Danville City	0	0	0	0	0
Dickenson County	0	0	0	0	0
Dinwiddie County	0	0	0	0	0
Emporia City	0	0	0	0	0
Essex County	0	0	0	0	0
Fairfax County	0	0	0	0	0
Fairfax City	0	0	0	0	0
Falls Church City	0	0	0	0	0
Fauquier County	0	0	0	0	0
Floyd County	0	0	0	0	0
Fluvanna County	0	0	0	0	0
Franklin County	0	0	0	0	0

APPENDIX R: DUI Charges and Convictions in Virginia by Locality

Other Commercial DUI Charges (\$ 46.2-341.29 and § 46.2-341.31)	2017	2018	2019	2020	2021
Franklin City	0	0	0	0	0
Frederick County	0	0	0	0	0
Fredericksburg City	0	0	0	0	0
Galax City	0	0	0	0	0
Giles County	0	0	0	0	0
Gloucester County	0	0	0	0	0
Goochland County	0	0	0	0	0
Grayson County	0	0	0	0	0
Greene County	0	0	0	0	0
Greensville County	0	0	0	0	0
Halifax County	0	0	0	0	0
Hampton City	0	0	0	0	0
Hanover County	0	0	0	0	0
Harrisonburg City	0	0	0	0	0
Henrico County	0	0	0	0	0
Henry County	0	0	0	0	0
Highland County	0	0	0	0	0
Hopewell City	0	0	0	0	0
Isle of Wight County	0	0	0	0	0
James City County	0	0	0	0	0
King George County	0	0	0	0	0
King William County	0	0	0	0	0
King and Queen County	0	0	0	0	0
Lancaster County	0	0	0	0	0
Lee County	0	0	0	0	0
Lexington City	0	0	0	0	0
Loudoun County	0	0	0	0	0
Louisa County	0	0	0	0	0
Lunenburg County	0	0	0	0	0
Lynchburg City	0	0	0	0	0
Madison County	0	0	0	0	0
Manassas City	0	0	0	0	0
Manassas Park City	0	0	0	0	0
Martinsville City	0	0	0	0	0
Mathews County	0	0	0	0	0
Mecklenburg County	0	0	0	0	0
Middlesex County	0	0	0	0	0
Montgomery County	0	0	0	0	0
Nelson County	0	0	0	0	0
New Kent County	0	0	0	0	0
Newport News City	0	0	0	0	0
Norfolk City	0	0	0	0	0
Northampton County	0	0	0	0	0
Northumberland County	0	0	0	0	0
Norton City	0	0	0	0	0
Nottoway County	0	0	0	0	0
Orange County	0	0	0	0	0
Page County	0	0	0	0	0
Patrick County	0	0	0	0	0
Petersburg City	0	0	0	0	0

APPENDIX R: DUI Charges and Convictions in Virginia by Locality

Other Commercial DUI Charges (§ 46.2-341.29 and § 46.2-341.31)	2017	2018	2019	2020	2021
Pittsylvania County	0	0	0	0	0
Poquoson City	0	0	0	0	0
Portsmouth City	0	0	0	0	0
Powhatan County	0	0	0	0	0
Prince Edward County	0	0	0	0	0
Prince George County	0	0	0	0	0
Prince William County	0	0	0	0	0
Pulaski County	0	0	0	0	0
Radford City	0	0	0	0	0
Rappahannock County	0	0	0	0	0
Richmond County	0	0	0	0	0
Richmond City	0	0	0	0	0
Roanoke County	0	0	0	0	0
Roanoke City	0	0	0	0	0
Rockbridge County	0	0	0	0	0
Rockingham County	0	0	0	0	0
Russell County	0	0	0	0	0
Salem City	0	0	0	0	0
Scott County	0	0	0	0	0
Shenandoah County	0	0	0	0	0
Smyth County	0	0	0	0	0
South Boston City	0	0	0	0	0
Southampton County	0	0	0	0	0
Spotsylvania County	0	0	0	0	0
Stafford County	0	0	0	0	0
Staunton City	0	0	0	0	0
Suffolk City	0	0	0	0	0
Surry County	0	0	0	0	0
Sussex County	0	0	0	0	0
Tazewell County	0	0	0	0	0
Virginia Beach City	0	0	0	0	0
Warren County	0	0	0	0	0
Washington County	0	0	0	0	0
Waynesboro City	0	0	0	0	0
Westmoreland County	0	0	0	0	0
Williamsburg City	0	0	0	0	0
Winchester City	0	0	0	0	0
Wise County	0	0	0	0	0
Wythe County	0	0	0	0	0
York County	0	0	0	0	0

APPENDIX R: DUI Charges and Convictions in Virginia by Locality

Other Commercial DUI Convictions (§ 46.2-341.29 and § 46.2-341.31)	2017	2018	2019	2020	2021
CIRCUIT COURT CONVICTIONS					
§ 46.2-341.29 Statewide Total	0	0	0	0	0
Accomack County	0	0	0	0	0
Albemarle County	0	0	0	0	0
Alexandria City	0	0	0	0	0
Alleghany County	0	0	0	0	0
Amelia County	0	0	0	0	0
Amherst County	0	0	0	0	0
Appomattox County	0	0	0	0	0
Arlington County	0	0	0	0	0
Augusta County	0	0	0	0	0
Bath County	0	0	0	0	0
Bedford County	0	0	0	0	0
Bedford City	0	0	0	0	0
Bland County	0	0	0	0	0
Botetourt County	0	0	0	0	0
Bristol City	0	0	0	0	0
Brunswick County	0	0	0	0	0
Buchanan County	0	0	0	0	0
Buckingham County	0	0	0	0	0
Buena Vista City	0	0	0	0	0
Campbell County	0	0	0	0	0
Caroline County	0	0	0	0	0
Carroll County	0	0	0	0	0
Charles City County	0	0	0	0	0
Charlotte County	0	0	0	0	0
Charlottesville City	0	0	0	0	0
Chesapeake City	0	0	0	0	0
Chesterfield County	0	0	0	0	0
Clarke County	0	0	0	0	0
Clifton Forge City	0	0	0	0	0
Colonial Heights City	0	0	0	0	0
Covington City	0	0	0	0	0
Craig County	0	0	0	0	0
Culpeper County	0	0	0	0	0
Cumberland County	0	0	0	0	0
Danville City	0	0	0	0	0
Dickenson County	0	0	0	0	0
Dinwiddie County	0	0	0	0	0
Emporia City	0	0	0	0	0
Essex County	0	0	0	0	0
Fairfax County	0	0	0	0	0
Fairfax City	0	0	0	0	0
Falls Church City	0	0	0	0	0
Fauquier County	0	0	0	0	0

APPENDIX R: DUI Charges and Convictions in Virginia by Locality

Other Commercial DUI Convictions (§ 46.2-341.29 and § 46.2-341.31)	2017	2018	2019	2020	2021
Floyd County	0	0	0	0	0
Fluvanna County	0	0	0	0	0
Franklin County	0	0	0	0	0
Franklin City	0	0	0	0	0
Frederick County	0	0	0	0	0
Fredericksburg City	0	0	0	0	0
Galax City	0	0	0	0	0
Giles County	0	0	0	0	0
Gloucester County	0	0	0	0	0
Goochland County	0	0	0	0	0
Grayson County	0	0	0	0	0
Greene County	0	0	0	0	0
Greensville County	0	0	0	0	0
Halifax County	0	0	0	0	0
Hampton City	0	0	0	0	0
Hanover County	0	0	0	0	0
Harrisonburg City	0	0	0	0	0
Henrico County	0	0	0	0	0
Henry County	0	0	0	0	0
Highland County	0	0	0	0	0
Hopewell City	0	0	0	0	0
Isle of Wight County	0	0	0	0	0
James City County	0	0	0	0	0
King George County	0	0	0	0	0
King William County	0	0	0	0	0
King and Queen County	0	0	0	0	0
Lancaster County	0	0	0	0	0
Lee County	0	0	0	0	0
Lexington City	0	0	0	0	0
Loudoun County	0	0	0	0	0
Louisa County	0	0	0	0	0
Lunenburg County	0	0	0	0	0
Lynchburg City	0	0	0	0	0
Madison County	0	0	0	0	0
Manassas City	0	0	0	0	0
Manassas Park City	0	0	0	0	0
Martinsville City	0	0	0	0	0
Mathews County	0	0	0	0	0
Mecklenburg County	0	0	0	0	0
Middlesex County	0	0	0	0	0
Montgomery County	0	0	0	0	0
Nelson County	0	0	0	0	0
New Kent County	0	0	0	0	0
Newport News City	0	0	0	0	0
Norfolk City	0	0	0	0	0
Northampton County	0	0	0	0	0
Northumberland County	0	0	0	0	0

APPENDIX R: DUI Charges and Convictions in Virginia by Locality

Other Commercial DUI Convictions (§ 46.2-341.29 and § 46.2-341.31)	2017	2018	2019	2020	2021
Norton City	0	0	0	0	0
Nottoway County	0	0	0	0	0
Orange County	0	0	0	0	0
Page County	0	0	0	0	0
Patrick County	0	0	0	0	0
Petersburg City	0	0	0	0	0
Pittsylvania County	0	0	0	0	0
Poquoson City	0	0	0	0	0
Portsmouth City	0	0	0	0	0
Powhatan County	0	0	0	0	0
Prince Edward County	0	0	0	0	0
Prince George County	0	0	0	0	0
Prince William County	0	0	0	0	0
Pulaski County	0	0	0	0	0
Radford City	0	0	0	0	0
Rappahannock County	0	0	0	0	0
Richmond County	0	0	0	0	0
Richmond City	0	0	0	0	0
Roanoke County	0	0	0	0	0
Roanoke City	0	0	0	0	0
Rockbridge County	0	0	0	0	0
Rockingham County	0	0	0	0	0
Russell County	0	0	0	0	0
Salem City	0	0	0	0	0
Scott County	0	0	0	0	0
Shenandoah County	0	0	0	0	0
Smyth County	0	0	0	0	0
South Boston City	0	0	0	0	0
Southampton County	0	0	0	0	0
Spotsylvania County	0	0	0	0	0
Stafford County	0	0	0	0	0
Staunton City	0	0	0	0	0
Suffolk City	0	0	0	0	0
Surry County	0	0	0	0	0
Sussex County	0	0	0	0	0
Tazewell County	0	0	0	0	0
Virginia Beach City	0	0	0	0	0
Warren County	0	0	0	0	0
Washington County	0	0	0	0	0
Waynesboro City	0	0	0	0	0
Westmoreland County	0	0	0	0	0
Williamsburg City	0	0	0	0	0
Winchester City	0	0	0	0	0
Wise County	0	0	0	0	0
Wythe County	0	0	0	0	0
York County	0	0	0	0	0

APPENDIX R: DUI Charges and Convictions in Virginia by Locality

Other Commercial DUI Convictions (§ 46.2-341.29 and § 46.2-341.31)	2017	2018	2019	2020	2021
CIRCUIT COURT CONVICTIONS					
§ 46.2-341.31 Statewide Total	0	0	0	0	0
Accomack County	0	0	0	0	0
Albemarle County	0	0	0	0	0
Alexandria City	0	0	0	0	0
Alleghany County	0	0	0	0	0
Amelia County	0	0	0	0	0
Amherst County	0	0	0	0	0
Appomattox County	0	0	0	0	0
Arlington County	0	0	0	0	0
Augusta County	0	0	0	0	0
Bath County	0	0	0	0	0
Bedford County	0	0	0	0	0
Bedford City	0	0	0	0	0
Bland County	0	0	0	0	0
Botetourt County	0	0	0	0	0
Bristol City	0	0	0	0	0
Brunswick County	0	0	0	0	0
Buchanan County	0	0	0	0	0
Buckingham County	0	0	0	0	0
Buena Vista City	0	0	0	0	0
Campbell County	0	0	0	0	0
Caroline County	0	0	0	0	0
Carroll County	0	0	0	0	0
Charles City County	0	0	0	0	0
Charlotte County	0	0	0	0	0
Charlottesville City	0	0	0	0	0
Chesapeake City	0	0	0	0	0
Chesterfield County	0	0	0	0	0
Clarke County	0	0	0	0	0
Clifton Forge City	0	0	0	0	0
Colonial Heights City	0	0	0	0	0
Covington City	0	0	0	0	0
Craig County	0	0	0	0	0
Culpeper County	0	0	0	0	0
Cumberland County	0	0	0	0	0
Danville City	0	0	0	0	0
Dickenson County	0	0	0	0	0
Dinwiddie County	0	0	0	0	0
Emporia City	0	0	0	0	0
Essex County	0	0	0	0	0
Fairfax County	0	0	0	0	0
Fairfax City	0	0	0	0	0
Falls Church City	0	0	0	0	0
Fauquier County	0	0	0	0	0

APPENDIX R: DUI Charges and Convictions in Virginia by Locality

Other Commercial DUI Convictions (§ 46.2-341.29 and § 46.2-341.31)	2017	2018	2019	2020	2021
Floyd County	0	0	0	0	0
Fluvanna County	0	0	0	0	0
Franklin County	0	0	0	0	0
Franklin City	0	0	0	0	0
Frederick County	0	0	0	0	0
Fredericksburg City	0	0	0	0	0
Galax City	0	0	0	0	0
Giles County	0	0	0	0	0
Gloucester County	0	0	0	0	0
Goochland County	0	0	0	0	0
Grayson County	0	0	0	0	0
Greene County	0	0	0	0	0
Greensville County	0	0	0	0	0
Halifax County	0	0	0	0	0
Hampton City	0	0	0	0	0
Hanover County	0	0	0	0	0
Harrisonburg City	0	0	0	0	0
Henrico County	0	0	0	0	0
Henry County	0	0	0	0	0
Highland County	0	0	0	0	0
Hopewell City	0	0	0	0	0
Isle of Wight County	0	0	0	0	0
James City County	0	0	0	0	0
King George County	0	0	0	0	0
King William County	0	0	0	0	0
King and Queen County	0	0	0	0	0
Lancaster County	0	0	0	0	0
Lee County	0	0	0	0	0
Lexington City	0	0	0	0	0
Loudoun County	0	0	0	0	0
Louisa County	0	0	0	0	0
Lunenburg County	0	0	0	0	0
Lynchburg City	0	0	0	0	0
Madison County	0	0	0	0	0
Manassas City	0	0	0	0	0
Manassas Park City	0	0	0	0	0
Martinsville City	0	0	0	0	0
Mathews County	0	0	0	0	0
Mecklenburg County	0	0	0	0	0
Middlesex County	0	0	0	0	0
Montgomery County	0	0	0	0	0
Nelson County	0	0	0	0	0
New Kent County	0	0	0	0	0
Newport News City	0	0	0	0	0
Norfolk City	0	0	0	0	0
Northampton County	0	0	0	0	0
Northumberland County	0	0	0	0	0

APPENDIX R: DUI Charges and Convictions in Virginia by Locality

Other Commercial DUI Convictions (§ 46.2-341.29 and § 46.2-341.31)	2017	2018	2019	2020	2021
Norton City	0	0	0	0	0
Nottoway County	0	0	0	0	0
Orange County	0	0	0	0	0
Page County	0	0	0	0	0
Patrick County	0	0	0	0	0
Petersburg City	0	0	0	0	0
Pittsylvania County	0	0	0	0	0
Poquoson City	0	0	0	0	0
Portsmouth City	0	0	0	0	0
Powhatan County	0	0	0	0	0
Prince Edward County	0	0	0	0	0
Prince George County	0	0	0	0	0
Prince William County	0	0	0	0	0
Pulaski County	0	0	0	0	0
Radford City	0	0	0	0	0
Rappahannock County	0	0	0	0	0
Richmond County	0	0	0	0	0
Richmond City	0	0	0	0	0
Roanoke County	0	0	0	0	0
Roanoke City	0	0	0	0	0
Rockbridge County	0	0	0	0	0
Rockingham County	0	0	0	0	0
Russell County	0	0	0	0	0
Salem City	0	0	0	0	0
Scott County	0	0	0	0	0
Shenandoah County	0	0	0	0	0
Smyth County	0	0	0	0	0
South Boston City	0	0	0	0	0
Southampton County	0	0	0	0	0
Spotsylvania County	0	0	0	0	0
Stafford County	0	0	0	0	0
Staunton City	0	0	0	0	0
Suffolk City	0	0	0	0	0
Surry County	0	0	0	0	0
Sussex County	0	0	0	0	0
Tazewell County	0	0	0	0	0
Virginia Beach City	0	0	0	0	0
Warren County	0	0	0	0	0
Washington County	0	0	0	0	0
Waynesboro City	0	0	0	0	0
Westmoreland County	0	0	0	0	0
Williamsburg City	0	0	0	0	0
Winchester City	0	0	0	0	0
Wise County	0	0	0	0	0
Wythe County	0	0	0	0	0
York County	0	0	0	0	0

APPENDIX R: DUI Charges and Convictions in Virginia by Locality

Other Commercial DUI Convictions (§ 46.2-341.29 and § 46.2-341.31)	2017	2018	2019	2020	2021
GENERAL DISTRICT COURT CONVICTIONS					
§ 46.2-341.29 Statewide Total	1	0	0	0	0
Accomack County	0	0	0	0	0
Albemarle County	0	0	0	0	0
Alexandria City	0	0	0	0	0
Alleghany County	0	0	0	0	0
Amelia County	0	0	0	0	0
Amherst County	0	0	0	0	0
Appomattox County	0	0	0	0	0
Arlington County	0	0	0	0	0
Augusta County	0	0	0	0	0
Bath County	0	0	0	0	0
Bedford County	0	0	0	0	0
Bedford City	0	0	0	0	0
Bland County	0	0	0	0	0
Botetourt County	0	0	0	0	0
Bristol City	0	0	0	0	0
Brunswick County	0	0	0	0	0
Buchanan County	0	0	0	0	0
Buckingham County	0	0	0	0	0
Buena Vista City	0	0	0	0	0
Campbell County	0	0	0	0	0
Caroline County	0	0	0	0	0
Carroll County	0	0	0	0	0
Charles City County	0	0	0	0	0
Charlotte County	0	0	0	0	0
Charlottesville City	0	0	0	0	0
Chesapeake City	0	0	0	0	0
Chesterfield County	0	0	0	0	0
Clarke County	0	0	0	0	0
Clifton Forge City	0	0	0	0	0
Colonial Heights City	0	0	0	0	0
Covington City	0	0	0	0	0
Craig County	0	0	0	0	0
Culpeper County	0	0	0	0	0
Cumberland County	0	0	0	0	0
Danville City	0	0	0	0	0
Dickenson County	0	0	0	0	0
Dinwiddie County	0	0	0	0	0
Emporia City	0	0	0	0	0
Essex County	0	0	0	0	0
Fairfax County	0	0	0	0	0
Fairfax City	0	0	0	0	0
Falls Church City	0	0	0	0	0
Fauquier County	0	0	0	0	0

APPENDIX R: DUI Charges and Convictions in Virginia by Locality

Other Commercial DUI Convictions (§ 46.2-341.29 and § 46.2-341.31)	2017	2018	2019	2020	2021
Floyd County	0	0	0	0	0
Fluvanna County	0	0	0	0	0
Franklin County	0	0	0	0	0
Franklin City	0	0	0	0	0
Frederick County	0	0	0	0	0
Fredericksburg City	0	0	0	0	0
Galax City	0	0	0	0	0
Giles County	0	0	0	0	0
Gloucester County	0	0	0	0	0
Goochland County	0	0	0	0	0
Grayson County	0	0	0	0	0
Greene County	0	0	0	0	0
Greensville County	0	0	0	0	0
Halifax County	0	0	0	0	0
Hampton City	0	0	0	0	0
Hanover County	0	0	0	0	0
Harrisonburg City	0	0	0	0	0
Henrico County	0	0	0	0	0
Henry County	0	0	0	0	0
Highland County	0	0	0	0	0
Hopewell City	0	0	0	0	0
Isle of Wight County	0	0	0	0	0
James City County	0	0	0	0	0
King George County	0	0	0	0	0
King William County	0	0	0	0	0
King and Queen County	0	0	0	0	0
Lancaster County	0	0	0	0	0
Lee County	0	0	0	0	0
Lexington City	0	0	0	0	0
Loudoun County	0	0	0	0	0
Louisa County	0	0	0	0	0
Lunenburg County	0	0	0	0	0
Lynchburg City	0	0	0	0	0
Madison County	0	0	0	0	0
Manassas City	0	0	0	0	0
Manassas Park City	0	0	0	0	0
Martinsville City	0	0	0	0	0
Mathews County	0	0	0	0	0
Mecklenburg County	0	0	0	0	0
Middlesex County	0	0	0	0	0
Montgomery County	0	0	0	0	0
Nelson County	0	0	0	0	0
New Kent County	0	0	0	0	0
Newport News City	0	0	0	0	0
Norfolk City	0	0	0	0	0
Northampton County	0	0	0	0	0
Northumberland County	0	0	0	0	0

APPENDIX R: DUI Charges and Convictions in Virginia by Locality

Other Commercial DUI Convictions (§ 46.2-341.29 and § 46.2-341.31)	2017	2018	2019	2020	2021
Norton City	0	0	0	0	0
Nottoway County	0	0	0	0	0
Orange County	0	0	0	0	0
Page County	0	0	0	0	0
Patrick County	0	0	0	0	0
Petersburg City	0	0	0	0	0
Pittsylvania County	0	0	0	0	0
Poquoson City	0	0	0	0	0
Portsmouth City	0	0	0	0	0
Powhatan County	0	0	0	0	0
Prince Edward County	0	0	0	0	0
Prince George County	0	0	0	0	0
Prince William County	0	0	0	0	0
Pulaski County	0	0	0	0	0
Radford City	0	0	0	0	0
Rappahannock County	0	0	0	0	0
Richmond County	0	0	0	0	0
Richmond City	0	0	0	0	0
Roanoke County	0	0	0	0	0
Roanoke City	0	0	0	0	0
Rockbridge County	0	0	0	0	0
Rockingham County	0	0	0	0	0
Russell County	0	0	0	0	0
Salem City	0	0	0	0	0
Scott County	0	0	0	0	0
Shenandoah County	0	0	0	0	0
Smyth County	0	0	0	0	0
South Boston City	0	0	0	0	0
Southampton County	0	0	0	0	0
Spotsylvania County	0	0	0	0	0
Stafford County	0	0	0	0	0
Staunton City	0	0	0	0	0
Suffolk City	0	0	0	0	0
Surry County	0	0	0	0	0
Sussex County	0	0	0	0	0
Tazewell County	0	0	0	0	0
Virginia Beach City	0	0	0	0	0
Warren County	0	0	0	0	0
Washington County	0	0	0	0	0
Waynesboro City	0	0	0	0	0
Westmoreland County	0	0	0	0	0
Williamsburg City	0	0	0	0	0
Winchester City	0	0	0	0	0
Wise County	1	0	0	0	0
Wythe County	0	0	0	0	0
York County	0	0	0	0	0

APPENDIX R: DUI Charges and Convictions in Virginia by Locality

Other Commercial DUI Convictions (§ 46.2-341.29 and § 46.2-341.31)	2017	2018	2019	2020	2021
GENERAL DISTRICT COURT CONVICTIONS					
§ 46.2-341.31 Statewide Total	0	0	0	0	0
Accomack County	0	0	0	0	0
Albemarle County	0	0	0	0	0
Alexandria City	0	0	0	0	0
Alleghany County	0	0	0	0	0
Amelia County	0	0	0	0	0
Amherst County	0	0	0	0	0
Appomattox County	0	0	0	0	0
Arlington County	0	0	0	0	0
Augusta County	0	0	0	0	0
Bath County	0	0	0	0	0
Bedford County	0	0	0	0	0
Bedford City	0	0	0	0	0
Bland County	0	0	0	0	0
Botetourt County	0	0	0	0	0
Bristol City	0	0	0	0	0
Brunswick County	0	0	0	0	0
Buchanan County	0	0	0	0	0
Buckingham County	0	0	0	0	0
Buena Vista City	0	0	0	0	0
Campbell County	0	0	0	0	0
Caroline County	0	0	0	0	0
Carroll County	0	0	0	0	0
Charles City County	0	0	0	0	0
Charlotte County	0	0	0	0	0
Charlottesville City	0	0	0	0	0
Chesapeake City	0	0	0	0	0
Chesterfield County	0	0	0	0	0
Clarke County	0	0	0	0	0
Clifton Forge City	0	0	0	0	0
Colonial Heights City	0	0	0	0	0
Covington City	0	0	0	0	0
Craig County	0	0	0	0	0
Culpeper County	0	0	0	0	0
Cumberland County	0	0	0	0	0
Danville City	0	0	0	0	0
Dickenson County	0	0	0	0	0
Dinwiddie County	0	0	0	0	0
Emporia City	0	0	0	0	0
Essex County	0	0	0	0	0
Fairfax County	0	0	0	0	0
Fairfax City	0	0	0	0	0
Falls Church City	0	0	0	0	0
Fauquier County	0	0	0	0	0

APPENDIX R: DUI Charges and Convictions in Virginia by Locality

Other Commercial DUI Convictions (§ 46.2-341.29 and § 46.2-341.31)	2017	2018	2019	2020	2021
Floyd County	0	0	0	0	0
Fluvanna County	0	0	0	0	0
Franklin County	0	0	0	0	0
Franklin City	0	0	0	0	0
Frederick County	0	0	0	0	0
Fredericksburg City	0	0	0	0	0
Galax City	0	0	0	0	0
Giles County	0	0	0	0	0
Gloucester County	0	0	0	0	0
Goochland County	0	0	0	0	0
Grayson County	0	0	0	0	0
Greene County	0	0	0	0	0
Greensville County	0	0	0	0	0
Halifax County	0	0	0	0	0
Hampton City	0	0	0	0	0
Hanover County	0	0	0	0	0
Harrisonburg City	0	0	0	0	0
Henrico County	0	0	0	0	0
Henry County	0	0	0	0	0
Highland County	0	0	0	0	0
Hopewell City	0	0	0	0	0
Isle of Wight County	0	0	0	0	0
James City County	0	0	0	0	0
King George County	0	0	0	0	0
King William County	0	0	0	0	0
King and Queen County	0	0	0	0	0
Lancaster County	0	0	0	0	0
Lee County	0	0	0	0	0
Lexington City	0	0	0	0	0
Loudoun County	0	0	0	0	0
Louisa County	0	0	0	0	0
Lunenburg County	0	0	0	0	0
Lynchburg City	0	0	0	0	0
Madison County	0	0	0	0	0
Manassas City	0	0	0	0	0
Manassas Park City	0	0	0	0	0
Martinsville City	0	0	0	0	0
Mathews County	0	0	0	0	0
Mecklenburg County	0	0	0	0	0
Middlesex County	0	0	0	0	0
Montgomery County	0	0	0	0	0
Nelson County	0	0	0	0	0
New Kent County	0	0	0	0	0
Newport News City	0	0	0	0	0
Norfolk City	0	0	0	0	0
Northampton County	0	0	0	0	0
Northumberland County	0	0	0	0	0

APPENDIX R: DUI Charges and Convictions in Virginia by Locality

Other Commercial DUI Convictions (§ 46.2-341.29 and § 46.2-341.31)	2017	2018	2019	2020	2021
Norton City	0	0	0	0	0
Nottoway County	0	0	0	0	0
Orange County	0	0	0	0	0
Page County	0	0	0	0	0
Patrick County	0	0	0	0	0
Petersburg City	0	0	0	0	0
Pittsylvania County	0	0	0	0	0
Poquoson City	0	0	0	0	0
Portsmouth City	0	0	0	0	0
Powhatan County	0	0	0	0	0
Prince Edward County	0	0	0	0	0
Prince George County	0	0	0	0	0
Prince William County	0	0	0	0	0
Pulaski County	0	0	0	0	0
Radford City	0	0	0	0	0
Rappahannock County	0	0	0	0	0
Richmond County	0	0	0	0	0
Richmond City	0	0	0	0	0
Roanoke County	0	0	0	0	0
Roanoke City	0	0	0	0	0
Rockbridge County	0	0	0	0	0
Rockingham County	0	0	0	0	0
Russell County	0	0	0	0	0
Salem City	0	0	0	0	0
Scott County	0	0	0	0	0
Shenandoah County	0	0	0	0	0
Smyth County	0	0	0	0	0
South Boston City	0	0	0	0	0
Southampton County	0	0	0	0	0
Spotsylvania County	0	0	0	0	0
Stafford County	0	0	0	0	0
Staunton City	0	0	0	0	0
Suffolk City	0	0	0	0	0
Surry County	0	0	0	0	0
Sussex County	0	0	0	0	0
Tazewell County	0	0	0	0	0
Virginia Beach City	0	0	0	0	0
Warren County	0	0	0	0	0
Washington County	0	0	0	0	0
Waynesboro City	0	0	0	0	0
Westmoreland County	0	0	0	0	0
Williamsburg City	0	0	0	0	0
Winchester City	0	0	0	0	0
Wise County	0	0	0	0	0
Wythe County	0	0	0	0	0
York County	0	0	0	0	0

APPENDIX R: DUI Charges and Convictions in Virginia by Locality

Other Commercial DUI Convictions (§ 46.2-341.29 and § 46.2-341.31)	2017	2018	2019	2020	2021
JDR DISTRICT COURT CONVICTIONS					
§ 46.2-341.29 Statewide Total	0	0	0	0	0
Accomack County	0	0	0	0	0
Albemarle County	0	0	0	0	0
Alexandria City	0	0	0	0	0
Alleghany County	0	0	0	0	0
Amelia County	0	0	0	0	0
Amherst County	0	0	0	0	0
Appomattox County	0	0	0	0	0
Arlington County	0	0	0	0	0
Augusta County	0	0	0	0	0
Bath County	0	0	0	0	0
Bedford County	0	0	0	0	0
Bedford City	0	0	0	0	0
Bland County	0	0	0	0	0
Botetourt County	0	0	0	0	0
Bristol City	0	0	0	0	0
Brunswick County	0	0	0	0	0
Buchanan County	0	0	0	0	0
Buckingham County	0	0	0	0	0
Buena Vista City	0	0	0	0	0
Campbell County	0	0	0	0	0
Caroline County	0	0	0	0	0
Carroll County	0	0	0	0	0
Charles City County	0	0	0	0	0
Charlotte County	0	0	0	0	0
Charlottesville City	0	0	0	0	0
Chesapeake City	0	0	0	0	0
Chesterfield County	0	0	0	0	0
Clarke County	0	0	0	0	0
Clifton Forge City	0	0	0	0	0
Colonial Heights City	0	0	0	0	0
Covington City	0	0	0	0	0
Craig County	0	0	0	0	0
Culpeper County	0	0	0	0	0
Cumberland County	0	0	0	0	0
Danville City	0	0	0	0	0
Dickenson County	0	0	0	0	0
Dinwiddie County	0	0	0	0	0
Emporia City	0	0	0	0	0
Essex County	0	0	0	0	0
Fairfax County	0	0	0	0	0
Fairfax City	0	0	0	0	0
Falls Church City	0	0	0	0	0
Fauquier County	0	0	0	0	0

APPENDIX R: DUI Charges and Convictions in Virginia by Locality

Other Commercial DUI Convictions (§ 46.2-341.29 and § 46.2-341.31)	2017	2018	2019	2020	2021
Floyd County	0	0	0	0	0
Fluvanna County	0	0	0	0	0
Franklin County	0	0	0	0	0
Franklin City	0	0	0	0	0
Frederick County	0	0	0	0	0
Fredericksburg City	0	0	0	0	0
Galax City	0	0	0	0	0
Giles County	0	0	0	0	0
Gloucester County	0	0	0	0	0
Goochland County	0	0	0	0	0
Grayson County	0	0	0	0	0
Greene County	0	0	0	0	0
Greensville County	0	0	0	0	0
Halifax County	0	0	0	0	0
Hampton City	0	0	0	0	0
Hanover County	0	0	0	0	0
Harrisonburg City	0	0	0	0	0
Henrico County	0	0	0	0	0
Henry County	0	0	0	0	0
Highland County	0	0	0	0	0
Hopewell City	0	0	0	0	0
Isle of Wight County	0	0	0	0	0
James City County	0	0	0	0	0
King George County	0	0	0	0	0
King William County	0	0	0	0	0
King and Queen County	0	0	0	0	0
Lancaster County	0	0	0	0	0
Lee County	0	0	0	0	0
Lexington City	0	0	0	0	0
Loudoun County	0	0	0	0	0
Louisa County	0	0	0	0	0
Lunenburg County	0	0	0	0	0
Lynchburg City	0	0	0	0	0
Madison County	0	0	0	0	0
Manassas City	0	0	0	0	0
Manassas Park City	0	0	0	0	0
Martinsville City	0	0	0	0	0
Mathews County	0	0	0	0	0
Mecklenburg County	0	0	0	0	0
Middlesex County	0	0	0	0	0
Montgomery County	0	0	0	0	0
Nelson County	0	0	0	0	0
New Kent County	0	0	0	0	0
Newport News City	0	0	0	0	0
Norfolk City	0	0	0	0	0
Northampton County	0	0	0	0	0
Northumberland County	0	0	0	0	0

APPENDIX R: DUI Charges and Convictions in Virginia by Locality

Other Commercial DUI Convictions (§ 46.2-341.29 and § 46.2-341.31)	2017	2018	2019	2020	2021
Norton City	0	0	0	0	0
Nottoway County	0	0	0	0	0
Orange County	0	0	0	0	0
Page County	0	0	0	0	0
Patrick County	0	0	0	0	0
Petersburg City	0	0	0	0	0
Pittsylvania County	0	0	0	0	0
Poquoson City	0	0	0	0	0
Portsmouth City	0	0	0	0	0
Powhatan County	0	0	0	0	0
Prince Edward County	0	0	0	0	0
Prince George County	0	0	0	0	0
Prince William County	0	0	0	0	0
Pulaski County	0	0	0	0	0
Radford City	0	0	0	0	0
Rappahannock County	0	0	0	0	0
Richmond County	0	0	0	0	0
Richmond City	0	0	0	0	0
Roanoke County	0	0	0	0	0
Roanoke City	0	0	0	0	0
Rockbridge County	0	0	0	0	0
Rockingham County	0	0	0	0	0
Russell County	0	0	0	0	0
Salem City	0	0	0	0	0
Scott County	0	0	0	0	0
Shenandoah County	0	0	0	0	0
Smyth County	0	0	0	0	0
South Boston City	0	0	0	0	0
Southampton County	0	0	0	0	0
Spotsylvania County	0	0	0	0	0
Stafford County	0	0	0	0	0
Staunton City	0	0	0	0	0
Suffolk City	0	0	0	0	0
Surry County	0	0	0	0	0
Sussex County	0	0	0	0	0
Tazewell County	0	0	0	0	0
Virginia Beach City	0	0	0	0	0
Warren County	0	0	0	0	0
Washington County	0	0	0	0	0
Waynesboro City	0	0	0	0	0
Westmoreland County	0	0	0	0	0
Williamsburg City	0	0	0	0	0
Winchester City	0	0	0	0	0
Wise County	0	0	0	0	0
Wythe County	0	0	0	0	0
York County	0	0	0	0	0

APPENDIX R: DUI Charges and Convictions in Virginia by Locality

Other Commercial DUI Convictions (§ 46.2-341.29 and § 46.2-341.31)	2017	2018	2019	2020	2021
JDR DISTRICT COURT CONVICTIONS					
§ 46.2-341.31 Statewide Total	0	0	0	0	0
Accomack County	0	0	0	0	0
Albemarle County	0	0	0	0	0
Alexandria City	0	0	0	0	0
Alleghany County	0	0	0	0	0
Amelia County	0	0	0	0	0
Amherst County	0	0	0	0	0
Appomattox County	0	0	0	0	0
Arlington County	0	0	0	0	0
Augusta County	0	0	0	0	0
Bath County	0	0	0	0	0
Bedford County	0	0	0	0	0
Bedford City	0	0	0	0	0
Bland County	0	0	0	0	0
Botetourt County	0	0	0	0	0
Bristol City	0	0	0	0	0
Brunswick County	0	0	0	0	0
Buchanan County	0	0	0	0	0
Buckingham County	0	0	0	0	0
Buena Vista City	0	0	0	0	0
Campbell County	0	0	0	0	0
Caroline County	0	0	0	0	0
Carroll County	0	0	0	0	0
Charles City County	0	0	0	0	0
Charlotte County	0	0	0	0	0
Charlottesville City	0	0	0	0	0
Chesapeake City	0	0	0	0	0
Chesterfield County	0	0	0	0	0
Clarke County	0	0	0	0	0
Clifton Forge City	0	0	0	0	0
Colonial Heights City	0	0	0	0	0
Covington City	0	0	0	0	0
Craig County	0	0	0	0	0
Culpeper County	0	0	0	0	0
Cumberland County	0	0	0	0	0
Danville City	0	0	0	0	0
Dickenson County	0	0	0	0	0
Dinwiddie County	0	0	0	0	0
Emporia City	0	0	0	0	0
Essex County	0	0	0	0	0
Fairfax County	0	0	0	0	0
Fairfax City	0	0	0	0	0
Falls Church City	0	0	0	0	0
Fauquier County	0	0	0	0	0

APPENDIX R: DUI Charges and Convictions in Virginia by Locality

Other Commercial DUI Convictions (§ 46.2-341.29 and § 46.2-341.31)	2017	2018	2019	2020	2021
Floyd County	0	0	0	0	0
Fluvanna County	0	0	0	0	0
Franklin County	0	0	0	0	0
Franklin City	0	0	0	0	0
Frederick County	0	0	0	0	0
Fredericksburg City	0	0	0	0	0
Galax City	0	0	0	0	0
Giles County	0	0	0	0	0
Gloucester County	0	0	0	0	0
Goochland County	0	0	0	0	0
Grayson County	0	0	0	0	0
Greene County	0	0	0	0	0
Greensville County	0	0	0	0	0
Halifax County	0	0	0	0	0
Hampton City	0	0	0	0	0
Hanover County	0	0	0	0	0
Harrisonburg City	0	0	0	0	0
Henrico County	0	0	0	0	0
Henry County	0	0	0	0	0
Highland County	0	0	0	0	0
Hopewell City	0	0	0	0	0
Isle of Wight County	0	0	0	0	0
James City County	0	0	0	0	0
King George County	0	0	0	0	0
King William County	0	0	0	0	0
King and Queen County	0	0	0	0	0
Lancaster County	0	0	0	0	0
Lee County	0	0	0	0	0
Lexington City	0	0	0	0	0
Loudoun County	0	0	0	0	0
Louisa County	0	0	0	0	0
Lunenburg County	0	0	0	0	0
Lynchburg City	0	0	0	0	0
Madison County	0	0	0	0	0
Manassas City	0	0	0	0	0
Manassas Park City	0	0	0	0	0
Martinsville City	0	0	0	0	0
Mathews County	0	0	0	0	0
Mecklenburg County	0	0	0	0	0
Middlesex County	0	0	0	0	0
Montgomery County	0	0	0	0	0
Nelson County	0	0	0	0	0
New Kent County	0	0	0	0	0
Newport News City	0	0	0	0	0
Norfolk City	0	0	0	0	0
Northampton County	0	0	0	0	0
Northumberland County	0	0	0	0	0

APPENDIX R: DUI Charges and Convictions in Virginia by Locality

Other Commercial DUI Convictions (§ 46.2-341.29 and § 46.2-341.31)	2017	2018	2019	2020	2021
Norton City	0	0	0	0	0
Nottoway County	0	0	0	0	0
Orange County	0	0	0	0	0
Page County	0	0	0	0	0
Patrick County	0	0	0	0	0
Petersburg City	0	0	0	0	0
Pittsylvania County	0	0	0	0	0
Poquoson City	0	0	0	0	0
Portsmouth City	0	0	0	0	0
Powhatan County	0	0	0	0	0
Prince Edward County	0	0	0	0	0
Prince George County	0	0	0	0	0
Prince William County	0	0	0	0	0
Pulaski County	0	0	0	0	0
Radford City	0	0	0	0	0
Rappahannock County	0	0	0	0	0
Richmond County	0	0	0	0	0
Richmond City	0	0	0	0	0
Roanoke County	0	0	0	0	0
Roanoke City	0	0	0	0	0
Rockbridge County	0	0	0	0	0
Rockingham County	0	0	0	0	0
Russell County	0	0	0	0	0
Salem City	0	0	0	0	0
Scott County	0	0	0	0	0
Shenandoah County	0	0	0	0	0
Smyth County	0	0	0	0	0
South Boston City	0	0	0	0	0
Southampton County	0	0	0	0	0
Spotsylvania County	0	0	0	0	0
Stafford County	0	0	0	0	0
Staunton City	0	0	0	0	0
Suffolk City	0	0	0	0	0
Surry County	0	0	0	0	0
Sussex County	0	0	0	0	0
Tazewell County	0	0	0	0	0
Virginia Beach City	0	0	0	0	0
Warren County	0	0	0	0	0
Washington County	0	0	0	0	0
Waynesboro City	0	0	0	0	0
Westmoreland County	0	0	0	0	0
Williamsburg City	0	0	0	0	0
Winchester City	0	0	0	0	0
Wise County	0	0	0	0	0
Wythe County	0	0	0	0	0
York County	0	0	0	0	0

APPENDIX R: DUI Charges and Convictions in Virginia by Locality

DUI Offenses - Type Not Clear and Ordinance Violation Charges	2017	2018	2019	2020	2021
CIRCUIT COURT CHARGES					
DUI - Type Not Clear Statewide Total	11	9	10	5	7
Accomack County	0	0	0	0	0
Albemarle County	0	0	0	0	0
Alexandria City	0	0	0	0	0
Alleghany County	0	0	0	0	0
Amelia County	0	0	0	0	0
Amherst County	0	0	0	0	0
Appomattox County	0	0	0	0	0
Arlington County	0	0	0	0	0
Augusta County	0	0	0	0	0
Bath County	0	0	0	0	0
Bedford County	0	0	0	0	0
Bedford City	0	0	0	0	0
Bland County	0	0	0	0	0
Botetourt County	0	0	0	0	0
Bristol City	0	0	0	0	0
Brunswick County	0	0	0	0	0
Buchanan County	0	0	0	0	0
Buckingham County	0	0	0	0	0
Buena Vista City	0	0	0	0	0
Campbell County	0	1	0	1	0
Caroline County	0	0	0	0	0
Carroll County	0	0	0	0	0
Charles City County	0	0	0	0	0
Charlotte County	0	0	0	0	0
Charlottesville City	0	0	0	0	0
Chesapeake City	0	0	0	0	0
Chesterfield County	9	1	4	4	4
Clarke County	0	0	0	0	0
Clifton Forge City	0	0	0	0	0
Colonial Heights City	0	0	0	0	0
Covington City	0	0	0	0	0
Craig County	0	0	0	0	0
Culpeper County	0	0	0	0	0
Cumberland County	0	0	0	0	0
Danville City	0	0	0	0	0
Dickenson County	0	0	0	0	0
Dinwiddie County	0	0	0	0	0
Emporia City	0	0	0	0	0
Essex County	0	0	0	0	0
Fairfax County	0	0	0	0	0
Fairfax City	0	0	0	0	0
Falls Church City	0	0	0	0	0
Fauquier County	0	0	0	0	0
Floyd County	0	0	0	0	0
Fluvanna County	0	0	0	0	0
Franklin County	0	0	0	0	0
Franklin City	0	0	0	0	0

APPENDIX R: DUI Charges and Convictions in Virginia by Locality

DUI Offenses - Type Not Clear and Ordinance Violation Charges	2017	2018	2019	2020	2021
Frederick County	0	0	0	0	0
Fredericksburg City	0	0	0	0	0
Galax City	0	0	0	0	0
Giles County	0	0	0	0	0
Gloucester County	0	0	0	0	0
Goochland County	0	0	0	0	0
Grayson County	0	0	0	0	0
Greene County	0	0	0	0	0
Greensville County	0	0	0	0	0
Halifax County	0	0	0	0	0
Hampton City	0	0	0	0	0
Hanover County	0	0	0	0	0
Harrisonburg City	0	0	0	0	0
Henrico County	0	0	0	0	0
Henry County	0	0	0	0	0
Highland County	0	0	0	0	0
Hopewell City	0	0	0	0	0
Isle of Wight County	0	0	0	0	0
James City County	0	0	0	0	0
King George County	0	0	0	0	0
King William County	0	0	0	0	0
King and Queen County	0	0	0	0	0
Lancaster County	0	0	0	0	0
Lee County	0	0	0	0	0
Lexington City	0	0	0	0	0
Loudoun County	0	0	1	0	0
Louisa County	0	0	0	0	0
Lunenburg County	0	0	0	0	0
Lynchburg City	0	0	0	0	0
Madison County	0	0	0	0	0
Manassas City	0	0	0	0	0
Manassas Park City	0	0	0	0	0
Martinsville City	0	0	0	0	0
Mathews County	0	0	0	0	0
Mecklenburg County	0	0	0	0	0
Middlesex County	0	0	0	0	0
Montgomery County	0	0	2	0	0
Nelson County	0	2	0	0	0
New Kent County	0	0	0	0	0
Newport News City	0	0	0	0	0
Norfolk City	0	0	0	0	0
Northampton County	0	0	0	0	0
Northumberland County	0	0	0	0	0
Norton City	0	0	0	0	0
Nottoway County	0	0	0	0	0
Orange County	0	0	0	0	0
Page County	0	0	0	0	0
Patrick County	0	0	0	0	0
Petersburg City	0	0	0	0	0
Pittsylvania County	0	0	0	0	0
Poquoson City	0	0	0	0	0

APPENDIX R: DUI Charges and Convictions in Virginia by Locality

DUI Offenses - Type Not Clear and Ordinance Violation Charges	2017	2018	2019	2020	2021
Portsmouth City	0	0	0	0	0
Powhatan County	0	0	0	0	0
Prince Edward County	0	0	0	0	0
Prince George County	0	0	0	0	0
Prince William County	0	0	0	0	0
Pulaski County	0	0	1	0	0
Radford City	0	0	0	0	0
Rappahannock County	0	0	0	0	0
Richmond County	0	0	0	0	0
Richmond City	0	0	0	0	0
Roanoke County	0	0	0	0	0
Roanoke City	0	0	0	0	0
Rockbridge County	0	0	0	0	0
Rockingham County	0	0	0	0	0
Russell County	0	0	0	0	0
Salem City	0	0	0	0	0
Scott County	0	0	0	0	0
Shenandoah County	0	0	0	0	0
Smyth County	0	0	0	0	0
South Boston City	0	0	0	0	0
Southampton County	0	0	0	0	0
Spotsylvania County	0	0	0	0	0
Stafford County	0	0	0	0	0
Staunton City	0	0	0	0	0
Suffolk City	0	0	0	0	0
Surry County	0	0	0	0	0
Sussex County	0	0	0	0	0
Tazewell County	0	0	0	0	0
Virginia Beach City	1	3	2	0	2
Warren County	0	0	0	0	0
Washington County	0	0	0	0	0
Waynesboro City	0	0	0	0	0
Westmoreland County	0	0	0	0	0
Williamsburg City	0	0	0	0	0
Winchester City	0	0	0	0	0
Wise County	1	2	0	0	0
Wythe County	0	0	0	0	1
York County	0	0	0	0	0
CIRCUIT COURT CHARGES					
Ordinance Violation Statewide Total	2	4	2	0	0
Accomack County	0	0	0	0	0
Albemarle County	0	0	0	0	0
Alexandria City	0	0	0	0	0
Alleghany County	0	0	0	0	0
Amelia County	0	0	0	0	0
Amherst County	0	0	0	0	0
Appomattox County	0	0	0	0	0
Arlington County	0	0	0	0	0
Augusta County	0	0	0	0	0

APPENDIX R: DUI Charges and Convictions in Virginia by Locality

DUI Offenses - Type Not Clear and Ordinance Violation Charges	2017	2018	2019	2020	2021
Bath County	0	0	0	0	0
Bedford County	0	0	0	0	0
Bedford City	0	0	0	0	0
Bland County	0	0	0	0	0
Botetourt County	0	0	0	0	0
Bristol City	0	0	0	0	0
Brunswick County	0	0	0	0	0
Buchanan County	0	0	0	0	0
Buckingham County	0	0	0	0	0
Buena Vista City	0	0	0	0	0
Campbell County	0	0	0	0	0
Caroline County	0	0	0	0	0
Carroll County	0	0	0	0	0
Charles City County	0	0	0	0	0
Charlotte County	0	0	0	0	0
Charlottesville City	0	0	0	0	0
Chesapeake City	0	0	0	0	0
Chesterfield County	0	0	0	0	0
Clarke County	0	0	0	0	0
Clifton Forge City	0	0	0	0	0
Colonial Heights City	0	0	0	0	0
Covington City	0	0	0	0	0
Craig County	0	0	0	0	0
Culpeper County	0	0	0	0	0
Cumberland County	0	0	0	0	0
Danville City	0	0	0	0	0
Dickenson County	0	0	0	0	0
Dinwiddie County	0	0	0	0	0
Emporia City	0	0	0	0	0
Essex County	0	0	0	0	0
Fairfax County	0	0	0	0	0
Fairfax City	0	0	0	0	0
Falls Church City	0	0	0	0	0
Fauquier County	0	0	0	0	0
Floyd County	0	0	0	0	0
Fluvanna County	0	0	0	0	0
Franklin County	0	0	0	0	0
Franklin City	0	0	0	0	0
Frederick County	0	0	0	0	0
Fredericksburg City	0	0	0	0	0
Galax City	0	0	0	0	0
Giles County	0	0	0	0	0
Gloucester County	0	0	0	0	0
Goochland County	0	0	0	0	0
Grayson County	0	0	0	0	0
Greene County	0	0	0	0	0
Greensville County	0	0	0	0	0
Halifax County	0	0	0	0	0
Hampton City	0	0	0	0	0
Hanover County	0	0	0	0	0
Harrisonburg City	0	0	0	0	0

APPENDIX R: DUI Charges and Convictions in Virginia by Locality

DUI Offenses - Type Not Clear and Ordinance Violation Charges	2017	2018	2019	2020	2021
Henrico County	0	0	0	0	0
Henry County	0	0	0	0	0
Highland County	0	0	0	0	0
Hopewell City	0	0	0	0	0
Isle of Wight County	0	0	0	0	0
James City County	0	0	0	0	0
King George County	0	0	0	0	0
King William County	0	0	0	0	0
King and Queen County	0	0	0	0	0
Lancaster County	0	0	0	0	0
Lee County	0	0	0	0	0
Lexington City	0	0	0	0	0
Loudoun County	0	0	0	0	0
Louisa County	0	0	0	0	0
Lunenburg County	0	0	0	0	0
Lynchburg City	0	0	0	0	0
Madison County	0	0	0	0	0
Manassas City	0	0	0	0	0
Manassas Park City	0	0	0	0	0
Martinsville City	0	0	0	0	0
Mathews County	0	0	0	0	0
Mecklenburg County	0	0	0	0	0
Middlesex County	0	0	0	0	0
Montgomery County	0	0	0	0	0
Nelson County	0	0	0	0	0
New Kent County	0	0	0	0	0
Newport News City	0	0	0	0	0
Norfolk City	0	0	0	0	0
Northampton County	0	0	0	0	0
Northumberland County	0	0	0	0	0
Norton City	0	0	0	0	0
Nottoway County	0	0	0	0	0
Orange County	0	0	0	0	0
Page County	0	0	0	0	0
Patrick County	0	0	0	0	0
Petersburg City	0	0	0	0	0
Pittsylvania County	0	0	0	0	0
Poquoson City	0	0	0	0	0
Portsmouth City	0	0	0	0	0
Powhatan County	0	0	0	0	0
Prince Edward County	0	0	0	0	0
Prince George County	0	0	0	0	0
Prince William County	0	0	0	0	0
Pulaski County	0	0	0	0	0
Radford City	0	0	0	0	0
Rappahannock County	0	0	0	0	0
Richmond County	0	0	0	0	0
Richmond City	0	0	0	0	0
Roanoke County	0	0	0	0	0
Roanoke City	0	0	0	0	0
Rockbridge County	0	0	0	0	0

APPENDIX R: DUI Charges and Convictions in Virginia by Locality

DUI Offenses - Type Not Clear and Ordinance Violation Charges	2017	2018	2019	2020	2021
Rockingham County	0	0	0	0	0
Russell County	0	0	0	0	0
Salem City	0	0	0	0	0
Scott County	0	0	0	0	0
Shenandoah County	0	0	0	0	0
Smyth County	0	0	0	0	0
South Boston City	0	0	0	0	0
Southampton County	0	0	0	0	0
Spotsylvania County	0	0	0	0	0
Stafford County	0	0	0	0	0
Staunton City	0	0	0	0	0
Suffolk City	0	0	0	0	0
Surry County	0	0	0	0	0
Sussex County	0	0	0	0	0
Tazewell County	0	0	0	0	0
Virginia Beach City	2	4	2	0	0
Warren County	0	0	0	0	0
Washington County	0	0	0	0	0
Waynesboro City	0	0	0	0	0
Westmoreland County	0	0	0	0	0
Williamsburg City	0	0	0	0	0
Winchester City	0	0	0	0	0
Wise County	0	0	0	0	0
Wythe County	0	0	0	0	0
York County	0	0	0	0	0
GENERAL DISTRICT COURT CHARGES					
DUI - Type Not Clear Statewide Total	164	131	85	42	29
Accomack County	3	2	2	0	1
Albemarle County	3	2	2	0	0
Alexandria City	2	0	0	0	0
Alleghany County	2	0	1	0	0
Amelia County	0	1	1	0	0
Amherst County	0	0	1	0	0
Appomattox County	0	0	0	0	0
Arlington County	3	1	2	8	1
Augusta County	0	1	1	0	0
Bath County	0	0	0	0	0
Bedford County	2	1	0	1	0
Bedford City	0	0	0	0	0
Bland County	0	0	0	0	0
Botetourt County	0	0	0	0	0
Bristol City	0	0	0	0	0
Brunswick County	5	1	0	0	0
Buchanan County	0	1	0	0	0
Buckingham County	2	1	0	0	0
Buena Vista City	0	0	0	0	0
Campbell County	6	1	4	0	0
Caroline County	0	0	0	0	0
Carroll County	0	1	0	0	0

APPENDIX R: DUI Charges and Convictions in Virginia by Locality

DUI Offenses - Type Not Clear and Ordinance Violation Charges	2017	2018	2019	2020	2021
Charles City County	0	0	0	0	0
Charlotte County	0	0	0	0	0
Charlottesville City	1	0	0	0	1
Chesapeake City	2	4	0	0	1
Chesterfield County	9	1	0	0	0
Clarke County	0	0	0	0	0
Clifton Forge City	0	0	0	0	0
Colonial Heights City	1	2	2	0	0
Covington City	0	0	0	0	0
Craig County	0	0	0	0	0
Culpeper County	0	0	0	0	0
Cumberland County	0	1	0	0	0
Danville City	1	0	0	0	0
Dickenson County	1	2	1	0	0
Dinwiddie County	4	11	2	1	0
Emporia City	0	1	0	0	0
Essex County	1	0	0	0	0
Fairfax County	2	2	1	2	0
Fairfax City	0	0	0	0	0
Falls Church City	0	0	0	0	0
Fauquier County	0	0	0	0	0
Floyd County	0	0	0	0	0
Fluvanna County	1	1	0	0	1
Franklin County	0	0	0	0	0
Franklin City	0	0	0	0	0
Frederick County	1	1	0	0	0
Fredericksburg City	1	4	1	0	0
Galax City	1	1	0	1	0
Giles County	0	0	0	0	0
Gloucester County	0	0	0	0	0
Goochland County	1	1	0	0	0
Grayson County	1	1	0	0	0
Greene County	0	0	0	0	0
Greensville County	2	3	0	0	0
Halifax County	3	2	3	7	3
Hampton City	3	1	2	4	0
Hanover County	1	0	0	0	0
Harrisonburg City	0	0	0	0	0
Henrico County	4	1	4	1	0
Henry County	0	0	0	0	0
Highland County	0	0	0	0	0
Hopewell City	1	1	3	0	0
Isle of Wight County	2	1	0	0	0
James City County	0	0	0	0	0
King George County	0	0	1	2	0
King William County	0	0	0	0	0
King and Queen County	0	0	0	0	0
Lancaster County	0	0	0	0	0
Lee County	1	0	0	0	1
Lexington City	0	0	0	0	0
Loudoun County	0	0	0	0	0

APPENDIX R: DUI Charges and Convictions in Virginia by Locality

DUI Offenses - Type Not Clear and Ordinance Violation Charges	2017	2018	2019	2020	2021
Louisa County	3	4	0	0	0
Lunenburg County	0	1	0	0	0
Lynchburg City	0	0	0	0	0
Madison County	0	0	0	0	0
Manassas City	0	0	0	0	0
Manassas Park City	0	0	0	0	0
Martinsville City	0	0	0	0	0
Mathews County	0	0	0	0	0
Mecklenburg County	0	0	1	0	2
Middlesex County	0	0	0	0	0
Montgomery County	1	0	0	0	0
Nelson County	2	2	0	0	0
New Kent County	0	0	0	0	0
Newport News City	1	4	8	0	1
Norfolk City	14	10	10	5	8
Northampton County	1	5	1	0	0
Northumberland County	0	0	0	0	0
Norton City	0	0	0	0	0
Nottoway County	1	0	1	0	0
Orange County	0	1	0	0	0
Page County	0	0	0	0	1
Patrick County	1	0	0	0	0
Petersburg City	2	0	0	0	0
Pittsylvania County	0	0	0	0	0
Poquoson City	0	0	0	0	0
Portsmouth City	1	5	3	0	0
Powhatan County	6	2	2	0	0
Prince Edward County	3	0	0	1	0
Prince George County	0	0	1	0	0
Prince William County	7	6	4	0	0
Pulaski County	0	0	0	0	0
Radford City	0	0	0	0	0
Rappahannock County	0	0	0	0	1
Richmond County	0	0	0	0	0
Richmond City	12	5	11	7	1
Roanoke County	1	0	0	0	0
Roanoke City	1	3	0	0	0
Rockbridge County	0	0	0	0	0
Rockingham County	4	5	0	0	0
Russell County	0	0	0	0	0
Salem City	0	0	0	0	0
Scott County	0	0	0	1	0
Shenandoah County	1	0	0	0	0
Smyth County	0	0	0	0	0
South Boston City	0	0	0	0	0
Southampton County	0	0	0	0	0
Spotsylvania County	3	2	0	0	0
Stafford County	0	3	0	0	1
Staunton City	2	1	0	0	0
Suffolk City	0	1	0	0	1
Surry County	0	0	0	0	0

APPENDIX R: DUI Charges and Convictions in Virginia by Locality

DUI Offenses - Type Not Clear and Ordinance Violation Charges	2017	2018	2019	2020	2021
Sussex County	0	0	0	0	0
Tazewell County	0	0	1	0	0
Virginia Beach City	3	1	3	1	0
Warren County	0	0	1	0	0
Washington County	2	1	1	0	0
Waynesboro City	0	0	1	0	0
Westmoreland County	0	0	0	0	0
Williamsburg City	6	8	0	0	0
Winchester City	0	0	0	0	0
Wise County	12	3	0	0	2
Wythe County	0	1	0	0	1
York County	1	2	2	0	1
GENERAL DISTRICT COURT CHARGES					
Ordinance Violation Statewide Total	0	0	0	0	0
Accomack County	0	0	0	0	0
Albemarle County	0	0	0	0	0
Alexandria City	0	0	0	0	0
Alleghany County	0	0	0	0	0
Amelia County	0	0	0	0	0
Amherst County	0	0	0	0	0
Appomattox County	0	0	0	0	0
Arlington County	0	0	0	0	0
Augusta County	0	0	0	0	0
Bath County	0	0	0	0	0
Bedford County	0	0	0	0	0
Bedford City	0	0	0	0	0
Bland County	0	0	0	0	0
Botetourt County	0	0	0	0	0
Bristol City	0	0	0	0	0
Brunswick County	0	0	0	0	0
Buchanan County	0	0	0	0	0
Buckingham County	0	0	0	0	0
Buena Vista City	0	0	0	0	0
Campbell County	0	0	0	0	0
Caroline County	0	0	0	0	0
Carroll County	0	0	0	0	0
Charles City County	0	0	0	0	0
Charlotte County	0	0	0	0	0
Charlottesville City	0	0	0	0	0
Chesapeake City	0	0	0	0	0
Chesterfield County	0	0	0	0	0
Clarke County	0	0	0	0	0
Clifton Forge City	0	0	0	0	0
Colonial Heights City	0	0	0	0	0
Covington City	0	0	0	0	0
Craig County	0	0	0	0	0
Culpeper County	0	0	0	0	0
Cumberland County	0	0	0	0	0
Danville City	0	0	0	0	0

APPENDIX R: DUI Charges and Convictions in Virginia by Locality

DUI Offenses - Type Not Clear and Ordinance Violation Charges	2017	2018	2019	2020	2021
Dickenson County	0	0	0	0	0
Dinwiddie County	0	0	0	0	0
Emporia City	0	0	0	0	0
Essex County	0	0	0	0	0
Fairfax County	0	0	0	0	0
Fairfax City	0	0	0	0	0
Falls Church City	0	0	0	0	0
Fauquier County	0	0	0	0	0
Floyd County	0	0	0	0	0
Fluvanna County	0	0	0	0	0
Franklin County	0	0	0	0	0
Franklin City	0	0	0	0	0
Frederick County	0	0	0	0	0
Fredericksburg City	0	0	0	0	0
Galax City	0	0	0	0	0
Giles County	0	0	0	0	0
Gloucester County	0	0	0	0	0
Goochland County	0	0	0	0	0
Grayson County	0	0	0	0	0
Greene County	0	0	0	0	0
Greensville County	0	0	0	0	0
Halifax County	0	0	0	0	0
Hampton City	0	0	0	0	0
Hanover County	0	0	0	0	0
Harrisonburg City	0	0	0	0	0
Henrico County	0	0	0	0	0
Henry County	0	0	0	0	0
Highland County	0	0	0	0	0
Hopewell City	0	0	0	0	0
Isle of Wight County	0	0	0	0	0
James City County	0	0	0	0	0
King George County	0	0	0	0	0
King William County	0	0	0	0	0
King and Queen County	0	0	0	0	0
Lancaster County	0	0	0	0	0
Lee County	0	0	0	0	0
Lexington City	0	0	0	0	0
Loudoun County	0	0	0	0	0
Louisa County	0	0	0	0	0
Lunenburg County	0	0	0	0	0
Lynchburg City	0	0	0	0	0
Madison County	0	0	0	0	0
Manassas City	0	0	0	0	0
Manassas Park City	0	0	0	0	0
Martinsville City	0	0	0	0	0
Mathews County	0	0	0	0	0
Mecklenburg County	0	0	0	0	0
Middlesex County	0	0	0	0	0
Montgomery County	0	0	0	0	0
Nelson County	0	0	0	0	0
New Kent County	0	0	0	0	0

APPENDIX R: DUI Charges and Convictions in Virginia by Locality

DUI Offenses - Type Not Clear and Ordinance Violation Charges	2017	2018	2019	2020	2021
Newport News City	0	0	0	0	0
Norfolk City	0	0	0	0	0
Northampton County	0	0	0	0	0
Northumberland County	0	0	0	0	0
Norton City	0	0	0	0	0
Nottoway County	0	0	0	0	0
Orange County	0	0	0	0	0
Page County	0	0	0	0	0
Patrick County	0	0	0	0	0
Petersburg City	0	0	0	0	0
Pittsylvania County	0	0	0	0	0
Poquoson City	0	0	0	0	0
Portsmouth City	0	0	0	0	0
Powhatan County	0	0	0	0	0
Prince Edward County	0	0	0	0	0
Prince George County	0	0	0	0	0
Prince William County	0	0	0	0	0
Pulaski County	0	0	0	0	0
Radford City	0	0	0	0	0
Rappahannock County	0	0	0	0	0
Richmond County	0	0	0	0	0
Richmond City	0	0	0	0	0
Roanoke County	0	0	0	0	0
Roanoke City	0	0	0	0	0
Rockbridge County	0	0	0	0	0
Rockingham County	0	0	0	0	0
Russell County	0	0	0	0	0
Salem City	0	0	0	0	0
Scott County	0	0	0	0	0
Shenandoah County	0	0	0	0	0
Smyth County	0	0	0	0	0
South Boston City	0	0	0	0	0
Southampton County	0	0	0	0	0
Spotsylvania County	0	0	0	0	0
Stafford County	0	0	0	0	0
Staunton City	0	0	0	0	0
Suffolk City	0	0	0	0	0
Surry County	0	0	0	0	0
Sussex County	0	0	0	0	0
Tazewell County	0	0	0	0	0
Virginia Beach City	0	0	0	0	0
Warren County	0	0	0	0	0
Washington County	0	0	0	0	0
Waynesboro City	0	0	0	0	0
Westmoreland County	0	0	0	0	0
Williamsburg City	0	0	0	0	0
Winchester City	0	0	0	0	0
Wise County	0	0	0	0	0
Wythe County	0	0	0	0	0
York County	0	0	0	0	0

APPENDIX R: DUI Charges and Convictions in Virginia by Locality

DUI Offenses - Type Not Clear and Ordinance Violation Charges	2017	2018	2019	2020	2021
JDR DISTRICT COURT CHARGES					
DUI - Type Not Clear Statewide Total	6	1	3	1	13
Accomack County	0	0	0	0	0
Albemarle County	0	0	0	0	0
Alexandria City	0	0	0	0	0
Alleghany County	0	0	0	0	0
Amelia County	0	0	0	0	0
Amherst County	0	0	0	0	0
Appomattox County	0	0	0	0	0
Arlington County	0	0	0	0	0
Augusta County	0	0	0	0	0
Bath County	0	0	0	0	0
Bedford County	1	0	0	0	0
Bedford City	0	0	0	0	0
Bland County	0	0	0	0	0
Botetourt County	0	0	0	0	0
Bristol City	0	0	0	0	0
Brunswick County	0	0	0	0	0
Buchanan County	0	0	0	0	0
Buckingham County	0	0	0	0	0
Buena Vista City	0	0	0	0	0
Campbell County	0	0	0	0	0
Caroline County	0	0	0	0	0
Carroll County	0	0	0	0	0
Charles City County	0	0	0	0	0
Charlotte County	0	0	0	0	0
Charlottesville City	0	0	0	0	0
Chesapeake City	0	0	0	0	0
Chesterfield County	0	0	1	0	0
Clarke County	0	0	0	0	0
Clifton Forge City	0	0	0	0	0
Colonial Heights City	0	0	0	0	0
Covington City	0	0	0	0	0
Craig County	0	0	0	0	0
Culpeper County	0	0	0	0	0
Cumberland County	0	0	0	0	0
Danville City	0	0	0	0	0
Dickenson County	0	0	0	0	0
Dinwiddie County	0	0	0	0	0
Emporia City	0	0	0	0	0
Essex County	0	0	0	0	0
Fairfax County	0	0	0	0	0
Fairfax City	0	0	0	0	0
Falls Church City	0	0	0	0	0
Fauquier County	0	0	0	0	0
Floyd County	0	0	0	0	0
Fluvanna County	0	0	0	0	0
Franklin County	3	1	0	0	0
Franklin City	0	0	0	0	0

APPENDIX R: DUI Charges and Convictions in Virginia by Locality

DUI Offenses - Type Not Clear and Ordinance Violation Charges	2017	2018	2019	2020	2021
Frederick County	0	0	0	0	0
Fredericksburg City	0	0	0	0	0
Galax City	0	0	0	0	0
Giles County	0	0	0	0	0
Gloucester County	0	0	0	0	0
Goochland County	0	0	0	0	0
Grayson County	0	0	0	0	0
Greene County	0	0	0	0	0
Greensville County	0	0	0	0	0
Halifax County	0	0	0	0	0
Hampton City	0	0	0	0	0
Hanover County	0	0	0	0	0
Harrisonburg City	0	0	0	0	0
Henrico County	0	0	0	0	1
Henry County	0	0	0	0	0
Highland County	0	0	0	0	0
Hopewell City	0	0	0	0	0
Isle of Wight County	0	0	0	0	0
James City County	0	0	0	0	0
King George County	0	0	0	0	0
King William County	0	0	0	0	0
King and Queen County	0	0	0	0	0
Lancaster County	1	0	0	0	0
Lee County	0	0	0	0	0
Lexington City	0	0	0	0	0
Loudoun County	0	0	0	0	0
Louisa County	0	0	0	0	0
Lunenburg County	0	0	0	0	0
Lynchburg City	0	0	0	0	0
Madison County	0	0	0	0	0
Manassas City	0	0	0	0	0
Manassas Park City	0	0	0	0	0
Martinsville City	0	0	0	0	0
Mathews County	0	0	0	0	0
Mecklenburg County	0	0	0	0	0
Middlesex County	0	0	0	0	0
Montgomery County	0	0	0	0	0
Nelson County	0	0	0	0	0
New Kent County	0	0	0	0	0
Newport News City	0	0	0	0	0
Norfolk City	0	0	0	0	0
Northampton County	0	0	0	0	0
Northumberland County	0	0	0	0	0
Norton City	0	0	0	0	0
Nottoway County	0	0	0	0	0
Orange County	0	0	0	0	0
Page County	0	0	0	0	0
Patrick County	0	0	0	0	0
Petersburg City	0	0	0	0	0
Pittsylvania County	0	0	0	0	0
Poquoson City	0	0	0	0	0

APPENDIX R: DUI Charges and Convictions in Virginia by Locality

DUI Offenses - Type Not Clear and Ordinance Violation Charges	2017	2018	2019	2020	2021
Portsmouth City	0	0	0	0	0
Powhatan County	0	0	0	0	0
Prince Edward County	0	0	0	0	0
Prince George County	0	0	0	0	0
Prince William County	0	0	0	0	0
Pulaski County	0	0	0	0	0
Radford City	0	0	0	0	0
Rappahannock County	0	0	0	0	0
Richmond County	0	0	0	0	0
Richmond City	0	0	0	0	0
Roanoke County	0	0	0	0	0
Roanoke City	0	0	0	0	0
Rockbridge County	0	0	0	0	0
Rockingham County	0	0	0	0	0
Russell County	0	0	0	0	0
Salem City	0	0	0	0	0
Scott County	0	0	0	0	0
Shenandoah County	0	0	0	0	12
Smyth County	0	0	0	0	0
South Boston City	0	0	0	0	0
Southampton County	0	0	0	0	0
Spotsylvania County	0	0	0	0	0
Stafford County	0	0	0	0	0
Staunton City	0	0	0	0	0
Suffolk City	0	0	0	0	0
Surry County	0	0	0	0	0
Sussex County	0	0	0	0	0
Tazewell County	0	0	0	0	0
Virginia Beach City	1	0	0	0	0
Warren County	0	0	0	0	0
Washington County	0	0	0	0	0
Waynesboro City	0	0	0	0	0
Westmoreland County	0	0	0	0	0
Williamsburg City	0	0	2	1	0
Winchester City	0	0	0	0	0
Wise County	0	0	0	0	0
Wythe County	0	0	0	0	0
York County	0	0	0	0	0
JDR DISTRICT COURT CHARGES					
Ordinance Violation Statewide Total	0	0	0	0	0
Accomack County	0	0	0	0	0
Albemarle County	0	0	0	0	0
Alexandria City	0	0	0	0	0
Alleghany County	0	0	0	0	0
Amelia County	0	0	0	0	0
Amherst County	0	0	0	0	0
Appomattox County	0	0	0	0	0
Arlington County	0	0	0	0	0
Augusta County	0	0	0	0	0

APPENDIX R: DUI Charges and Convictions in Virginia by Locality

DUI Offenses - Type Not Clear and Ordinance Violation Charges	2017	2018	2019	2020	2021
Bath County	0	0	0	0	0
Bedford County	0	0	0	0	0
Bedford City	0	0	0	0	0
Bland County	0	0	0	0	0
Botetourt County	0	0	0	0	0
Bristol City	0	0	0	0	0
Brunswick County	0	0	0	0	0
Buchanan County	0	0	0	0	0
Buckingham County	0	0	0	0	0
Buena Vista City	0	0	0	0	0
Campbell County	0	0	0	0	0
Caroline County	0	0	0	0	0
Carroll County	0	0	0	0	0
Charles City County	0	0	0	0	0
Charlotte County	0	0	0	0	0
Charlottesville City	0	0	0	0	0
Chesapeake City	0	0	0	0	0
Chesterfield County	0	0	0	0	0
Clarke County	0	0	0	0	0
Clifton Forge City	0	0	0	0	0
Colonial Heights City	0	0	0	0	0
Covington City	0	0	0	0	0
Craig County	0	0	0	0	0
Culpeper County	0	0	0	0	0
Cumberland County	0	0	0	0	0
Danville City	0	0	0	0	0
Dickenson County	0	0	0	0	0
Dinwiddie County	0	0	0	0	0
Emporia City	0	0	0	0	0
Essex County	0	0	0	0	0
Fairfax County	0	0	0	0	0
Fairfax City	0	0	0	0	0
Falls Church City	0	0	0	0	0
Fauquier County	0	0	0	0	0
Floyd County	0	0	0	0	0
Fluvanna County	0	0	0	0	0
Franklin County	0	0	0	0	0
Franklin City	0	0	0	0	0
Frederick County	0	0	0	0	0
Fredericksburg City	0	0	0	0	0
Galax City	0	0	0	0	0
Giles County	0	0	0	0	0
Gloucester County	0	0	0	0	0
Goochland County	0	0	0	0	0
Grayson County	0	0	0	0	0
Greene County	0	0	0	0	0
Greensville County	0	0	0	0	0
Halifax County	0	0	0	0	0
Hampton City	0	0	0	0	0
Hanover County	0	0	0	0	0
Harrisonburg City	0	0	0	0	0

APPENDIX R: DUI Charges and Convictions in Virginia by Locality

DUI Offenses - Type Not Clear and Ordinance Violation Charges	2017	2018	2019	2020	2021
Henrico County	0	0	0	0	0
Henry County	0	0	0	0	0
Highland County	0	0	0	0	0
Hopewell City	0	0	0	0	0
Isle of Wight County	0	0	0	0	0
James City County	0	0	0	0	0
King George County	0	0	0	0	0
King William County	0	0	0	0	0
King and Queen County	0	0	0	0	0
Lancaster County	0	0	0	0	0
Lee County	0	0	0	0	0
Lexington City	0	0	0	0	0
Loudoun County	0	0	0	0	0
Louisa County	0	0	0	0	0
Lunenburg County	0	0	0	0	0
Lynchburg City	0	0	0	0	0
Madison County	0	0	0	0	0
Manassas City	0	0	0	0	0
Manassas Park City	0	0	0	0	0
Martinsville City	0	0	0	0	0
Mathews County	0	0	0	0	0
Mecklenburg County	0	0	0	0	0
Middlesex County	0	0	0	0	0
Montgomery County	0	0	0	0	0
Nelson County	0	0	0	0	0
New Kent County	0	0	0	0	0
Newport News City	0	0	0	0	0
Norfolk City	0	0	0	0	0
Northampton County	0	0	0	0	0
Northumberland County	0	0	0	0	0
Norton City	0	0	0	0	0
Nottoway County	0	0	0	0	0
Orange County	0	0	0	0	0
Page County	0	0	0	0	0
Patrick County	0	0	0	0	0
Petersburg City	0	0	0	0	0
Pittsylvania County	0	0	0	0	0
Poquoson City	0	0	0	0	0
Portsmouth City	0	0	0	0	0
Powhatan County	0	0	0	0	0
Prince Edward County	0	0	0	0	0
Prince George County	0	0	0	0	0
Prince William County	0	0	0	0	0
Pulaski County	0	0	0	0	0
Radford City	0	0	0	0	0
Rappahannock County	0	0	0	0	0
Richmond County	0	0	0	0	0
Richmond City	0	0	0	0	0
Roanoke County	0	0	0	0	0
Roanoke City	0	0	0	0	0
Rockbridge County	0	0	0	0	0

APPENDIX R: DUI Charges and Convictions in Virginia by Locality

DUI Offenses - Type Not Clear and Ordinance Violation Charges	2017	2018	2019	2020	2021
Rockingham County	0	0	0	0	0
Russell County	0	0	0	0	0
Salem City	0	0	0	0	0
Scott County	0	0	0	0	0
Shenandoah County	0	0	0	0	0
Smyth County	0	0	0	0	0
South Boston City	0	0	0	0	0
Southampton County	0	0	0	0	0
Spotsylvania County	0	0	0	0	0
Stafford County	0	0	0	0	0
Staunton City	0	0	0	0	0
Suffolk City	0	0	0	0	0
Surry County	0	0	0	0	0
Sussex County	0	0	0	0	0
Tazewell County	0	0	0	0	0
Virginia Beach City	0	0	0	0	0
Warren County	0	0	0	0	0
Washington County	0	0	0	0	0
Waynesboro City	0	0	0	0	0
Westmoreland County	0	0	0	0	0
Williamsburg City	0	0	0	0	0
Winchester City	0	0	0	0	0
Wise County	0	0	0	0	0
Wythe County	0	0	0	0	0
York County	0	0	0	0	0

APPENDIX R: DUI Charges and Convictions in Virginia by Locality

DUI Offenses - Type Not Clear and Ordinance Violation Convictions	2017	2018	2019	2020	2021
CIRCUIT COURT CONVICTIONS					
DUI - Type Not Clear Statewide Total	11	9	10	3	10
Accomack County	0	0	0	0	0
Albemarle County	0	0	0	0	0
Alexandria City	0	0	0	0	0
Alleghany County	0	0	0	0	0
Amelia County	0	0	0	0	0
Amherst County	0	0	0	0	0
Appomattox County	0	0	0	0	0
Arlington County	0	0	0	0	0
Augusta County	0	0	0	0	0
Bath County	0	0	0	0	0
Bedford County	0	0	0	0	0
Bedford City	0	0	0	0	0
Bland County	0	0	0	0	0
Botetourt County	0	0	0	0	0
Bristol City	0	0	0	0	0
Brunswick County	0	0	0	0	0
Buchanan County	0	0	0	0	0
Buckingham County	0	0	0	0	0
Buena Vista City	0	0	0	0	0
Campbell County	0	1	0	0	1
Caroline County	0	0	0	0	0
Carroll County	0	0	0	0	0
Charles City County	0	0	0	0	0
Charlotte County	0	0	0	0	0
Charlottesville City	0	0	0	0	0
Chesapeake City	0	0	0	0	0
Chesterfield County	8	2	2	2	5
Clarke County	0	0	0	0	0
Clifton Forge City	0	0	0	0	0
Colonial Heights City	0	0	0	0	0
Covington City	0	0	0	0	0
Craig County	0	0	0	0	0
Culpeper County	0	0	0	0	0
Cumberland County	0	0	0	0	0
Danville City	0	0	0	0	0
Dickenson County	0	0	0	0	0
Dinwiddie County	0	0	0	0	0
Emporia City	0	0	0	0	0
Essex County	0	0	0	0	0
Fairfax County	0	0	0	0	0
Fairfax City	0	0	0	0	0
Falls Church City	0	0	0	0	0
Fauquier County	0	0	0	0	0
Floyd County	0	0	0	0	0
Fluvanna County	0	0	0	0	0
Franklin County	0	0	0	0	0
Franklin City	0	0	0	0	0

APPENDIX R: DUI Charges and Convictions in Virginia by Locality

DUI Offenses - Type Not Clear and Ordinance Violation Convictions	2017	2018	2019	2020	2021
Frederick County	0	0	0	0	0
Fredericksburg City	0	0	0	0	0
Galax City	0	0	0	0	0
Giles County	0	0	0	0	0
Gloucester County	0	0	0	0	0
Goochland County	0	0	0	0	0
Grayson County	0	0	0	0	0
Greene County	0	0	0	0	0
Greensville County	0	0	0	0	0
Halifax County	0	0	0	0	0
Hampton City	0	0	0	0	0
Hanover County	0	0	0	0	0
Harrisonburg City	0	0	0	0	0
Henrico County	0	0	0	0	0
Henry County	0	0	0	0	0
Highland County	0	0	0	0	0
Hopewell City	0	0	0	0	0
Isle of Wight County	0	0	0	0	0
James City County	0	0	0	0	0
King George County	1	0	0	0	0
King William County	0	0	0	0	0
King and Queen County	0	0	0	0	0
Lancaster County	0	0	0	0	0
Lee County	0	0	0	0	0
Lexington City	0	0	0	0	0
Loudoun County	0	0	1	0	0
Louisa County	0	0	0	0	0
Lunenburg County	0	0	0	0	0
Lynchburg City	0	0	0	0	0
Madison County	0	0	0	0	0
Manassas City	0	0	0	0	0
Manassas Park City	0	0	0	0	0
Martinsville City	0	0	0	0	0
Mathews County	0	0	0	0	0
Mecklenburg County	0	0	0	0	0
Middlesex County	0	0	0	0	0
Montgomery County	0	0	1	1	0
Nelson County	0	1	1	0	0
New Kent County	0	0	0	0	0
Newport News City	0	0	0	0	0
Norfolk City	0	0	0	0	0
Northampton County	0	0	0	0	0
Northumberland County	0	0	0	0	0
Norton City	0	0	0	0	0
Nottoway County	0	0	0	0	0
Orange County	0	0	0	0	0
Page County	0	0	0	0	0
Patrick County	0	0	0	0	0
Petersburg City	0	0	0	0	0
Pittsylvania County	0	0	0	0	0
Poquoson City	0	0	0	0	0

APPENDIX R: DUI Charges and Convictions in Virginia by Locality

DUI Offenses - Type Not Clear and Ordinance Violation Convictions	2017	2018	2019	2020	2021
Portsmouth City	1	0	0	0	0
Powhatan County	0	0	0	0	0
Prince Edward County	0	0	0	0	0
Prince George County	0	0	0	0	0
Prince William County	0	0	0	0	0
Pulaski County	0	0	0	0	0
Radford City	0	0	0	0	0
Rappahannock County	0	0	0	0	0
Richmond County	0	0	0	0	0
Richmond City	0	0	1	0	0
Roanoke County	0	0	0	0	0
Roanoke City	0	0	0	0	0
Rockbridge County	0	0	0	0	0
Rockingham County	0	0	0	0	0
Russell County	0	0	0	0	0
Salem City	0	0	0	0	0
Scott County	0	0	0	0	0
Shenandoah County	0	0	0	0	0
Smyth County	0	0	0	0	0
South Boston City	0	0	0	0	0
Southampton County	0	0	0	0	0
Spotsylvania County	0	1	0	0	0
Stafford County	0	1	0	0	0
Staunton City	0	0	0	0	0
Suffolk City	0	0	0	0	0
Surry County	0	0	0	0	0
Sussex County	0	0	0	0	0
Tazewell County	0	0	0	0	0
Virginia Beach City	1	2	3	0	3
Warren County	0	0	0	0	0
Washington County	0	0	0	0	0
Waynesboro City	0	0	0	0	0
Westmoreland County	0	0	0	0	0
Williamsburg City	0	0	0	0	0
Winchester City	0	0	0	0	0
Wise County	0	1	1	0	0
Wythe County	0	0	0	0	1
York County	0	0	0	0	0
CIRCUIT COURT CONVICTIONS					
Ordinance Violation Statewide Total	0	3	3	0	0
Accomack County	0	0	0	0	0
Albemarle County	0	0	0	0	0
Alexandria City	0	0	0	0	0
Alleghany County	0	0	0	0	0
Amelia County	0	0	0	0	0
Amherst County	0	0	0	0	0
Appomattox County	0	0	0	0	0
Arlington County	0	0	0	0	0
Augusta County	0	0	0	0	0

APPENDIX R: DUI Charges and Convictions in Virginia by Locality

DUI Offenses - Type Not Clear and Ordinance Violation Convictions	2017	2018	2019	2020	2021
Bath County	0	0	0	0	0
Bedford County	0	0	0	0	0
Bedford City	0	0	0	0	0
Bland County	0	0	0	0	0
Botetourt County	0	0	0	0	0
Bristol City	0	0	0	0	0
Brunswick County	0	0	0	0	0
Buchanan County	0	0	0	0	0
Buckingham County	0	0	0	0	0
Buena Vista City	0	0	0	0	0
Campbell County	0	0	0	0	0
Caroline County	0	0	0	0	0
Carroll County	0	0	0	0	0
Charles City County	0	0	0	0	0
Charlotte County	0	0	0	0	0
Charlottesville City	0	0	0	0	0
Chesapeake City	0	0	0	0	0
Chesterfield County	0	0	0	0	0
Clarke County	0	0	0	0	0
Clifton Forge City	0	0	0	0	0
Colonial Heights City	0	0	0	0	0
Covington City	0	0	0	0	0
Craig County	0	0	0	0	0
Culpeper County	0	0	0	0	0
Cumberland County	0	0	0	0	0
Danville City	0	0	0	0	0
Dickenson County	0	0	0	0	0
Dinwiddie County	0	0	0	0	0
Emporia City	0	0	0	0	0
Essex County	0	0	0	0	0
Fairfax County	0	0	0	0	0
Fairfax City	0	0	0	0	0
Falls Church City	0	0	0	0	0
Fauquier County	0	0	0	0	0
Floyd County	0	0	0	0	0
Fluvanna County	0	0	0	0	0
Franklin County	0	0	0	0	0
Franklin City	0	0	0	0	0
Frederick County	0	0	0	0	0
Fredericksburg City	0	0	0	0	0
Galax City	0	0	0	0	0
Giles County	0	0	0	0	0
Gloucester County	0	0	0	0	0
Goochland County	0	0	0	0	0
Grayson County	0	0	0	0	0
Greene County	0	0	0	0	0
Greensville County	0	0	0	0	0
Halifax County	0	0	0	0	0
Hampton City	0	0	0	0	0
Hanover County	0	0	0	0	0
Harrisonburg City	0	0	0	0	0

APPENDIX R: DUI Charges and Convictions in Virginia by Locality

DUI Offenses - Type Not Clear and Ordinance Violation Convictions	2017	2018	2019	2020	2021
Henrico County	0	0	0	0	0
Henry County	0	0	0	0	0
Highland County	0	0	0	0	0
Hopewell City	0	0	0	0	0
Isle of Wight County	0	0	0	0	0
James City County	0	0	0	0	0
King George County	0	0	0	0	0
King William County	0	0	0	0	0
King and Queen County	0	0	0	0	0
Lancaster County	0	0	0	0	0
Lee County	0	0	0	0	0
Lexington City	0	0	0	0	0
Loudoun County	0	0	0	0	0
Louisa County	0	0	0	0	0
Lunenburg County	0	0	0	0	0
Lynchburg City	0	0	0	0	0
Madison County	0	0	0	0	0
Manassas City	0	0	0	0	0
Manassas Park City	0	0	0	0	0
Martinsville City	0	0	0	0	0
Mathews County	0	0	0	0	0
Mecklenburg County	0	0	0	0	0
Middlesex County	0	0	0	0	0
Montgomery County	0	0	0	0	0
Nelson County	0	0	0	0	0
New Kent County	0	0	0	0	0
Newport News City	0	0	0	0	0
Norfolk City	0	0	0	0	0
Northampton County	0	0	0	0	0
Northumberland County	0	0	0	0	0
Norton City	0	0	0	0	0
Nottoway County	0	0	0	0	0
Orange County	0	0	0	0	0
Page County	0	0	0	0	0
Patrick County	0	0	0	0	0
Petersburg City	0	0	0	0	0
Pittsylvania County	0	0	0	0	0
Poquoson City	0	0	0	0	0
Portsmouth City	0	0	0	0	0
Powhatan County	0	0	0	0	0
Prince Edward County	0	0	0	0	0
Prince George County	0	0	0	0	0
Prince William County	0	0	0	0	0
Pulaski County	0	0	0	0	0
Radford City	0	0	0	0	0
Rappahannock County	0	0	0	0	0
Richmond County	0	0	0	0	0
Richmond City	0	0	0	0	0
Roanoke County	0	0	0	0	0
Roanoke City	0	0	0	0	0
Rockbridge County	0	0	0	0	0

APPENDIX R: DUI Charges and Convictions in Virginia by Locality

DUI Offenses - Type Not Clear and Ordinance Violation Convictions	2017	2018	2019	2020	2021
Rockingham County	0	0	0	0	0
Russell County	0	0	0	0	0
Salem City	0	0	0	0	0
Scott County	0	0	0	0	0
Shenandoah County	0	0	0	0	0
Smyth County	0	0	0	0	0
South Boston City	0	0	0	0	0
Southampton County	0	0	0	0	0
Spotsylvania County	0	0	0	0	0
Stafford County	0	0	0	0	0
Staunton City	0	0	0	0	0
Suffolk City	0	0	0	0	0
Surry County	0	0	0	0	0
Sussex County	0	0	0	0	0
Tazewell County	0	0	0	0	0
Virginia Beach City	0	3	3	0	0
Warren County	0	0	0	0	0
Washington County	0	0	0	0	0
Waynesboro City	0	0	0	0	0
Westmoreland County	0	0	0	0	0
Williamsburg City	0	0	0	0	0
Winchester City	0	0	0	0	0
Wise County	0	0	0	0	0
Wythe County	0	0	0	0	0
York County	0	0	0	0	0
GENERAL DISTRICT COURT CONVICTIONS					
DUI - Type Not Clear Statewide Total	196	208	171	68	57
Accomack County	0	4	3	0	0
Albemarle County	4	1	3	0	0
Alexandria City	6	2	1	1	0
Alleghany County	0	2	1	0	0
Amelia County	2	2	1	0	0
Amherst County	0	0	0	0	0
Appomattox County	0	0	0	0	0
Arlington County	2	3	0	5	7
Augusta County	0	0	2	0	0
Bath County	0	0	0	0	0
Bedford County	3	5	6	1	0
Bedford City	0	0	0	0	0
Bland County	0	0	0	0	0
Botetourt County	0	0	0	0	0
Bristol City	0	0	0	0	0
Brunswick County	6	2	1	0	0
Buchanan County	0	1	0	0	0
Buckingham County	1	0	1	0	0
Buena Vista City	0	0	0	0	0
Campbell County	5	4	0	3	0
Caroline County	0	0	0	0	0
Carroll County	0	1	0	0	0

APPENDIX R: DUI Charges and Convictions in Virginia by Locality

DUI Offenses - Type Not Clear and Ordinance Violation Convictions	2017	2018	2019	2020	2021
Charles City County	0	0	0	0	0
Charlotte County	0	0	0	0	0
Charlottesville City	0	0	0	0	0
Chesapeake City	1	1	2	0	0
Chesterfield County	2	0	1	0	0
Clarke County	0	0	0	0	0
Clifton Forge City	0	0	0	0	0
Colonial Heights City	1	0	2	1	0
Covington City	0	0	0	0	0
Craig County	0	0	0	0	0
Culpeper County	1	3	3	0	0
Cumberland County	0	1	0	0	0
Danville City	4	1	1	0	0
Dickenson County	1	1	1	1	1
Dinwiddie County	5	6	3	0	0
Emporia City	0	1	3	0	0
Essex County	0	0	0	0	0
Fairfax County	27	28	30	18	17
Fairfax City	0	0	0	0	0
Falls Church City	0	0	0	0	0
Fauquier County	0	0	0	0	0
Floyd County	0	0	0	0	0
Fluvanna County	3	1	0	0	0
Franklin County	0	0	0	0	0
Franklin City	0	0	0	0	0
Frederick County	1	2	2	0	1
Fredericksburg City	6	4	4	0	0
Galax City	1	1	0	0	1
Giles County	0	0	0	0	0
Gloucester County	0	0	0	0	0
Goochland County	1	1	0	0	0
Grayson County	0	1	0	0	0
Greene County	0	0	1	0	0
Greensville County	3	2	0	0	1
Halifax County	3	1	2	4	4
Hampton City	2	1	0	1	1
Hanover County	1	0	0	0	0
Harrisonburg City	0	0	0	0	0
Henrico County	5	0	3	5	0
Henry County	0	0	0	0	0
Highland County	0	0	0	0	0
Hopewell City	0	0	0	0	0
Isle of Wight County	1	0	0	0	0
James City County	0	0	0	0	0
King George County	0	0	0	0	0
King William County	0	0	0	0	0
King and Queen County	0	0	0	0	0
Lancaster County	0	0	0	0	0
Lee County	1	1	0	0	0
Lexington City	0	0	0	0	0
Loudoun County	0	2	1	1	0

APPENDIX R: DUI Charges and Convictions in Virginia by Locality

DUI Offenses - Type Not Clear and Ordinance Violation Convictions	2017	2018	2019	2020	2021
Louisa County	0	5	1	0	0
Lunenburg County	0	1	0	0	0
Lynchburg City	1	0	0	0	0
Madison County	0	0	0	0	0
Manassas City	0	0	0	0	0
Manassas Park City	0	0	0	0	0
Martinsville City	0	0	0	0	0
Mathews County	0	0	0	0	0
Mecklenburg County	0	0	0	1	0
Middlesex County	0	0	0	0	0
Montgomery County	1	0	0	0	0
Nelson County	3	1	0	0	0
New Kent County	0	0	0	0	0
Newport News City	0	0	7	2	1
Norfolk City	10	7	7	0	2
Northampton County	0	7	1	0	0
Northumberland County	0	0	0	0	0
Norton City	0	0	0	0	0
Nottoway County	0	2	2	0	0
Orange County	4	1	0	0	0
Page County	0	0	0	0	1
Patrick County	1	0	0	0	0
Petersburg City	1	0	0	0	0
Pittsylvania County	0	0	0	0	0
Poquoson City	0	0	0	0	0
Portsmouth City	1	1	5	0	0
Powhatan County	6	2	2	1	0
Prince Edward County	2	2	0	1	0
Prince George County	0	0	0	1	0
Prince William County	43	53	39	10	9
Pulaski County	0	0	0	0	0
Radford City	0	0	0	0	0
Rappahannock County	0	0	0	0	0
Richmond County	0	0	0	1	0
Richmond City	3	7	3	0	3
Roanoke County	0	0	0	0	0
Roanoke City	0	8	6	2	1
Rockbridge County	0	0	0	0	0
Rockingham County	2	2	2	1	0
Russell County	0	0	0	0	0
Salem City	0	0	0	0	0
Scott County	0	0	0	1	0
Shenandoah County	0	1	0	0	0
Smyth County	0	0	0	0	0
South Boston City	0	0	0	0	0
Southampton County	0	0	0	0	0
Spotsylvania County	0	2	1	0	0
Stafford County	3	5	2	2	6
Staunton City	1	0	1	0	0
Suffolk City	0	0	1	1	0
Surry County	0	0	0	0	0

APPENDIX R: DUI Charges and Convictions in Virginia by Locality

DUI Offenses - Type Not Clear and Ordinance Violation Convictions	2017	2018	2019	2020	2021
Sussex County	0	0	1	0	0
Tazewell County	2	0	1	0	0
Virginia Beach City	4	1	2	1	0
Warren County	0	0	1	0	0
Washington County	1	0	0	0	1
Waynesboro City	0	0	0	1	0
Westmoreland County	0	0	0	0	0
Williamsburg City	2	6	5	0	0
Winchester City	0	0	0	0	0
Wise County	4	4	2	0	0
Wythe County	0	1	0	0	0
York County	2	3	1	1	0
GENERAL DISTRICT COURT CONVICTIONS					
Ordinance Violation Statewide Total	0	0	0	0	0
Accomack County	0	0	0	0	0
Albemarle County	0	0	0	0	0
Alexandria City	0	0	0	0	0
Alleghany County	0	0	0	0	0
Amelia County	0	0	0	0	0
Amherst County	0	0	0	0	0
Appomattox County	0	0	0	0	0
Arlington County	0	0	0	0	0
Augusta County	0	0	0	0	0
Bath County	0	0	0	0	0
Bedford County	0	0	0	0	0
Bedford City	0	0	0	0	0
Bland County	0	0	0	0	0
Botetourt County	0	0	0	0	0
Bristol City	0	0	0	0	0
Brunswick County	0	0	0	0	0
Buchanan County	0	0	0	0	0
Buckingham County	0	0	0	0	0
Buena Vista City	0	0	0	0	0
Campbell County	0	0	0	0	0
Caroline County	0	0	0	0	0
Carroll County	0	0	0	0	0
Charles City County	0	0	0	0	0
Charlotte County	0	0	0	0	0
Charlottesville City	0	0	0	0	0
Chesapeake City	0	0	0	0	0
Chesterfield County	0	0	0	0	0
Clarke County	0	0	0	0	0
Clifton Forge City	0	0	0	0	0
Colonial Heights City	0	0	0	0	0
Covington City	0	0	0	0	0
Craig County	0	0	0	0	0
Culpeper County	0	0	0	0	0
Cumberland County	0	0	0	0	0
Danville City	0	0	0	0	0

APPENDIX R: DUI Charges and Convictions in Virginia by Locality

DUI Offenses - Type Not Clear and Ordinance Violation Convictions	2017	2018	2019	2020	2021
Dickenson County	0	0	0	0	0
Dinwiddie County	0	0	0	0	0
Emporia City	0	0	0	0	0
Essex County	0	0	0	0	0
Fairfax County	0	0	0	0	0
Fairfax City	0	0	0	0	0
Falls Church City	0	0	0	0	0
Fauquier County	0	0	0	0	0
Floyd County	0	0	0	0	0
Fluvanna County	0	0	0	0	0
Franklin County	0	0	0	0	0
Franklin City	0	0	0	0	0
Frederick County	0	0	0	0	0
Fredericksburg City	0	0	0	0	0
Galax City	0	0	0	0	0
Giles County	0	0	0	0	0
Gloucester County	0	0	0	0	0
Goochland County	0	0	0	0	0
Grayson County	0	0	0	0	0
Greene County	0	0	0	0	0
Greensville County	0	0	0	0	0
Halifax County	0	0	0	0	0
Hampton City	0	0	0	0	0
Hanover County	0	0	0	0	0
Harrisonburg City	0	0	0	0	0
Henrico County	0	0	0	0	0
Henry County	0	0	0	0	0
Highland County	0	0	0	0	0
Hopewell City	0	0	0	0	0
Isle of Wight County	0	0	0	0	0
James City County	0	0	0	0	0
King George County	0	0	0	0	0
King William County	0	0	0	0	0
King and Queen County	0	0	0	0	0
Lancaster County	0	0	0	0	0
Lee County	0	0	0	0	0
Lexington City	0	0	0	0	0
Loudoun County	0	0	0	0	0
Louisa County	0	0	0	0	0
Lunenburg County	0	0	0	0	0
Lynchburg City	0	0	0	0	0
Madison County	0	0	0	0	0
Manassas City	0	0	0	0	0
Manassas Park City	0	0	0	0	0
Martinsville City	0	0	0	0	0
Mathews County	0	0	0	0	0
Mecklenburg County	0	0	0	0	0
Middlesex County	0	0	0	0	0
Montgomery County	0	0	0	0	0
Nelson County	0	0	0	0	0
New Kent County	0	0	0	0	0

APPENDIX R: DUI Charges and Convictions in Virginia by Locality

DUI Offenses - Type Not Clear and Ordinance Violation Convictions	2017	2018	2019	2020	2021
Newport News City	0	0	0	0	0
Norfolk City	0	0	0	0	0
Northampton County	0	0	0	0	0
Northumberland County	0	0	0	0	0
Norton City	0	0	0	0	0
Nottoway County	0	0	0	0	0
Orange County	0	0	0	0	0
Page County	0	0	0	0	0
Patrick County	0	0	0	0	0
Petersburg City	0	0	0	0	0
Pittsylvania County	0	0	0	0	0
Poquoson City	0	0	0	0	0
Portsmouth City	0	0	0	0	0
Powhatan County	0	0	0	0	0
Prince Edward County	0	0	0	0	0
Prince George County	0	0	0	0	0
Prince William County	0	0	0	0	0
Pulaski County	0	0	0	0	0
Radford City	0	0	0	0	0
Rappahannock County	0	0	0	0	0
Richmond County	0	0	0	0	0
Richmond City	0	0	0	0	0
Roanoke County	0	0	0	0	0
Roanoke City	0	0	0	0	0
Rockbridge County	0	0	0	0	0
Rockingham County	0	0	0	0	0
Russell County	0	0	0	0	0
Salem City	0	0	0	0	0
Scott County	0	0	0	0	0
Shenandoah County	0	0	0	0	0
Smyth County	0	0	0	0	0
South Boston City	0	0	0	0	0
Southampton County	0	0	0	0	0
Spotsylvania County	0	0	0	0	0
Stafford County	0	0	0	0	0
Staunton City	0	0	0	0	0
Suffolk City	0	0	0	0	0
Surry County	0	0	0	0	0
Sussex County	0	0	0	0	0
Tazewell County	0	0	0	0	0
Virginia Beach City	0	0	0	0	0
Warren County	0	0	0	0	0
Washington County	0	0	0	0	0
Waynesboro City	0	0	0	0	0
Westmoreland County	0	0	0	0	0
Williamsburg City	0	0	0	0	0
Winchester City	0	0	0	0	0
Wise County	0	0	0	0	0
Wythe County	0	0	0	0	0
York County	0	0	0	0	0

APPENDIX R: DUI Charges and Convictions in Virginia by Locality

DUI Offenses - Type Not Clear and Ordinance Violation Convictions	2017	2018	2019	2020	2021
JDR DISTRICT COURT CONVICTIONS					
DUI - Type Not Clear Statewide Total	0	0	0	0	0
Accomack County	0	0	0	0	0
Albemarle County	0	0	0	0	0
Alexandria City	0	0	0	0	0
Alleghany County	0	0	0	0	0
Amelia County	0	0	0	0	0
Amherst County	0	0	0	0	0
Appomattox County	0	0	0	0	0
Arlington County	0	0	0	0	0
Augusta County	0	0	0	0	0
Bath County	0	0	0	0	0
Bedford County	0	0	0	0	0
Bedford City	0	0	0	0	0
Bland County	0	0	0	0	0
Botetourt County	0	0	0	0	0
Bristol City	0	0	0	0	0
Brunswick County	0	0	0	0	0
Buchanan County	0	0	0	0	0
Buckingham County	0	0	0	0	0
Buena Vista City	0	0	0	0	0
Campbell County	0	0	0	0	0
Caroline County	0	0	0	0	0
Carroll County	0	0	0	0	0
Charles City County	0	0	0	0	0
Charlotte County	0	0	0	0	0
Charlottesville City	0	0	0	0	0
Chesapeake City	0	0	0	0	0
Chesterfield County	0	0	0	0	0
Clarke County	0	0	0	0	0
Clifton Forge City	0	0	0	0	0
Colonial Heights City	0	0	0	0	0
Covington City	0	0	0	0	0
Craig County	0	0	0	0	0
Culpeper County	0	0	0	0	0
Cumberland County	0	0	0	0	0
Danville City	0	0	0	0	0
Dickenson County	0	0	0	0	0
Dinwiddie County	0	0	0	0	0
Emporia City	0	0	0	0	0
Essex County	0	0	0	0	0
Fairfax County	0	0	0	0	0
Fairfax City	0	0	0	0	0
Falls Church City	0	0	0	0	0
Fauquier County	0	0	0	0	0
Floyd County	0	0	0	0	0
Fluvanna County	0	0	0	0	0
Franklin County	0	0	0	0	0
Franklin City	0	0	0	0	0

APPENDIX R: DUI Charges and Convictions in Virginia by Locality

DUI Offenses - Type Not Clear and Ordinance Violation Convictions	2017	2018	2019	2020	2021
Frederick County	0	0	0	0	0
Fredericksburg City	0	0	0	0	0
Galax City	0	0	0	0	0
Giles County	0	0	0	0	0
Gloucester County	0	0	0	0	0
Goochland County	0	0	0	0	0
Grayson County	0	0	0	0	0
Greene County	0	0	0	0	0
Greensville County	0	0	0	0	0
Halifax County	0	0	0	0	0
Hampton City	0	0	0	0	0
Hanover County	0	0	0	0	0
Harrisonburg City	0	0	0	0	0
Henrico County	0	0	0	0	0
Henry County	0	0	0	0	0
Highland County	0	0	0	0	0
Hopewell City	0	0	0	0	0
Isle of Wight County	0	0	0	0	0
James City County	0	0	0	0	0
King George County	0	0	0	0	0
King William County	0	0	0	0	0
King and Queen County	0	0	0	0	0
Lancaster County	0	0	0	0	0
Lee County	0	0	0	0	0
Lexington City	0	0	0	0	0
Loudoun County	0	0	0	0	0
Louisa County	0	0	0	0	0
Lunenburg County	0	0	0	0	0
Lynchburg City	0	0	0	0	0
Madison County	0	0	0	0	0
Manassas City	0	0	0	0	0
Manassas Park City	0	0	0	0	0
Martinsville City	0	0	0	0	0
Mathews County	0	0	0	0	0
Mecklenburg County	0	0	0	0	0
Middlesex County	0	0	0	0	0
Montgomery County	0	0	0	0	0
Nelson County	0	0	0	0	0
New Kent County	0	0	0	0	0
Newport News City	0	0	0	0	0
Norfolk City	0	0	0	0	0
Northampton County	0	0	0	0	0
Northumberland County	0	0	0	0	0
Norton City	0	0	0	0	0
Nottoway County	0	0	0	0	0
Orange County	0	0	0	0	0
Page County	0	0	0	0	0
Patrick County	0	0	0	0	0
Petersburg City	0	0	0	0	0
Pittsylvania County	0	0	0	0	0
Poquoson City	0	0	0	0	0

APPENDIX R: DUI Charges and Convictions in Virginia by Locality

DUI Offenses - Type Not Clear and Ordinance Violation Convictions	2017	2018	2019	2020	2021
Portsmouth City	0	0	0	0	0
Powhatan County	0	0	0	0	0
Prince Edward County	0	0	0	0	0
Prince George County	0	0	0	0	0
Prince William County	0	0	0	0	0
Pulaski County	0	0	0	0	0
Radford City	0	0	0	0	0
Rappahannock County	0	0	0	0	0
Richmond County	0	0	0	0	0
Richmond City	0	0	0	0	0
Roanoke County	0	0	0	0	0
Roanoke City	0	0	0	0	0
Rockbridge County	0	0	0	0	0
Rockingham County	0	0	0	0	0
Russell County	0	0	0	0	0
Salem City	0	0	0	0	0
Scott County	0	0	0	0	0
Shenandoah County	0	0	0	0	0
Smyth County	0	0	0	0	0
South Boston City	0	0	0	0	0
Southampton County	0	0	0	0	0
Spotsylvania County	0	0	0	0	0
Stafford County	0	0	0	0	0
Staunton City	0	0	0	0	0
Suffolk City	0	0	0	0	0
Surry County	0	0	0	0	0
Sussex County	0	0	0	0	0
Tazewell County	0	0	0	0	0
Virginia Beach City	0	0	0	0	0
Warren County	0	0	0	0	0
Washington County	0	0	0	0	0
Waynesboro City	0	0	0	0	0
Westmoreland County	0	0	0	0	0
Williamsburg City	0	0	0	0	0
Winchester City	0	0	0	0	0
Wise County	0	0	0	0	0
Wythe County	0	0	0	0	0
York County	0	0	0	0	0
JDR DISTRICT COURT CONVICTIONS					
Ordinance Violation Statewide Total	0	0	0	0	0
Accomack County	0	0	0	0	0
Albemarle County	0	0	0	0	0
Alexandria City	0	0	0	0	0
Alleghany County	0	0	0	0	0
Amelia County	0	0	0	0	0
Amherst County	0	0	0	0	0
Appomattox County	0	0	0	0	0
Arlington County	0	0	0	0	0
Augusta County	0	0	0	0	0

APPENDIX R: DUI Charges and Convictions in Virginia by Locality

DUI Offenses - Type Not Clear and Ordinance Violation Convictions	2017	2018	2019	2020	2021
Bath County	0	0	0	0	0
Bedford County	0	0	0	0	0
Bedford City	0	0	0	0	0
Bland County	0	0	0	0	0
Botetourt County	0	0	0	0	0
Bristol City	0	0	0	0	0
Brunswick County	0	0	0	0	0
Buchanan County	0	0	0	0	0
Buckingham County	0	0	0	0	0
Buena Vista City	0	0	0	0	0
Campbell County	0	0	0	0	0
Caroline County	0	0	0	0	0
Carroll County	0	0	0	0	0
Charles City County	0	0	0	0	0
Charlotte County	0	0	0	0	0
Charlottesville City	0	0	0	0	0
Chesapeake City	0	0	0	0	0
Chesterfield County	0	0	0	0	0
Clarke County	0	0	0	0	0
Clifton Forge City	0	0	0	0	0
Colonial Heights City	0	0	0	0	0
Covington City	0	0	0	0	0
Craig County	0	0	0	0	0
Culpeper County	0	0	0	0	0
Cumberland County	0	0	0	0	0
Danville City	0	0	0	0	0
Dickenson County	0	0	0	0	0
Dinwiddie County	0	0	0	0	0
Emporia City	0	0	0	0	0
Essex County	0	0	0	0	0
Fairfax County	0	0	0	0	0
Fairfax City	0	0	0	0	0
Falls Church City	0	0	0	0	0
Fauquier County	0	0	0	0	0
Floyd County	0	0	0	0	0
Fluvanna County	0	0	0	0	0
Franklin County	0	0	0	0	0
Franklin City	0	0	0	0	0
Frederick County	0	0	0	0	0
Fredericksburg City	0	0	0	0	0
Galax City	0	0	0	0	0
Giles County	0	0	0	0	0
Gloucester County	0	0	0	0	0
Goochland County	0	0	0	0	0
Grayson County	0	0	0	0	0
Greene County	0	0	0	0	0
Greensville County	0	0	0	0	0
Halifax County	0	0	0	0	0
Hampton City	0	0	0	0	0
Hanover County	0	0	0	0	0
Harrisonburg City	0	0	0	0	0

APPENDIX R: DUI Charges and Convictions in Virginia by Locality

DUI Offenses - Type Not Clear and Ordinance Violation Convictions	2017	2018	2019	2020	2021
Henrico County	0	0	0	0	0
Henry County	0	0	0	0	0
Highland County	0	0	0	0	0
Hopewell City	0	0	0	0	0
Isle of Wight County	0	0	0	0	0
James City County	0	0	0	0	0
King George County	0	0	0	0	0
King William County	0	0	0	0	0
King and Queen County	0	0	0	0	0
Lancaster County	0	0	0	0	0
Lee County	0	0	0	0	0
Lexington City	0	0	0	0	0
Loudoun County	0	0	0	0	0
Louisa County	0	0	0	0	0
Lunenburg County	0	0	0	0	0
Lynchburg City	0	0	0	0	0
Madison County	0	0	0	0	0
Manassas City	0	0	0	0	0
Manassas Park City	0	0	0	0	0
Martinsville City	0	0	0	0	0
Mathews County	0	0	0	0	0
Mecklenburg County	0	0	0	0	0
Middlesex County	0	0	0	0	0
Montgomery County	0	0	0	0	0
Nelson County	0	0	0	0	0
New Kent County	0	0	0	0	0
Newport News City	0	0	0	0	0
Norfolk City	0	0	0	0	0
Northampton County	0	0	0	0	0
Northumberland County	0	0	0	0	0
Norton City	0	0	0	0	0
Nottoway County	0	0	0	0	0
Orange County	0	0	0	0	0
Page County	0	0	0	0	0
Patrick County	0	0	0	0	0
Petersburg City	0	0	0	0	0
Pittsylvania County	0	0	0	0	0
Poquoson City	0	0	0	0	0
Portsmouth City	0	0	0	0	0
Powhatan County	0	0	0	0	0
Prince Edward County	0	0	0	0	0
Prince George County	0	0	0	0	0
Prince William County	0	0	0	0	0
Pulaski County	0	0	0	0	0
Radford City	0	0	0	0	0
Rappahannock County	0	0	0	0	0
Richmond County	0	0	0	0	0
Richmond City	0	0	0	0	0
Roanoke County	0	0	0	0	0
Roanoke City	0	0	0	0	0
Rockbridge County	0	0	0	0	0

APPENDIX R: DUI Charges and Convictions in Virginia by Locality

DUI Offenses - Type Not Clear and Ordinance Violation Convictions	2017	2018	2019	2020	2021
Rockingham County	0	0	0	0	0
Russell County	0	0	0	0	0
Salem City	0	0	0	0	0
Scott County	0	0	0	0	0
Shenandoah County	0	0	0	0	0
Smyth County	0	0	0	0	0
South Boston City	0	0	0	0	0
Southampton County	0	0	0	0	0
Spotsylvania County	0	0	0	0	0
Stafford County	0	0	0	0	0
Staunton City	0	0	0	0	0
Suffolk City	0	0	0	0	0
Surry County	0	0	0	0	0
Sussex County	0	0	0	0	0
Tazewell County	0	0	0	0	0
Virginia Beach City	0	0	0	0	0
Warren County	0	0	0	0	0
Washington County	0	0	0	0	0
Waynesboro City	0	0	0	0	0
Westmoreland County	0	0	0	0	0
Williamsburg City	0	0	0	0	0
Winchester City	0	0	0	0	0
Wise County	0	0	0	0	0
Wythe County	0	0	0	0	0
York County	0	0	0	0	0

