



ANNUAL REPORT TO THE JOINT COMMISSION ON TRANSPORTATION ACCOUNTABILITY

FISCAL YEAR 2023

November 6, 2023



Northern Virginia Transportation Authority

3040 Williams Drive, Suite 200

Fairfax, VA 22031

www.thenovaauthority.org

NVTA Jurisdictions and Major Transportation Facilities in Northern Virginia

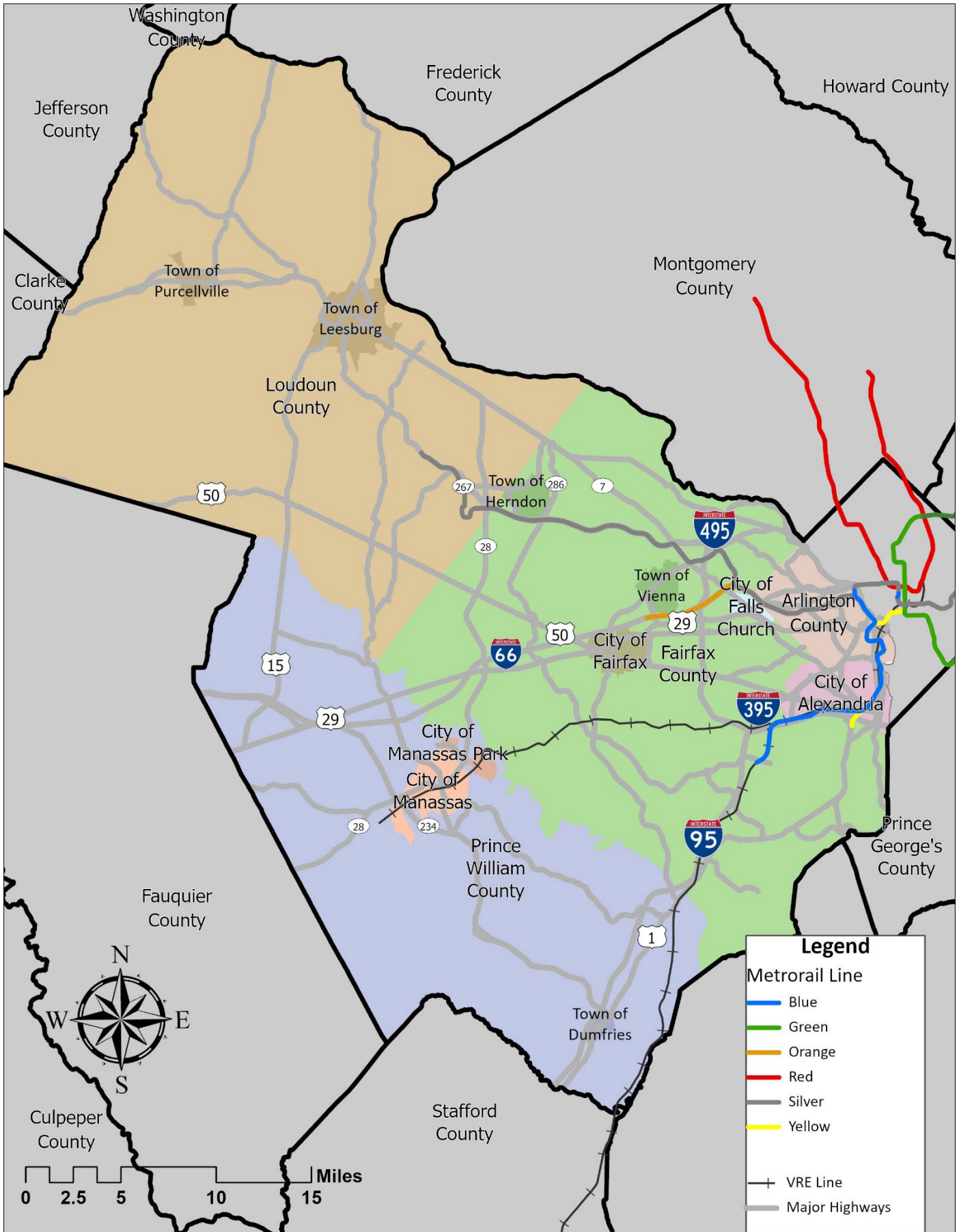


Table of Contents

1. Background	1
2. What is New?	2
3. Fiscal Year 2023 – Overall Revenue and Allocation	3
4. 70 Percent Regional Revenue Funds	5
5. 30 Percent Local Distribution Revenue Funds	7
6. Fiscal Year 2024-2027 Revenue Estimates	10
7. NoVA Gateway	12
Appendix: Projects Programmed with 30 Percent Local Distribution Funds from FY2014 through FY2023 by Jurisdictions	13
Arlington County	14
Fairfax County	17
Loudoun County	20
Prince William County	25
City of Alexandria	29
City of Fairfax	31
City of Falls Church	33
City of Manassas	36
City of Manassas Park	39
Town of Dumfries	41
Town of Herndon	43
Town of Leesburg	46
Town of Purcellville	49
Town of Vienna	51
All Jurisdictions Including Towns	53
Voting Members	54
Non-Voting Members	54

List of Tables

Table 1: Projects Adopted in the FY2022-2027 SYP	5
Table 2: NVTA’s Funding Programs	6
Table 3: Projects that Received Regional Fund Appropriations in FY2023	6
Table 4: 30 Percent Local Distribution Revenue Funds for FY2023 (as of June 30, 2023)	7
Table 5: Summary of All Projects Programmed by Jurisdictions with 30 Percent Local Distribution Funds from FY2014 through FY2023 – Number of Projects by Mode and Jurisdiction	8
Table 6: Summary of All Projects Programmed by Jurisdictions with 30 Percent Local Distribution Funds from FY2014 through FY2023 – 30% Funds Allocated to Projects by Mode and Jurisdiction	9
Table 7: NVTA Revenue and Distribution Estimates for FY2024–2027	10
Table 8: NVTA FY2024-2027 Estimated Revenue Allocation	11

List of Figures

Figure 1: NVTA FY2023 Revenue Breakdown	3
Figure 2: FY2023 70% Regional Revenue and 30 Percent Local Distribution	4
Figure 3: NVTA 30% Number of Projects by Mode	9
Figure 4: NVTA 30% Allocated Funds by Mode	10
Figure 5: NVTA FY2024-2027 Estimated Revenue Breakdown	11

1. BACKGROUND

The Northern Virginia Transportation Authority (NVTA) is a political subdivision of the Commonwealth of Virginia, created in 2002 by the General Assembly through the Northern Virginia Transportation Authority Act, Chapter 25, Title 33.2, of the *Code of Virginia*. The NVTA's primary functions are to develop and update the region's long range transportation plan (TransAction), conduct regional transportation project planning, and with the funds available to the Authority, fund critical multimodal transportation projects benefitting Northern Virginia by giving priority to congestion reduction relative to cost.

On April 3, 2013, the Virginia General Assembly approved House Bill 2313 (HB 2313, 2013). This legislation established a funding stream for transportation in Northern Virginia and allowed the Authority to begin fulfilling its mission to address regional transportation challenges. Title 33.2-2500, of the *Code of Virginia* requires the separation of these funds into "70% Regional Revenue", which is allocated by the Authority for regional transportation projects; and "30% Local Distribution Revenue", which is distributed to jurisdictions for their transportation projects and purposes. Revenues began to flow to the Authority on July 1, 2013. Subsequently, on July 24, 2013, the Authority approved its first project list, the FY2014 Program, setting in motion a new era of transportation improvements for the Northern Virginia region. Following the adoption of the first three funding programs, the Authority currently conducts biannual updates to its Six Year Program (SYP). The most recent update was adopted on July 14, 2022, with 20 projects totaling approximately \$626 million in funding. This brings the total number of projects adopted by NVTA to 122 multimodal projects and the funds to \$3.122 billion. See more details in Table 1. In addition to NVTA funded projects, through the provisions of HB 2313, the Authority has distributed \$994,688,648 in funding directly to member jurisdictions for public transportation priorities within their jurisdictions. In September 2023 (FY2024) the Authority celebrated the \$1 billion milestone of Local Distribution Fund (30%) transfers to member jurisdictions.

The member jurisdictions of the NVTA include the counties of Arlington, Fairfax, Loudoun, and Prince William, and the cities of Alexandria, Fairfax, Falls Church, Manassas, and Manassas Park. The NVTA's governing body consists of seventeen members as follows: the chief elected official, or his/her designee, of each Member Locality; two members appointed by the Speaker of the House; one member of the Senate appointed by the Senate Committee on Privileges and Elections; and two citizens who reside in Member Localities, appointed by the Governor, including a member of the Commonwealth Transportation Board. In addition, the Director of the Virginia Department of Rail and Public Transportation, or his/her designee; the Commissioner of Highways or his/her designee; and the chief elected officer of one town in a county which is a Member Locality, all serve as non-voting members of NVTA.

Per the Virginia General Assembly Budget Bill HB 5002 of 2014, the Joint Commission on Transportation Accountability (JCTA) shall regularly review and provide oversight of the usage of funding generated pursuant to the provisions of HB 2313. To meet this requirement, the NVTA has prepared this report to inform the JCTA on the uses of the Northern Virginia Transportation Authority Fund for FY2023.

2. WHAT IS NEW?

Pursuant to the Virginia General Assembly's 2020 Omnibus Transportation Bill, House Bill 1414 / Senate Bill 890 (HB1414/SB890, 2020), effective on July 1, 2020, the General Assembly amended numerous laws related to transportation funds, revenue sources, construction, and safety programs. The bill adopted numerous structural changes to the transportation funding system in the Commonwealth. Most transportation revenues are now being directed to a new Commonwealth Transportation Fund and the existing Highway Maintenance and Operating Fund. Funds are then disbursed, based on codified formulas, to sub-funds established to meet the varying transportation needs of different modes of transportation.

In Northern Virginia, the Omnibus Transportation Bill established a new regional congestion fee imposed at a rate of \$0.10 per \$100 for the recordation of conveyance of a deed to reinstate a portion of the HB2313 (2013) funds diverted to Washington Metropolitan Area Transit Authority (WMATA), July 1, 2018 (HB 1539/SB 856, 2018).

Additional efforts by the General Assembly to restore funds diverted to WMATA, the Omnibus Transportation Bill provided a \$20 million transfer from the Northern Virginia Transportation District Fund (the NVTDF Fund Transfer) to the Authority. Also, the Interstate 81 Improvement Fund (SB1716/HB2718, 2019) revenue (which was not meeting initial revenue projections) was changed. The General Assembly moved this revenue from the I-81 Improvement Fund to an annual allocation of 8.4% of funds available in the Interstate Operations and Enhancement Program through SB890/HB1414. These actions have resulted in the return of \$63.5 million (based on Commonwealth estimates) of the \$102 million annually diverted to the WMATA in 2018, SB856/HB1539. As of FY 2023, this leaves a remaining restoration amount of \$38.5 million.

In September 2021, furthering the principles of transparency and accountability, NVTA unveiled its project dashboard, [NoVA Gateway](#). The dashboard provides details of projects funded with 70% Regional Revenues in the form of maps, tables, charts, and descriptions. Details are provided in Section 7 below.

The FY2022-2027 Six Year Program was adopted in July 2022, approving more than \$626 million for an additional 20 multimodal transportation projects across the region. This brings the total number of unique projects funded through 70% Regional Revenue Funds to 122. More details are provided in Chapter 4.

An update to TransAction, the long-range multimodal transportation plan for Northern Virginia, was adopted by the Authority in December 2022, after a two-year long update process that included extensive modal-based and off-model analyses and public engagement. The next cycle of SYP updates will be based on the most recently adopted TransAction.

3. FISCAL YEAR 2023 – OVERALL REVENUE AND ALLOCATION

HB 2313 generated approximately \$421.5 million in FY2023. These funds were then distributed, as per Title 33.2-2500, of the *Code of Virginia*, with 30% to the member jurisdictions and 70% to the selected regional transportation projects. See Figures 1 and 2 below.

Figure 1: NVTA FY2023 Revenue Breakdown

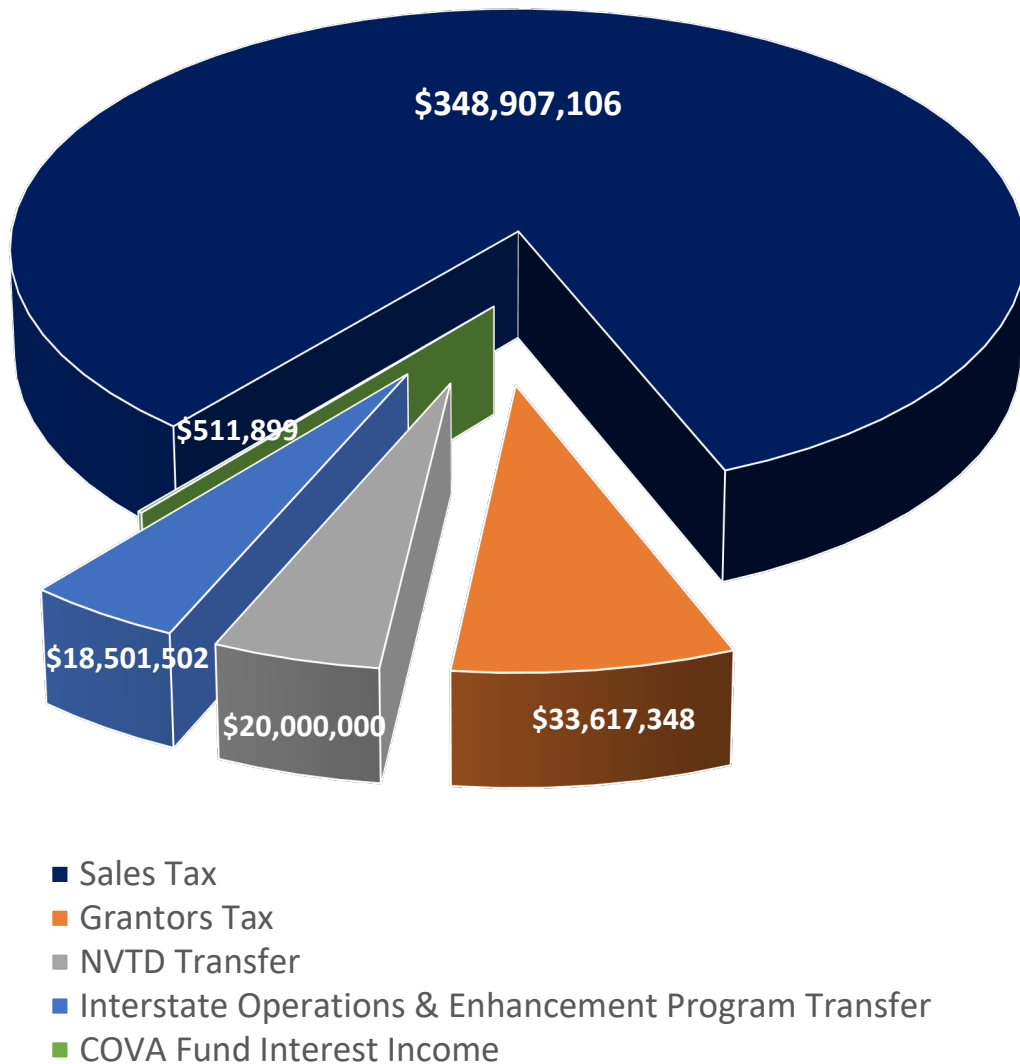
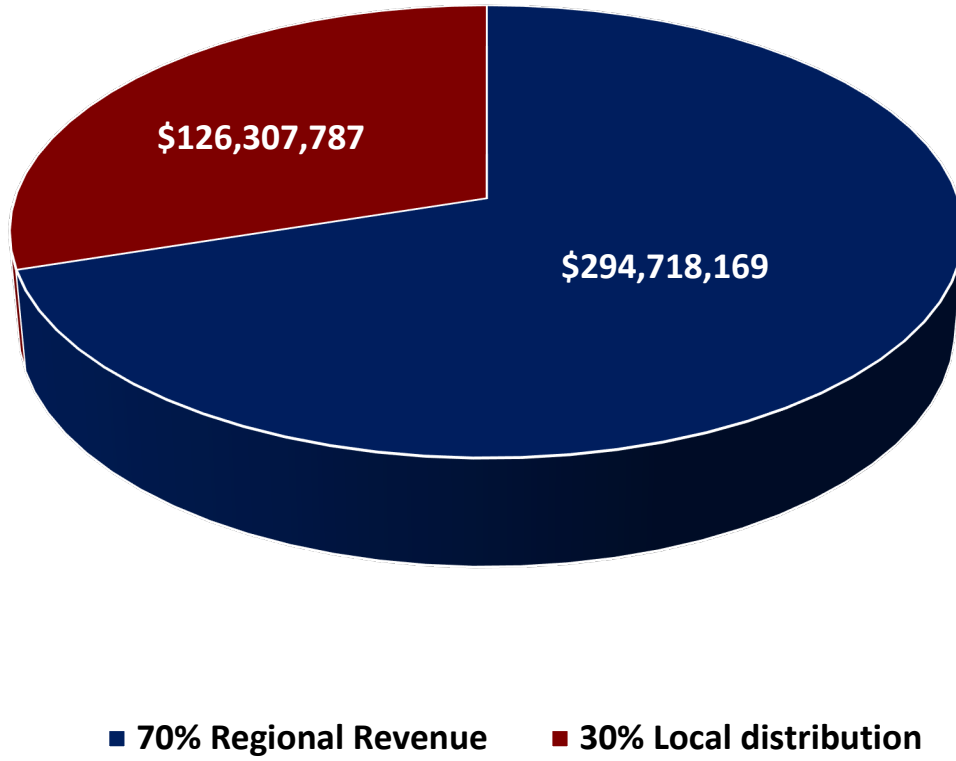


Figure 2: FY2023 70% Regional Revenue and 30 Percent Local Distribution



Source: NVTA FY2023 Financial Reports

4. 70 PERCENT REGIONAL REVENUE FUNDS

In July 2022, the Authority adopted its Six Year Program update for FY2022-2027 approving close to \$626 million for 20 multimodal transportation projects across the region. See Table 1 below. Together, this brings the total number of projects approved by the NVT A to 164 and the funding to \$3.1 billion. There are a number of projects that received funding for different phases in different SYP funding cycles and therefore, there are, are 122 unique projects but 164 total projects approved through the six funding cycles. See details of each program in Table 2 below.

Table 1: Projects Adopted in the FY2022-2027 SYP

Jurisdiction	Project Title	Funding Amount	Phases Funded
Arlington County	Ballston-MU Metrorail Station West Entrance	\$ 80,000,000	CN
Fairfax County	Fairfax County Parkway Widening: Nomes Court to Route 123	\$ 108,000,000	PE, ROW, CN
Fairfax County	Richmond Highway Widening from Mt. Vernon Memorial Highway/Jeff Todd Way to Sherwood Hall Lane	\$ 60,207,038	PE, ROW, CN
Fairfax County	Richmond Highway (Route 1) BRT	\$ 80,000,000	PE, ROW, CN, Asset Acq.
Fairfax County	Seven Corners Ring Road Improvements: Arlington Boulevard (Route 50) Westbound Ramp to Castle Place/Sleepy Hollow Road	\$ 4,200,000	PE
Fairfax County	Soapstone Drive Extension: Sunset Hills Road to Sunrise Valley Drive	\$ 73,793,037	PE, ROW, CN
Fairfax County	8 New Battery Electric Buses – Fairfax Connector Buses for Tysons to Franconia Service	\$ 10,000,000	Asset Acquisition
Loudoun County	Route 7 Corridor ITS Implementation Program	\$ 2,500,000	CN
Loudoun County	Route 7 Improvements: Route 9 to Dulles Greenway	\$ 20,000,000	ROW, CN
Loudoun County	Ryan Road Widening (Phase 2): Evergreen Mills Road to Beaverdam Drive	\$ 16,000,000	ROW, CN
Loudoun County	Loudoun County Parkway Interchange at US 50	\$ 35,250,000	PE, ROW, CN
Prince William County	University Boulevard Extension: Devlin Road to Wellington Road	\$ 53,000,000	CN
Prince William County	Van Buren Road North Extension: Route 234 to Cardinal Drive	\$ 8,000,000	PE
Prince William County	Old Bridge Road Widening: Colby Drive to Minnieville Road	\$ 25,000,000	PE, ROW, CN
Prince William County	Route 1 at Route 123 Interchange	\$ 3,000,000	PE
City of Alexandria	West End Transitway Phase 1b: South Van Dorn Street and Bridge Design	\$ 5,000,000	PE
City of Alexandria	Alexandria Bike and Pedestrian Trails Construction and Reconstruction: Holmes Run Trail - Dora Kelly Fair-weather Crossing Bridge	\$ 5,000,000	CN
City of Falls Church	North Washington Street Multimodal Improvements Project: Great Falls Street to Gresham Place	\$ 22,500,000	PE, ROW, CN

Jurisdiction	Project Title	Funding Amount	Phases Funded
City of Manassas	Liberia Avenue 3rd Lane Eastbound: Route 28 to Euclid Avenue	\$ 8,851,639	PE, ROW, CN
Town of Herndon	Herndon Parkway Improvements at Worldgate Drive Extension	\$ 4,581,000	ROW, CN
TOTAL		\$ 624,882,714	

Note: PE – Preliminary Engineering; ROW – Right of Way; CN – Construction; Asset Acq. – Asset Acquisition

Table 2: NVTA’s Funding Programs

Program	Adoption Date	Number of projects approved**	Total funds approved
FY2014*	7/24/2013	32	\$ 178,784,455
FY2015-2016*	4/23/2015	36	\$ 326,983,482
FY2017*	7/14/2016	11	\$ 166,043,951
FY2018-2023 SYP	6/14/2018	44	\$ 1,285,273,281
FY2020-2025 SYP	7/9/2020	21	\$ 539,110,783
FY2022-2027 SYP	7/14/2022	20	\$ 624,882,714
Total		164	\$ 3,121,078,666

* There were one or more projects in these programs that were withdrawn partially or fully by the applicant prior to or after the adoption. Such projects and funding are excluded in this table.

** Projects that received funding in different cycles are counted in each cycle. Counting them as single projects, the total number of unique projects approved is 122.

Additionally, the Authority appropriated \$133,404,670 for 10 projects in FY2023. Details of these projects are provided in Table 3 below.

Table 3: Projects that Received Regional Fund Appropriations in FY2023

Jurisdiction / Agency	Project Title	NVTA Funding Amount	Phases Funded
County			
Arlington County/NoVA Parks	Arlington W&OD Trail Enhancements	\$650,000	PE
Fairfax County	Richmond Highway (Route 1)/CSX Underpass Widening	\$12,000,000	CN
Fairfax County	Rock Hill Road Bridge	\$20,604,670	PE, ROW, CN
Loudoun County	Route 15 Bypass Widening: Battlefield Parkway to Montessor Road	\$54,000,000	ROW, CN
Prince William County	Construct Interchange at Prince William Parkway and Clover Hill Road	\$1,900,000	PE
Prince William County	Summit School Road Extension and Telegraph Road Widening	\$24,000,000	PE, ROW, CN
City			
City of Alexandria	West End Transitway: Northern Segment (Phase 1)	\$2,200,000	PE, ROW
City of Fairfax	Intersection Improvements at Eaton Place/Chain Bridge Road	\$10,750,000	PE, ROW, CN
City of Fairfax	Old Lee Highway Multimodal Improvements Phase 1	\$5,000,000	ROW, CN
Town			
Town of Vienna	Mill St NE Parking Garage	\$2,300,000	CN
Total		\$133,404,670	

Note: PE – Preliminary Engineering; ROW – Right of Way; CN – Construction

5. 30 PERCENT LOCAL DISTRIBUTION REVENUE FUNDS










Title 33.2-2500, of the *Code of Virginia* provides that 30% of the revenues received by the NVTa shall be distributed to the member jurisdictions, on a pro rata basis, after the Authority completes the annual certification for each jurisdiction, ensuring that the funds were only used under legislated requirements.¹ Counties are required by law to work cooperatively with towns (with a population of 3,500 or more) to ensure the towns receive their respective share of the 30% Local Distribution Revenue Funds.

Each city or county's 30% share is based on the total of the taxes that are generated in or attributable to that locality. Towns with populations of 3,500 or more receive through the county they are in, an allotment of 30% funds based on the total school age children within the town. Use of 30% revenues is solely the decision of the jurisdiction, provided they are used for one of the four public transportation purposes delineated in the State Code:

1. Additional urban or secondary road construction;
2. Other capital improvements that reduce congestion;
3. Other transportation capital improvements which have been approved by the most recent long range transportation plan adopted by the Authority; or,
4. Public transportation purposes.

Each jurisdiction annually certifies to the NVTa that the funds were used as required by statute. The distribution of FY2023 30% Local Distribution Funds is noted in Table 4 below.

Table 4: 30 Percent Local Distribution Revenue Funds for FY2023 (as of June 30, 2023)

Jurisdiction	30% Local Distribution Funds	
Arlington County	\$ 11,922,759	
Fairfax County	\$ 52,822,062	
Loudoun County	\$ 26,068,652	
Prince William County	\$ 19,761,694	
City of Alexandria	\$ 8,530,980	
City of Fairfax	\$ 2,852,690	
City of Falls Church	\$ 1,214,661	
City of Manassas	\$ 2,714,632	
City of Manassas Park	\$ 715,734	
Total Disbursements	\$ 126,603,864	

Source : NVTa FY2023 Financial Reports

Note: Distribution includes interest accrued on the Local Distribution Fund

All member jurisdictions received their proportional share of the 30% Local Distribution Funds in FY2023. The counties distribute revenues to the towns located within their boundaries based on their percentage of school-age population. Table 5 and Figure 3 show the number of projects by mode which the jurisdictions are advancing with 30% Local Distribution Funds through FY2023. Table 6 and Figure 4 show the dollar amount

¹ As required in the annual certification to NVTa, jurisdictions must enact the local Commercial and Industrial Property (C&I) at \$0.125 per \$100 valuation. Those jurisdictions that do not impose the C&I tax at the maximum allowed rate, will have to make an equivalent transfer for the difference or have their 30% revenues reduced by a corresponding amount. Jurisdictions that use the funds for non-transportation purposes will not receive 30% funds in the following year. Jurisdictions must also maintain a required level of prior local transportation funding in order to continue to receive 30% funds in the future.

allocated to these projects. The appendix at the end of the report provides a list of projects and other details by jurisdiction. It is important to note that 30% Local Distribution Funds can be accumulated over multiple years to advance projects.

Table 5: Summary of All Projects Programmed by Jurisdictions with 30 Percent Local Distribution Funds from FY2014 through FY2023 – Number of Projects by Mode and Jurisdiction

Jurisdictions	Transit (Bus/BRT + Rail)	Bike/Ped	Intersection / Interchange	Roadway	Transportation Technology	Other	Totals
Arlington County	9	2	0	6	4	4	25
Fairfax County	5	4	5	7	0	6	27
Loudoun County	5	14	13	20	0	3	55
Prince William County	2	3	5	10	0	2	22
City of Alexandria	10	1	3	0	0	0	14
City of Fairfax	1	9	4	7	3	3	27
City of Falls Church	3	10	4	2	3	3	25
City of Manassas	0	8	2	7	1	0	18
City of Manassas Park	0	1	0	6	1	0	8
Town of Dumfries	0	0	0	1	0	0	1
Town of Herndon	0	3	6	4	1	1	15
Town of Leesburg	0	7	0	7	1	0	15
Town of Purcellville	0	3	2	3	0	0	8
Town of Vienna	0	9	0	1	0	0	10
Totals	35	74	44	81	14	22	270

Figure 3: NVTA 30% Number of Projects by Mode

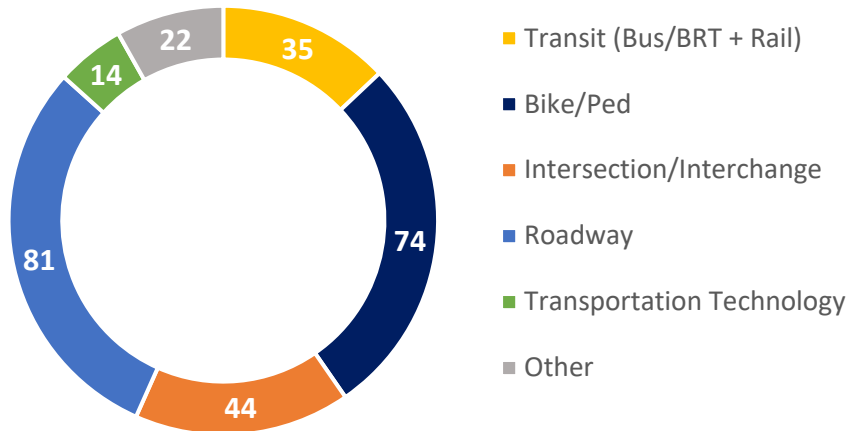
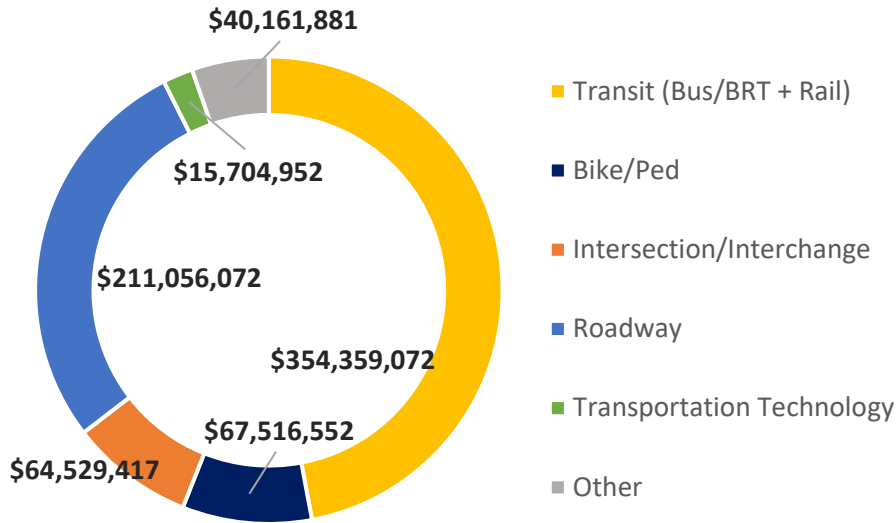


Table 6: Summary of All Projects Programmed by Jurisdictions with 30 Percent Local Distribution Funds from FY2014 through FY2023 – 30% Funds Allocated to Projects by Mode and Jurisdiction

Jurisdictions	Transit (Bus/BRT + Rail)	Bike/Ped	Intersection / Interchange	Roadway	Transportation Technology	Other	Totals
Arlington County	\$25,486,460	\$16,483,245	\$0	\$11,746,100	\$12,955,186	\$3,823,097	\$70,494,088
Fairfax County	\$199,871,022	\$564,154	\$16,254,586	\$36,704,407	\$0	\$31,018,429	\$284,412,598
Loudoun County	\$19,259,469	\$13,712,091	\$16,638,172	\$76,244,968	\$0	\$310,615	\$126,165,315
Prince William County	\$45,341,925	\$6,371,552	\$19,899,228	\$50,599,931	\$0	\$3,904,222	\$126,116,858
City of Alexandria	\$43,980,807	\$241,331	\$1,925,000	\$0	\$0	\$0	\$46,147,138
City of Fairfax	\$17,834,585	\$301,320	\$1,089,745	\$935,640	\$533,341	\$684,945	\$21,379,576
City of Falls Church	\$2,584,804	\$1,169,398	\$2,425,244	\$475,000	\$880,925	\$266,573	\$7,801,944
City of Manassas	\$0	\$6,507,026	\$1,228,687	\$7,915,000	\$700,000	\$0	\$16,350,713
City of Manassas Park	\$0	\$562,597	\$0	\$2,758,924	\$11,500	\$0	\$3,333,021
Town of Dumfries	\$0	\$0	\$0	\$1,500,000	\$0	\$0	\$1,500,000
Town of Herndon	\$0	\$1,640,000	\$3,677,000	\$3,100,000	\$350,000	\$154,000	\$8,921,000
Town of Leesburg	\$0	\$12,127,627	\$0	\$15,435,300	\$274,000	\$0	\$27,836,927
Town of Purcellville	\$0	\$574,081	\$1,391,755	\$2,140,802	\$0	\$0	\$4,106,638
Town of Vienna	\$0	\$7,262,130	\$0	\$1,500,000	\$0	\$0	\$8,762,130
Totals	\$354,359,072	\$67,516,552	\$64,529,417	\$211,056,072	\$15,704,952	\$40,161,881	\$753,327,946

Figure 4: NVTA 30% Allocated Funds by Mode



Notes:

- This 30% summary project list, and accompanying graphs, were generated on October 31, 2023, based on responses received from jurisdictions to an NVTA staff request. Jurisdictions may use these funds for staff resources but they are not reported here.

6. FISCAL YEAR 2024-2027 REVENUE ESTIMATES

The Authority’s revenue estimates are made using a regional multi-jurisdictional approach. Jurisdictional input is heavily relied upon in making the revenue estimates. Current revenue projections for FY2024 through FY2027 are shown in Table 7, Table 8 and Figure 5. NVTA determines estimates for Sales Tax and the Regional Congestion Fee (Grantor’s). The Commonwealth provides estimates for the transfer from the Interstate Operations and Enhancement Program. The Northern Virginia Transportation District transfer is set by legislation at \$20 million annually. These estimates were adopted by the Authority in 2022 and reflect funding changes through the 2022 General Assembly Session and the projected impact of the COVID-19 pandemic.

Table 7: NVTA Revenue and Distribution Estimates for FY2024–2027

NVTA Revenue	FY2024 Projection	FY2025 Projection	FY2026 Projection	FY2027 Projection	Total
Sales Tax	\$324,471,940	\$336,077,528	\$344,161,886	\$352,466,417	\$1,357,177,770
Interstate Operations & Enhancement Program	\$19,653,162	\$21,333,206	\$21,160,776	\$20,895,173	\$83,042,317
Grantors Tax	\$47,391,542	\$51,784,117	\$55,504,105	\$55,504,105	\$210,183,871
NVTD Transfer	\$20,000,000	\$20,000,000	\$20,000,000	\$20,000,000	\$80,000,000
Total Revenue	\$411,516,644	\$429,194,851	\$440,826,767	\$448,865,696	\$1,730,403,958

Source : NVTA Adopted Revenue Projections

Note : The totals may not add up due to rounding.

Figure 5: NVTA FY2024-2027 Estimated Revenue Breakdown

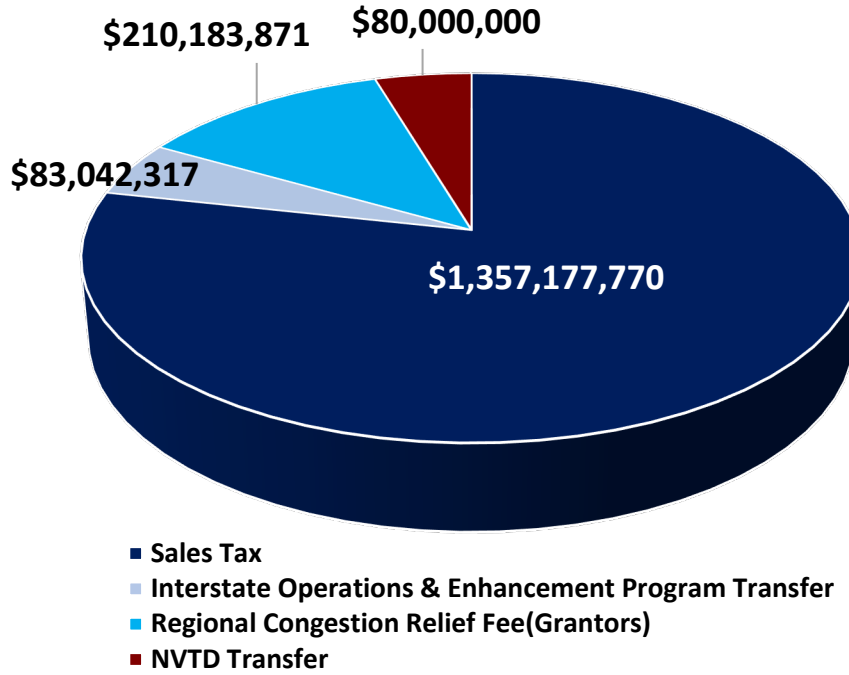


Table 8: NVTA FY2024-2027 Estimated Revenue Allocation

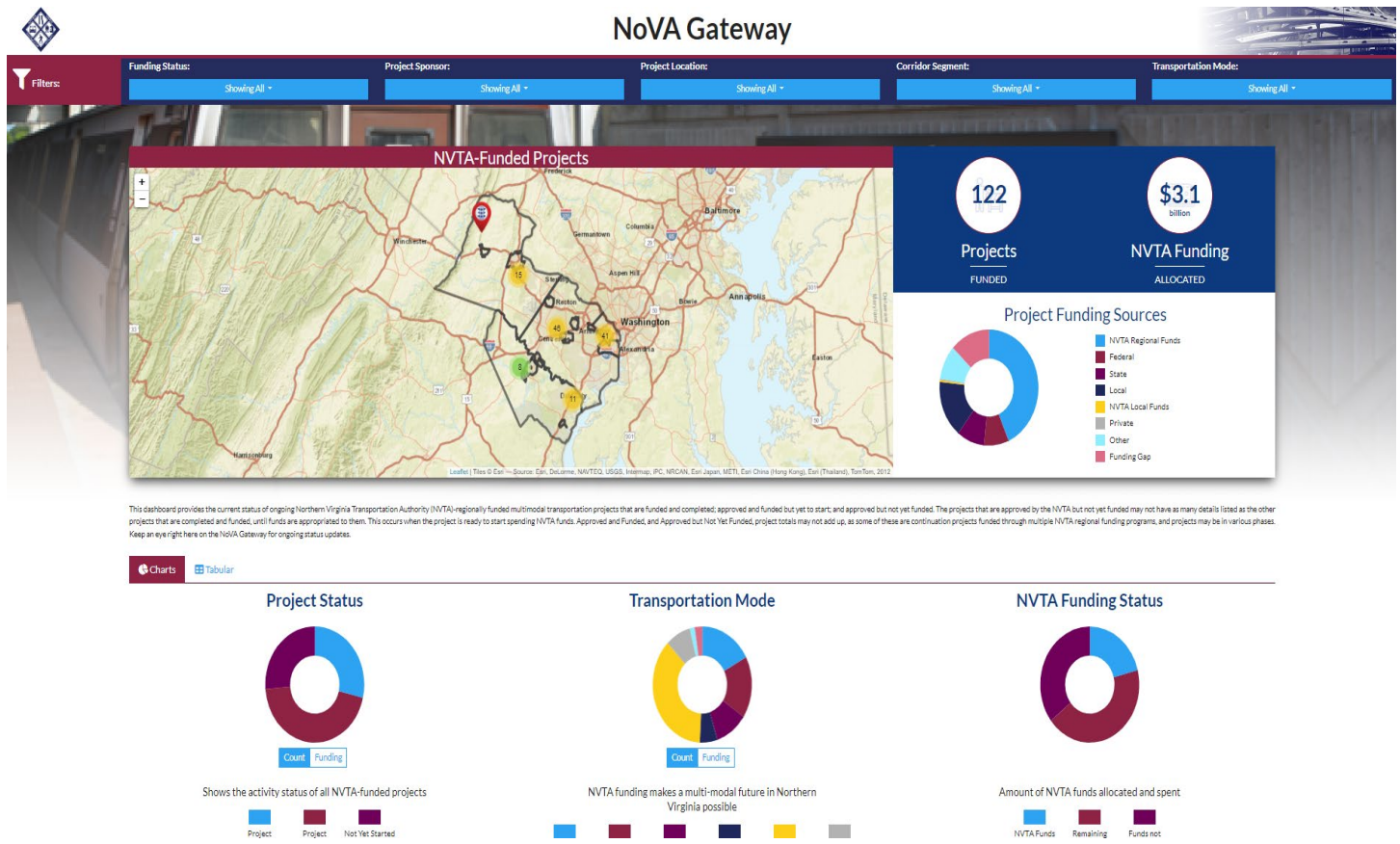
NVTA FY 2024-2027 Estimated Revenue Allocation	FY2024	FY2025	FY2026	FY2027
70% Regional Revenue	\$288,061,651	\$300,436,396	\$308,578,737	\$314,205,987
30% Local Distribution	\$123,454,993	\$128,758,455	\$132,248,030	\$134,659,709

Source : NVTA Adopted Revenue Projections

7. NoVA Gateway

In September 2020, NVTA unveiled its project dashboard, NoVA Gateway. Further, in December 2021, several enhancements were made to the Gateway. Various updates and upgrades were implemented to the NoVA Gateway to show more details. NoVA Gateway is a public-facing transparent dashboard that provides details of projects funded with 70% Regional Revenues. Visitors to the NoVA Gateway can see all projects or sort them by funding status, project sponsor, project location, corridors, and/or transportation mode. Details are displayed as maps, tables, charts, and descriptions. Project details are updated regularly to give the latest information.

NoVA Gateway can be accessed at <https://novagateway.org/>



APPENDIX: PROJECTS PROGRAMMED WITH 30 PERCENT LOCAL DISTRIBUTION FUNDS FROM FY2014 THROUGH FY2023 BY JURISDICTIONS

This section contains each individual jurisdiction's list of projects using NVTAs's 30% Local Distribution Funds. It includes the name of project, 30% funds allocated, primary mode, phases of the project that funds are being applied towards, the status of the project and the completion date of the project. Two accompanying charts are also included for each jurisdiction. The first highlights the 30% funding allocated to each primary mode of project for that jurisdiction. The second shows the total amount of funding allocated to projects alongside the remaining amount of funds received by the jurisdiction though not yet allocated to projects. Only the cumulative FY 2014-2023 30% allocated funds are shown in these subsequent tables. The data presented in these charts are for contextual purposes only and are based on unverified survey responses from project coordinators at the jurisdiction, and not NVTAs controlled fiscal records.

ARLINGTON COUNTY

Project Title	30% Local Distribution Fund	Primary Mode	Phases Funded	Project Status	Completion Date
Capital Bikeshare (multiple locations)	\$13,953,938	Bike/Ped	Operations, Expansion	Funded and ongoing	
Improvements Outside Major Corridors (multiple locations)	\$9,206,549	Roadway	Design, CN	Funded and ongoing	
Transit Operations (incremental cost for new routes)	\$8,512,373	Bus/BRT	Operations	Funded and ongoing	
ART Bus Procurement	\$6,874,706	Bus/BRT	Acquisition	Funded and ongoing	
ART Operations and Maintenance Facility*	\$6,122,852	Bus/BRT	Design, CN	Under Construction	Fall 2024
Intelligent Transportation Systems (includes TMC and CCTV upgrades)*	\$5,390,113	Transportation Technology	Design, Acquisition, CN	Funded and ongoing	
Traffic Signal Rebuilds, Infrastructure Upgrades, Facilities (multiple locations)	\$4,353,572	Transportation Technology	Design, CN	Funded and ongoing	
Transit ITS and Planning (Includes TSP)	\$3,161,254	Transportation Technology	Other	Funded and ongoing	
Bicycle and Pedestrian Facilities	\$2,529,307	Bike/Ped	Design, CN	Funded and ongoing	
Program Administration	\$2,457,261	Other	Other	Funded and ongoing	
Bus Stops and Shelters, including accessibility improvements (multiple locations)	\$2,234,433	Bus/BRT	Design, CN	Funded and ongoing	
Traffic Counts (multiple locations)	\$1,359,287	Roadway	Other	Funded and ongoing	
Transportation Demand Management	\$653,368	Other	Other	Funded and ongoing	
Ballston Multimodal Improvements	\$650,270	Bus/BRT	CN	Completed	Completed
Transit Strategic Plan & ART Asset Management Plan	\$629,911	Bus/BRT	Plan	Transit Strategic Plan Update Funded and Ongoing	
Carlin Springs Road Bridge over George Mason Drive (Replacement)	\$526,800	Roadway	CN	Completed	
Strategic Network Analysis and Planning	\$525,423	Other	Plan	Ongoing	
Arlington Blvd Intersections (multiple locations)	\$387,783	Roadway	Design	Completed	Completed

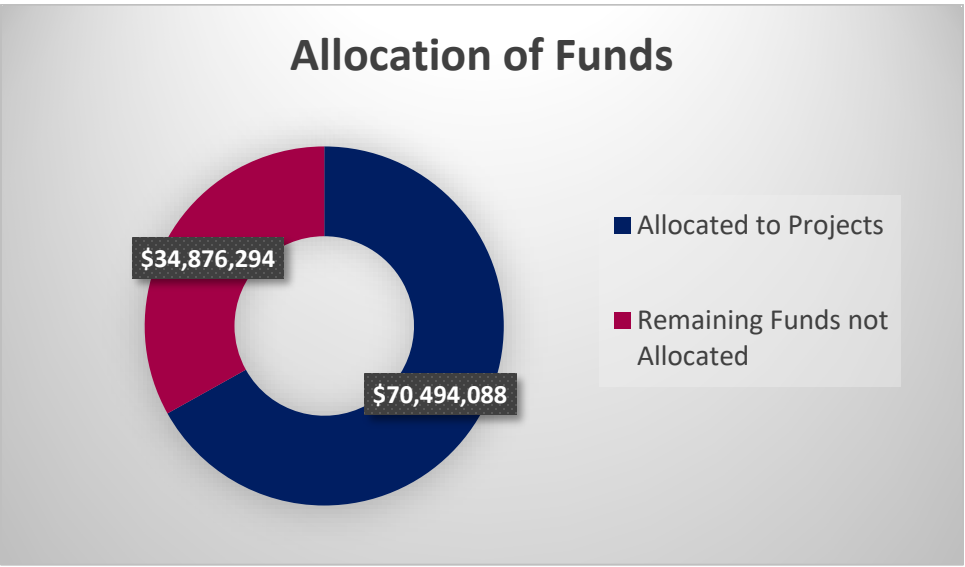
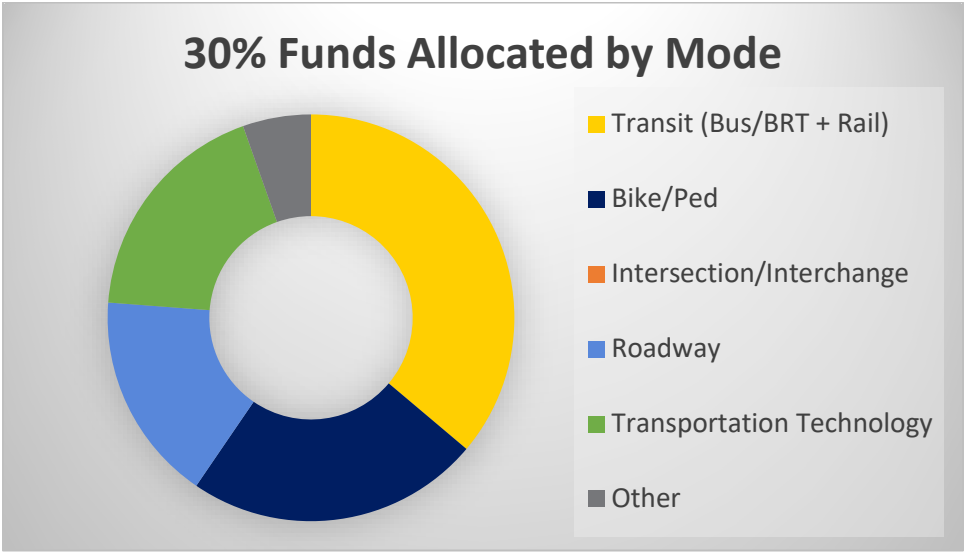
Project Title	30% Local Distribution Fund	Primary Mode	Phases Funded	Project Status	Completion Date
Bus Bay Expansion - East Falls Church Metro Station	\$384,063	Bus/BRT	Design, CN	Final Design	
STAR Call Center Office Space	\$187,045	Other	Other	Completed	Completed
Safety Improvements	\$165,387	Roadway	Design	Ongoing	
Arlington Blvd/Washington Blvd Interchange	\$100,294	Roadway	Design	Ongoing -- VDOT Project Pipeline Study + IAR / OSAR	
Court House Metrorail Station Second Elevator	\$60,894	Rail	Design	Ongoing	
Traffic Signal Optimization	\$50,247	Transportation Technology	Other	Ongoing	
Ballston-MU Metrorail Station West Entrance*	\$16,958	Rail	Design	Design	June 30, 2027
Total Number of Projects: 25	\$70,494,088				

Note: Projects with an asterisk () next to the end of their title represent projects with both 30% Local funds and 70% Regional funds allocated towards them.*

Note: PE – Preliminary Engineering; ROW – Right of Way; CN – Construction

Arlington County		
Primary Mode	Number of Projects	Amount of 30% Funds Allocated
Transit (Bus/BRT + Rail)	9	\$25.5M
Bike/Ped	2	\$16.5M
Intersection/Interchange	0	\$0.0M
Roadway	6	\$11.7M
Transportation Technology	4	\$13.0M
Other	4	\$3.8M
Totals	25	\$70.5M

Note: The total may not add up due to rounding.



FAIRFAX COUNTY

Project Title	30% Local Distribution Fund	Primary Mode	Phases Funded	Project Status	Completion Date
Fairfax Connector Service	\$90,412,628	Bus/BRT	Operations	Service in effect	
WMATA Capital Funding	\$67,842,937	Rail	Transfer to WMATA Capital Fund	County transfer to the WMATA Capital Fund, per VA Code.	
Silverline Metrorail Ph II NVTA 30%	\$40,250,000	Rail	Design, CN	Silver Line Phase 2 Activity	November 2022
Various Project Implementation Works	\$17,287,506	Other	Other	Ongoing	
Route 7 widening: Colvin Forest Drive to Jarrett Valley Drive*	\$12,409,921	Roadway	PE, Design, CN	In construction/Ongoing	July 2024
Town Center Parkway DTR Underpass Rail Support	\$8,659,067	Roadway	PE, CN	Completed	August 2019
Soapstone Drive DTR Overpass*	\$8,455,335	Roadway	PE, Design	Environmental study continuing	June 2030
Spot Roadway Program (6 individual projects)	\$5,994,329	Other	All	Various stages	
Braddock Road Improvement Ph 2	\$5,400,000	Intersection/Interchange	PE, Design	Ongoing	
Traffic Studies/Planning (18 individual projects)	\$4,928,773	Other	Other	Various stages	
Balls Hill Road & Old Dominion Drive	\$4,705,295	Intersection/Interchange	PE, Design	In design; ongoing	Fall 2028
Fairfax County Parkway/Popes Head Road Interchange	\$4,330,000	Intersection/Interchange	PE, Design, CN	Ongoing	December 2026
Frontier Drive Extension*	\$3,000,000	Roadway	PE, Design	Design/PE ongoing	
Route 28 Widening: Prince William County Line to Route 29*	\$2,774,618	Roadway	PE, Design, CN	In construction/Ongoing. CN contract final completion date May 24, 2024.	May 24, 2024
Herndon Metrorail Parking Garage	\$1,936,430	Other	PE, Design, CN	Completed	
Braddock Road Multimodal Study	\$1,622,687	Intersection/Interchange	Study	Completed. Design/Construction by VDOT	
Shirley Gate Road from Braddock to Fairfax County Pkwy	\$1,318,147	Roadway	PE, Design	In Design/Ongoing	2026

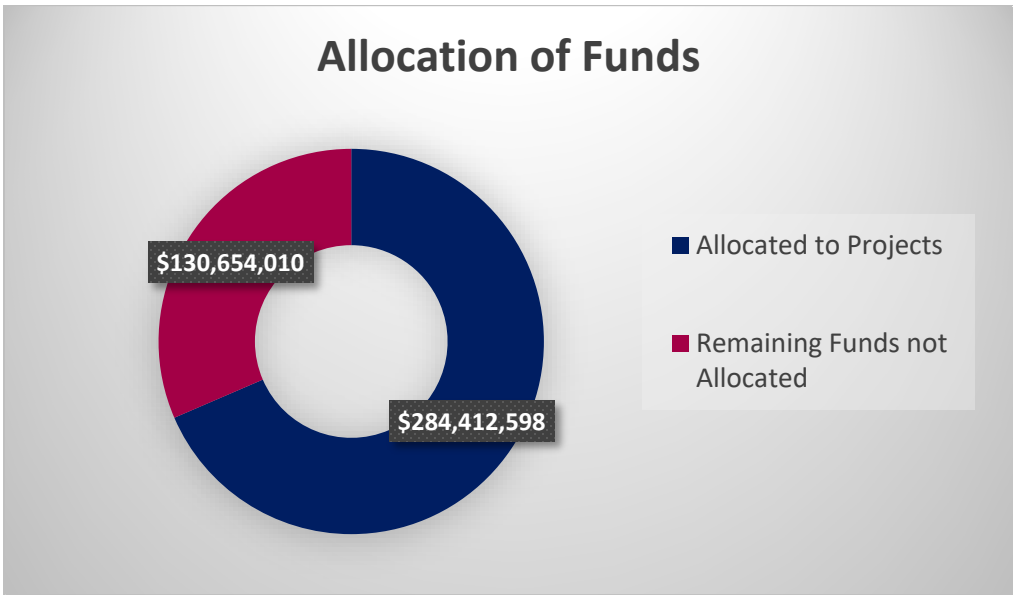
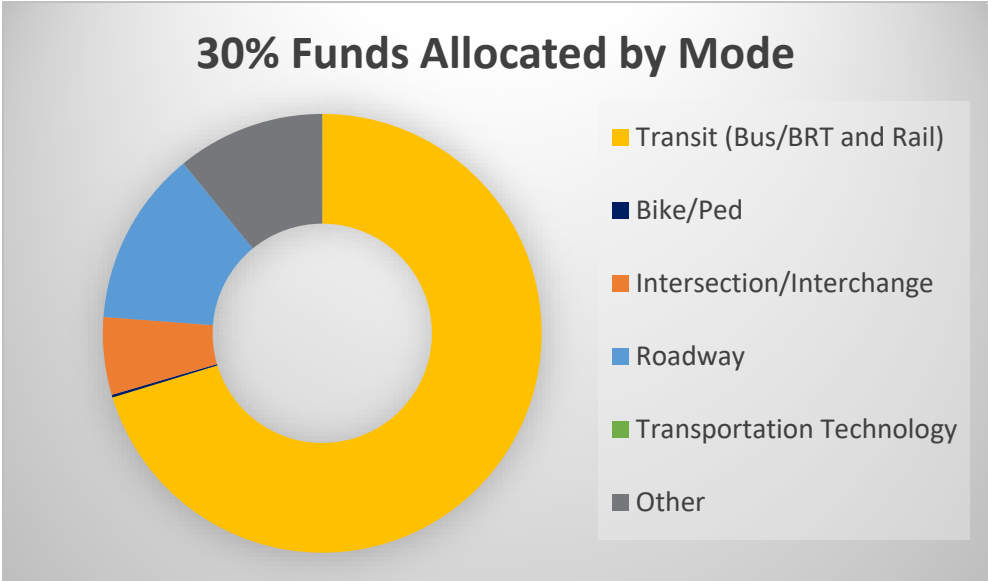
Project Title	30% Local Distribution Fund	Primary Mode	Phases Funded	Project Status	Completion Date
Innovation Center Metrorail Parking Garage	\$862,171	Other	PE, Design, CN	Completed. Silver Line Phase 2 opened on 11/15/2022.	
Richmond Highway Bus Rapid Transit – Phase I & II*	\$714,033	Bus/BRT	PE, Design	Environmental study/design ongoing	December 2031
Route 1 Study (Pohick to Occoquan)	\$651,424	Bus/BRT	Study	Completed	
Vienna Metro Bike/Ped Interim Improvements	\$300,000	Bike/Ped	PE, CN	99% Complete	Late 2024
I-66/ Random Hills Road	\$256,235	Bike/Ped	PE	In Design/Ongoing	March 2026
Seven Corners Interchange Improvements*	\$196,604	Intersection/ Interchange	PE, Design	Ongoing	June 2030
Tysons Projects (Boone Blvd/Gosnell Feasibility Study)	\$87,319	Roadway	Study	Completed	
Fairfax Corner Parking Facility	\$9,220	Other	Other	Completed	September 2023
Active Transportation Wayfind signage	\$5,000	Bike/Ped	Study	Ongoing	
Telegraph Road Walkway	\$2,919	Bike/Ped	PE, Design, CN	Construction substantially completed on 9/13/21.	
Total Number of Projects: 27	\$284,412,598				

Note: Projects with an asterisk () next to the end of their title represent projects with both 30% Local funds and 70% Regional funds allocated towards them.*

Note: PE – Preliminary Engineering; ROW – Right of Way; CN – Construction

Fairfax County		
Primary Mode	Number of Projects	Amount of 30% Funds Allocated
Transit (Bus/BRT + Rail)	5	\$199.9M
Bike/Ped	4	\$0.6M
Intersection/Interchange	5	\$16.3M
Roadway	7	\$36.7M
Transportation Technology	0	\$0.0M
Other	6	\$31.0M
Totals	27	\$284.4M

Note: The total may not add up due to rounding.



LOUDOUN COUNTY

Project Title	30% Local Distribution Fund	Primary Mode	Phases Funded	Project Status	Completion Date
Metro Capital Contribution	\$16,042,137	Rail	Other	Funded	
Northstar Blvd (Route 50 to Shreveport)*	\$15,997,922	Roadway	CN	Design/ROW/Construction all on-going; Construction completion expected in spring 2025.	Spring 2025
Sterling Blvd Extended (Pacific Blvd to Moran Rd)	\$12,315,652	Roadway	Design, ROW, Utility, CN	Funded and ongoing (Design)	
Belmont Ridge Road Improvements (Gloucester to Hay)*	\$10,805,386	Roadway	Design, CN	Complete	Completed September 30, 2016
Northstar Blvd (Route 50 to Tall Cedar)*	\$7,350,000	Roadway	Design, ROW, CN	CN on-going; Start Date 10/31/2021 & Contractual Substantial Completion Date 10/13/2023	Contractual Substantial Completion Date October 13, 2023
Prentice Lockridge Loudoun County Parkway*	\$7,319,000	Roadway	Design	Funded and ongoing (Design)	
Sidewalk and Trail Program	\$6,110,000	Bike/Ped	PE	Funded	
Riverside Pkwy (Lexington Dr to Loudoun County Pkwy)	\$6,000,000	Roadway	ROW, Utility, CN	Completed; Start Date 11/14/2019 & Completion Date 07/29/2022	Completed July 29, 2022
Route 7 & Route 690 Interchange	\$3,845,000	Intersection/Interchange	CN	Funded and ongoing (Design)	
Route 7 Improvements (Route 9 to Dulles Greenway)*	\$3,607,000	Roadway	Design, CN	Funded	
Farmwell Rd (Smith Switch to Ashburn Rd)	\$3,500,000	Intersection/Interchange	Design, CN	Funded and ongoing (Design)	
Hillsboro Route 9 Improvements*	\$3,361,000	Intersection/Interchange	CN	Complete	Completed April 30, 2021
Westwind Drive State St to Ladbrook Drive	\$3,064,125	Roadway	CN	Westwind drive is in design; it is still a few years from construction.	

Project Title	30% Local Distribution Fund	Primary Mode	Phases Funded	Project Status	Completion Date
Moorefield Parkway to Moorefield Station	\$2,624,078	Roadway	CN	Design	
Braddock Summerall Supreme	\$2,421,000	Intersection/Interchange	CN	Project being constructed by a Developer. Construction updates can be obtained from Susan Glass.	
Belmont Ridge Road South*	\$2,400,000	Roadway	Design, ROW, CN	Funded and ongoing (PE)	
Harmony School Sidewalk	\$2,183,000	Bike/Ped	PE	Design	
Leesburg Tuscarora Creek Trail	\$1,800,000	Bike/Ped	CN	Complete	Completed
Crosstrail Phase A2 Claudia Dr & Sycolin Road	\$1,594,493	Roadway	Design, ROW, CN	Complete; Start Date 06/09/2015 & Substantial Completion 6/1/2019	Substantial Completion June 1, 2019
Crosstrail Phase B	\$1,490,000	Roadway	CN	Complete; Start Date 06/17/2020 and Substantial Completion Date 08/19/2022	Substantial Completion Date August 19, 2022
Farebox Replacement	\$1,472,132	Bus/BRT	FF&E	Funded	
Contingency - Sidewalks (Countywide)	\$1,279,759	Bike/Ped	Design	Funded and ongoing	Completed January 21, 2021
Route 9 & Route 287 Roundabout	\$1,213,000	Intersection/Interchange	Design, CN	Is in the ROW acquisition phase.	
Bus Stops for new Routes	\$1,000,000	Bus/BRT	ROW	Funded	
W&OD Crossing Improvements	\$934,500	Bike/Ped	Design	Funded and ongoing (Design)	
LC Parkway Dulles Landing to Route 50	\$673,687	Roadway	CN	Project has completed design and the Board chose to not pursue construction of the turn lane.	
Route 7 Shared Use Path	\$668,275	Bike/Ped	PE	Design	
Northstar / Belmont Ridge Rd Traffic Signal	\$620,000	Intersection/Interchange	CN	Completed; Start Date 08/10/2017 & Completion Date 1/21/2021	
Evergreen Mills Road – Reservoir Road and Watson Road*	\$617,000	Intersection/Interchange	ROW	Funded and ongoing (ROW)	
Bus Shelters and Benches	\$507,000	Bus/BRT	PE	Design	

30% Local					
Project Title	Distribution Fund	Primary Mode	Phases Funded	Project Status	Completion Date
Route 50/Loudoun County Pkwy*	\$500,000	Intersection/Interchange	PE	Design	
Loudoun County Parkway and Beaumeade Circle Signal	\$457,912	Intersection/Interchange	Design, ROW, CN	Completed 2018/2019	Completed 2018/2019
Mooreview Pkwy (Croson to Old Ryan Rd)	\$324,608	Roadway	CN	Complete; Start Date 03/17/2017 & Completion Date 10/6/2020	Completed October 6, 2020
Shaw Road Improvements	\$322,339	Roadway	CN	Completed; Start Date 11/1/2022 & Substantial Completion Date 4/30/2023	Substantial Completion Date April 30, 2023
Enterprise Steet Crosswalk	\$294,000	Bike/Ped	PE	Design	
Montresor Road Sidewalk	\$255,200	Bike/Ped	PE, Design	Funded and ongoing (Design)	
Project Management Consulting Services	\$238,750	Other	Design	Funded and ongoing	
Leesburg Bus Shelters	\$238,200	Bus/BRT	Design, CN	Funded	
Ryan Road - Evergreen Mills Road to Beaverdam Drive*	\$138,000	Roadway	PE	Design Phase	
Edgewater Street Sidewalk	\$135,822	Bike/Ped	PE, Design	Completed	Completed
Route 15 Improvements, Phase 2: Montresor to Point of Rocks, Segment 2	\$61,000	Roadway	PE	Funded and ongoing (Design)	
Oak Grove Road Route 824	\$60,000	Roadway	PE, Design	Completed	
Traffic Calming Signs	\$54,256	Roadway	CN	Funded and ongoing (Construction)	
Braddock Riding Center Drive Signal	\$45,367	Intersection/Interchange	Design, ROW, CN	Complete; Start Date 09/08/2016 & Completion Date 04/19/2018	
Contingency - Traffic Calming (Countywide)	\$43,422	Roadway	Design, CN	Complete	Completed
West Poplar Road Traffic Study	\$38,420	Other	PE	Complete	Completed
Route 7 – Blue Ridge Mountain / Raven Rocks Intersection	\$35,000	Intersection/Interchange	PE	Funded and ongoing (Design)	
Marblehead Drive & Gloucester Traffic Study	\$33,445	Other	Design, ROW, CN	Completed	Completed

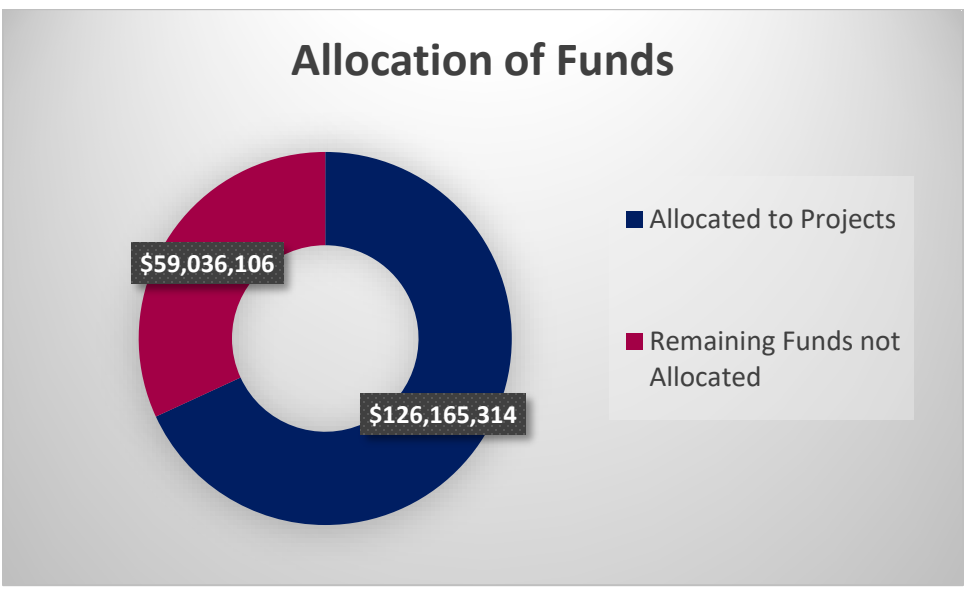
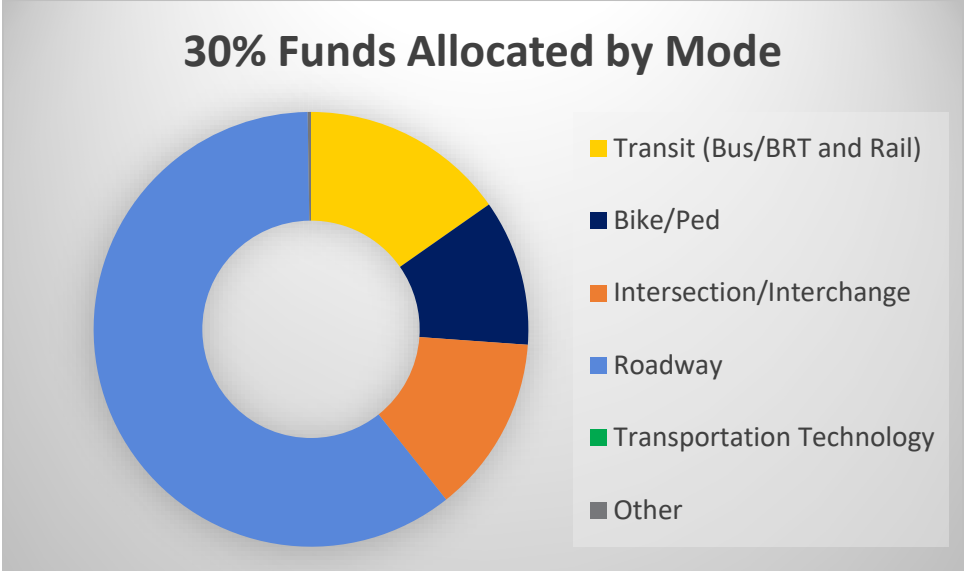
Project Title	30% Local Distribution Fund	Primary Mode	Phases Funded	Project Status	Completion Date
River Creek Sidewalks	\$23,305	Bike/Ped	Design	Funded and ongoing (Design)	
Contingency - Traffic Signal (Countywide)	\$18,991	Intersection/Interchange	Design	Funded and ongoing	
Belmont Ridge Road & Freedom Trail Sidewalk	\$12,271	Bike/Ped	CN	Complete; Start Date 07/03/2019 and Completion Date 01/22/2021	Completed January 22, 2021
Sterling Sidewalks	\$9,956	Bike/Ped	Design	Complete	Completed
Ashbrook Pl & Atwater Drive Intersection	\$3,902	Intersection/Interchange	PE	Completed; Start Date 09/29/2022 & Completion Date 06/17/2023	Completed June 17, 2023
Broadlands Blvd Sidewalk	\$3,278	Bike/Ped	CN	Completed	Completed
Route 7 Pedestrian Improvements	\$2,725	Bike/Ped	ROW	2 of three intersections completed Start Date was 07/05/2022 & Completion Date 12/14/2022; Third intersection pending VDOT permit with completion expected before the end of calendar year 2023.	2 Intersections Completed on December 14, 2022 and 3rd Intersection Anticipated Completion Before End of CY 2023
Total Number of Projects: 55	\$126,165,315				

Note: Projects with an asterisk () next to the end of their title represent projects with both 30% Local funds and 70% Regional funds allocated towards them.*

Note: PE – Preliminary Engineering; ROW – Right of Way; CN – Construction

Loudoun County		
Primary Mode	Number of Projects	Amount of 30% Funds Allocated
Transit (Bus/BRT + Rail)	5	\$19.3M
Bike/Ped	14	\$13.7M
Intersection/Interchange	13	\$16.6M
Roadway	20	\$76.2M
Transportation Technology	0	\$0.0M
Other	3	\$0.3M
Totals	55	\$126.2M

Note: The total may not add up due to rounding.



PRINCE WILLIAM COUNTY

Project Title	30% Local Distribution Fund	Primary Mode	Phases Funded	Project Status	Completion Date
Virginia Railway Express (VRE) Subsidy	\$45,174,338	Rail	Transit Subsidy	FY24 Adopted Budget provided \$4,924,666	N/A
Minnieville Road (Spriggs Rd to Route 234)	\$19,450,000	Roadway	PE, ROW, CN	Completed	Complete
Minnieville Road/Prince William Parkway Interchange	\$10,000,000	Intersection/ Interchange	PE	Design plans submitted to VDOT/PWC Development Services in May 2023. NEPA anticipated to be complete July 2023.	TBD
University Blvd Extension (Sudley Manor Dr to Edmonston Dr)	\$9,701,810	Roadway	PE, ROW, CN	Construction activities are ongoing and on schedule to be completed Summer 2024 (FY25). Timbering, bridge substructure and superstructure complete.	Summer 2024
Neabsco Mills Road Widening (Route 1 to Smoke Court)	\$8,996,659	Roadway	ROW, CN	Eastbound lane shift scheduled September 2023. Coordination meeting held July 2023 to discuss project delays and schedule recovery.	Spring 2024
Prince William Parkway - University Blvd Interchange*	\$5,513,000	Intersection/ Interchange	PE, ROW, CN	Construction anticipated to be completed Winter 2023. Traffic signal foundation work continues at all signalized intersections. Median work/widening complete on University Blvd. Storm sewer and structure installation complete.	Winter 2023
Potomac and Neabsco Parking Garage	\$5,280,000	Bike/Ped	ROW	Groundbreaking held March 2023. Construction activities ongoing. Encroachment agreement with Dominion being finalized.	Summer 2024 (FY 2025)

Project Title	30% Local Distribution Fund	Primary Mode	Phases Funded	Project Status	Completion Date
University Blvd Extension (Devlin to Wellington)*	\$4,927,118	Roadway	PE, ROW, CN	LAP agreement executed June 2023 with VDOT.	FY 2027
Devlin Road Widening (Linton Hall Rd to Wellington Rd)	\$4,000,000	Roadway	PE	Design wrapping up, all parcels have been offered with 13 ready for closing with several going for Board authorization July 27, 2023 to expedite utility relocation. Noise wall geotechnical completed June 2023 and Final Traffic Engineering Report approved by VDOT July 2023.	Summer 2025 (FY 2026)
Transportation & Roadway Improvement Program (New)	\$2,351,272	Other	Discretionary / Various Improvements	Ongoing	N/A
Fuller Road Improvements	\$2,000,000	Intersection/ Interchange	PE, ROW, CN	Construction contract awarded September 2022. NTP issues November 2022. Construction activities ongoing and on schedule to be completed in Spring 2024.	Spring 2024
Old Bridge Road at Gordon Boulevard (Route 123) Intersection Improvements	\$1,736,228	Intersection/ Interchange	PE	Undergoing alternative design development. Public Information meeting scheduled September 2023.	TBD
Van Buren Road Extension (Route 234 to Cardinal Drive) NEPA Study*	\$1,552,950	Other	PE	30% plan update is ongoing. Concurrence from VDHR received June 2023. NEPA draft EA can now be completed.	TBD
Route 28, Phase 2 (Relocated Vint Hill Road to Fitzwater Drive)*	\$1,500,000	Roadway	CN	Completed	Complete
Prince William Parkway (Old Bridge Rd to Minnieville Rd)	\$1,467,368	Roadway	ROW, CN, Project Management	Completed	Complete
North Woodbridge Pedestrian Bridge	\$1,000,000	Bike/Ped	PE, ROW, CN	Selected for Congressionally Directed Spending. Pending project agreement execution.	FY 2027

Project Title	30% Local Distribution Fund	Primary Mode	Phases Funded	Project Status	Completion Date
Telegraph Road (Horner) Traffic Signal Project	\$650,000	Intersection/Interchange	PE, ROW, CN	Completed - Signal operational	Complete
Route 1: Neabsco to Featherstone	\$361,976	Roadway	PE, ROW, CN	Project substantially completed Fall 2023. VDOT lighting completed/energized. Final surface pavement/stripping ongoing.	Fall 2023
Potomac and Rappahannock Transportation Commission (PRTC) Subsidy	\$167,587	Bus/BRT	Transit Subsidy	One-time payment in June of 2017 (FY 17) of \$1,298,017 (\$167,587 30%) to PRTC to make up the shortfall between our subsidy obligations to PRTC and fuel tax revenue	N/A
Rollins Ford Rd Roundabout	\$145,000	Roadway	PE, ROW, CN	Selected for Congressionally Directed Spending. Pending project agreement execution.	FY 2027
Dumfries Road Shared Use Path/Trail (Country Club Drive to Exeter Drive)	\$91,552	Bike/Ped	CN	Completed	Complete
North Woodbridge Mobility Improvements (Marina Way)*	\$50,000	Roadway	Contingency	Coordination with various developers ongoing. Survey field work initiated, traffic data being collected. Scoping/kickoff meeting held with VDOT June 2023.	Summer 2027
Total Number of Projects: 22	\$126,116,858				

Note: Projects with an asterisk () next to the end of their title represent projects with both 30% Local funds and 70% Regional funds allocated towards them.*

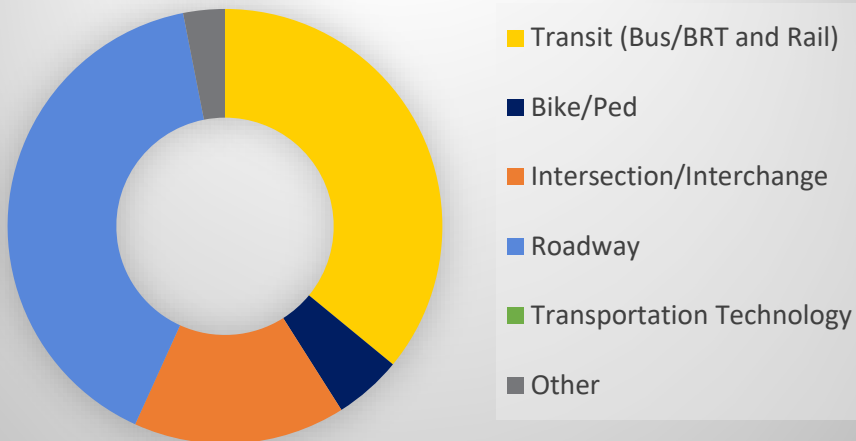
Note: PE – Preliminary Engineering; ROW – Right of Way; CN – Construction

Prince William County

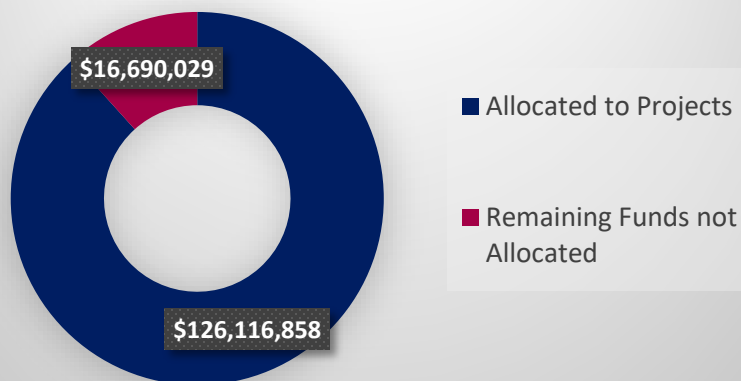
Primary Mode	Number of Projects	Amount of 30% Funds Allocated
Transit (Bus/BRT + Rail)	2	\$45.3M
Bike/Ped	3	\$6.4M
Intersection/Interchange	5	\$19.9M
Roadway	10	\$50.6M
Transportation Technology	0	\$0.0M
Other	2	\$3.9M
Totals	22	\$126.1M

Note: The total may not add up due to rounding.

30% Funds Allocated by Mode



Allocation of Funds



CITY OF ALEXANDRIA

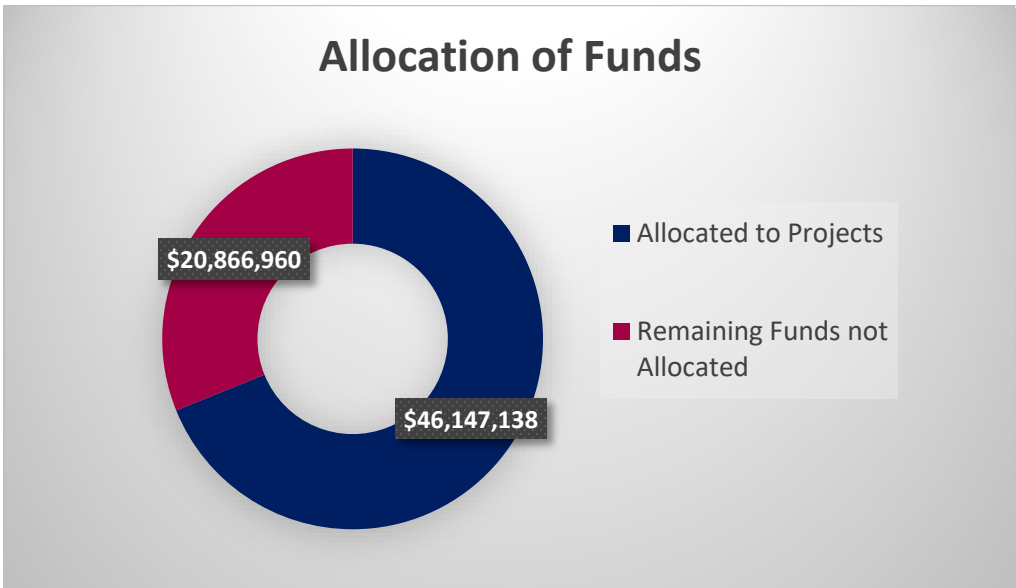
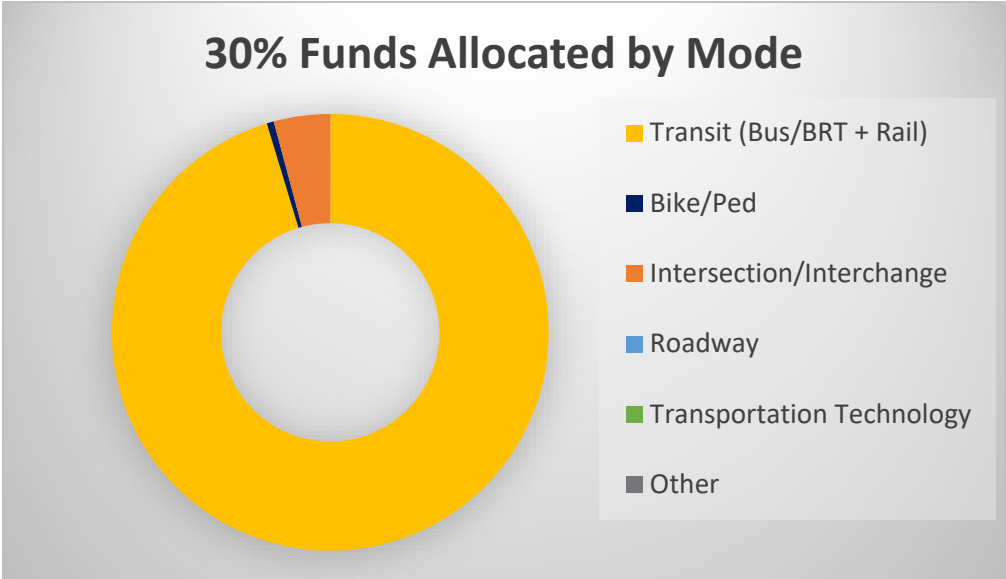
Project Title	30% Local Distribution Fund	Primary Mode	Phases Funded	Project Status	Completion Date
DASH Bus Fleet Replacement	\$18,739,000	Bus/BRT	Bus Procurement	Funded and ongoing	
WMATA Capital Contribution	\$16,211,911	Rail	Design, CN	Funded and ongoing	
Additional WMATA Subsidy (Base Ops)	\$4,256,000	Rail	Support for WMATA subsidy	Completed	
WMATA Operating Subsidy	\$3,146,000	Rail	Support for WMATA subsidy	Ongoing	
I-395 Ramp at Duke Street/Landmark Mall	\$1,250,000	Intersection/Interchange	Design	Ongoing	
DASH Service Operations & Expansion	\$615,000	Bus/BRT	Operations	Ongoing	
Bus Shelters and Benches	\$519,227	Bus/BRT	Design, CN	Ongoing	
Route 1 at E Reed Intersection Improvements	\$350,000	Intersection/Interchange	CN	Completed	
Seminary Rd at Beauregard St Ellipse	\$325,000	Intersection/Interchange	Design	Funded and ongoing	
Transit Staffing Contingency	\$300,000	Bus/BRT	Operations	Ongoing	
Cameron & Prince Pedestrian and Bicycle Facilities	\$241,331	Bike/Ped	CN	Completed	
Transit Strategic Plan	\$75,000	Bus/BRT	Study	Ongoing	
Access to Transit - City Sidewalk Connections	\$60,000	Bus/BRT	CN	Completed	
NVTC Envision Route 7*	\$58,669	Bus/BRT	Operations	Ongoing	
Total Number of Projects: 14	\$46,147,138				

Note: Projects with an asterisk () next to the end of their title represent projects with both 30% Local funds and 70% Regional funds allocated towards them.*

Note: PE – Preliminary Engineering; ROW – Right of Way; CN – Construction

City of Alexandria		
Primary Mode	Number of Projects	Amount of 30% Funds Allocated
Transit (Bus/BRT + Rail)	10	\$44.0M
Bike/Ped	1	\$0.2M
Intersection/Interchange	3	\$1.9M
Roadway	0	\$0.0M
Transportation Technology	0	\$0.0M
Other	0	\$0.0M
Totals	14	\$46.1M

Note: The total may not add up due to rounding.



CITY OF FAIRFAX

Project Title	30% Local Distribution Fund	Primary Mode	Phases Funded	Project Status	Completion Date
CUE Operations	\$17,834,585	Bus/BRT	Operations	Ongoing	
Jermantown Road*	\$869,302	Intersection/Interchange	CN	Complete	June 30, 2016
Transportation Project Evaluation for Smart Scale Applications	\$669,934	Other	Other	Ongoing	
Roadbed Reconstruction (Route 50 Kamp Washington to Fairchester Dr)	\$430,306	Roadway	CN	Complete	
University Drive Traffic Calming	\$407,327	Roadway	CN	Complete	
Traffic Signal Preemption	\$405,060	Transportation Technology	CN	Complete	
Eaton/CBR Intersection*	\$130,175	Intersection/Interchange	PE	Ongoing	December 30, 2026
George Snyder Trail	\$93,329	Bike/Ped	CN	Complete	
Emergency Power Battery Backup	\$93,067	Transportation Technology	CN	Complete	
Warwick/Fairfax Blvd	\$78,751	Intersection/Interchange	PE	Complete	
Old Town Sidewalk Spot Widening	\$55,391	Bike/Ped	Study, PE	Complete	
University Drive Road Diet	\$48,262	Roadway	PE	Complete	
Pickett Trail Connector	\$37,559	Bike/Ped	PE	Complete	
Traffic Signal Upgrades	\$35,214	Transportation Technology	CN	Complete	
Burke Station Road Sidewalk	\$33,329	Bike/Ped	PE, ROW, CN	Complete	
Chain Bridge Road Sidewalk	\$32,823	Bike/Ped	PE, CN	Complete	
Northfax West Planning*	\$21,712	Roadway	PE	Complete	September 30, 2024
Railroad Avenue Sidewalk	\$19,515	Bike/Ped	PE	Complete	
Old Town Traffic Study	\$14,841	Other	Study	Complete	
Orchard Drive Sidewalk Design	\$14,775	Bike/Ped	PE	Complete	
Mason to Metro Bike Route	\$13,884	Bike/Ped	PE	Complete	
Government Center Parkway Extension*	\$12,715	Roadway	PE	Complete	June 30, 2025
Orchard Street/CBR Intersection Evaluation	\$11,517	Intersection/Interchange	PE	Complete	
Cobbdale Traffic Calming	\$9,107	Roadway	PE	Complete	
University Drive Extension	\$6,211	Roadway	PE	Complete	
Fairfax Blvd Sidewalk Improvements	\$715	Bike/Ped	PE	Complete	
Downtown Electronic Parking Signage	\$170	Other	Other	Complete	
Total Number of Projects: 27	\$21,379,576				

Note: Projects with an asterisk (*) next to the end of their title represent projects with both 30% Local funds and 70% Regional funds allocated towards them.

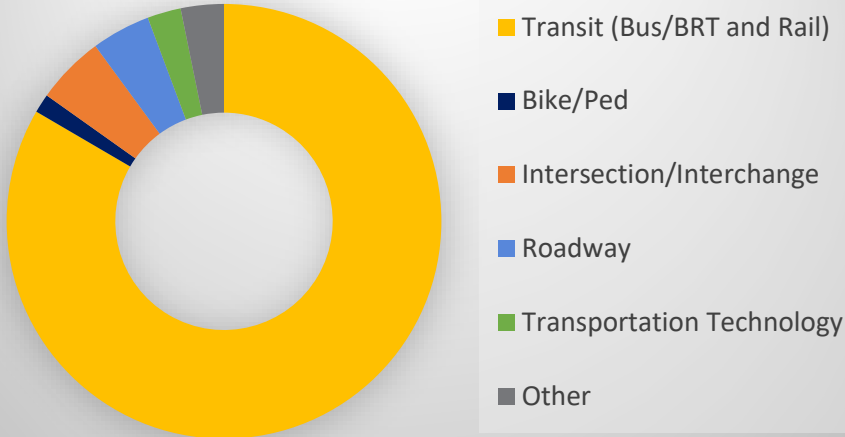
Note: PE – Preliminary Engineering; ROW – Right of Way; CN – Construction

City of Fairfax

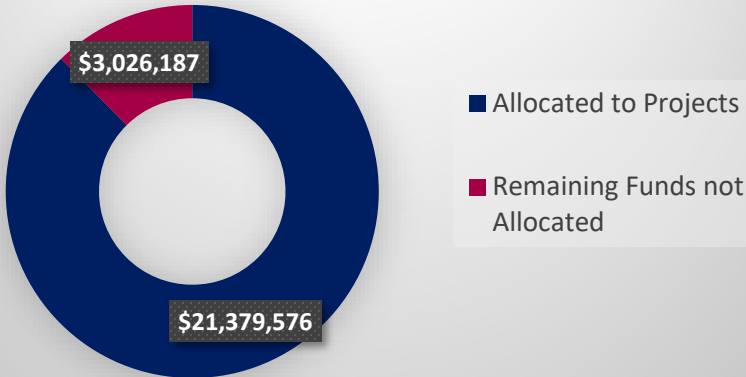
Primary Mode	Number of Projects	Amount of 30% Funds Allocated
Transit (Bus/BRT + Rail)	1	\$17.8M
Bike/Ped	9	\$0.3M
Intersection/Interchange	4	\$1.1M
Roadway	7	\$0.9M
Transportation Technology	3	\$0.5M
Other	3	\$0.7M
Totals	27	\$21.4M

Note: The total may not add up due to rounding.

30% Funds Allocated by Mode



Allocation of Funds



CITY OF FALLS CHURCH

Project Title	30% Local Distribution Fund	Primary Mode	Phases Funded	Project Status	Completion Date
WMATA Subsidy (Citywide)	\$2,341,032	Rail	Operations & Capital	Annual spending; used mostly for capital subsidy but also for operating subsidy.	
South Washington POA Multimodal Improvements	\$1,145,000	Intersection/Interchange	PE, RW, CN	Completed FY23	Completed FY 2023
Infrastructure Programs - Signals- S Maple Ave and W Annandale Rd Signal	\$625,925	Transportation Technology	PE, RW, CN	Funded and ongoing.	FY 2026
South Washington POA - Maple Ave & S Wash Intersection	\$523,228	Intersection/Interchange	PE, RW, CN	Completed FY23. Remaining funds transferred to Wash & Columbia	Completed FY 2023
South Washington POA - S Wash & Annandale Intersection	\$412,500	Intersection/Interchange	PE, RW, CN	Funded and ongoing. Ad date: 1/20/25	FY 2028
Downtown Multimodal/Park Ave Great Street (Downtown POA)*	\$410,000	Bike/Ped	PE, RW, CN	Funded and ongoing. \$170K added in FY23.	FY 2029
N Wash & Columbia Signal & Intersection Improvements	\$344,516	Intersection/Interchange	PE, RW, CN	Funded and ongoing. Ad date: 8/26/2022. \$56K transferred from Maple & Wash surplus.	FY 2024-25
Van Buren Bridge Improvements	\$275,000	Roadway	PE, CN	Completed	Completed FY 2018
Funds Match DRPT Bus Shelter (Route 7, various locations)	\$220,772	Bus/BRT	PE, RW, CN	Completed	Completed
W&OD Trail Crossings	\$200,175	Bike/Ped	PE, RW, CN	Funded and ongoing. \$35K added in FY23.	FY 2025
Neighborhood Traffic Calming	\$200,000	Roadway	PE, RW, CN	Funded and ongoing (\$100K added in FY21)	Ongoing program
Transportation Project Development	\$200,000	Other	Other	NEW. Funding for grant application and project development of transportation projects.	Ongoing program

Project Title	30% Local Distribution Fund	Primary Mode	Phases Funded	Project Status	Completion Date
Broad Street Ped Crossing	\$190,603	Bike/Ped	PE, RW, CN	Amount updated. Funded and ongoing.	FY 2024
Streetlight LED Conversion	\$180,000	Transportation Technology	PE	Funded and ongoing, PE only	Ongoing program
N West Pedestrian Improvements	\$101,397	Bike/Ped	PE, CN	Amount updated. Completed.	Completed FY 2019
N West & Great Falls Signal	\$75,000	Transportation Technology	PE, RW, CN	Completed 2022.	Completed FY 2022
Downtown Area Pre-scoping	\$60,000	Bike/Ped	PE Only	Funded and ongoing	FY 2029
Veterans Commons Park	\$60,000	Bike/Ped	PE, RW, CN	Funded and expected to start in July 2023	
Bikeshare Connections to Metro (Citywide)	\$51,708	Bike/Ped	PE only	Completed. \$8,291 transferred to Berman Park in FY20	Completed FY 2018
NVTA Expense (Annual)	\$50,573	Other	Operating expense	Annual spending	
BikeShare Founders Row	\$47,224	Bike/Ped	PE only	Completed. Remaining funds transferred to W&OD Trail Crossings project.	Completed FY 2023
Walter Mess Plaza	\$40,000	Bike/Ped	PE, RW, CN	Funded and expected to start in July 2023. Name changed in interim from last year's JCTA publication to the current day.	
Envision Route 7*	\$23,000	Bus/BRT	PE only	Route 7 Planning Project with NVTC in phases. Funded and ongoing	Ongoing program
Transportation Program Management (DRPT match)	\$16,000	Other	Other	Completed FY2021	Completed FY 2021
Berman Park	\$8,291	Bike/Ped	PE, RW, CN	Funded, design/PE to start in FY21	FY 2025
Total Number of Projects: 25	\$7,801,944				

Note: Projects with an asterisk () next to the end of their title represent projects with both 30% Local funds and 70% Regional funds allocated towards them.*

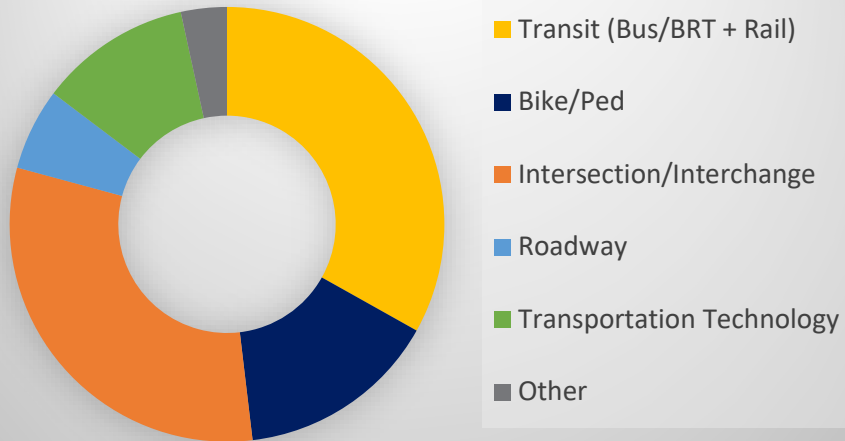
Note: PE – Preliminary Engineering; ROW – Right of Way; CN – Construction

City of Falls Church

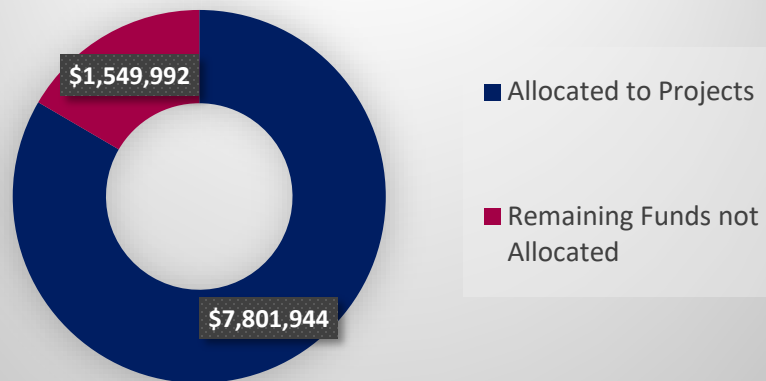
Primary Mode	Number of Projects	Amount of 30% Funds Allocated
Transit (Bus/BRT + Rail)	3	\$2.6M
Bike/Ped	10	\$1.2M
Intersection/Interchange	4	\$2.4M
Roadway	2	\$0.5M
Transportation Technology	3	\$0.9M
Other	3	\$0.3M
Totals	25	\$7.8M

Note: The total may not add up due to rounding.

30% Funds Allocated by Mode



Allocation of Funds



CITY OF MANASSAS

Project Title	30% Local Distribution Fund	Primary Mode	Phases Funded	Project Status	Completion Date
Dean Dr Extended (Route 28 to existing Dean Drive)	\$2,769,000	Roadway	PE, ROW, CN	Construction Substantially Complete	December 31, 2023
Sidewalk & Bicycle Infill Initiatives (Citywide)	\$2,485,700	Bike/Ped	PE, ROW, CN	5 projects completed	
Longstreet Sidewalk	\$1,750,000	Bike/Ped	PE	Design	June 30, 2024
Mathis Avenue (Sudley Road to Liberia Avenue)	\$1,677,000	Roadway	PE, ROW, CN	Design (CN phase unfunded)	December 31, 2027
Prince William St (Grant Ave to Wellington Rd)	\$1,659,000	Roadway	ROW, CN	Completed	
Grant Avenue (Lee Avenue to Wellington Rd)	\$900,000	Roadway	PE, ROW, CN	Under construction	June 30, 2025
Godwin Drive Bike Trail (Wellington Road to Hastings Drive)	\$900,000	Bike/Ped	PE, ROW, CN	Construction Substantially Complete	November 30, 2023
Centerville Road Improvements (Liberia Ave to City Limits)	\$803,687	Intersection/ Interchange	PE	Completed	
Traffic Signal Coord & Upgrades (Citywide)	\$700,000	Transportation Technology	CN	On-going	
Commercial Corridor streetscape: Mathis Streetscape from Sudley Road to Liberia Ave. (Planning); West Street sidewalk extension; Liberia Ave/Route 28 intersection pedestrian improvements	\$667,000	Roadway	Planning, PE, ROW, CN	3 projects: 2 completed & 1 under construction	
Project Development (Citywide)	\$500,000	Bike/Ped	Planning	6 projects: 5 completed, one on-going	
Roundabout Sudley/Centerville	\$425,000	Intersection/ Interchange	PE	Design (CN phase unfunded)	December 31, 2025
Battle St (Portner Street to Quarry Road)	\$381,646	Bike/Ped	PE, ROW, CN	Completed	
Wellington Road Shared-Use Path Gap (Nokesville Road to Prince William Street)	\$292,000	Bike/Ped	PE, ROW, CN	Design	June 30, 2024
Vehicular Wayfinding (Citywide)	\$220,000	Roadway	CN	Completed	
Transportation Master Plan (Citywide)	\$175,000	Bike/Ped	Planning	Completed	
Route 28/Nokesville Rd widening (City Limits to Godwin Drive)*	\$23,000	Roadway	CN	Construction Complete; Project Closeout in Summer 2023	

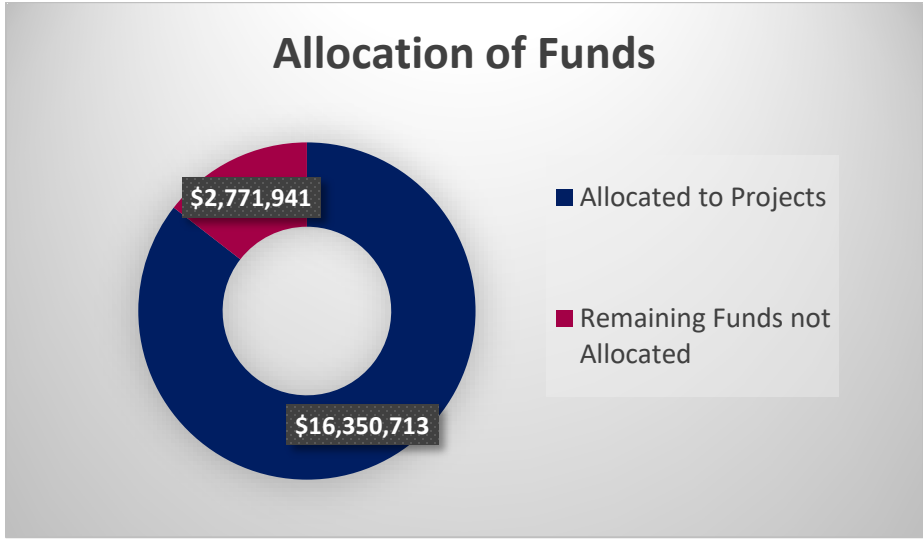
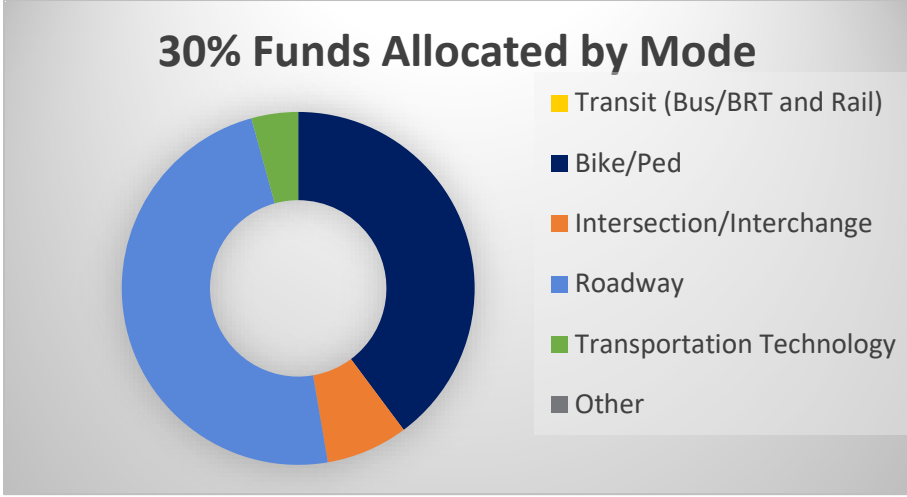
Project Title	30% Local Distribution Fund	Primary Mode	Phases Funded	Project Status	Completion Date
Grant Avenue Pedestrian Improvements (at Center Street)	\$22,680	Bike/Ped	CN	Completed	
Total Number of Projects: 18	\$16,350,713				

Note: Projects with an asterisk () next to the end of their title represent projects with both 30% Local funds and 70% Regional funds allocated towards them.*

Note: PE – Preliminary Engineering; ROW – Right of Way; CN – Construction

City of Manassas		
Primary Mode	Number of Projects	Amount of 30% Funds Allocated
Transit (Bus/BRT + Rail)	0	\$0.0M
Bike/Ped	8	\$6.5
Intersection/Interchange	2	\$1.2M
Roadway	7	\$7.9M
Transportation Technology	1	\$0.7M
Other	0	\$0.0M
Totals	18	\$16.4M

Note: The total may not add up due to rounding.



CITY OF MANASSAS PARK

Project Title	30% Local Distribution Fund	Primary Mode	Phases Funded	Project Status	Completion Date
Street Resurfacing	\$1,239,847	Roadway	CN	Ongoing.	
Moseby Drive Culvert Replacement	\$614,132	Roadway	PE, ROW, CN	Project complete.	
Sidewalk, Curb & Gutter, and Asphalt Repairs	\$562,597	Bike/Ped	CN	Ongoing.	
Upper Kent Drive Reconstruction	\$529,293	Roadway	PE, ROW, CN	Construction award. Groundbreaking. Substantial completion walk completed. Corrective action items being addressed as of today. Final walk forthcoming. Project closeout. Completion summer 2023.	September 29, 2023
Conner Drive Extension	\$340,468	Roadway	PE, ROW, CN	Construction award. Groundbreaking. Concrete work near complete. Phase I and II full depth work complete. Road extension forthcoming. Expected completion by winter 2023.	December 31, 2023
Moseby Emergency Repairs	\$32,733	Roadway	CN	Completed in September 2021.	
Traffic Signal Upgrades	\$11,500	Transportation Technology	CN	Project complete.	
Manassas Drive Russia Branch Culvert Replacement	\$2,451	Roadway		Awaiting final VDOT approval of design computations of rehabilitation; culverts cleaned and voids grouted.	August 31, 2023
Total Number of Projects: 8	\$3,333,021				

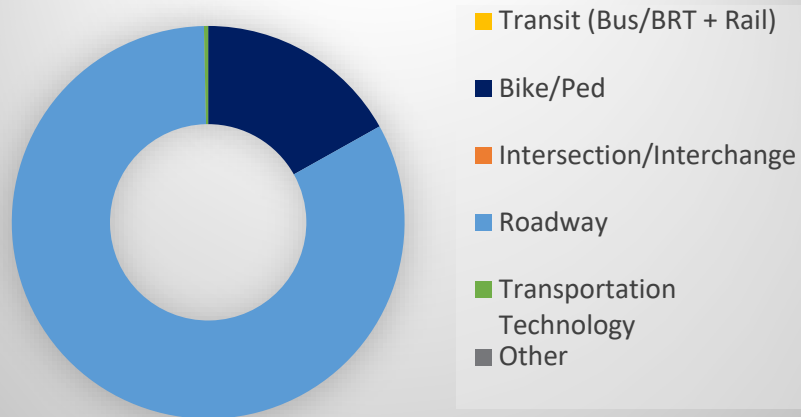
Note: PE – Preliminary Engineering; ROW – Right of Way; CN – Construction

City of Manassas Park

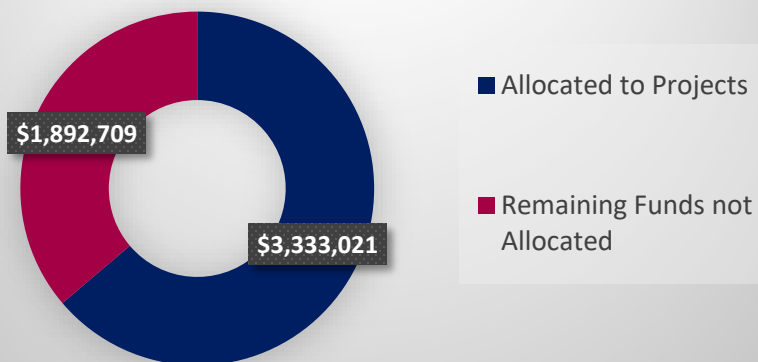
Primary Mode	Number of Projects	Amount of 30% Funds Allocated
Transit (Bus/BRT + Rail)	0	\$0.0M
Bike/Ped	1	\$0.6M
Intersection/Interchange	0	\$0.0M
Roadway	6	\$2.8M
Transportation Technology	1	\$0.01M
Other	0	\$0.0M
Totals	8	\$3.3M

Note: The total may not add up due to rounding.

30% Funds Allocated by Mode



Allocation of Funds



TOWN OF DUMFRIES

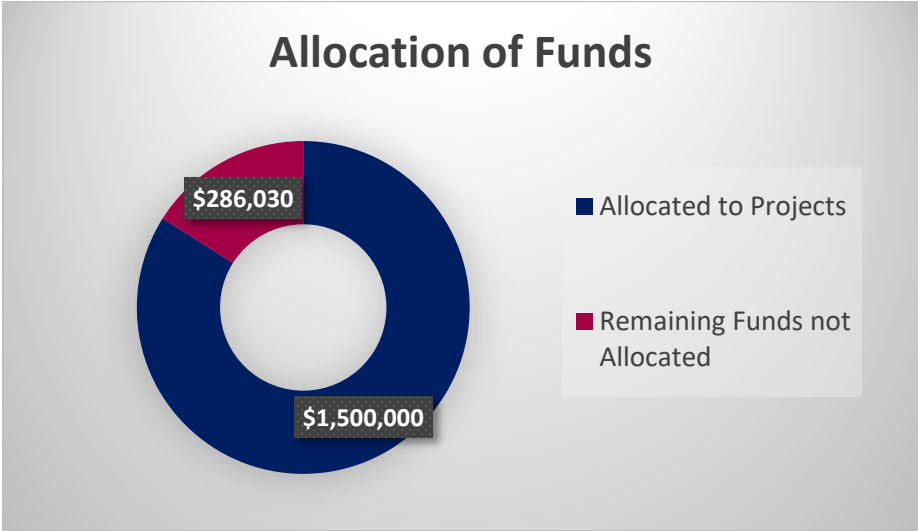
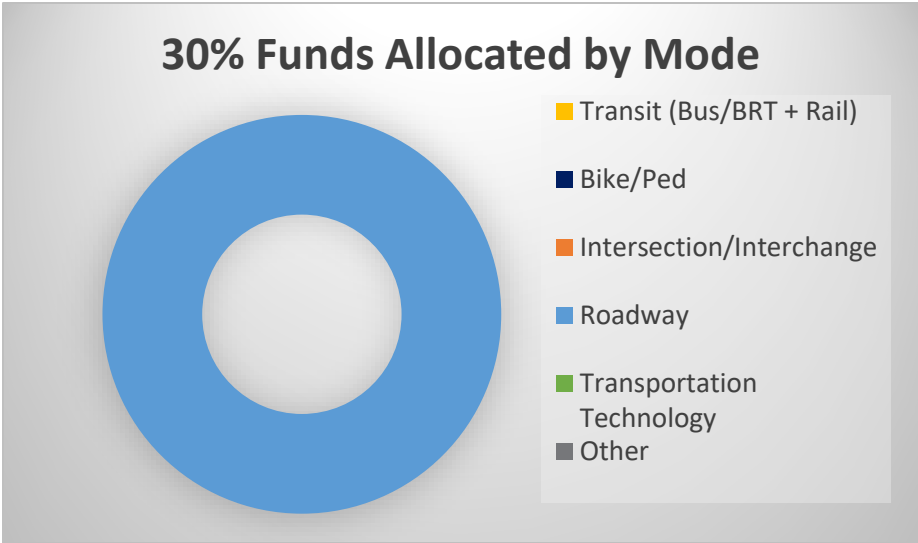
Project Title	30% Local Distribution Fund	Primary Mode	Phases Funded	Project Status	Completion Date
Route 1 (Fraley Blvd) Widening: Brady's Hill Rd to Dumfries Rd.*	\$1,500,000	Roadway	ROW	ROW Activities Ongoing.	Winter 2027 (FY 2028)
Total Number of Projects: 1	\$1,500,000				

Note: Projects with an asterisk () next to the end of their title represent projects with both 30% Local funds and 70% Regional funds allocated towards them.*

Note: PE – Preliminary Engineering; ROW – Right of Way; CN – Construction

Town of Dumfries		
Primary Mode	Number of Projects	Amount of 30% Funds Allocated
Transit (Bus/BRT + Rail)	0	\$0.0M
Bike/Ped	0	\$0.0M
Intersection/Interchange	0	\$0.0M
Roadway	1	\$1.5M
Transportation Technology	0	\$0.0M
Other	0	\$0.0M
Totals	1	\$1.5M

Note: The total may not add up due to rounding.



TOWN OF HERNDON

Project Title	30% Local Distribution Fund	Primary Mode	Phases Funded	Project Status	Completion Date
Van Buren Street Improvements (Old Spring Street to Herndon Parkway)	\$1,778,000	Roadway	PE, Design, ROW, Utility, CN	PE completed, RW completed, CN underway 2021-2022	September 2023
Herndon Metrorail Intermodal Access Improvements*	\$1,125,000	Bike/Ped	CN	PE Completed, ROW/CN underway	June 2023
Herndon Parkway Intersection Improvements at Van Buren Street*	\$1,000,000	Intersection/ Interchange	CN	PE completed, RW completed, CN underway	September 2023
Elden St and Monroe St Intersection Improvements	\$977,000	Intersection/ Interchange	PE, Design, ROW, Utility, CN	PE completed, RW completed, CN underway 2021	April 2023
Widen East Spring Street (Herndon Parkway to Town limits)/with Herndon Parkway cycle track	\$968,000	Roadway	ROW, Utility, CN	PE completed, RW underway, CN begins 2022	December 2024
Elden St and Center St Intersection Improvements	\$850,000	Intersection/ Interchange	PE, Design, ROW, Utility, CN	PE completed, RW completed, CN underway 2021	March 2023
Park Ave & Monroe St Intersection Improvements	\$450,000	Intersection/ Interchange	PE, Design, ROW, Utility, CN	Construction completed 2017	December 2015
Trails to Herndon Metrorail (Herndon Pkwy/Van Buren St to Metrorail)	\$415,000	Bike/Ped	PE, Design, ROW, Utility, CN	PE completed, RW Completed, CN underway 2021	June 2023
Traffic Signal Uninterruptable Power Supply (UPS) for Town Arterial Roadways	\$350,000	Transportation Technology	PE, Design, ROW, Utility, CN	Completed 2021	December 2021
Herndon Parkway Intersection Improvements at Worldgate Drive Ext.*	\$300,000	Intersection/ Interchange	PE, Design	PE Phase, Design on going	June 2030
Sterling Road Improvements (Elden Street to Town Limits)	\$204,000	Roadway	PE, Design	Traffic study completed, Study and Concept Design underway	December 2030
Herndon Metrorail Station Transit Related Growth Study	\$154,000	Other	Study	Study underway	March 2024

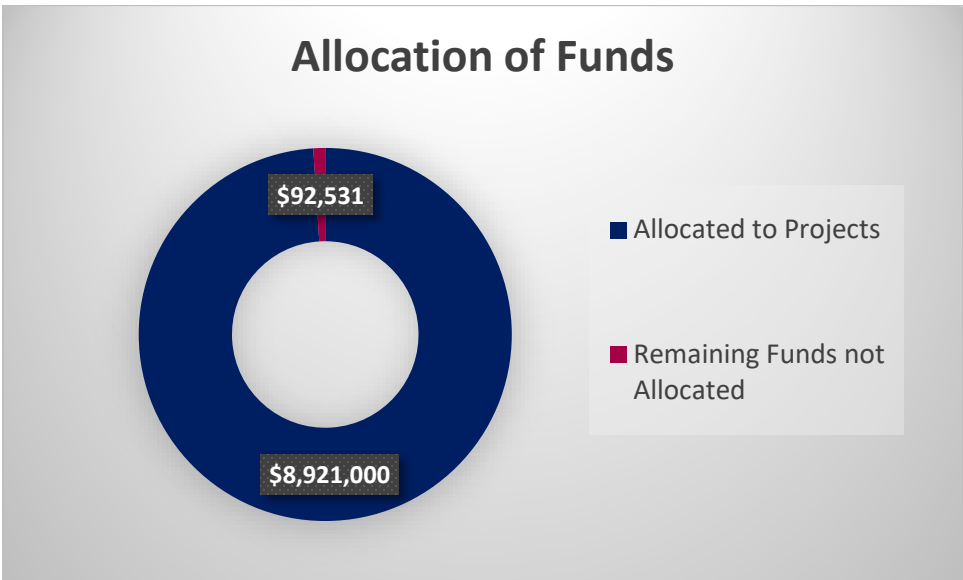
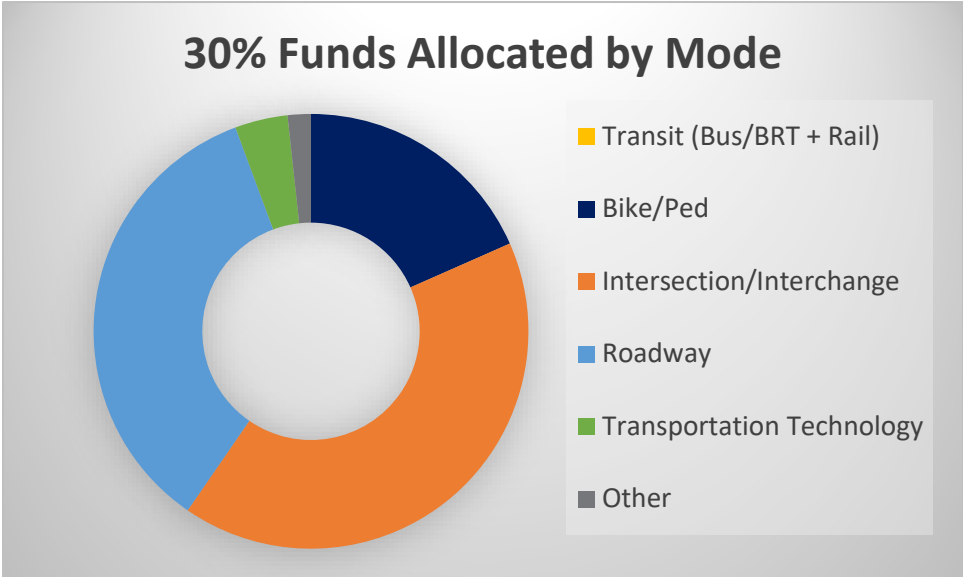
Project Title	30% Local Distribution Fund	Primary Mode	Phases Funded	Project Status	Completion Date
Worldgate Drive Extension	\$150,000	Roadway	PE, Design	Survey completed, PE (30% design) completed 2016	30% local funds were used for a study that was completed in December 2018
Park Avenue sidewalks (sidewalk extension of Park Ave. and Monroe St. project)	\$100,000	Bike/Ped	Utility, CN	Construction completed 2017	December 2017
Herndon Parkway Intersection Improvements at Sunset Business Park Drive	\$100,000	Intersection/ Interchange	PE	PE Phase	July 2030
Total Number of Projects: 15	\$8,921,000				

Note: Projects with an asterisk () next to the end of their title represent projects with both 30% Local funds and 70% Regional funds allocated towards them.*

Note: PE – Preliminary Engineering; ROW – Right of Way; CN – Construction

Town of Herndon		
Primary Mode	Number of Projects	Amount of 30% Funds Allocated
Transit (Bus/BRT + Rail)	0	\$0.0M
Bike/Ped	3	\$1.6M
Intersection/Interchange	6	\$3.7M
Roadway	4	\$3.1M
Transportation Technology	1	\$0.4M
Other	1	\$0.2M
Totals	15	\$8.9M

Note: The total may not add up due to rounding.



TOWN OF LEESBURG

Project Title	30% Local Distribution Fund	Primary Mode	Phases Funded	Project Status	Completion Date
Evergreen Mill Rd Widening (Leesburg S Corporate Limits to S King St)	\$6,299,000	Roadway	Design, ROW, CN	PE Phase. Design is ongoing. Construction scheduled to begin in 2024.	Winter 2027/28
Morven Park Rd Sidewalk	\$4,638,200	Bike/Ped	Design, ROW, CN	PE Phase. Design is ongoing. Construction scheduled to begin in FY24.	FY 2025
Royal Street Improvements - Church Street to Wirt Street	\$3,583,000	Bike/Ped	Design, ROW, CN	PE to begin in FY24.	FY 2027
Sycolin Rd Widening Phase IV (Leesburg S Corporate Limits to Tolbert Ln)	\$3,017,300	Roadway	Design, ROW, CN	Project complete.	Complete
Church Street, South Street, Harrison Street Improvements	\$2,493,500	Roadway	Design, ROW, CN	PE to begin in FY25.	FY 2030
Market Street/King Street Intersection Improvements	\$1,989,000	Roadway	Design, CN	In CN phase. Construction underway.	Fall 2023
Edwards Ferry Road NE Sidewalk Improvements	\$1,818,933	Bike/Ped	Design, ROW, CN	PE Phase. Construction to begin in FY24.	Summer 2023
West Market St Sidewalk (Morven Park Rd to Ayr St)	\$1,664,000	Bike/Ped	Design, ROW, CN	Project complete - final request submitted 8/04/21.	Complete
Traffic Management System/Emergency Evacuation System (Townwide)	\$908,700	Roadway	CN	Project complete - final requested submitted 7/30/20.	Complete

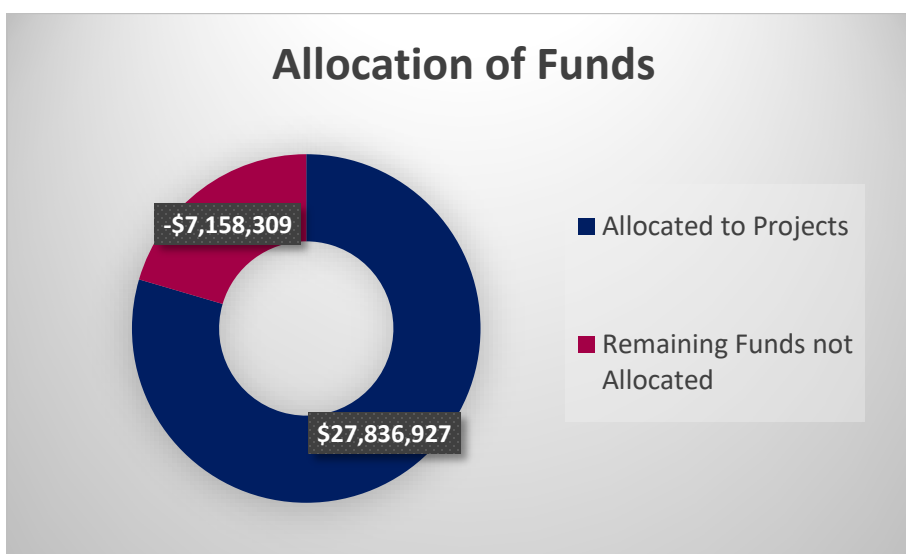
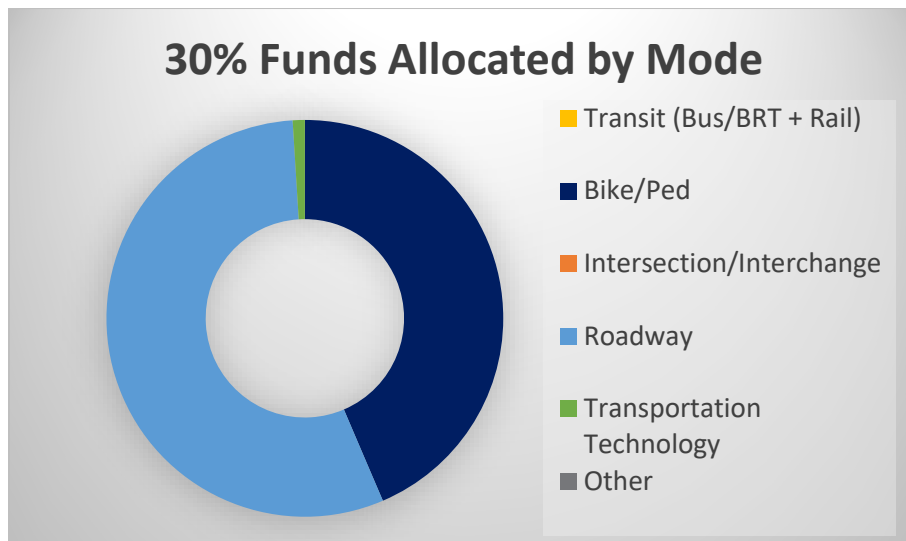
Project Title	30% Local Distribution Fund	Primary Mode	Phases Funded	Project Status	Completion Date
Battlefield Parkway (S King St to Dulles Greenway)	\$701,000	Roadway	CN	Project complete - final request submitted 7/31/19.	Complete
Traffic Signal - Sycolin Rd & Gateway Dr	\$274,000	Transportation Technology	Design, ROW, CN	PE to begin in FY24.	FY 2026
Catoctin Circle Turn Lane and Trail	\$208,000	Bike/Ped	Design, ROW, CN	PE to begin in FY28.	FY 2031
Plaza Street Sidewalk	\$111,050	Bike/Ped	Design, CN	PE to begin in FY24.	FY 2027
Edwards Ferry Road Sidewalk, Bus Shelters & Bus Route Signs	\$104,444	Bike/Ped	Design, ROW, CN	Project complete.	Complete
Route 15 Bypass/Edwards Ferry Rd Interchange*	\$26,800	Roadway	Design	PE underway; NVTA 30% portion complete.	TBD
Total Number of Projects: 15	\$27,836,927				

Note: Projects with an asterisk () next to the end of their title represent projects with both 30% Local funds and 70% Regional funds allocated towards them.*

Note: PE – Preliminary Engineering; ROW – Right of Way; CN – Construction

Town of Leesburg		
Primary Mode	Number of Projects	Amount of 30% Funds Allocated
Transit (Bus/BRT + Rail)	0	\$0.0M
Bike/Ped	7	\$12.1M
Intersection/Interchange	0	\$0.0M
Roadway	7	\$15.4M
Transportation Technology	1	\$0.3M
Other	0	\$0.0M
Totals	15	\$27.8M

Note: The total may not add up due to rounding.



The Town of Leesburg may have allocated more funds to projects than it received. NVTA staff are waiting for a clarification response from the Town staff.

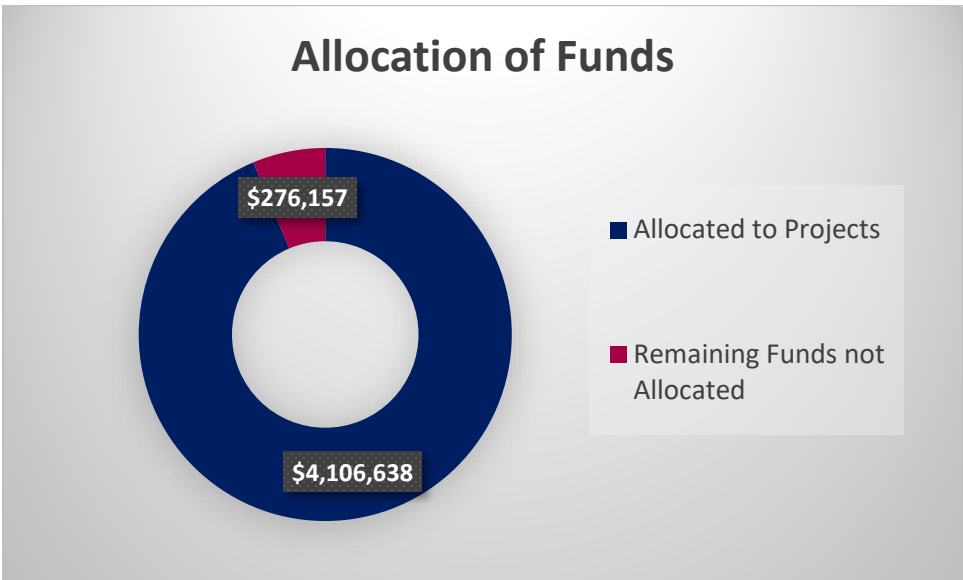
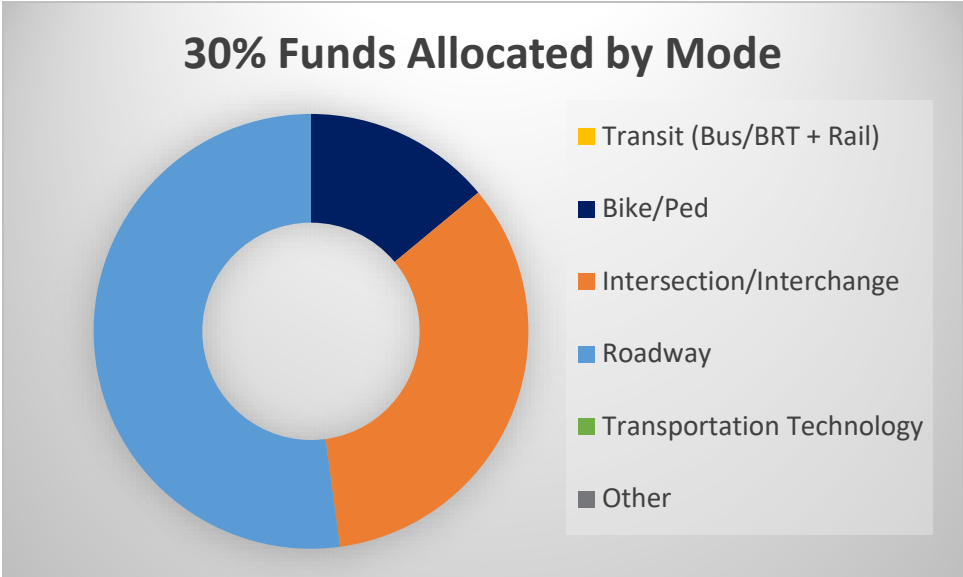
TOWN OF PURCELLVILLE

Project Title	30% Local Distribution Fund	Primary Mode	Phases Funded	Project Status	Completion Date
12th Street Drainage & Roadway Improvements	\$1,000,000	Roadway	PE, ROW, CN	Design is 100%, ROW 100%, CN Spring 2024	Spring 2025
Nursery Ave Improvements	\$909,244	Roadway	PE, ROW, CN	Completed in FY 2022	Completed in FY 2022
32nd & Main Street Intersection Improvements	\$880,933	Intersection/ Interchange	PE, ROW, CN	Phase 1: completed in FY22 and Phase 2: Design began Spring 2023	Phase 1: Completed FY 2022; Phase 2: Spring 2026
32nd & A Street Intersection Improvements	\$510,822	Intersection/ Interchange	PE, ROW, CN	Completed in FY 2020	Completed in FY 2020
Hatcher Avenue Sidewalk Improvements	\$314,972	Bike/Ped	PE, ROW, CN	Completed in FY 2022	Completed in FY 2022
East Main Street Sidewalk Improvements	\$258,461	Bike/Ped	CN	Completed in FY 2016	Completed in FY 2016
Main & Maple Intersection Improvements, Phase 2	\$231,558	Roadway	PE, ROW, CN	Design is 100%, ROW 100%, CN Spring 2024	Spring 2025
Main & Maple Intersection Improvements, Phase 1	\$648	Bike/Ped	PE, ROW, CN	Completed IN FY 2019	Completed in FY 2019
Total Number of Projects: 8	\$4,106,638				

Note: PE – Preliminary Engineering; ROW – Right of Way; CN – Construction

Town of Purcellville		
Primary Mode	Number of Projects	Amount of 30% Funds Allocated
Transit (Bus/BRT + Rail)	0	\$0.0M
Bike/Ped	3	\$0.6M
Intersection/Interchange	2	\$1.4M
Roadway	3	\$2.1M
Transportation Technology	0	\$0.0M
Other	0	\$0.0M
Totals	8	\$4.1M

Note: The total may not add up due to rounding.



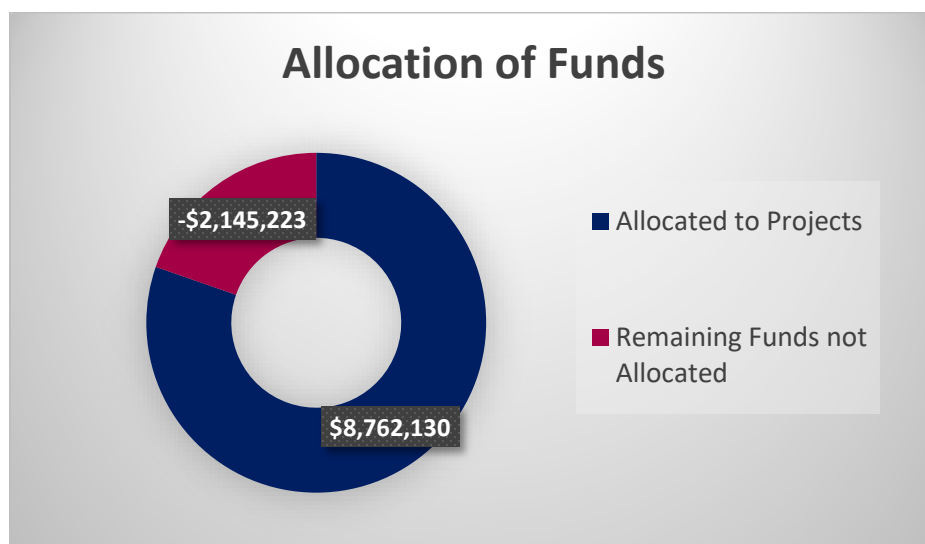
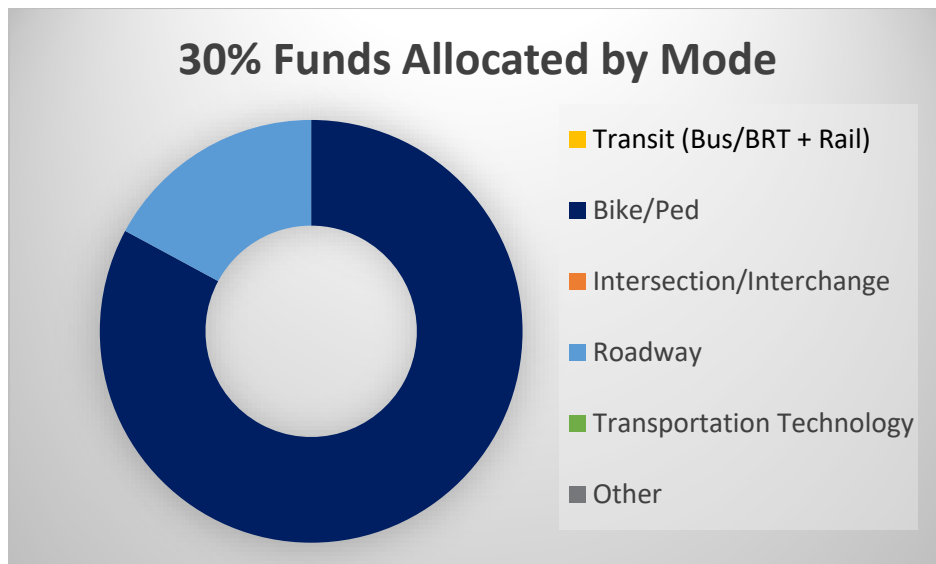
TOWN OF VIENNA

Project Title	30% Local Distribution Fund	Primary Mode	Phases Funded	Project Status	Completion Date
Old Courthouse Road Sidewalk	\$2,300,000	Bike/Ped	PE, ROW, CN	Substantially complete, contractor is finalizing final punch list items	
Follin Lane SE Reconstruction (Echols St SE to Maple Ave)	\$1,500,000	Bike/Ped	PE, ROW, CN	Completed	
Nutley St (Rte 243) and Maple Ave (Rte 123) Signal Upgrades	\$1,500,000	Roadway	CN	CN Phase has begun	January 2025
Marshall Road SW Sidewalk	\$830,000	Bike/Ped	PE, ROW, CN	Completed	
Sidewalks to Metrorail - Kingsley Road Sidewalk	\$679,730	Bike/Ped	PE, ROW, CN	PE has begun	
Church St Sidewalk	\$600,000	Bike/Ped	PE, ROW, CN	PE has begun	
Park Street NE Sidewalk	\$550,000	Bike/Ped	PE, ROW, CN	Completed	
Church Street NE Sidewalk	\$330,000	Bike/Ped	PE, ROW, CN	Completed	
Bikeshare Stations	\$272,400	Bike/Ped	PE, ROW, CN	PE has begun	
Orchard Street NW Sidewalk	\$200,000	Bike/Ped	PE, ROW, CN	Project not started	
Total Number of Projects: 10	\$8,762,130				

Note: PE – Preliminary Engineering; ROW – Right of Way; CN – Construction

Town of Vienna		
Primary Mode	Number of Projects	Amount of 30% Funds Allocated
Transit (Bus/BRT + Rail)	0	\$0.0M
Bike/Ped	9	\$7.3M
Intersection/Interchange	0	\$0.0M
Roadway	1	\$1.5M
Transportation Technology	0	\$0.0M
Other	0	\$0.0M
Totals	10	\$8.8M

Note: The total may not add up due to rounding.



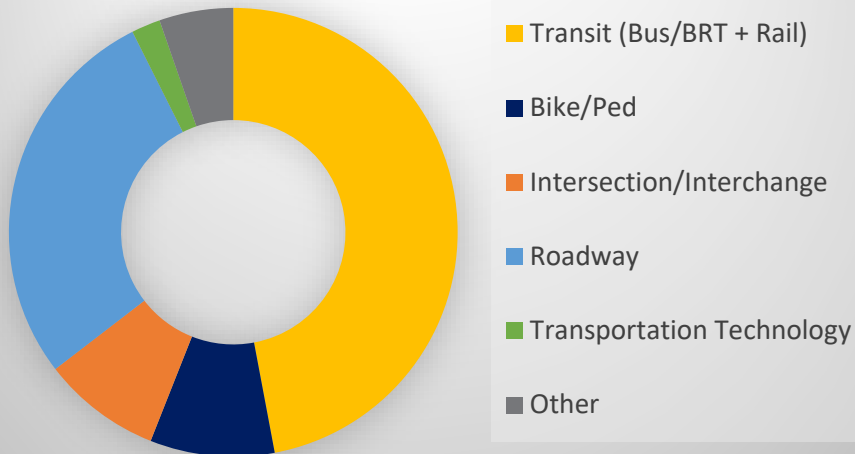
The Town of Vienna may have allocated more funds to projects than it received. NVTA staff are waiting for a clarification response from the Town staff.

ALL JURISDICTIONS INCLUDING TOWNS

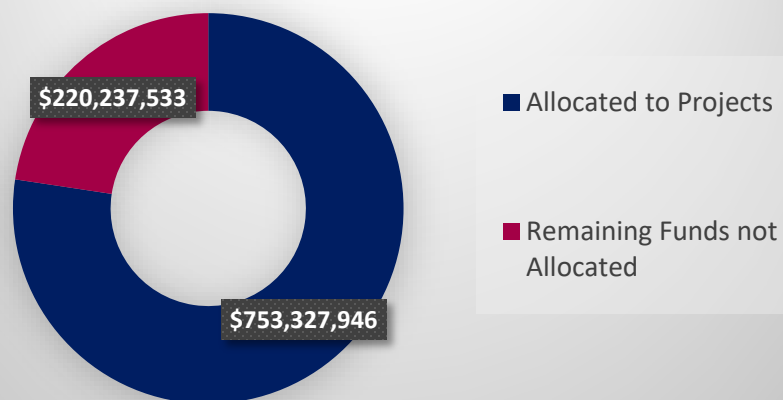
Primary Mode	Number of Projects	Amount of 30% Funds Allocated
Transit (Bus/BRT + Rail)	35	\$354.4M
Bike/Ped	74	\$67.5M
Intersection/Interchange	44	\$64.5M
Roadway	81	\$211.1M
Transportation Technology	14	\$15.7M
Other	22	\$40.2M
Totals	270	\$753.3M

Note: The total may not add up due to rounding.

30% Funds Allocated by Mode



Allocation of Funds



2023 NVTA MEMBERS

VOTING MEMBERS

Chair

Hon. Phyllis J. Randall, Loudoun County

Vice Chairman

Hon. David Snyder, City of Falls Church

Anthony Bedell, Speaker of the House Appointee

Hon. Jennifer Boysko, Virginia Senate

Hon. Matt de Ferranti, Arlington County

Hon. Michelle Davis-Younger, City of Manassas

Pat Herrity, Fairfax County

Mary Hynes, Governor's Appointee, Commonwealth Transportation Board

Jim Kolb, Governor's Appointee

Hon. Jeffrey C. McKay, Fairfax County

Hon. Catherine S. Reed, City of Fairfax

Hon. Jeanette Rishell, City of Manassas Park

Hon. Ann Wheeler, Prince William County

Hon. Justin Wilson, City of Alexandria

NON-VOTING MEMBERS

Hon. Derrick Wood, Town of Dumfries

Jennifer DeBruhl, Virginia Department of Rail and Public Transportation

John D. Lynch, Virginia Department of Transportation

Northern Virginia Transportation Authority

