

# Report to the Commonwealth and the General Assembly on the Work of Virginia's Legal Aid Programs

FY 2022-2023



Legal Services  
Corporation of Virginia

LSCV.org  
valegalaid.org

## BOARD OF DIRECTORS FY 2022-2023

**Debra Grant (Virginia Beach)**  
*President*

**Luis Perez (Falls Church)**  
*Vice President*

**Jack L. Harris (Richmond)**  
*Secretary-Treasurer*

**Michael Herring (Richmond)**  
*Immediate Past President*

**Angela Ciolfi (Charlottesville)**

**James Ferguson (Fairfax)**

**Briana Green (Richmond)**

**Tracy Ann Houck (Fredericksburg)**

**David Neumeyer (Lynchburg)**

**Dale Pittman (Petersburg)**

**Steven D. Rosenthal (Richmond)**

**Cameron Rountree (Richmond)**

**Mark E. Rubin (Richmond)**

**Joseph E. Spruill, III (Richmond)**

**Amy Strite (Richmond)**

## MANAGEMENT TEAM

**Tim Freilich, Executive Director**

**Mark D. Braley, General Counsel**

**Carolyn Lawrence, IOLTA Coordinator**

**Vanessa Nixon, Executive Secretary**

**Legal Services Corporation of Virginia**

919 E. Main Street, Suite 615  
Richmond, VA 23219

804-782-9438

Info@LSCV.org  
www.LSCV.org

*This Report was Produced for the  
Legal Services Corporation of Virginia  
by the Resource for Great Programs,  
Inc. [www.greatprograms.org](http://www.greatprograms.org).*

December 31, 2023

**The Honorable Janet Howell**

**The Honorable George Barker**

Co-Chairs, Senate Finance and Appropriations Committee

*Virginia General Assembly, Richmond, Virginia*

**The Honorable Barry Knight**

Chair, House Appropriations Committee

*Virginia General Assembly, Richmond, Virginia*

Dear Delegate Knight and Senators Howell and Barker:

On behalf of the Legal Services Corporation of Virginia (LSCV) and the Virginia State Bar, please find enclosed our report on the work of Virginia's legal aid programs for FY 2022-2023. We are grateful for the support of the General Assembly in making our legal system more accessible to those most in need.

Virginia's state-funded legal aid programs provide essential, high-quality legal assistance to low-income Virginians struggling with the threats of eviction, foreclosure, unemployment, domestic violence, and loss of access to healthcare and educational services. This year, Virginia's legal aid programs generated \$215 million in economic benefits for the low-income populations and communities served. This included \$44.5 million in refunds for borrowers who had fallen victim to predatory internet loans as well as an additional \$53.5 million in other direct economic benefits to clients and their families.

This report provides data on more than 25,000 cases closed by the nine regional LSCV programs and our statewide resource center, covering every city and county in the Commonwealth. The work on these cases benefited tens of thousands of Virginians, including families who were able to stay in their homes thanks to the response of our programs to the ongoing eviction crisis and other housing stability issues.

Thank you for your partnership and support in providing high-quality access to justice in Virginia.

*Yours in service,*

**Tim Freilich, Esquire**

*Executive Director*

Legal Services Corporation of Virginia

**Cameron Rountree, Esquire**

*Executive Director*

Virginia State Bar

# LSCV AT A GLANCE

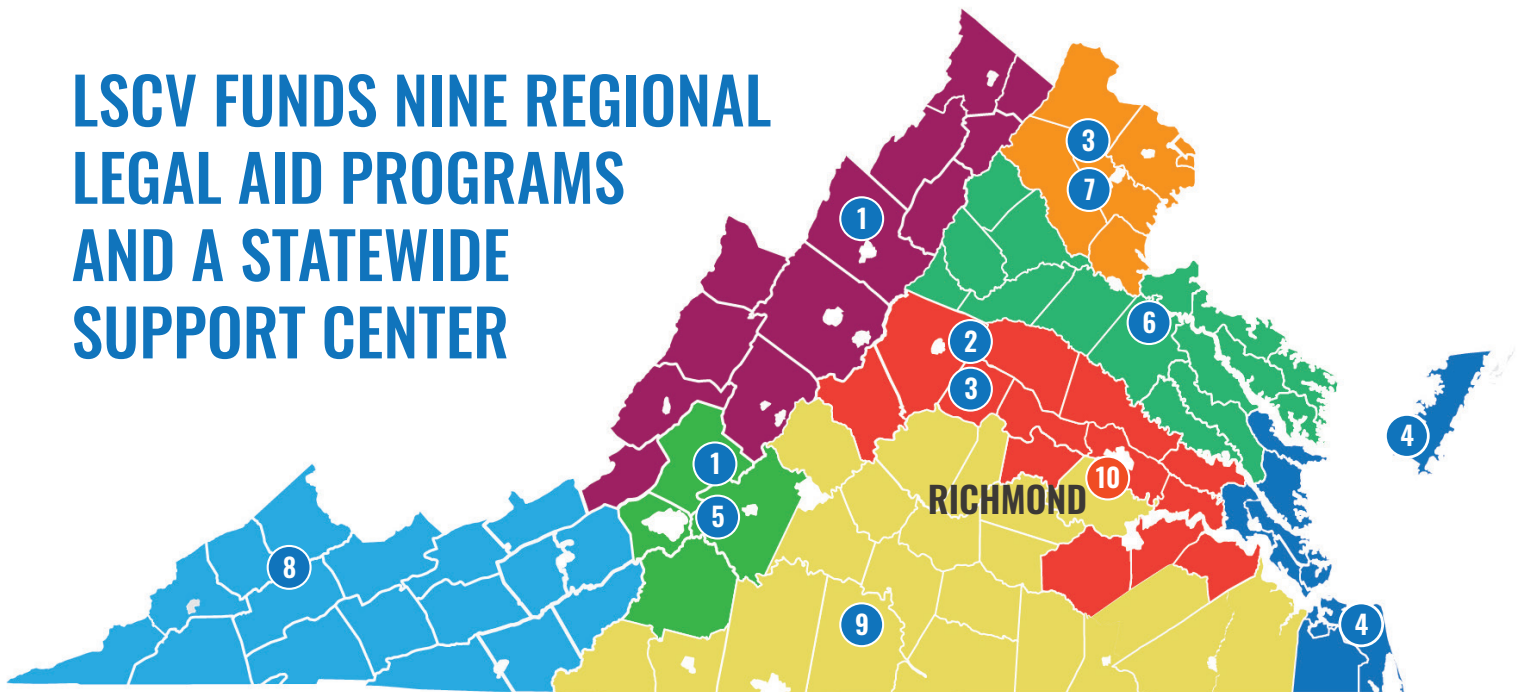
Founded in 1975 by the Virginia State Bar and the Virginia Department of Social Services, Legal Services Corporation of Virginia (LSCV) is the primary funder of civil legal services for the low-income individuals in Virginia, supporting nine regional programs and the statewide Virginia Poverty Law Center.

Additionally, LSCV administers the Interest on Lawyers' Trust Accounts (IOLTA) program, the proceeds of which are added to state general revenue and filing fee appropriations to fund civil legal aid in every city and county in Virginia.

## ABOUT CIVIL LEGAL AID

Legal aid provides free advice and representation to low-income people with serious legal issues. To be eligible for state-funded legal services in FY 2022-2023, a family of three would generally have to have an annual income at or below 125 percent of the federal poverty level: **\$31,075**.

## LSCV FUNDS NINE REGIONAL LEGAL AID PROGRAMS AND A STATEWIDE SUPPORT CENTER



- 1 BRLS Blue Ridge Legal Services**  
Harrisonburg, Winchester, Roanoke, Lexington (\$1,143,780)
- 2 CVLAS Central Virginia Legal Aid Society**  
Richmond, Petersburg, Charlottesville (\$1,171,783)
- 3 LAJC Legal Aid Justice Center**  
Charlottesville, Falls Church, Petersburg, Richmond (\$2,468,664)
- 4 LASEV Legal Aid Society of Eastern Virginia**  
Hampton, Norfolk, Virginia Beach, Williamsburg, Belle Haven (\$3,033,108)
- 5 LASRV Legal Aid Society of Roanoke Valley**  
Roanoke (\$782,188)
- 6 LAW Legal Aid Works (RLS)**  
Fredericksburg, Culpeper, Tappahannock (\$969,072)
- 7 LSNV Legal Services of Northern Virginia**  
Alexandria, Arlington, Fairfax, Fredericksburg, Leesburg, Manassas (\$2,006,845)
- 8 SVLAS Southwest Virginia Legal Aid Society**  
Marion, Castlewood, Christiansburg (\$1,559,844)
- 9 VLAS Virginia Legal Aid Society**  
Lynchburg, Danville, Farmville, Suffolk (\$1,715,220)
- 10 VPLC Virginia Poverty Law Center**  
Richmond (Statewide Program) (\$1,215,452)

# HIGHLIGHTS

## FY 2022-2023

LSCV-Funded Programs Produced Results That Touched Everyone in Virginia.

## THE NEED

EACH YEAR,  
**54.5%\***

of low-income households in Virginia experience at least ONE legal problem.

**ONLY 17%\***

of those are able to get assistance from a lawyer, because:

**60%** of low-income people are not aware they are eligible for free legal aid.\*

**85-97%** of legal problems that legal aid organizations are unable to fully address are due to a lack of available resources.\*

**With more funding for legal aid, this “Justice Gap” could be substantially reduced.**

*\*Sources: Virginia Legal Needs Study and LSC Justice Gap Report.*

## THE IMPACT

**82,769**  
**PEOPLE**

directly benefited from legal advice and representation.

**\$215**  
**MILLION**  
**ECONOMIC**  
**IMPACT**

for low-income households, cost savings for Virginia taxpayers, revenue for Virginia businesses, and jobs for working Virginians.

**\$15.09 TO 1**  
**ECONOMIC**  
**RETURN**

for every dollar of Virginia state funding received by LSCV-funded programs.

**28,700**  
**CASES**

were completed, including...

**12,500** preserving housing stability

by preventing eviction and foreclosures and reducing the need for emergency shelter.

**9,100** enhancing family safety, security, and stability for family law clients and survivors of domestic violence.

**2,600** assisting clients with consumer matters

protecting them from creditor harassment, predatory lenders, and abusive debt collection practices.

**4,500** representing clients with other legal matters

affecting their jobs, education, individual rights, and health care.



# ECONOMIC IMPACTS

FY 2022-2023

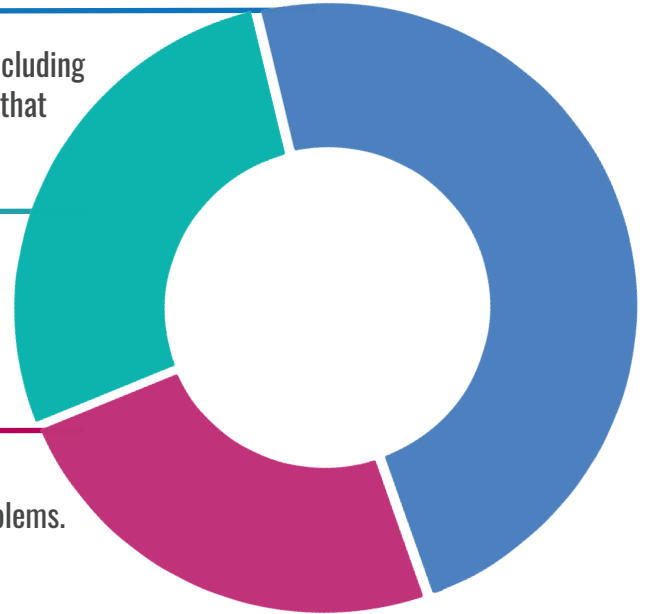
**\$215 Million** in Economic Benefits and Savings for Clients and Communities.\*

## ECONOMIC IMPACTS

**\$104 Million direct economic impact** for low-income families, including income to pay for food, rent, and health care; and for relief from debt that otherwise could have dragged them deeper into poverty.

**\$59 Million economic impacts** on local economies, including a permanent economic multiplier effect resulting from federal dollars coming into the state each year that otherwise would be lost to communities across Virginia.

**\$52 Million cost savings for the community** from legal aid's success in reducing domestic violence, eviction, and other costly problems.



*\*Source of all economic impact estimates in this report: The Resource for Great Programs. Details available on request.*

### EXAMPLE OF ECONOMIC IMPACTS ACHIEVED IN FY 2022-2023

In 2008 **Carson** lost four fingers from his right hand and suffered other injuries in an industrial accident. After he was turned down twice for Social Security Disability Income (SSDI) benefits, in 2012 **Legal Services of Northern Virginia** took his case and helped him to reapply for benefits.

Carson's LSNV attorney represented him in three Social Security hearings with two administrative law judges before the government shut down in 2020 due to the COVID-19 pandemic. In February 2023 Carson finally won a fully favorable decision. He was awarded \$98,000 in retroactive benefits and monthly Social Security benefits going forward, which could likely add another \$66,000 over the average 9.7-year duration of SSDI benefits.



### ECONOMIC IMPACT FACTS

Every successful appeal of a denial of Social Security Disability for a disabled veteran or other disabled person produces an average of **\$64,300 in basic income** for that family over the 9.7-year average duration of those benefits.

**SPENDING** of that income for food, rent, and other necessities **generates an additional \$98,000 in revenue** for local businesses and jobs for working Virginians due to the economic multiplier effect.

# FAMILY SAFETY AND STABILITY

## FY 2022-2023

FAMILY Legal Assistance Provided by LSCV-Funded Programs Enhanced the Lives of **9,100 Clients and Their Families.**

## KEY FACTS

### The Need Is Overwhelming.

Domestic abuse is one of the most common issues facing low-income Virginians, with especially destructive impacts on children.

### Legal Services Are Effective.

Studies show that legal services are an especially effective means of ending domestic abuse.\*

### Prevention Saves Money.

Preventing domestic abuse saves an estimated **\$6,630** in medical, counseling, and law enforcement costs for each case that is successful.\*

*\*Sources: Please see Appendix B.*

## IMPLICATIONS of UNMET Need For Legal Help With Domestic Abuse

### WITH Legal Help, People Can...

- Get independence from abuser
- Order of Protection
- Custody of children
- Child support
- Divorce
- Attend work and school
- Get referrals to housing, employment, education and other support programs.

### WITHOUT Legal Help, People...

- Miss work
- Lose jobs and income
- Have children's schooling disrupted
- Struggle with addiction
- Are unaware of programs that could help.

## ECONOMIC IMPACTS of Virginia Programs' FAMILY Legal Aid in FY 2022-2023

### \$33 Million Cost Savings

by reducing the need for medical treatment and counseling for victims and the detention and incarceration of abusers.

### \$6 Million Income for Clients

in child and spousal support that helped victims achieve financial independence from their abusers.

### ONE OF THE FAMILIES HELPED BY LSCV GRANTEES IN FY 2022-2023

**Sarah** endured physical, emotional, and financial abuse including death threats from her husband Scott during their entire marriage. One night after he attacked their children Sarah sought refuge at a neighbor's home and called the police.

An attorney from **Legal Aid Works** helped her get a 2-year protective order against Scott, and later, sole custody of the children, her own housing, and



monthly child support of \$975 per month. Sarah and her children can now live independently, safe from the abuse they had suffered for so many years.

# HOUSING SECURITY

FY 2022-2023 Representation

Legal Aid Programs Preserved Housing Stability Amidst a National and Statewide Pandemic Emergency for **12,500 Clients and Their Families.**

## KEY FACTS

### The Need is Overwhelming.

Five Virginia cities are in the top 10 nationwide for eviction rates.

### Legal Services are Effective.

Legal aid advocates...

- Challenge evictions.
- Prevent foreclosures.
- Enforce laws protecting tenants and homeowners.

### Prevention Saves Money and Lives!

- Keeping people in their homes during a national pandemic enhanced the safety of all Virginians.
- Preventing eviction saves an estimated **\$25,800** in emergency shelter costs for each case that is successful.
- Preventing foreclosure saves an estimated **\$76,700** per successful case.

## IMPLICATIONS of UNMET Need For Legal Help with Housing Security

### WITH Legal Help, People Can...

- Keep their homes **72%** of the time\*
- Keep their jobs and income
- Access emergency assistance programs
- Keep children in school
- Avoid homelessness

### WITHOUT Legal Help, People...


- Miss work and schooling
- Lose their homes **62%** of the time\*
- Wind up in shelters
- Are unaware of programs that could help
- Have children's schooling disrupted

*\*Source: Analysis by The Resource for Great Programs.*

## ONE EXAMPLE OF "HOUSING SECURITY" RESULTS ACHIEVED IN FY 2022-2023

Heads-up action by an attorney from *The Legal Aid Society of Roanoke Valley* turned a successful defense of one wrongful eviction case into dismissal of another 26 cases brought by the same landlord.

After arriving at the courthouse to represent **Roger**, the attorney noticed



26 more eviction actions brought by the same landlord and set for the same time. The attorney quickly checked the deed records for the apartment complex and saw that the landlord corporation that filed the lawsuits was not the deeded owner of the property. The attorney then arranged to have Roger's case called first. The judge dismissed Roger's eviction because

the landlord was not the owner of the property and had no demonstrated right to possession of the apartment. The judge then called the next 26 eviction actions filed by the landlord and dismissed each one for the same reason.

## ECONOMIC IMPACT of Virginia Programs' HOUSING Legal Aid

**\$5.1 MILLION** from Preventing Eviction.

Cost savings come from avoiding the cost of providing emergency shelter to individuals and families facing homelessness through eviction.



# ADDRESSING BIG PROBLEMS

FY 2022-2023

Persistence by Legal Aid and Partners Pays Off With Even Greater Results in FY 2022-2023.

A team including the **Virginia Poverty Law Center** and two pro bono partners reached a settlement in August 2022 that added **\$44 million** in refunds to consumers to **\$870 million** in refunds and debt relief previously agreed to by unscrupulous lenders as an outcome of class action litigation which had also propelled passage of **Virginia's 2020 Fairness in Lending Act**.

The US District Court for the Eastern District of Virginia approved this settlement in the last of nine class action lawsuits against a group of out-of-state internet companies, investors and shareholders that sought to evade state and federal law by making extremely high interest internet loans in Virginia and other states.

The settlements come after years of litigation by the team which in addition to the Virginia Poverty Law Center included pro bono work by consumer advocacy firms Kelly Guzzo PLC and Consumer Litigation Associates PLC.

**Final Settlement Adds \$44 million for Victims of Illegal Internet Lending Schemes**

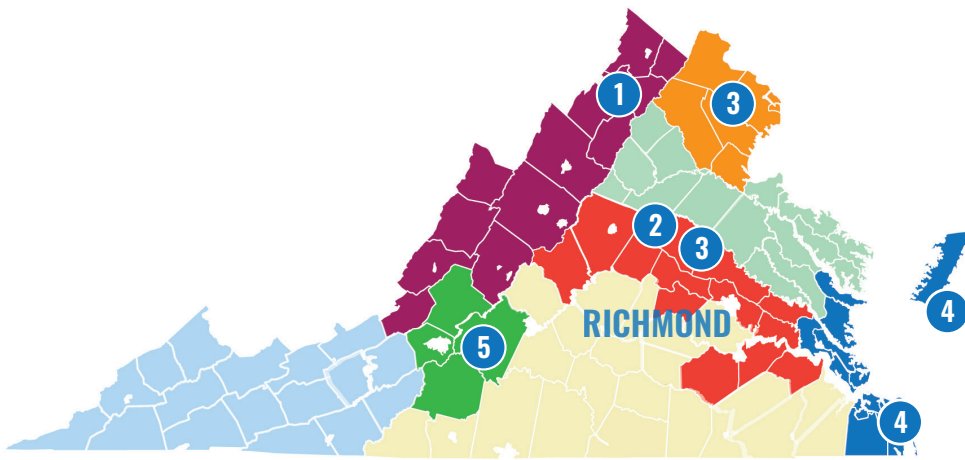




# SNAPSHOTS

Outcomes Achieved  
FY 2022-2023

## LSCV-Funded Advocates Reformed Unfair Laws, Halted Domestic Abuse, Prevented Evictions, and Slashed Barriers to Employment.



1. **BRLS** Blue Ridge Legal Services
2. **CVLAS** Central Virginia Legal Aid Society
3. **LAJC** Legal Aid Justice Center
4. **LASEV** Legal Aid Society of Eastern Virginia
5. **LASRV** Legal Aid Society of Roanoke Valley
6. **LAW** Legal Aid Works
7. **LSNV** Legal Services of Northern Virginia
8. **SVLAS** Southwest Virginia Legal Aid Society
9. **VLAS** Virginia Legal Aid Society
10. **VPLC** Virginia Poverty Law Center; (Statewide)

### PEOPLE FACING EVICTION GET A LAWYER JUST IN TIME

- 1 **Blue Ridge Legal Services (BRLS)** attorneys accompany their clients to court, but are also often able to represent other people facing eviction that same day if needed. Several judges in the region have begun to allow legal aid lawyers to make an announcement offering their services before the eviction docket is called for this reason.

### EVICTION DEFENSE LEADS TO TRANSFER OF BUILDING TO HOUSING AUTHORITY

- 2 **Central Virginia Legal Aid Society (CVLAS)**'s representation of one eviction client led to representation of 15 others against the same tax-delinquent landlord. Facing prosecution for failure to pay taxes, the landlord deeded the building to the Richmond Housing Authority and all 16 tenants remained in their homes.

### COORDINATED STRATEGY KEEPS FAMILIES IN THEIR HOMES

- 3 **Legal Aid Justice Center (LAJC)** coordinated with Legal Services of Northern Virginia (LSNV) to represent 47 residents of a large housing complex in Northern Virginia facing eviction. Of the 47 eviction filings, only three resulted in decisions against legal aid clients.

### EXPANDED COMMUNITY PRESENCE MEANS LEGAL HELP FOR 250 NEW CLIENTS

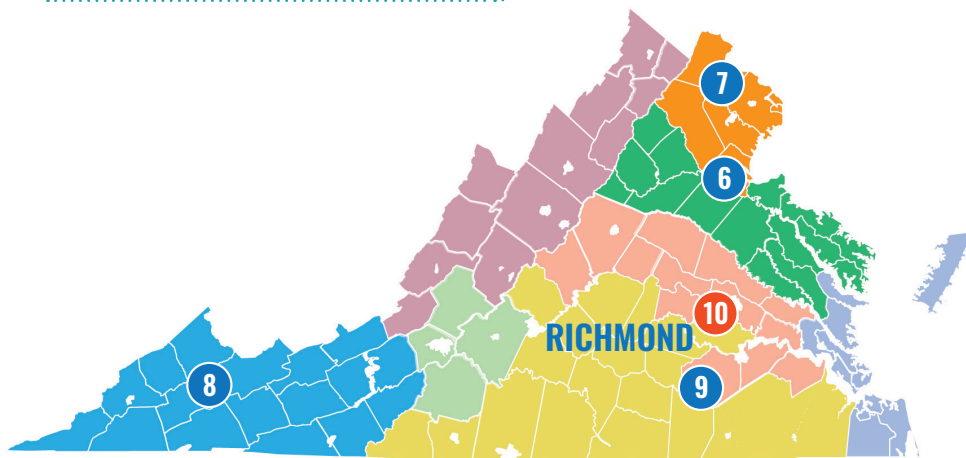
- 4 **Legal Aid Society of Eastern Virginia (LASEV)** expanded its community presence through 11 outreach events attended by more than 3,500 people. LASEV attorneys and staff opened 250 new cases through these efforts.

### GRANDMOTHER AVOIDS WINTER EVICTION

- 5 **Legal Aid Society of Roanoke Valley (LASRV)** represented a mobile home tenant in rural Franklin County after her landlord forced her and her granddaughter out of their mobile home in mid-November by cutting off the electricity, cutting off the water, changing the locks, and suing for eviction. Her LASRV attorney filed a counterclaim and won several thousand dollars in compensation from the landlord.

# SNAPSHOTS

Continued



1. **BRLS** Blue Ridge Legal Services
2. **CVLAS** Central Virginia Legal Aid Society
3. **LAJC** Legal Aid Justice Center
4. **LASEV** Legal Aid Society of Eastern Virginia
5. **LASRV** Legal Aid Society of Roanoke Valley
6. **LAW** Legal Aid Works
7. **LSNV** Legal Services of Northern Virginia
8. **SVLAS** Southwest Virginia Legal Aid Society
9. **VLAS** Virginia Legal Aid Society
10. **VPLC** Virginia Poverty Law Center; (Statewide)

## A MILESTONE AND A STATEWIDE AWARD FOR EXCELLENCE REACHED

- 6 **Legal Aid Works (LAW)** celebrated fifty years of providing free legal aid in the Fredericksburg area. Separately, LAW Managing Attorney Tamara Moore received the 2023 Virginia Legal Aid Award for innovation, creativity in advocacy, excellence in service, and impact beyond her own program’s service area.

## LEGAL SERVICES HELPS STROKE SURVIVOR KEEP HER HOME

- 7 **Legal Services of Northern Virginia (LSNV)** represented a woman facing a lawsuit by her homeowners’ association for unpaid monthly fees – the kind that all too often results in a forced judicial sale – due to a stroke several years ago. Her LSNV attorney got some of the fees forgiven and a repayment plan for the rest, thereby saving her home.

## SINGLE MOM AVOIDS COLLECTION AFTER IDENTITY THEFT

- 8 **Southwest Virginia Legal Aid Society (SVLAS)** represented a single mother of three kids who found an unauthorized \$9,000 loan on her credit report and realized she was a victim of identity theft. After a collection agency took her to court, SVLAS challenged the agency to prove she was the one who took out the loan. They could not and the lawsuit was dropped.

## MOTHER OF TWO WINS PROTECTIVE ORDER AGAINST ABUSIVE PARTNER

- 9 **Virginia Legal Aid Society (VLAS)** represented a mother of two who suffered escalating abuse from her partner including threats to kill her while her children were present. After he kicked her car door—a violent act that knocked out one of her teeth—VLAS won a two-year protective order. She was able to stabilize her family life and raise her children without the threat of constant violence.

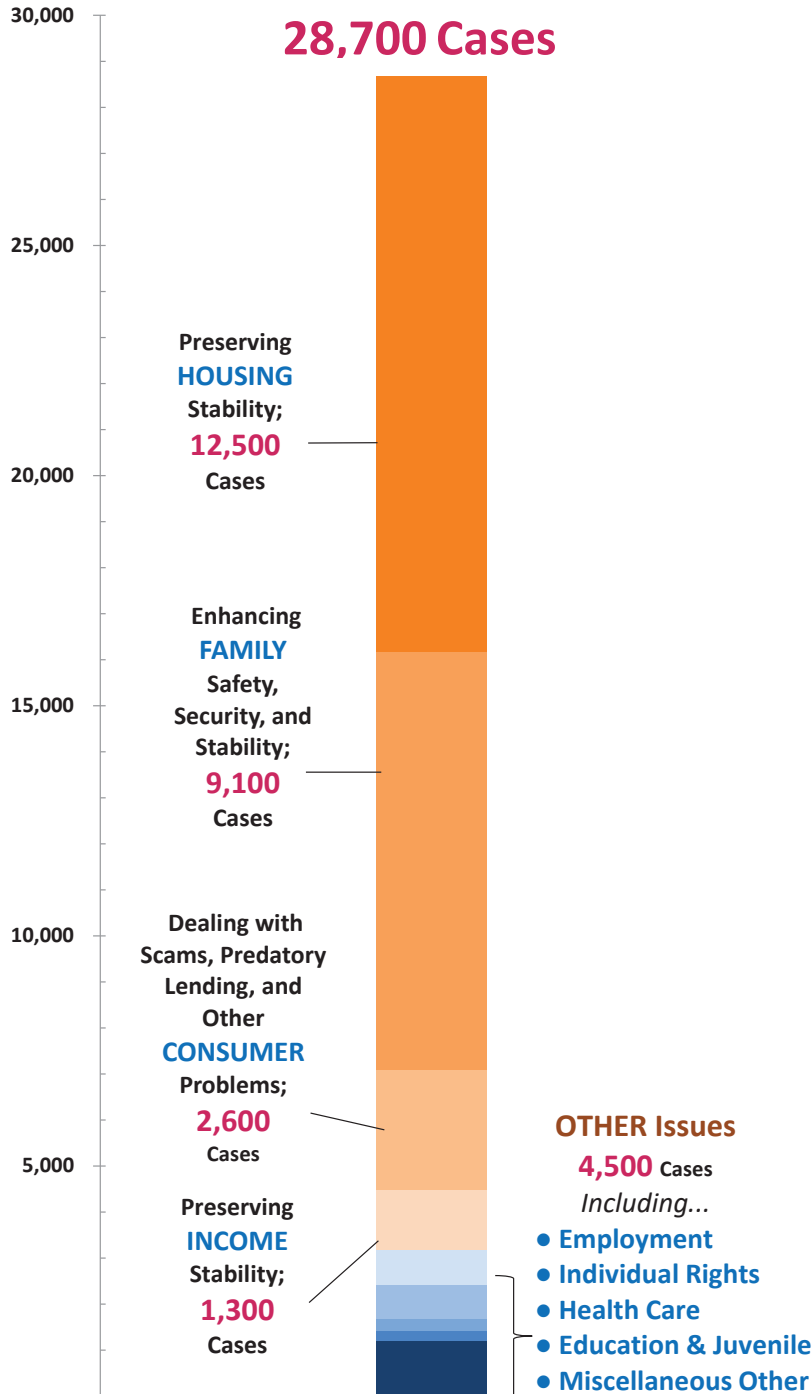
## VPLC AND ENROLL VIRGINIA CELEBRATE 10 YEARS OF PRESERVING MEDICAID COVERAGE

- 10 **Virginia Poverty Law Center (VPLC)** continued to play a key role in ensuring underserved communities’ access to Medicaid coverage across the Commonwealth through the strategic deployment of enrollment specialists along with targeted outreach and media efforts.

# CASES COMPLETED

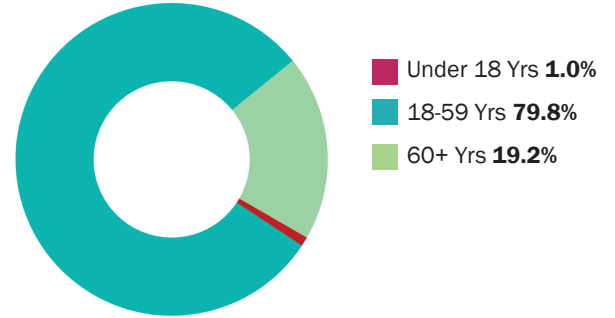
FY 2022-2023

**28,700 Cases Enabled 82,769 Low-Income Virginians to Obtain Fair Solutions to Critical Legal Problems.**

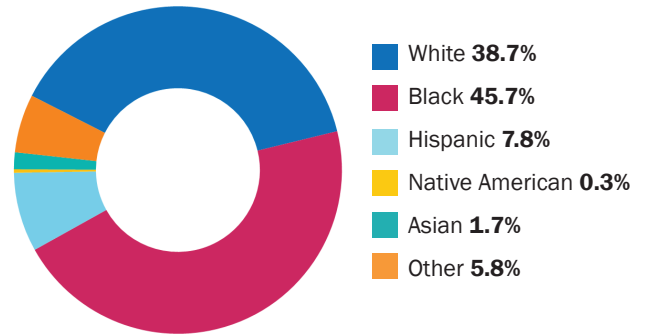


## OUR CLIENTS

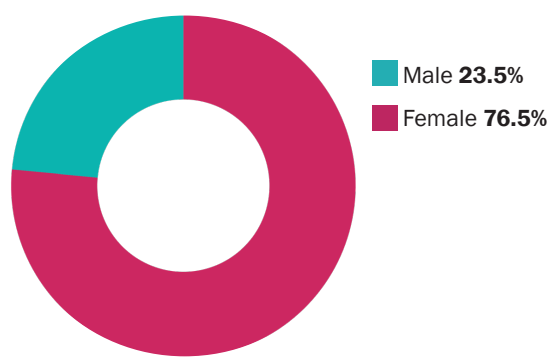
By Age



By Ethnicity



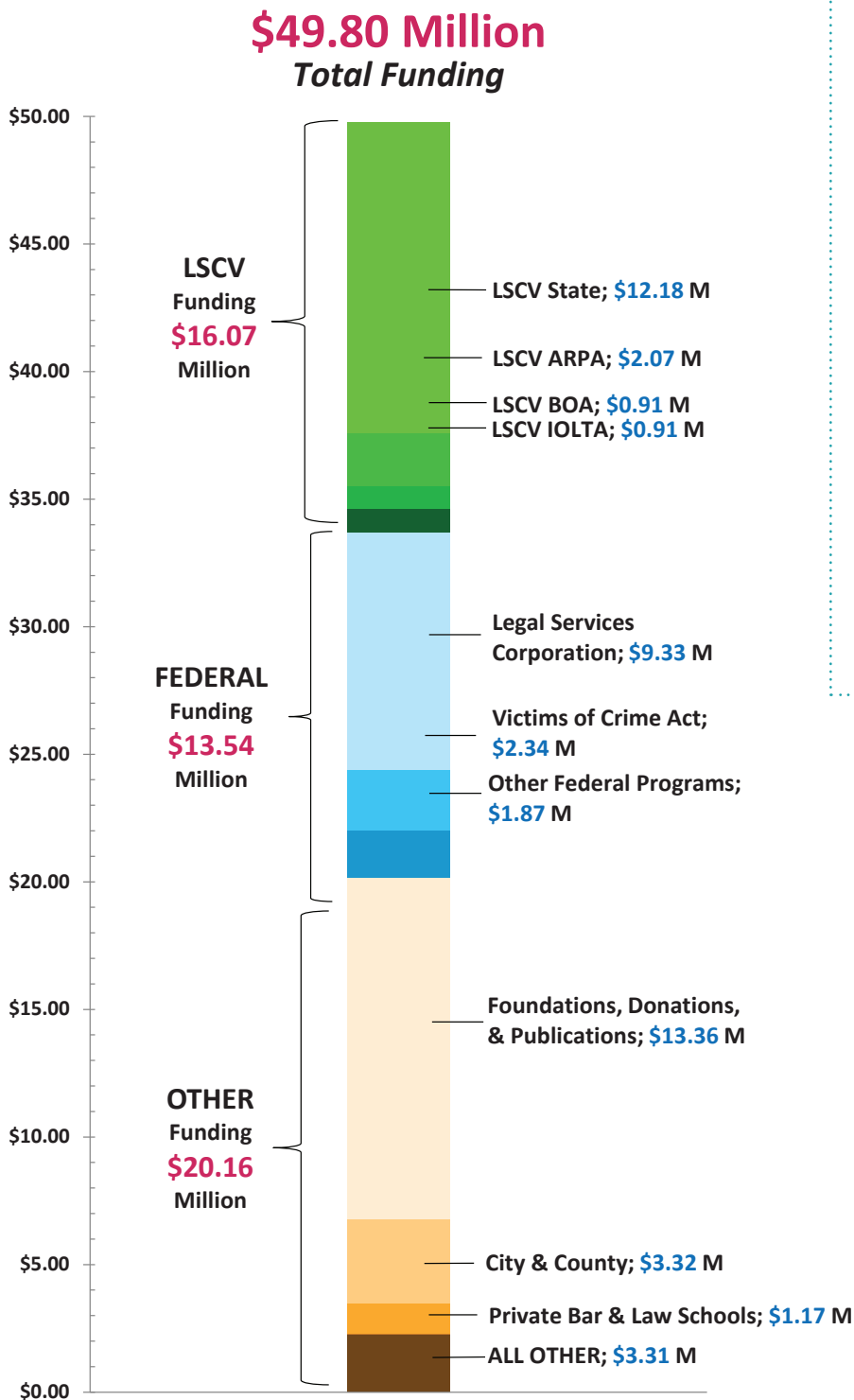
By Gender



# FINANCIAL PERFORMANCE

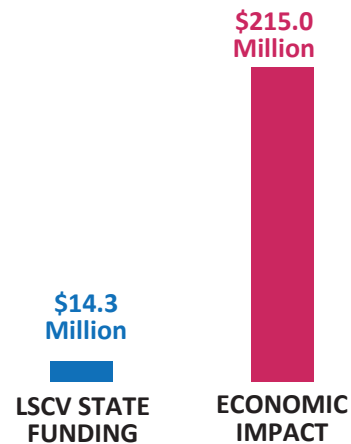
## FY 2022-2023

LSCV-Funded Programs Leveraged the State's **\$14.3 Million Investment** by Attracting Additional Funds and Having a Big Economic Impact.



## RETURN ON INVESTMENT

**\$15.09 Economic Impact for Every Dollar** of State Funding  
See Page 4



## ACCOUNTABILITY

- EVALUATION**  
 LSCV evaluates each grantee every 3-5 years.
- METRICS**  
 Grantees are evaluated against national and state performance benchmarks.
- QUALITY ASSESSMENT**  
 Desk Reviews are performed applying the ABA Standards for Providers of Civil Legal Aid and the LSC Performance Criteria.
- ANNUAL FINANCIAL AUDITS**  
 Independent CPA firms evaluate financial compliance with Generally Accepted Accounting Criteria.



# APPENDIX A

## Case Statistics and Outcomes Produced for Clients.

### I. CASE STATISTICS: Number of Cases Closed, By Major Reason Closed

Data Source: Grantee Final Reports, FY 2022-2023, Part Two: Data, Case Service Reports (CSRs).

Grantee	Counsel & Advice	Limited Action	Negotiated without Litigation	Negotiated with Litigation	Admin. Agency Decision	Court Decision- Uncontested	Court Decision- Contested	Court Decision- Appeals	Other	Extensive Service	Grand Total
Blue Ridge Legal Services	1,233 48%	459 18%	30 1%	107 4%	33 1%	347 14%	216 8%	0 0%	0 0%	130 5%	<b>2,555</b> 100%
Central Virginia Legal Aid Society	2,375 56%	441 10%	54 1%	151 4%	21 0%	499 12%	624 15%	0 0%	0 0%	62 1%	<b>4,227</b> 100%
Legal Aid Justice Center	772 56%	206 15%	46 3%	85 6%	103 7%	28 2%	67 5%	2 0%	24 2%	51 4%	<b>1,384</b> 100%
Legal Aid Society of Eastern Virginia	4,448 62%	784 11%	68 1%	345 5%	92 1%	512 7%	577 8%	3 0%	0 0%	338 5%	<b>7,167</b> 100%
Legal Aid Society of Roanoke Valley	800 46%	490 28%	43 2%	82 5%	12 1%	122 7%	126 7%	0 0%	9 1%	52 3%	<b>1,736</b> 100%
Legal Aid Works	220 41%	122 23%	1 0%	38 7%	3 1%	51 9%	36 7%	0 0%	61 11%	6 1%	<b>538</b> 100%
Legal Services of Northern Virginia	3,384 66%	787 15%	33 1%	152 3%	43 1%	272 5%	297 6%	5 0%	0 0%	119 2%	<b>5,092</b> 100%
Southwest Virginia Legal Aid Society	1,871 60%	250 8%	44 1%	158 5%	18 1%	316 10%	264 8%	1 0%	0 0%	191 6%	<b>3,113</b> 100%
Virginia Legal Aid Society	1,876 64%	268 9%	45 2%	131 4%	42 1%	195 7%	308 10%	3 0%	1 0%	68 2%	<b>2,937</b> 100%
Virginia Poverty Law Center	<b>Not Applicable</b>										
<b>Total</b>	<b>16,979</b>	<b>3,807</b>	<b>364</b>	<b>1,249</b>	<b>367</b>	<b>2,342</b>	<b>2,515</b>	<b>14</b>	<b>95</b>	<b>1,017</b>	<b>28,749</b>
<b>Percent Total Cases</b>	<b>59%</b>	<b>13%</b>	<b>1%</b>	<b>4%</b>	<b>1%</b>	<b>8%</b>	<b>9%</b>	<b>0%</b>	<b>0%</b>	<b>4%</b>	<b>100%</b>

# APPENDIX A

## Continued

## II. OUTCOMES: Major Benefits Produced for Clients

Data Source: Grantee Final Reports, FY 2022-2023

Top benefits of extended representation\* cases are listed below in decreasing order by number of people directly affected, followed in each legal problem category by benefits of limited representation cases\*\*.

LEGAL PROBLEM CATEGORY	MAJOR BENEFIT RECEIVED	Number of Cases	Number of People Directly Affected
Family Security	Obtained or maintained custody of children	1,140	2,997
	Obtained protection from domestic violence	758	2,086
	Obtained a divorce or annulment	864	2,016
	Avoided protective order/removal of children	580	1,475
	Obtained representation in a Family matter-no other outcome	376	1,113
	Obtained assistance with safety planning	214	562
	Obtained other extended services* for a Family matter	897	2,296
	Obtained limited representation services** for a Family matter	5,404	14,193
Housing Security	Prevented eviction from private housing	1,951	5,013
	Overcame denial of tenant's rights under lease	64	2,815
	Obtained representation on a Housing matter-no other outcome	1,039	2,610
	Obtained other benefit on a Housing matter	689	2,103
	Delayed eviction providing time to seek alternative housing	457	1,155
	Obtained expungement of an unlawful detainer	413	1,085
	Prevented eviction from subsidized housing	419	966
	Obtained rental relief assistance	334	829
	Prevented eviction from public housing	212	591
	Obtained other extended services* for a Housing matter	674	1,699
Obtained limited representation services** for a Housing matter	8,195	18,934	
Income Maintenance	Obtained, preserved or increased unemployment insurance benefits/rights	108	228
	Obtained other extended services* for an Income Maintenance matter	250	499
	Obtained limited representation services** for an Income Maintenance matter	1,036	2,429
Consumer Protection	Stopped or reduced debt collection activity	206	428
	Obtained other extended services* for a Consumer matter	605	1,420
	Obtained limited representation services** for a Consumer matter	2,000	4,396
Other Benefits	Obtained a living will and/or health proxy or power of attorney	534	769
	Obtained other extended services* for Other matters	1,134	4,370
	Obtained limited representation services** for Other matters	1,703	3,692
<b>TOTAL ***</b>		<b>32,256</b>	<b>82,769</b>

\*Extended representation services consist of negotiation with opposing parties and representation in court or administrative proceedings.

\*\*Limited representation services consist of legal information, advice, and/or other assistance to an eligible client from a lawyer or paralegal

\*\*\*Note: Total number of cases exceeds number of cases closed because some cases produced more than one outcome.

<b>I. Economic Benefits and Savings in FY 2022-2023</b>	<b>Total Impact, \$Millions</b>
<b>A. Total Economic Impact</b>	<b>\$215.0</b>
<b>B. Direct Economic Benefits to Clients and Their Families</b>	<b>\$98.0</b>
1. SSI, SSDI, and Other Social Security Income	\$19.0
2. Value of Medicare-Funded Health Care Services Received	\$3.0
3. Value of Medicaid-Funded Health Care Services Received	\$6.0
4. Child Support Income	\$6.0
5. Value of In-Kind Services Donated by Pro Bono Attorneys, Law Students, and Other Uncompensated Volunteers	\$9.0
6. Affirmative Employment	\$45.1
7. Other Benefits	\$10.4
<b>C. Reimbursements to Health Care Providers</b>	<b>\$6.0</b>
1. Medicare Reimbursements to Health Care Providers for Services Rendered to Low-income Clients	\$2.0
2. Medicaid Reimbursements to Health Care Providers From State Medicaid Program	\$4.0
<b>D. Cost Savings for the Community</b>	<b>\$52.0</b>
1. Prevention of Foreclosure	\$5.0
2. Prevention of Domestic Violence	\$14.0
3. Avoidance of Emergency Shelter	\$33.0
<b>E. Increased Income for Local Businesses from the Multiplier Effect</b>	<b>\$59.0</b>

Note: For details see methodological appendices to this report available upon request from LSCV. Some numbers appearing in this package of tables have been rounded for ease of reading. Calculations based on rounded figures in these tables may not perfectly correspond to unrounded calculations on which the tables are based.

\*This estimate is derived by subtracting the average age of children at time of divorce (9 years) from age of maturity, 18 years. In "Attachment and Parental Divorce: A Test of the Diffusion and Sensitive Period Hypotheses," Chris Fraley analyzed data from 7,735 survey respondents; over one third of respondents had parents who divorced, and the average age of a child at the time of divorce was nine years (Personality and Social Psychology Bulletin, September 2013). An average age of nine years is also reported in Liu "The Effect Parental Divorce and Its Timing on Child Educational Attainment: A Dynamic Approach," 2007, page 17.

\*\* This measure was estimated using a model developed by The Resource for Great Programs that applies per-incident cost figures derived from estimates by consultant Jeffrey Baliban for use in testimony to the Chief Judge's Task Force to Expand Access to Civil Legal Services in New York in 2011. See his report at the First Judicial Department Hearing September 26, 2011. The costs derived by Mr. Baliban have been adjusted for inflation to reflect current dollars.

\*\*\* Source: "Losing Home: The Human Cost of Eviction in Seattle", Seattle Women's Commission and the Housing Justice Project of the King County Bar Association, 2018, page 60. This study found that 25 percent of evicted tenants moved into sheltered or transitional housing. The reason this percentage is less than 100 is that some portion of the families who are evicted or foreclosed avoid homelessness by moving in with friends or family or by finding a rental in a different location.

\*\*\*\*This measure was estimated using a model developed by The Resource for Great Programs that applies national statistics on average stay of a family in emergency shelter and local statistics on lowest cost per day of emergency shelter to derive a conservative estimate of average total cost of providing emergency shelter to a homeless family in the local region. Source for national statistics: U.S. Conference of Mayors, 2008 Status Report on Hunger & Homelessness, available at [http://www.ncdsv.org/images/USCM\\_Hunger-homelessness-Survey-in-America's-Cities\\_12%202008.pdf](http://www.ncdsv.org/images/USCM_Hunger-homelessness-Survey-in-America's-Cities_12%202008.pdf). Source for local statistics: lowest cost listed by Travelocity.com for a hotel room in the area.

# APPENDIX B

## Continued

<b>II. Economic Impacts per Dollar of Funding</b>	
<b>A. Total Program Funding (\$M)<sup>1</sup></b>	<b>\$49.77</b>
1. IOLTA	\$0.91
2. State Funds Administered by LSCV	\$15.37
3. Other State Funding	\$2.06
4. Foundations	\$4.68
5. United Way	\$0.33
6. Legal Services Corporation (LSC)	\$9.33
7. City and County Funding	\$3.32
8. Church/Religious Organization Funding	\$0.01
9. Title III - Administration on Aging	\$0.38
10. Victims of Crime Act (VOCA) Funding	\$2.34
11. Other Federal Programs	\$1.49
12. Law Schools	\$0.63
13. Attorney Fees	\$0.04
14. Private Bar	\$0.54
15. Corporate and Individual Donations OTHER than Private Bar	\$2.93
16. Interest income	\$0.39
17. Other	\$5.03
<b>B. Total Impacts (\$M)<sup>2</sup></b>	<b>\$215.00</b>
1. Increased Income for Local Businesses	\$59.00
2. Dollar Benefits to Clients and Their Families	\$98.00
3. Direct Benefits to Health Care Providers	\$6.00
4. Cost Savings for the Community	\$52.00
<b>C. Impact per Dollar of Program Funding from All Sources<sup>3</sup></b>	<b>\$4.30</b>
<b>D. Impact per Dollar of State Legislated Funding<sup>4</sup></b>	<b>\$15.09</b>

Note:

1. Source: program financial reports for FY 2022-2023. Does not include funds carried over from prior year.

2. Total impacts are estimated from cases closed by the programs in FY 2022-2023. See following tables for detailed breakdowns of each impact type.

3. This number is the result of dividing line B by line A.

4. This number is the result of dividing line B by the total of state legislated funds, which in FY 2022-2023 amounted to \$14.3 million.