



CRIME IN



VIRGINIA



2023



CRIME IN VIRGINIA



JANUARY-DECEMBER 2023

Virginia Data Analysis & Reporting Team
Uniform Crime Reporting Program
Incident-Based Reporting

DEPARTMENT OF STATE POLICE
Colonel Gary T. Settle Superintendent
RICHMOND

Foreword

Crime is of great concern to all citizens of Virginia. By use of crime statistics, criminal justice agencies can make an informed decision concerning the most efficient and effective manner in which to dedicate their limited resources toward the reduction of crime in their communities. The Data Analysis and Reporting Team (DART) of the Virginia Department of State Police manages the Uniform Crime Reporting (UCR) Program. The UCR Program is a system of collecting and analyzing crime statistics gathered on selected crimes by participating law enforcement agencies throughout the Commonwealth. We acknowledge the efforts made by these agencies in making this report accurate and concise.

All information in this report uses an incident-based reporting (IBR) format. The Incident Based Reporting (IBR) central repository went into production in January 1994. At that time all contributing agencies were given five years to convert their summary system into an incident-based system. By 2000, all participating agencies were reporting incident-based data. As of 2019, we at the Department of State Police, procured a new repository system for better quality control and release of crime data throughout the Commonwealth. The results of the new repository system are reflected in the updated layout and reports for this year's Crime In Virginia report.

Annual crime data for individual agencies is available online at <https://va.beyond2020.com/> under the "NIBRS Agency Crime Overview" option in the public portal. These data are routinely updated and may not match this hardcopy report. The statewide population 8,729,032 is a 2023 provisional estimate provided by the Weldon Cooper Center For Public Service, University of Virginia.

In accordance with the *Code of Virginia*, the Department of State Police, as the central repository, collects crime information from participating agencies. The most accurate information available in Virginia is used to generate the statistics contained in this annual report. IBR statistics were originally for police agencies only, but community concern has generated a use by both public and private sources. This use increases yearly. The IBR information has become the primary vehicle used to evaluate levels of criminal activity in jurisdictions throughout Virginia.

The participation and cooperation of all agencies making this publication possible is sincerely appreciated. The quality of the program continues to be maintained through their cooperative efforts.

Colonel Gary T. Settle
Superintendent

Dedication

This publication is dedicated to the memory of the following law enforcement officers who died while performing their duties during 2023:

Police Officer Mark Christopher Wagner, II
Wintergreen Police Department, VA
Age: 31
End of Watch: Friday, June 16, 2023

2023 Facts At A Glance

- The total number of incidents reported was 363,437. (Page 10)
- The total number of offenses reported was 405,672 and the month of May had the greatest numbers of offenses reported with 36,510. (Page 9)
- In the number of reported incidents, there were 423,636 Group A Crimes reported by the contributing agencies. (Page 8 & 10)
- Of the 20,824 violent crimes reported, 49.4% occurred in the residence/home. (Page 55)
- There were 5,647 victims of the 5,349 forcible sex offenses reported by the contributing agencies. (Page 19)
- The total theft of property was \$634,863,885. Stolen automotive and financial property accounted for a property loss of \$242,782,770 and \$240,697,664 respectively. (Page 46)
- Firearms represented 40.6% of all known weapons used in aggravated assaults. Of all victims of aggravated assault, 56.3% had some type of injury. (Page 16)
- There were 3,243 assaults on officers reported in Virginia. Of those who reported injury data, over one-quarter (27.6%) involved some type of injury to the officer. (Page 77)
- Of the 325 hate crimes reported, 94.2% of these were assault offenses (aggravated assault, simple assault, intimidation) or vandalism/damage of property offenses. (Page 61)
- Drug arrests increased (18.0 %) with the largest increase in the Under 18, followed by the 65 and over age group (54.9% and 44.3%). Arrestees may have been arrested with more than one drug. (Pages 48-49 & Page 71)

Data fluctuates as investigations continue. Data reflected in this publication is as of March 31, 2024. If an occurrence or incident date is unknown, the date used for data collection is the date the incident was reported. If a range of dates, the date used is the first date of the range.

Clearance Rates: The IBR system does not accurately reflect the volume of clearances each department produces each year. Additionally, the number of arrests in a jurisdiction does not provide precise offense clearance information in that one person arrested could clear multiple offenses. Please contact individual agencies for incident clearance information.

TABLE OF CONTENTS

Section	Page
History	1
UCR System Objectives	1
Incident Based Reporting	2
Crime Factors	3
Definitions	4
Crime Trends	8
Monthly Group A Offense Categories	9
Crime Clock	10
CRIMES AGAINST PERSON	
Murder / Nonnegligent Manslaughter (09A)	12
Aggravated Assault (13A)	15
Forcible Sex Offenses (11A-11D)	19
Kidnapping/Abduction (100)	23
CRIMES AGAINST PROPERTY	
Robbery (120)	27
Burglary (220)	32
Fraud (26A-26G)	35
Larceny (23A-23H)	39
Motor Vehicle Theft (240)	43
Value of Property Loss	46
CRIMES AGAINST SOCIETY	
Drug/Narcotics Violations (35A-35B)	48
Pornography/Obscene Material (370)	50
Weapons Law Violations (520)	52

VIOLENT CRIME

Violent Crime Offenses (09A, 13A, 120, 11A-11C)	55
Victim Demographics	56
Offender Demographics	58
Type of Weapon/Force Involved	59

HATE CRIME

Hate Crime Offenses	61
Victim Demographics	63
Offender Demographics	65

ARREST DATA

All Arrestees by Age Range	67
All Arrestees by Race	67
All Arrestees by Sex	67
By Offense	68
Required Gang Information	75

Law Enforcement Officers Killed & Assaulted	77
---	----

Officer Involved Shooting	80
---------------------------	----

Full-Time Law Enforcement Employees	82
-------------------------------------	----

Virginia Crime Online	84
-----------------------	----

Virginia Uniform Crime Reporting Program

HISTORY

Development of the nationwide summary Uniform Crime Reporting (UCR) Program began over ninety years ago. In 1930, crime counts were first requested from local police departments, with the Federal Bureau of Investigation designated by Congress to collect, compile, and analyze these figures. The Committee on Uniform Crime Records of the International Association of Chiefs of Police played a primary role in the origin and development of the UCR Program and serves in a strong advisory capacity. In 1966, the National Sheriffs' Association (NSA) established a Committee on Uniform Crime Reporting to serve in an advisory capacity to the NSA membership and the National Uniform Crime Reporting Program. Today, this committee and similar committees within the state law enforcement associations are active in promoting interest in the UCR Program. Standardized offense classifications and scoring procedures to ensure uniformity and consistency of data were major components in all of these reports. All of the Uniform Crime Reports were designed to be a by-product of information that a law enforcement agency should routinely compile for its own efficient administration and performance. The underlying philosophy and focus is and always has been oriented toward the creation of police statistics for use by law enforcement agencies. The unique nature of the program, however, also makes the data invaluable for use by elected officials and the public.

The FBI has actively assisted individual states in the development of statewide programs of police statistics compatible with the national system. These state statistical programs provide the advantage of increased coverage of reporting by law enforcement agencies. State systems also provide direct and frequent service to law enforcement agencies in assuring completeness and quality of information provided by them. Through coordination by the state collection agency, the data is available for use by the state while substantially streamlining the collection and reporting machinery for the national program.

Prior to June 30, 1974, no mandatory uniform crime reporting law existed in Virginia, and of all law enforcement agencies in the Commonwealth, 162 or 56% were voluntarily reporting directly to the Federal Bureau of Investigation. As of 2023, participation is at 99.9%, covering most of the Commonwealth. Effective law enforcement requires the cooperation and coordination of all law enforcement agencies within and among political subdivisions. Such efforts become possible only through the collection and statistical analyses of complete and accurate information.

The need for complete and accurate information on the number of offenses and offenders was long recognized in the state. The system developed in Virginia produced vital information that assisted law enforcement agencies throughout the state by furnishing information for management decisions and planning programs. Virginia has now converted to a more extensive data collection system. This new system is discussed on the following page.

A statewide UCR program informs the Governor, Legislature, local and state law enforcement agencies, other governmental officials, and the public as to the nature, magnitude, and trends of crime in Virginia. Through the collection of timely and reliable statistical information, local and state officials are better able to assess the direction and impact of crime. The Virginia UCR Program is within the Virginia Department of State Police Data Analysis & Reporting Team Section under the Criminal Justice Information Services Division of the Bureau of Administrative and Support Services.

UCR SYSTEM OBJECTIVES

The fundamental objectives of the Virginia Uniform Crime Reporting Program are:

- 1) To inform the Governor, Legislature, and other governmental officials, and the public as to the nature of the crime problem in Virginia—its magnitude and its trend.
- 2) To provide law enforcement administrators with criminal statistics for administrative and operational use.
- 3) To provide base data and statistics to measure the workload and effectiveness of Virginia's criminal justice system.
- 4) To provide base data and statistics to measure the effects of prevention and deterrence programs.
- 5) To provide base data and statistics for research to improve the efficiency, effectiveness, and performance of criminal justice agencies.
- 6) To provide base data to assist in the assessment of social and other causes for the development of theories of criminal behavior.

Incident Based Reporting

Virginia has been publishing crime data in an expanded format since 1994. This reporting system, fully implemented in 2000, is known as Incident Based Reporting (IBR). The following information is furnished to provide an overall description of IBR.

During the preliminary development of IBR by the Federal Bureau of Investigation, advice was solicited from the National Association of State UCR programs, the International Association of Chiefs of Police, the National Sheriffs' Association, the National Alliance of State Drug Enforcement Agencies, and other federal, state and local criminal justice agencies.

The guidelines and specifications developed were provided to South Carolina for testing through a pilot program in 1987. As a result of this testing, further refinements were made. In 1988, a national conference was held to present these guidelines and obtain feedback from representatives of law enforcement agencies in attendance. Recommendations included efforts to implement this system nationally, that the Federal Bureau of Investigation would manage this program and that an Advisory Policy Board be formed to assist in the development and implementation of the new program.

Virginia formed a State UCR Committee in 1986 to follow the developments of IBR and to evaluate its impact. This committee was composed of representatives from the Virginia State Sheriffs' Association, the Virginia Association of Chiefs of Police, the Department of Criminal Justice Services, and the Department of State Police. The State UCR Committee created the UCR Forms Subcommittee, which included representatives from police and sheriffs' agencies, the State Police, and the Department of Criminal Justice Services. This subcommittee developed, tested, and subsequently recommended a standard Incident Based Reporting form for use in Virginia. The Forms Subcommittee recommended this form be used at the option of the reporting agencies. Agencies, however, may use their own form to report the required data to the central repository. It is important, at this point, to recognize that the purpose of these forms was to *collect* the various information concerning criminal activity. Because of the numerous data elements collected, law enforcement agencies *report* this data to the central repository via an automated system.

The UCR Committee recommended that the Superintendent of the Department of State Police adopt the minimum, mandatory data standards recommended by the FBI and proceed with implementation of Incident Based Reporting in Virginia. In addition, the committee recommended that the data be collected which would relate the property to the offense, the type of property security/alarm system used, and the means by which the offender left the scene of the offense. Additional data is also collected on Law Enforcement Officers Killed and Assaulted (LEOKA), providing description of activities and assignments the officer was performing at the time of the offense, as well as offenses that were also classified as Hate Crimes (i.e., bias motivated).

Some of the major benefits derived from the IBR system include greater specificity in reporting; more correlation between offenses, property, victims, offenders, and arrestees; expanded victim/offender relationships; distinction between attempted and completed crimes and increased reporting of various circumstances relative to specific crimes. The IBR system requires that extensive data be reported for each *crime occurring* during a particular incident. Under the old summary system, only limited data concerning the *most serious crime* occurring during a particular incident was reported.

Information relating to two different levels of offenses is collected by the IBR system. The most serious offenses are designated as Group "A"; the less serious offenses are designated as Group "B." Group A offenses consist of 23 categories of crimes involving 52 different offenses; a maximum of 10 offenses per incident may be reported. Agencies are required to report 75 data elements for Group A offenses. Group B offenses, consisting of 8 crimes, only require reporting arrest data. Group A and B offense categories along with their definitions are provided beginning on page five.

While these figures are the most accurate available, it must be remembered that they represent a "snapshot" of incidents reported by local law enforcement agencies as well as follow UCR definitions. As such, it is possible that the number and categorization of offenses may differ when comparing these data with those from individual reporting agencies. If there are concerns with these differences, it is suggested that you contact the agency directly.

Crime Factors

Direct comparisons or rankings of individual cities and counties based solely on the data presented in this publication should be done with caution. There are many factors that influence or contribute to crime. Crime in Virginia, however, restricts itself to population size alone to establish a crime rate. In addition to population size, some other factors believed to affect the type and volume of crime include:

- 1) Population density and degree of urbanization;
- 2) Population variations in composition and stability;
- 3) Economic conditions, including median income, poverty level, and employment availability;
- 4) Cultural factors, education, and religious characteristics;
- 5) Family cohesiveness;
- 6) Climate, including seasonal weather conditions;
- 7) Effective strength of the police force;
- 8) Administrative and investigative efficiency of police agencies;
- 9) The organization and cooperation of adjoining and overlapping police jurisdictions;
- 10) Attitudes and policies of the courts, prosecutors and corrections;
- 11) Citizen attitudes toward crime and police;
- 12) Crime reporting practices of citizens.

Definition of Crimes, Offenses, and Incidents

Number of Crimes:

The Number of Crimes measure is calculated using the FBI Unit of Count. It is set to the number of offenses except in the following cases:

- If Offense Type is Crimes against Person, then the count is set to Number of Victims.
- If Offense Type is Motor Vehicle Theft, then the count is set to Attempted Motor Vehicle Thefts plus the Number of Stolen Motor Vehicles.

Number of Offenses:

This Measure counts the Number of offenses that match the selections.

In the case of violent crime, it counts 1 regardless of multiple victims and should not be used for disseminating NIBRS reportable crimes using the FBI rules of counting; refer to the Number of Crimes above.

Number of Incidents:

This measure counts the number of incidents with a specific offense type submitted. This value is typically lower than the number of offenses, as multiple offenses may be committed within a single incident.

GROUP A OFFENSE DEFINITIONS

Animal Cruelty: Intentionally, knowingly, or recklessly taking an action that mistreats or kills any animal without just cause, such as torturing, tormenting, mutilation, maiming, poisoning, or abandonment

Arson: To unlawfully and intentionally damage or attempt to damage any real or personal property by fire or incendiary device

Aggravated Assault: An unlawful attack by one person upon another wherein the offender uses a weapon or displays it in a threatening manner, or the victim suffers obvious severe or aggravated bodily injury involving apparent broken bones, loss of teeth, possible internal injury, severe laceration, or loss of consciousness

Simple Assault: An unlawful physical attack by one person upon another where neither the offender displays a weapon, nor the victim suffers obvious severe or aggravated bodily injury involving apparent broken bones, loss of teeth, possible internal injury, severe laceration, or loss of consciousness

Intimidation: To unlawfully place another person in reasonable fear of bodily harm through the use of threatening words and/or other conduct but without displaying a weapon or subjecting the victim to actual physical attack

Bribery: The offering, giving, receiving, or soliciting of anything of value (e.g., a bribe, gratuity, or kickback) to sway the judgment or action of a person in a position of trust or influence

Burglary/Breaking and Entering: The unlawful entry into a building or other structure with the intent to commit a felony or a theft

Counterfeiting/Forgery: The altering, copying, or imitation of something, without authority or right, with the intent to deceive or defraud by passing the copy or thing altered or imitated as that which is original or genuine; or, the selling, buying, or possession of an altered, copied, or imitated thing with the intent to deceive or defraud

Destruction/Damage/Vandalism of Property: To willfully or maliciously destroy, damage, deface, or otherwise injure real or personal property without the consent of the owner or the person having custody or control of it

Drug/Narcotic Violations: The unlawful cultivation, manufacture, distribution, sale, purchase, use, possession, transportation, or importation of any controlled drug or narcotic substance

Drug Equipment Violations: The unlawful manufacture, sale, purchase, possession, or transportation of equipment or devices utilized in preparing and/or using drugs or narcotics

Embezzlement: The unlawful misappropriation by an offender to his/her own use or purpose of money, property, or some other thing of value entrusted to his/her care, custody, or control

Extortion/Blackmail: To unlawfully obtain money, property, or any other thing of value, either tangible or intangible, through the use or threat of force, misuse of authority, threat of criminal prosecution, threat of destruction of reputation or social standing, or through other coercive means

False Pretenses/Swindle/Confidence Game: The intentional misrepresentation of existing fact or condition or the use of some other deceptive scheme or device to obtain money, goods, or other things of value

Credit Card/Automated Teller Machine Fraud: The unlawful use of a credit (or debit) card or automated teller machine for fraudulent purposes

Impersonation: Falsely representing one's identity or position and acting in the character or position thus unlawfully assumed to deceive others and thereby gain a profit or advantage, enjoy some right or privilege, or subject another person or entity to an expense, charge, or liability that would not have otherwise been incurred

Welfare Fraud: The use of deceitful statements, practices, or devices to unlawfully obtain welfare benefits would not have otherwise been incurred

Wire Fraud: The use of an electric or electronic communications facility to intentionally transmit a false and/or deceptive message in furtherance of a fraudulent activity

Identity Theft: Wrongfully obtaining and using another person's personal data (e.g., name, date of birth, Social Security number, driver's license number)

Hacking/Computer Invasion: Wrongfully gaining access to another person's or institution's computer software, hardware, or networks without authorized permissions or security clearances

Betting/Wagering: To unlawfully stake money or something else of value on the happening of an uncertain event or on the ascertainment of a fact in dispute

Operating/Promoting/Assisting Gambling: To unlawfully operate, promote, or assist in the operation of a game of chance, lottery, or other gambling activity

Gambling Equipment Violations: To unlawfully manufacture, sell, buy, possess, or transport equipment, devices, and/or goods used for gambling purposes

Sports Tampering: To unlawfully alter, meddle in, or otherwise interfere with a sporting contest or event for the purpose of gaining a gambling advantage

Murder and Non-Negligent Manslaughter: The willful (non-negligent) killing of one human being by another

Negligent Manslaughter: The killing of another person through negligence

Human Trafficking, Commercial Sex Acts: Inducing a person by force, fraud, or coercion to participate in commercial sex acts, or in which the person induced to perform such act(s) has not attained 18 years of age

Human Trafficking, Involuntary Servitude: The obtaining of a person(s) through recruitment, harboring, transportation, or provision and subjecting such persons by force, fraud, or coercion into involuntary servitude, peonage, debt bondage, or slavery (not to include commercial sex acts)

Kidnapping/Abduction: The unlawful seizure, transportation, and/or detention of a person against his/her will or of a minor without the consent of his/her custodial parent(s) or legal guardian

Pocket-picking: The theft of articles from another person's physical possession by stealth where the victim usually does not become immediately aware of the theft

Purse-snatching: The grabbing or snatching of a purse, handbag, etc., from the physical possession of another person

Shoplifting: The theft by someone other than an employee of the victim of goods or merchandise exposed for sale

Theft From Building: A theft from within a building which is either open to the general public or to which the offender has legal access

Theft From Coin-Operated Machine or Device: A theft from a machine or device that is operated or activated by the use of coins

Theft From Motor Vehicle (except Theft of Motor Vehicle Parts or Accessories): The theft of articles from a motor vehicle, locked or unlocked

Theft of Motor Vehicle Parts or Accessories: The theft of any part or accessory affixed to the interior or exterior of a motor vehicle in a manner which would make the item an attachment of the vehicle or necessary for its operation

All Other Larceny: All thefts that do not fit any of the definitions of the specific subcategories of Larceny/Theft listed above

Motor Vehicle Theft: The theft of a motor vehicle

Pornography/Obscene Material: The violation of laws or ordinances prohibiting the manufacture, publishing, sale, purchase, or possession of sexually explicit material, e.g., literature or photographs

Prostitution: To engage in commercial sex acts for anything of value

Assisting or Promoting Prostitution: To solicit customers or transport persons for prostitution purposes; to own, manage, or operate a dwelling or other establishment for the purpose of providing a place where prostitution is performed; or to otherwise assist or promote prostitution

Purchasing Prostitution: To purchase or trade anything of value for commercial sex acts

Robbery: The taking or attempting to take anything of value under confrontational circumstances from the control, custody, or care of another person by force or threat of force or violence and/or by putting the victim in fear of immediate harm

Rape: The carnal knowledge of a person, without the consent of the victim, including instances where the victim is incapable of giving consent because of his/her age or because of his/her temporary or permanent mental or physical incapacity

Sodomy: Oral or anal sexual intercourse with another person, without the consent of the victim, including instances where the victim is incapable of giving consent because of his/her age or because of his/her temporary or permanent mental or physical incapacity

Sexual Assault With An Object: To use an object or instrument to unlawfully penetrate, however slightly, the genital or anal opening of the body of another person, without the consent of the victim, including instances where the victim is incapable of giving consent because of his/her age or because of his/her temporary or permanent mental or physical incapacity

Fondling: The touching of the private body parts of another person for the purpose of sexual gratification, without the consent of the victim, including instances where the victim is incapable of giving consent because of his/her age or because of his/her temporary or permanent mental or physical incapacity

Incest: Non-Forcible sexual intercourse between persons who are related to each other within the degrees wherein marriage is prohibited by law

Statutory Rape: Non-Forcible sexual intercourse with a person who is under the statutory age of consent

Stolen Property Offenses: Receiving, buying, selling, possessing, concealing, or transporting any property with the knowledge that it has been unlawfully taken, as by burglary, embezzlement, fraud, larceny, robbery, etc.

Weapon Law Violations: The violation of laws or ordinances prohibiting the manufacture, sale, purchase, transportation, possession, concealment, or use of firearms, cutting instruments, explosives, incendiary devices, or other deadly weapons

GROUP B OFFENSE DEFINITIONS

Bad Checks (except Counterfeit Checks or Forged Checks)*: Knowingly and intentionally writing and/or negotiating checks drawn against insufficient or nonexistent funds

Curfew/Loitering/Vagrancy Violations: The violation of a court order, regulation, ordinance, or law requiring the withdrawal of persons from the streets or other specified areas; prohibiting persons from remaining in an area or place in an idle or aimless manner; or prohibiting persons from going from place to place without visible means of support

Disorderly Conduct: Any behavior that tends to disturb the public peace or decorum, scandalize the community, or shock the public sense of morality

Driving Under the Influence: Driving or operating a motor vehicle or common carrier while mentally or physically impaired as the result of consuming an alcoholic beverage or using a drug or narcotic

Driving Under the Influence (Marijuana): Driving or operating a motor vehicle or common carrier while mentally or physically impaired as the result of consuming or using marijuana, THC, or related drug

Drunkness (except Driving Under the Influence)*: To drink alcoholic beverages to the extent that one's mental faculties and physical coordination are substantially impaired

Family Offenses, Nonviolent: Unlawful, nonviolent acts by a family member (or legal guardian) that threaten the physical, mental, or economic well-being or morals of another family member and that are not classifiable as other offenses, such as Assault, Incest, and Statutory Rape

Liquor Law Violations: The violation of laws or ordinances prohibiting the manufacture, sale, purchase, transportation, possession, or use of alcoholic beverages

Peeping Tom*: To secretly look through a window, doorway, keyhole, or other aperture for the purpose of voyeurism

Trespass of Real Property: To unlawfully enter land, a dwelling, or other real property

All Other Offenses: All crimes that are not Group A offenses and not included in one of the specifically named Group B crime categories listed previously

**Per FBI UCR Program update these offenses have been retired as of January 1, 2021.*

Crime Trends

Rate per 100,000 Population

Offense Type	2023 Crime Count	2023 Offense Count	2023 Crime Rate	2022 Crime Rate	2021 Crime Rate	2020 Crime Rate	2019 Crime Rate	2018 Crime Rate
Murder and Nonnegligent Manslaughter	520	489	5.96	7.14	6.49	6.15	5.01	4.59
Negligent Manslaughter	72	63	0.82	0.74	-	-	-	-
Kidnapping/Abduction	2,115	1,942	24.23	21.89	20.09	19.20	21.10	19.79
Forcible Sex Offenses	5,647	5,349	64.69	68.23	65.92	54.49	68.58	68.50
Non-Forcible Sex Offenses	156	154	1.79	1.75	1.62	1.74	1.57	1.95
Aggravated Assault	14,317	11,702	164.02	159.92	153.36	143.60	130.34	119.83
Simple Assault and Intimidation	92,458	78,085	1059.20	995.00	937.85	924.14	1014.70	1011.78
All Human Trafficking	69	67	0.79	0.84	0.72	0.70	0.50	-
Arson	635	635	7.27	7.32	7.47	7.24	7.78	7.78
Bribery	34	34	0.39	0.34	0.35	0.31	0.45	0.23
Burglary/Breaking & Entering	10,501	10,501	120.30	124.87	120.89	132.91	163.76	177.35
Counterfeiting/Forgery	5,115	5,115	58.60	52.19	40.31	50.46	71.84	80.53
Destruction/Vandalism of Property	50,309	50,309	576.34	571.40	549.47	565.75	555.97	575.90
Embezzlement	1,884	1,884	21.58	21.61	18.13	20.90	30.74	29.67
Extortion/Blackmail	1,626	1,626	18.63	15.40	9.40	10.17	5.76	7.02
All Fraud Offenses	41,097	41,097	470.81	459.97	420.58	391.14	393.65	378.53
Robbery	3,297	3,297	37.77	38.53	33.84	34.52	41.49	42.54
All Larceny Offenses	121,245	121,245	1388.99	1431.58	1207.83	1220.89	1380.81	1375.88
Motor Vehicle Theft	15,320	14,859	175.51	163.10	134.46	130.54	123.89	122.94
Stolen Property Offenses	2,066	2,066	23.67	17.59	15.34	16.26	16.80	17.25
All Drug Offenses	35,273	35,273	404.09	371.79	408.86	659.64	869.53	871.08
All Gambling Offenses	30	30	0.34	0.39	0.17	0.10	0.54	0.46
Pornography/Obscene Material	2,940	2,940	33.68	25.49	24.08	22.08	21.89	20.10
All Prostitution Offenses	363	363	4.16	4.00	4.31	4.32	7.21	5.98
Weapon Law Violations	15,342	15,342	175.76	172.97	163.88	163.36	144.96	141.96
Animal Cruelty	1,205	1,205	13.80	14.29	13.69	13.57	15.96	-

Crime counts are number of victims for offenses against a person, number of vehicles stolen for motor vehicle theft and number of offenses for all other offenses. The crime rate is based on the crime count.

Offense counts are the number of offenses that occurred and do not take into account the number of victims or stolen vehicles.

Group A Offenses by Month

Offense Type	JAN	FEB	MAR	APR	MAY	JUN	JUL	AUG	SEP	OCT	NOV	DEC
Crimes Against Person												
Murder and Nonnegligent Manslaughter	47	49	34	43	40	48	44	51	43	42	28	20
Negligent Manslaughter	5	2	8	5	3	8	7	8	2	6	5	4
Kidnapping/Abduction	155	149	152	165	171	177	167	177	147	177	158	147
Forcible Rape	128	155	155	165	157	148	156	144	139	150	87	115
Forcible Sodomy	50	47	63	57	55	43	51	36	45	45	34	33
Sexual Assault With An Object	29	27	43	32	36	24	32	25	34	37	28	23
Forcible Fondling	264	250	249	250	255	195	214	225	208	242	189	180
Incest	4	2	3	2	4	2	2	1	2	3	2	2
Statutory Rape	16	9	10	12	11	11	10	12	10	11	4	9
Aggravated Assault	930	850	939	990	1,058	1,020	1,099	996	976	1,022	881	941
Simple Assault	5,593	5,273	5,719	5,753	6,241	5,467	5,622	5,808	5,797	6,121	5,422	5,378
Intimidation	861	890	909	950	971	706	734	741	831	859	751	688
Human Trafficking, Commercial Sex Acts	4	4	5	5	8	6	3	4	6	5	6	1
Human Trafficking, Involuntary Servitude	2			1			2			3	2	
Crimes Against Property												
Arson	59	50	57	68	49	42	58	45	51	48	59	49
Bribery	1	4	2	5	3	1	2	6	2	2	2	4
Burglary/Breaking & Entering	930	764	821	862	918	930	918	906	889	896	817	850
Counterfeiting/Forgery	463	390	460	381	445	397	429	519	447	408	391	385
Destruction of Property	4,062	3,597	4,028	4,329	4,667	4,526	4,743	4,483	4,099	4,344	3,632	3,799
Embezzlement	207	175	138	146	145	128	201	148	161	156	159	120
Extortion/Blackmail	139	150	152	127	138	151	143	148	159	116	109	94
False Pretenses	1,507	1,548	1,770	1,516	1,653	1,576	1,567	1,591	1,456	1,462	1,347	1,297
Credit Card/Automatic Teller Fraud	642	595	706	691	751	677	733	721	596	656	580	562
Impersonation	340	348	386	405	413	338	347	337	333	348	280	284
Welfare Fraud	16	26	31	20	18	21	3	9	6	9	8	28
Wire Fraud	316	311	343	313	285	316	338	328	315	313	280	248
Identity Theft	603	557	674	721	733	501	459	492	455	408	354	347
Hacking/Computer Invasion	50	40	47	39	55	47	41	56	44	43	33	38
Robbery	266	253	270	294	285	282	267	288	276	265	276	275
Pocket-picking	40	41	50	83	35	39	37	33	33	46	56	40
Purse-snatching	25	15	32	26	27	27	24	17	21	19	21	19
Shoplifting	3,289	3,007	3,118	3,111	3,426	3,237	3,347	3,584	3,221	3,466	3,806	4,244
Theft From Building	1,001	930	970	990	960	905	935	1,012	941	1,072	933	926
Theft From Coin Operated Machine/Device	42	19	18	17	8	12	16	14	21	18	21	7
Theft From Motor Vehicle	1,994	1,645	1,898	2,131	2,133	2,098	2,268	2,306	1,984	2,063	1,623	1,713
Theft of Motor Vehicle Parts/Accessories	1,112	864	926	796	863	802	801	724	559	544	555	537
All Other Larceny	2,783	2,416	2,717	2,779	3,095	3,109	3,194	3,265	2,962	3,107	2,626	2,803
Motor Vehicle Theft	1,155	992	1,137	1,208	1,301	1,370	1,455	1,392	1,293	1,321	1,139	1,096
Stolen Property Offenses	172	155	181	185	199	191	185	178	133	165	158	164
Crimes Against Society												
Drug/Narcotic Violations	2,746	2,575	2,874	2,376	2,700	2,474	2,341	2,689	2,502	2,438	2,168	2,138
Drug Equipment Violations	511	487	503	455	440	436	431	407	401	420	371	390
Betting/Wagering	3				1		2			1		1
Operating/Promoting/Assisting Gambling	4		1	1		1	1		1	2	1	2
Gambling Equipment Violations			1	2		1			2			2
Sports Tampering												
Pornography/Obscene Material	361	264	245	221	306	241	291	235	202	217	210	147
Prostitution	12	22	15	13	16	10	14	7	16	7	11	17
Assisting or Promoting Prostitution	9	11	15	6	10	5	14	6	15	5	10	15
Purchasing Prostitution		5	3		6	17	3	2	6	31	2	7
Weapon Law Violations	1,354	1,289	1,401	1,279	1,329	1,325	1,326	1,251	1,245	1,257	1,182	1,104
Animal Cruelty	111	94	86	85	87	105	126	115	105	97	93	101
TOTAL	34,413	31,346	34,365	34,111	36,510	34,193	35,203	35,542	33,192	34,493	30,910	31,394

Crime Clock

363,437 Incidents Reported- One every 1 Minute and 27 Seconds

Several crimes may have occurred in one incident; therefore the total number of Group A crimes was 423,636



Crimes Against Person

One reported every 4 minutes 33 seconds



115,354 Crimes

Crimes Against Property


One reported every 2 minutes 5 seconds



253,129 Crimes

Crimes Against Society

One reported every 10 minutes 32 seconds



55,153 Crimes

Crime counts are number of victims for offenses against a person, number of vehicles stolen for motor vehicle theft and number of offenses for all other offenses. The crime rate is based on the crime count.

CRIMES AGAINST PERSONS

Murder and Non-Negligent Manslaughter

The willful killing of one human being by another

Aggravated Assault

An unlawful attack by one person upon another wherein the offender uses a weapon or displays it in a threatening manner, or the victim suffers obvious severe or aggravated bodily injury involving apparent broken bones, loss of teeth, possible internal injury, severe laceration, or loss of consciousness

Forcible Sex Offenses

(Rape, Sodomy, Sexual Assault with Object, Fondling)

Any sexual act directed against another person, without the consent of the victim, including instances where the victim is incapable of giving consent

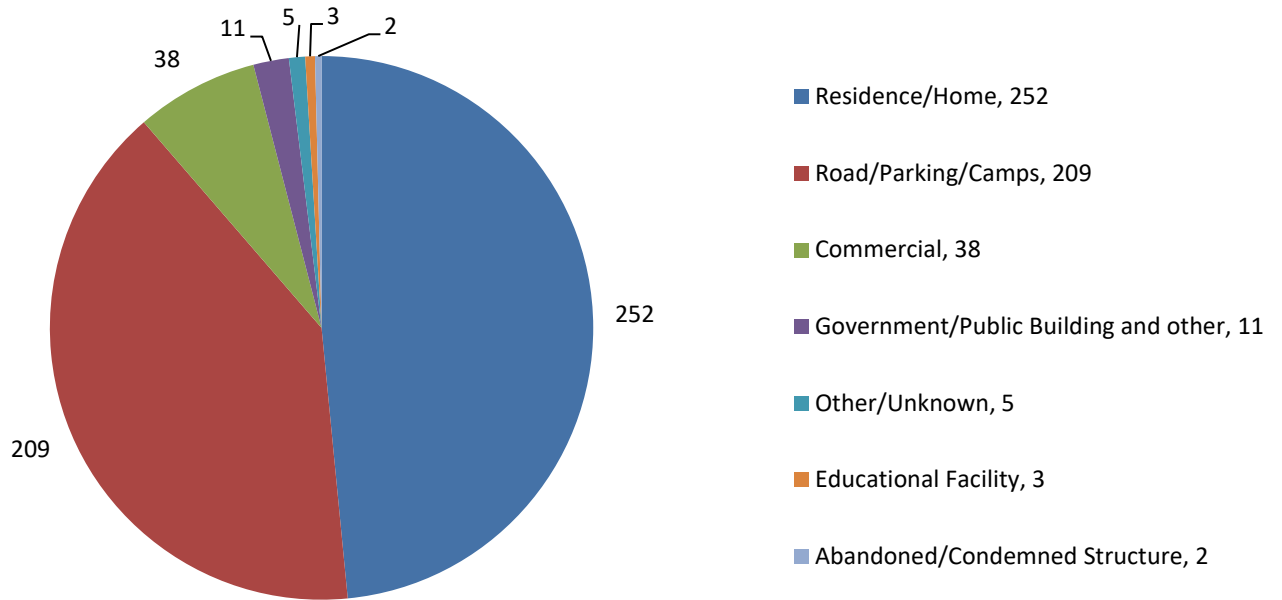
Kidnapping/Abduction

The unlawful seizure, transportation, and/or detention of a person against his/her will or of a minor without the consent of his/her custodial parent(s) or legal guardian

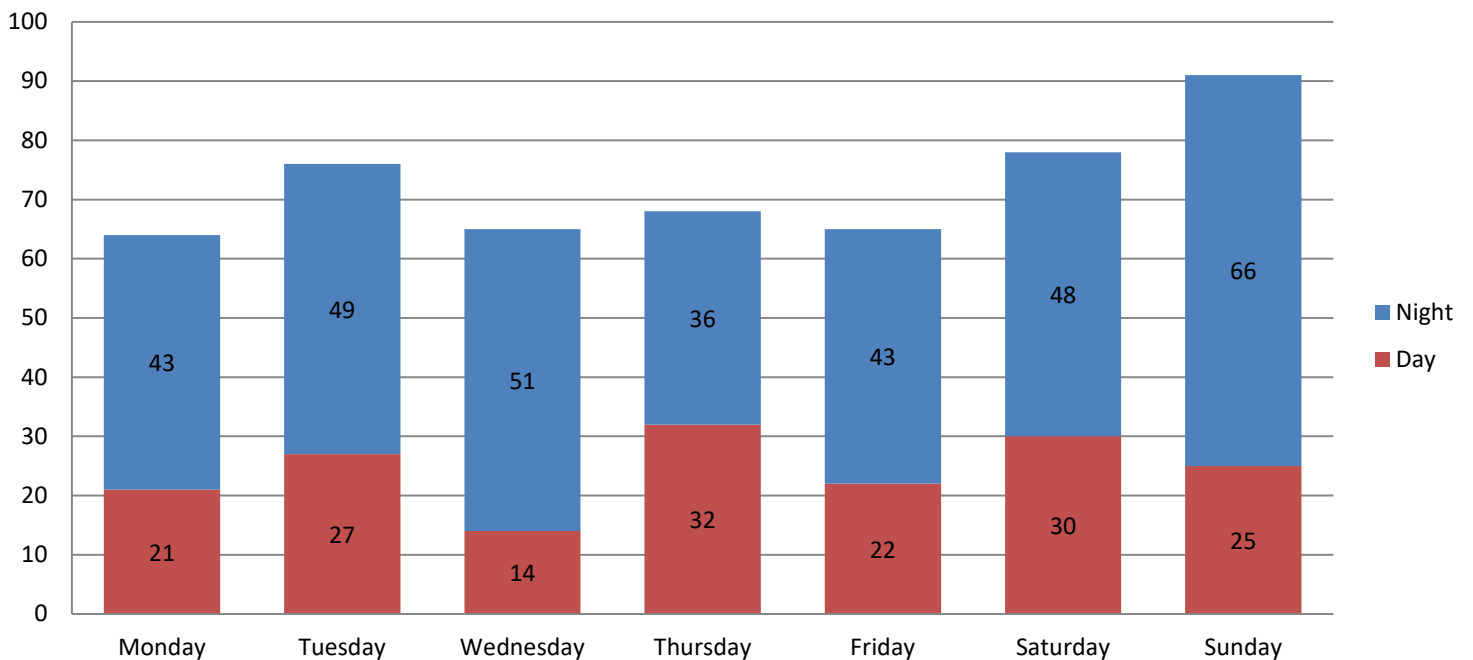
Murder and Non-Negligent Manslaughter

In 2023, the contributing agencies reported 489 offenses resulting in 520 actual deaths.

Location Type



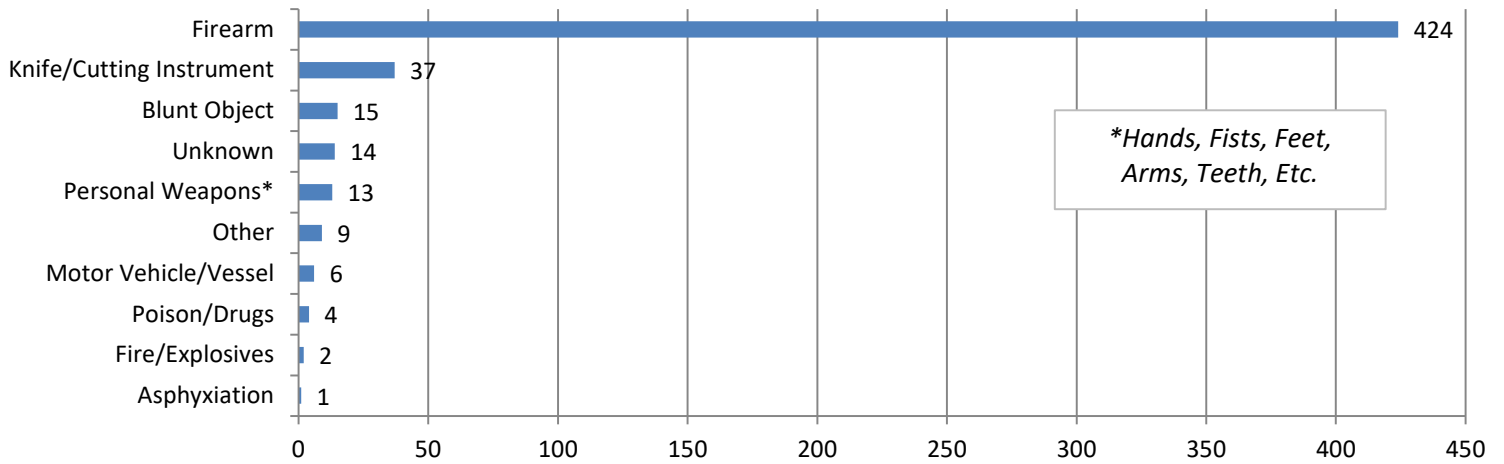
Known Day of Week and Time



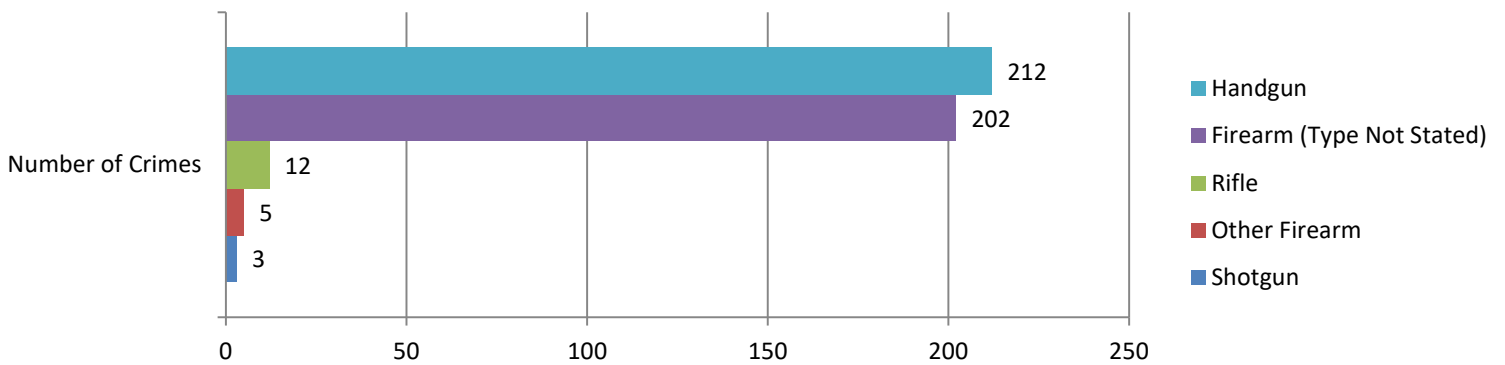
Murder and Non-Negligent Manslaughter

Type of Weapon or Force Involved

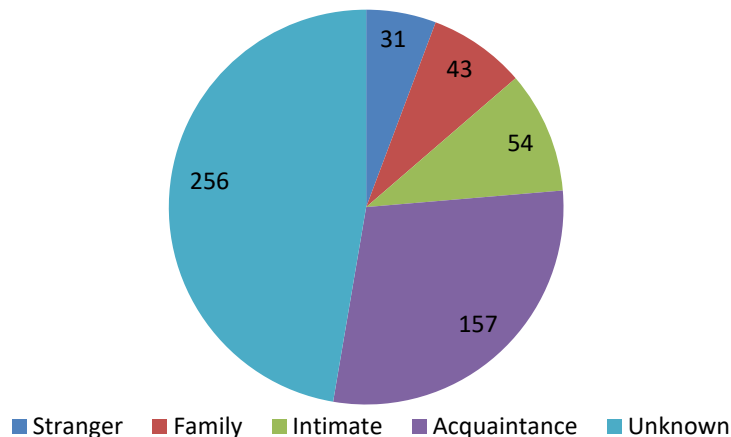
Up to 3 may be reported per offense



Firearm Breakdown



Victim to Offender Relationship



Murder and Non-Negligent Manslaughter Victims & Offenders

Victims	Age	White	Black or African American	American Indian or Alaska Native	Asian	Native Hawaiian or Other Pacific Islander	Unknown
Female	Under 10	1	7				
	11 - 17	1	2				
	18 - 24	1	10				2
	25 - 34	4	13				1
	35 - 44	12	10				
	45 - 54	7	6				
	55 - 64	7	5				
	65 and over	9			1		
	Unknown						
	TOTAL		42	53	0	1	0
Male	Under 10	4	3				
	11 - 17	3	25				
	18 - 24	14	84				2
	25 - 34	23	87		1		
	35 - 44	12	59		1		1
	45 - 54	16	26				1
	55 - 64	6	24				
	65 and over	15	13		1		
	Unknown						
	TOTAL		93	321	0	3	0

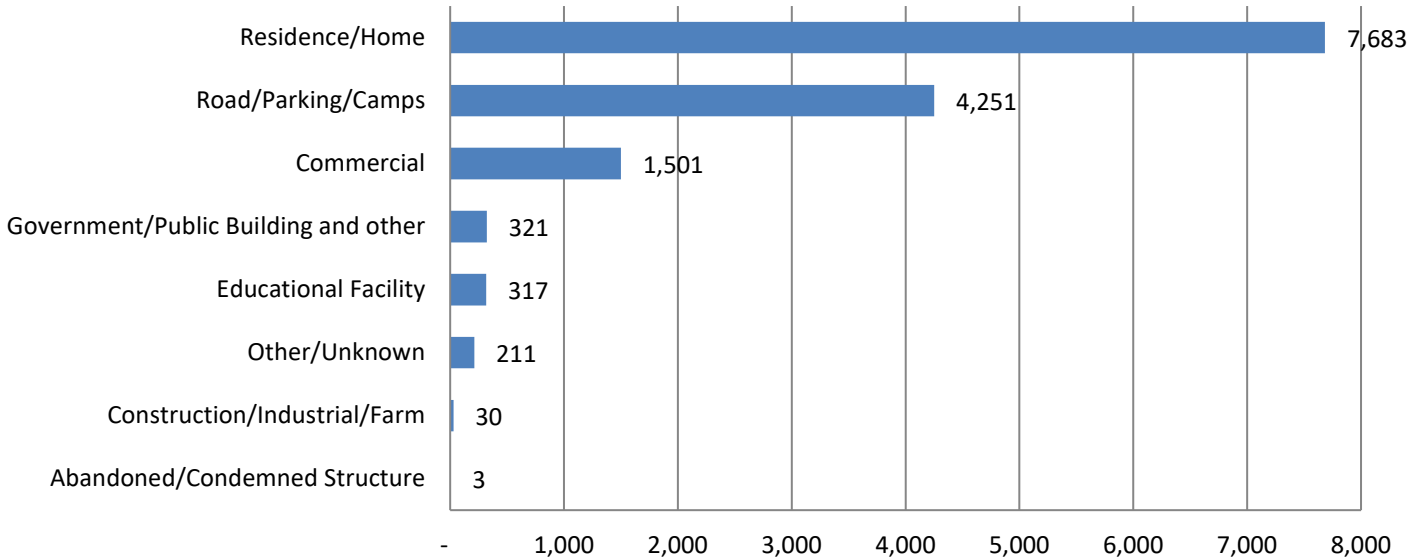
Offenders	Age	White	Black or African American	American Indian or Alaska Native	Asian	Native Hawaiian or Other Pacific Islander	Unknown
Female	Under 10						
	11 - 17	1	1				
	18 - 24	7	22				1
	25 - 34	11	16		1		
	35 - 44	11	12				
	45 - 54	2	4				
	55 - 64	5	1				1
	65 and over						
	Unknown	1					
	TOTAL		38	56	0	1	0
Male	Under 10						
	11 - 17	8	43		1		
	18 - 24	36	131				2
	25 - 34	27	90				1
	35 - 44	28	54		1		1
	45 - 54	11	18				
	55 - 64	14	7				
	65 and over	10	1				
	Unknown	2	2				3
	TOTAL		136	346	0	2	0
Unknown	Under 10						
	11 - 17						
	18 - 24						
	25 - 34						3
	35 - 44						
	45 - 54						
	55 - 64						
	65 and over						
	Unknown						8
	TOTAL		0	0	0	0	0

Aggravated Assault

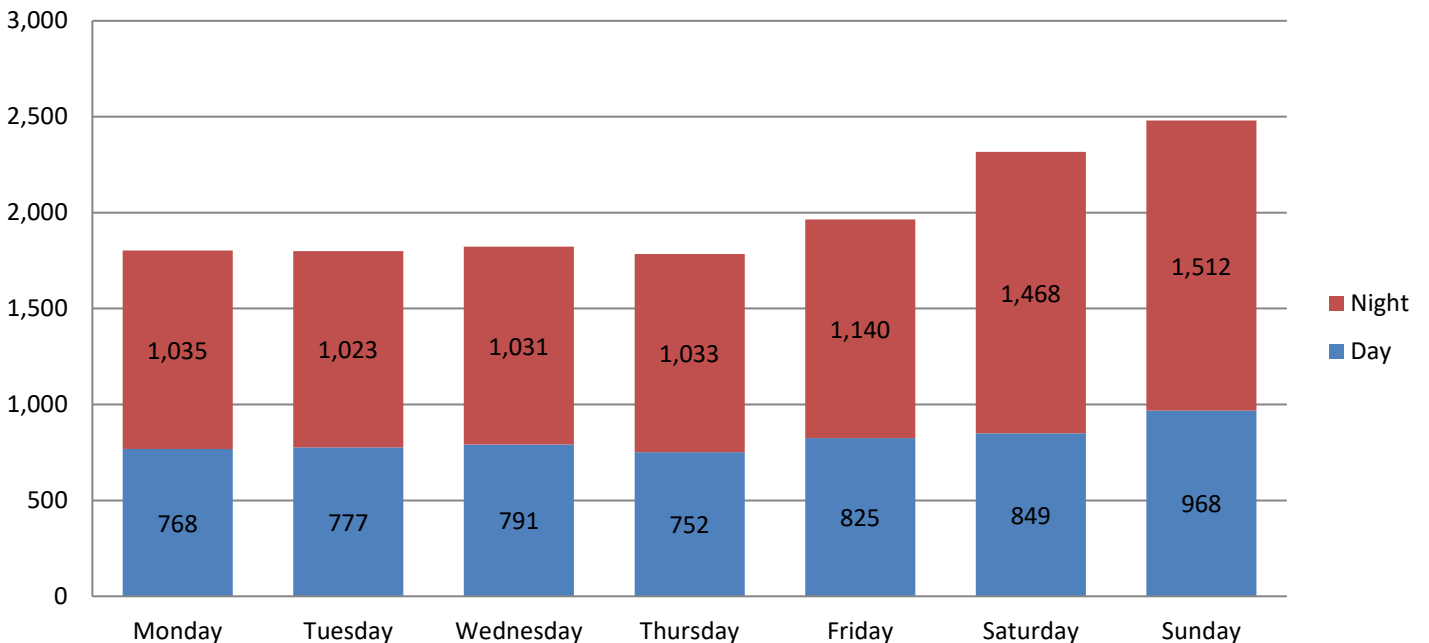
In 2023, contributing agencies reported 11,702 offenses resulting in 14,317 persons assaulted.

Per FBI UCR Program definition, Aggravated Assault is an "unlawful attack by one person upon another wherein the offender uses a weapon or displays it in a threatening manner or the victim suffers obvious severe or aggravated bodily injury." Aggravated Assault does not necessarily indicate that a person was injured. To view victims who incurred injury, please see the next page.

Location Type



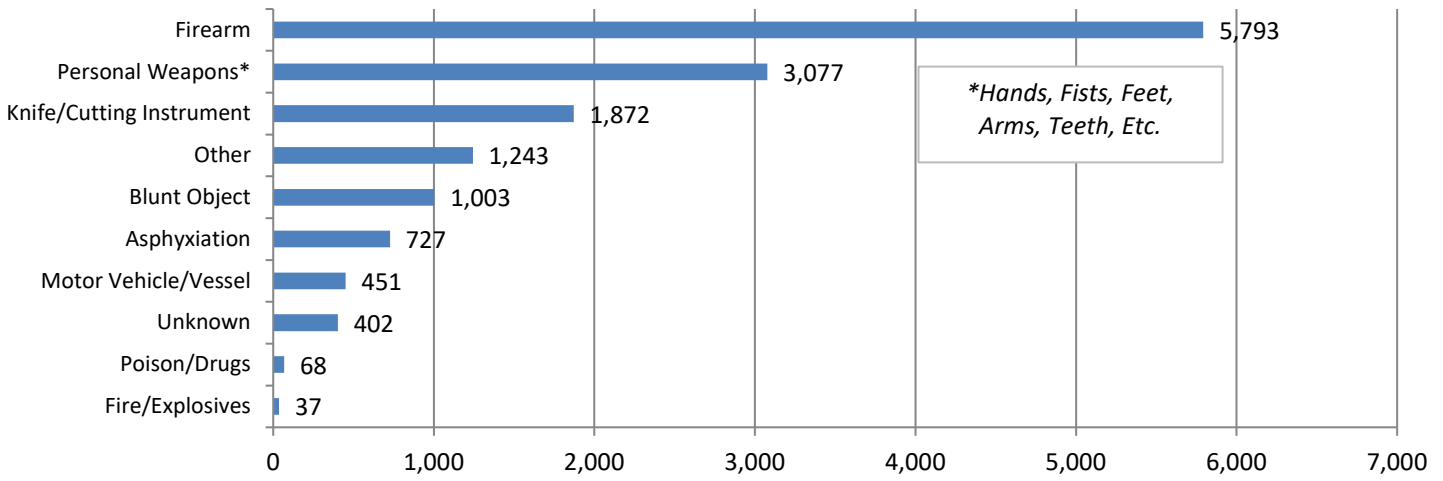
Crimes by Known Day of Week and Time



Aggravated Assault

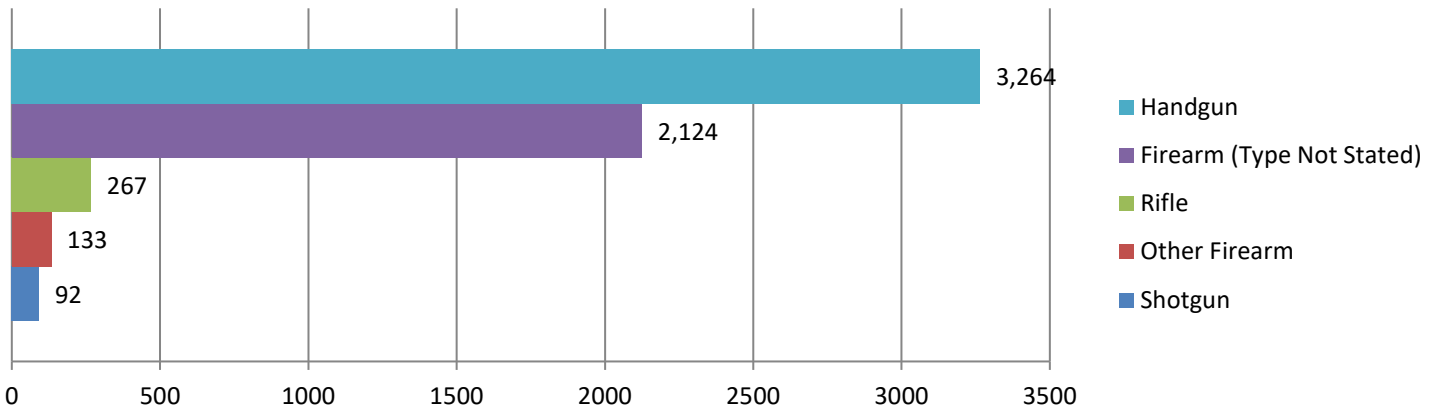
Type of Weapon or Force Involved

Up to 3 types may be listed per offense



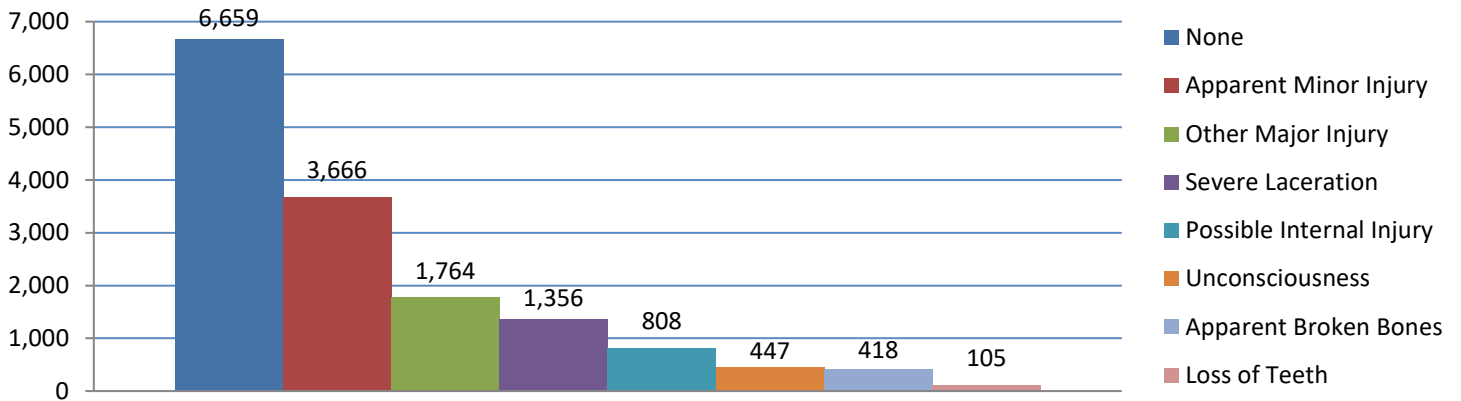
Firearm Breakdown

Sum of firearms may not match above chart due to multiple firearms used for a crime



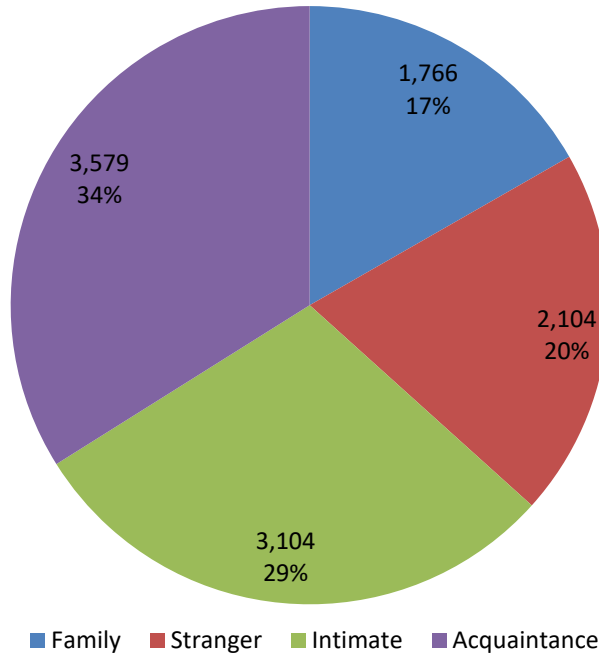
Type of Injury

Up to 5 injuries may be listed per person



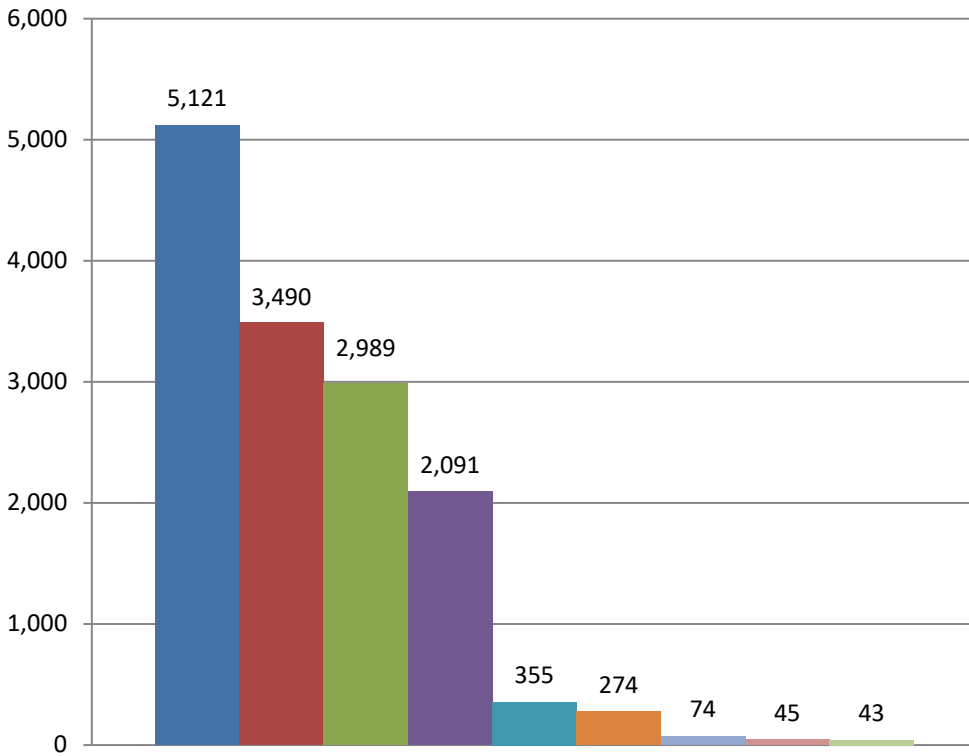
Aggravated Assault

Known Victim to Offender Relationship



Unknown relationships are not included in this chart.

Circumstances



- Argument
- Unknown Circumstances
- Other Circumstances
- Domestic Violence
- Assault on Law Enforcement Officer(s)
- Other Felony Involved
- Drug Dealing
- Gangland
- Juvenile Gang

Aggravated Assault Victims & Offenders

Victims	Age	White	Black or African American	American Indian or Alaska Native	Asian	Native Hawaiian or Other Pacific Islander	Unknown
Female	Under 10	142	150	1	3		18
	11 - 17	267	325		7	2	14
	18 - 24	495	710	2	7	1	19
	25 - 34	828	905		16	2	19
	35 - 44	663	602	1	11	3	15
	45 - 54	362	290	2	12	1	4
	55 - 64	153	176		3		1
	65 and over	121	91		5		5
	Unknown	24	13			1	10
	TOTAL		3,055	3,262	6	64	10
Male	Under 10	191	177		1		19
	11 - 17	360	443	3	7	1	25
	18 - 24	580	694	1	5	2	26
	25 - 34	875	902	2	21	1	25
	35 - 44	769	629	1	19	1	18
	45 - 54	483	370	1	17		11
	55 - 64	322	321		7		3
	65 and over	163	128		3		1
	Unknown	56	29		1		18
	TOTAL		3,799	3,693	8	81	5

Victims with all unknown demographic information are not included in this table.

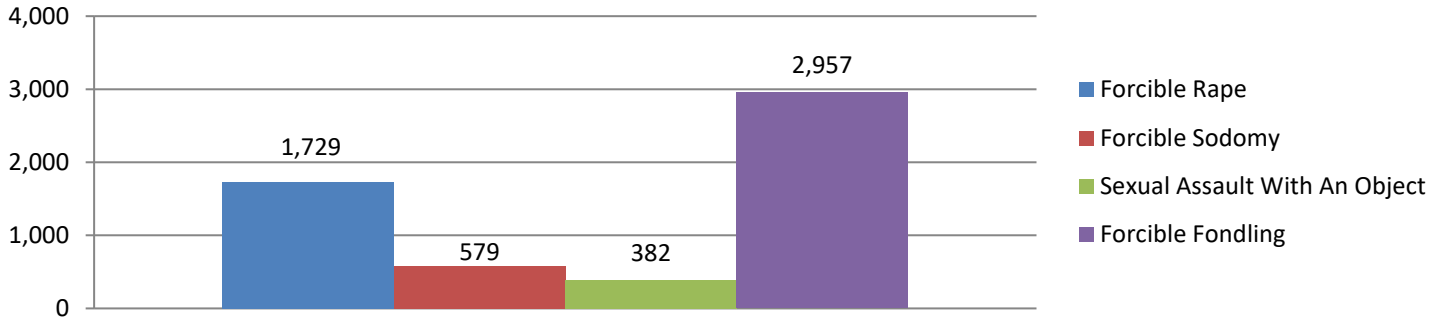
Offenders	Age	White	Black or African American	American Indian or Alaska Native	Asian	Native Hawaiian or Other Pacific Islander	Unknown
Female	Under 10	4					
	11 -17	111	187	1	2		7
	18 - 24	173	306	1			7
	25 - 34	311	486	1	3	1	16
	35 - 44	243	315		2		8
	45 - 54	129	130	1	4		5
	55 - 64	75	61		3		1
	65 and over	33	17		1		1
	Unknown	23	67				21
	TOTAL		1,102	1,569	4	15	1
Male	Under 10	17	11				3
	11 -17	385	435		7		39
	18 - 24	709	949	2	12	1	26
	25 - 34	1,002	1,407	8	24		46
	35 - 44	924	873	1	11	1	32
	45 - 54	450	369	2	13		10
	55 - 64	252	257		5		6
	65 and over	102	76		4		2
	Unknown	102	282	2	1		83
	TOTAL		3,943	4,659	15	77	2
Unknown	Under 10						
	11 -17	1					2
	18 - 24		2				7
	25 - 34		1				7
	35 - 44						3
	45 - 54		1				2
	55 - 64						
	65 and over						1
	Unknown	2	5				158
	TOTAL	3	9				180

Forcible Sex Offenses

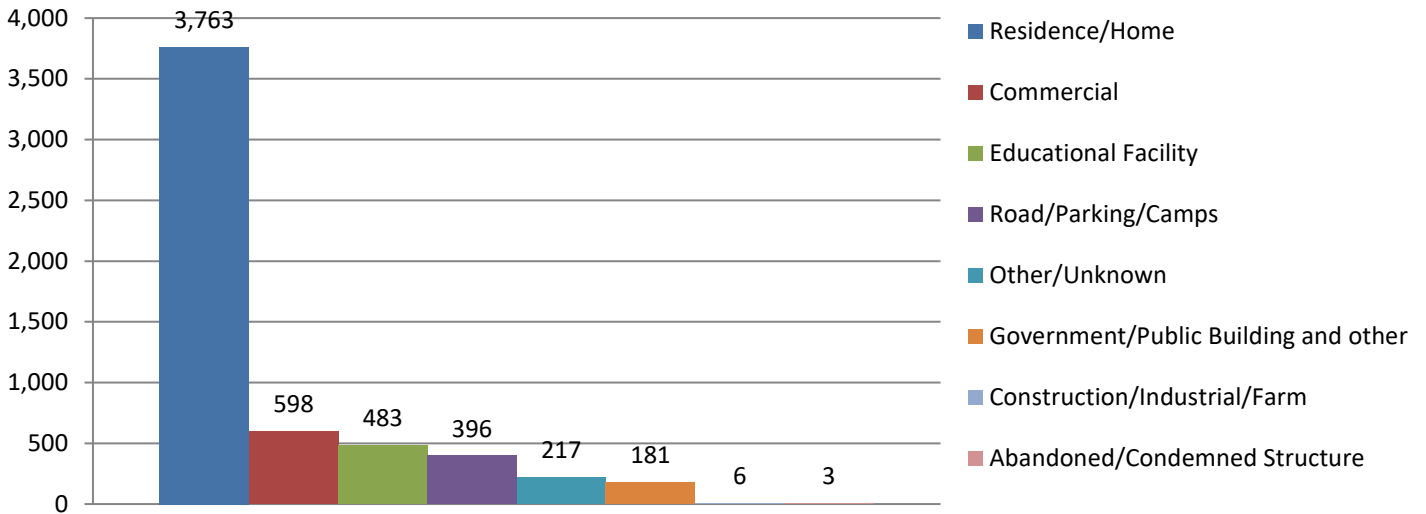
Forcible Sex Offenses include Rape, Sodomy, Sexual Assault with an Object and Forcible Fondling. In 2023, contributing agencies reported 5,349 offenses resulting in 5,647 persons assaulted.

Incidents may have occurred or been reported to law enforcement during the year.

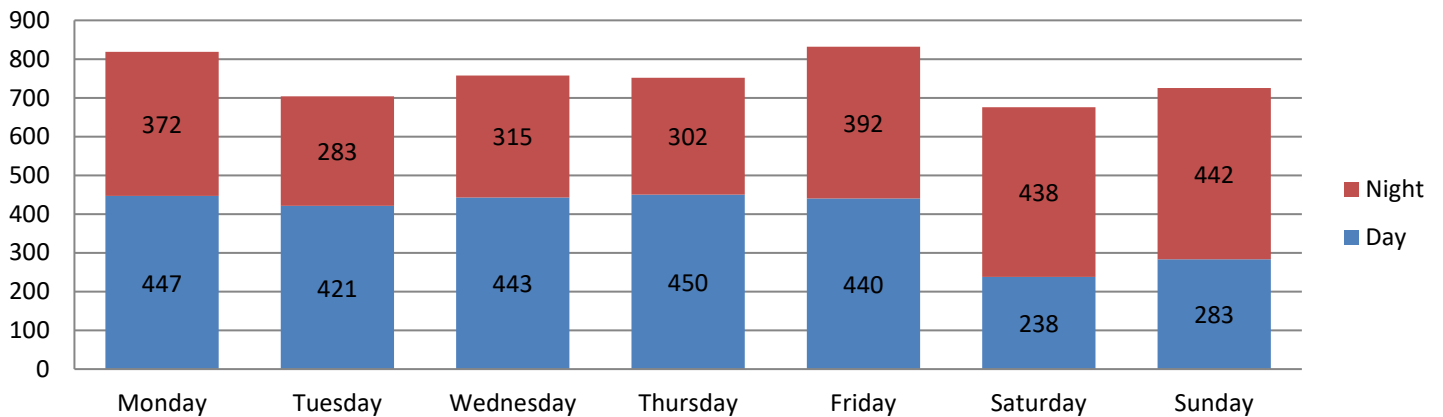
Crimes by Offense Type



Location Type



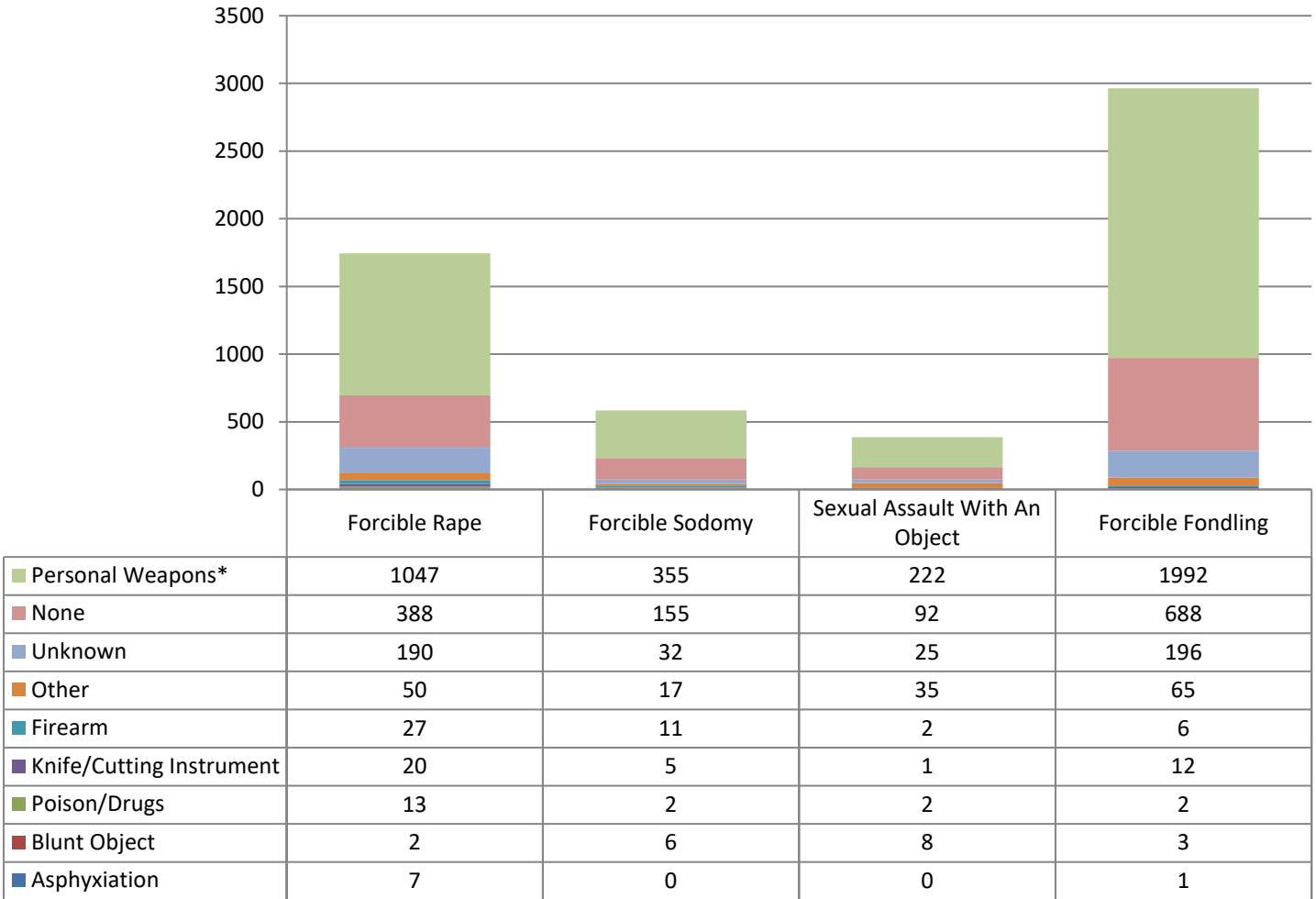
Crimes by Known Day of Week and Time



Forcible Sex Offenses

Type of Weapon and/or Force Applied

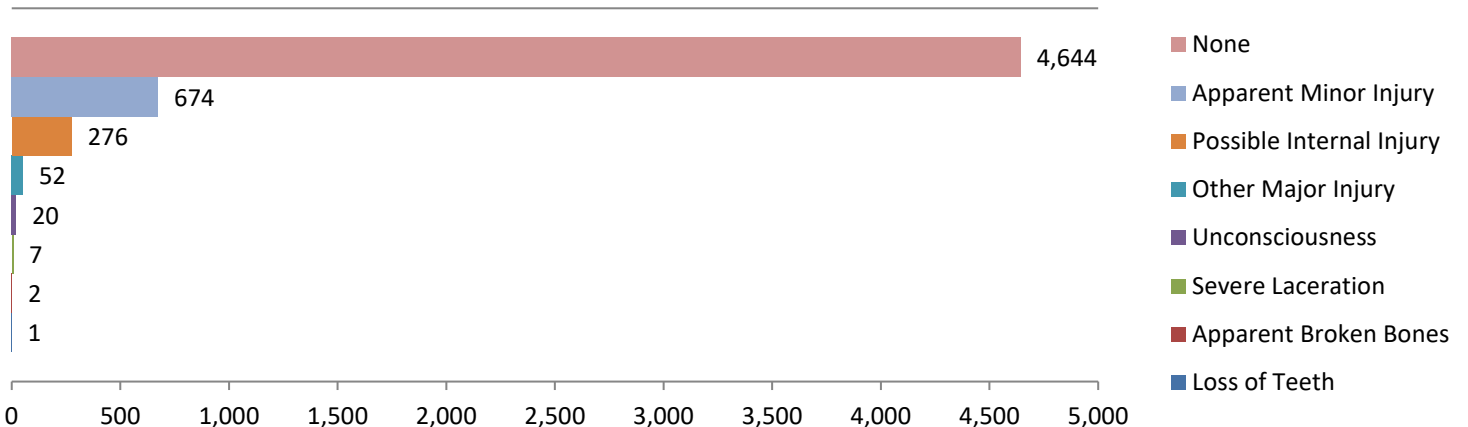
Up to 3 types may be listed per offense



*Hands, Fists, Feet, Arms, Teeth, Etc.

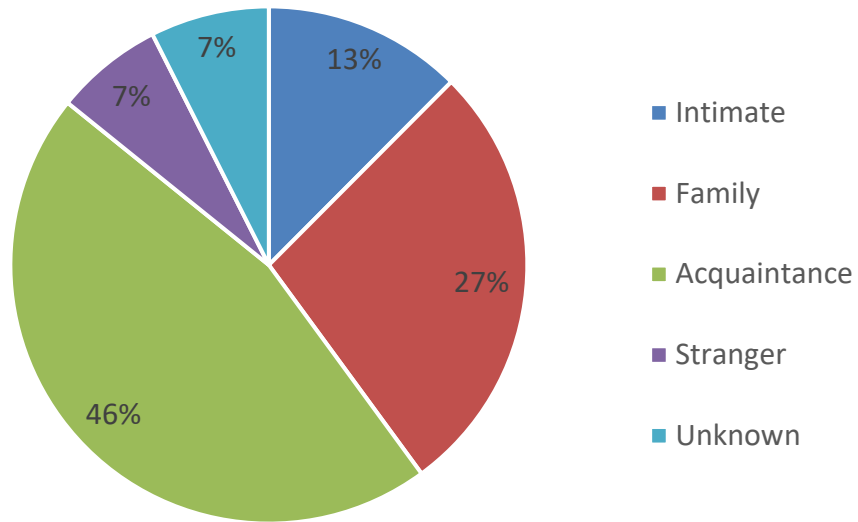
Type of Injury

Up to 5 injuries may be listed per person



Forcible Sex Offenses

Victim to Offender Relationship



	Number of Victims
Intimate	
Boyfriend/Girlfriend	279
Ex-Relationship (Ex-boyfriend/girlfriend)	192
Spouse	106
Ex-Spouse	30
Common-Law Spouse	1
Family	
Child	428
Other Family Member	358
Sibling (Brother or Sister)	236
Stepchild	158
Grandchild	100
Stepsibling	48
Stepparent	27
In-Law	13
Parent	6
Grandparent	3
Acquaintance	
Acquaintance	1,194
Otherwise Known	513
Friend	342
Child of Boyfriend/Girlfriend	70
Neighbor	45
Employee	37
Babysittee (the Baby)	31
Employer	8
Stranger	
	329
Unknown	
	362

Forcible Sex Offenses Victims & Offenders

Victims	Age	White	Black or African American	American Indian or Alaska Native	Asian	Native Hawaiian or Other Pacific Islander	Unknown
Female	Under 10	461	200	1	3	1	59
	11 - 17	1,259	404	3	32	2	79
	18 - 24	488	223	1	16		28
	25 - 34	404	147	1	9		13
	35 - 44	283	98		8	1	7
	45 - 54	160	49	1	6		2
	55 - 64	64	27				1
	65 and over	60	18				1
	Unknown	13	2				8
	TOTAL		3,192	1,168	7	74	4
Male	Under 10	259	84		3	1	27
	11 - 17	203	58		4		15
	18 - 24	33	30		1		2
	25 - 34	30	30				
	35 - 44	41	15				
	45 - 54	10	5				
	55 - 64	15	8				
	65 and over	12	1				1
	Unknown	4	1				4
	TOTAL		607	232	0	8	1

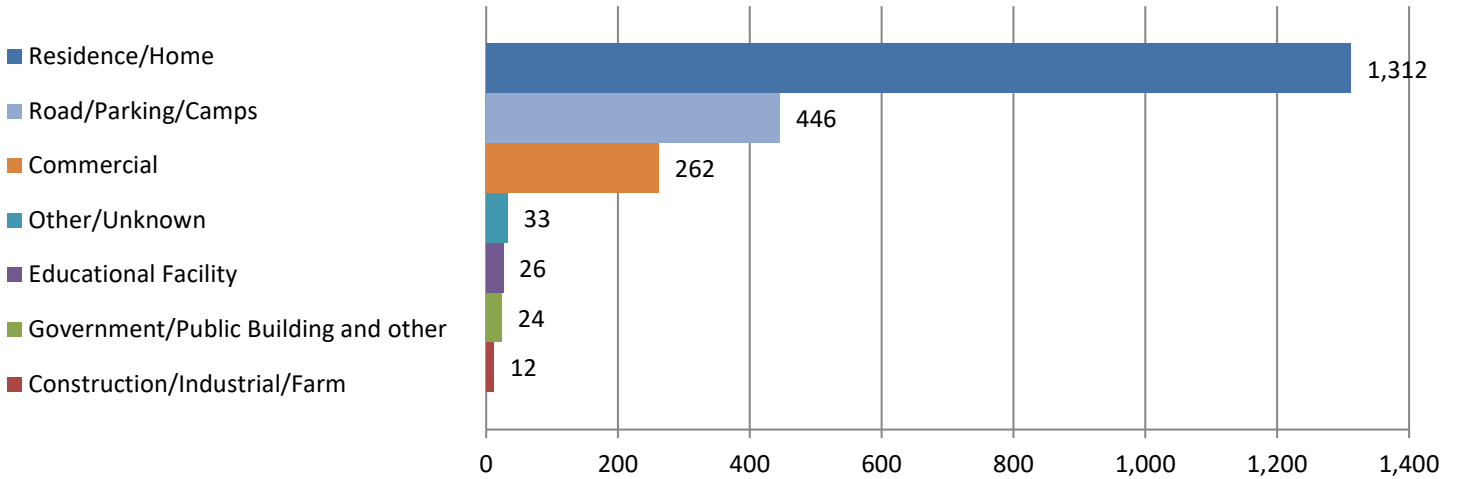
Victims with all unknown demographic information are not included in this table.

Offenders	Age	White	Black or African American	American Indian or Alaska Native	Asian	Native Hawaiian or Other Pacific Islander	Unknown
Female	Under 10	15	7				2
	11 - 17	40	31		1		6
	18 - 24	25	11		1		
	25 - 34	37	20				2
	35 - 44	34	18		3		
	45 - 54	23	7		1		1
	55 - 64	10	3		2		2
	65 and over	8					
	Unknown	7	2				9
	TOTAL		199	99	0	8	0
Male	Under 10	107	44		1		7
	11 - 17	497	238	1	12		44
	18 - 24	372	225		13	1	26
	25 - 34	473	305	1	20	2	34
	35 - 44	475	249	2	14		20
	45 - 54	283	157	1	13	2	13
	55 - 64	195	108	1	6		10
	65 and over	123	45	1	1		5
	Unknown	89	80		1		93
	TOTAL		2,614	1,451	7	81	5
Unknown	Under 10						3
	11 - 17	1					4
	18 - 24		1				5
	25 - 34	1					
	35 - 44						1
	45 - 54	1					2
	55 - 64						
	65 and over	1					1
	Unknown						35
	TOTAL		4	1	0	0	0

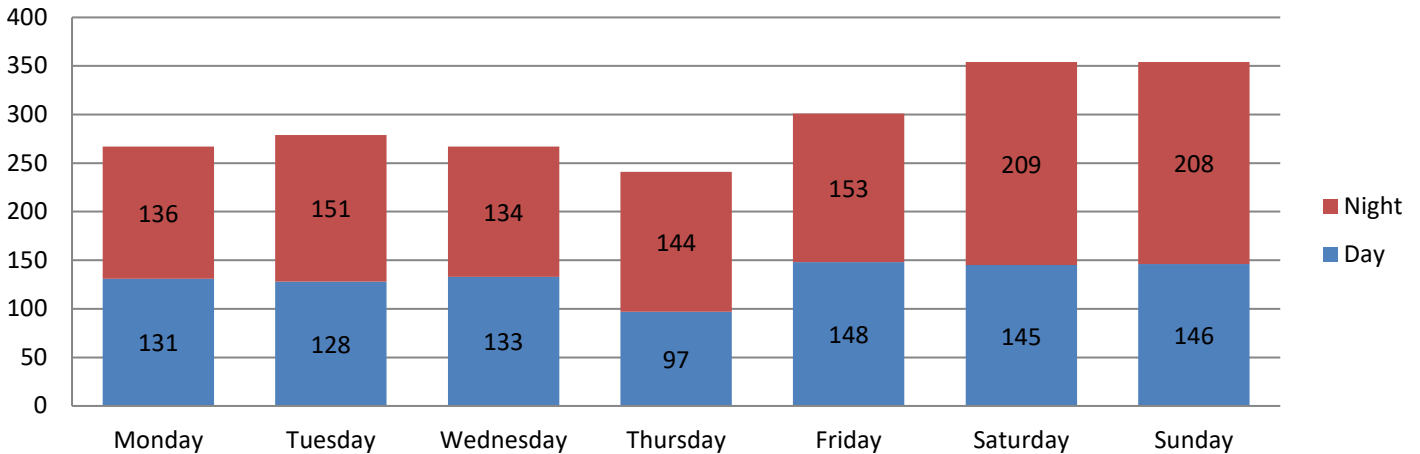
Kidnapping/Abduction

In 2023, the contributing agencies reported 1,942 offenses resulting in 2,115 persons being unlawfully seized, transported, and/or detained against his/her will (including minors without the consent of a custodial parent(s) or legal guardian).

Location Type

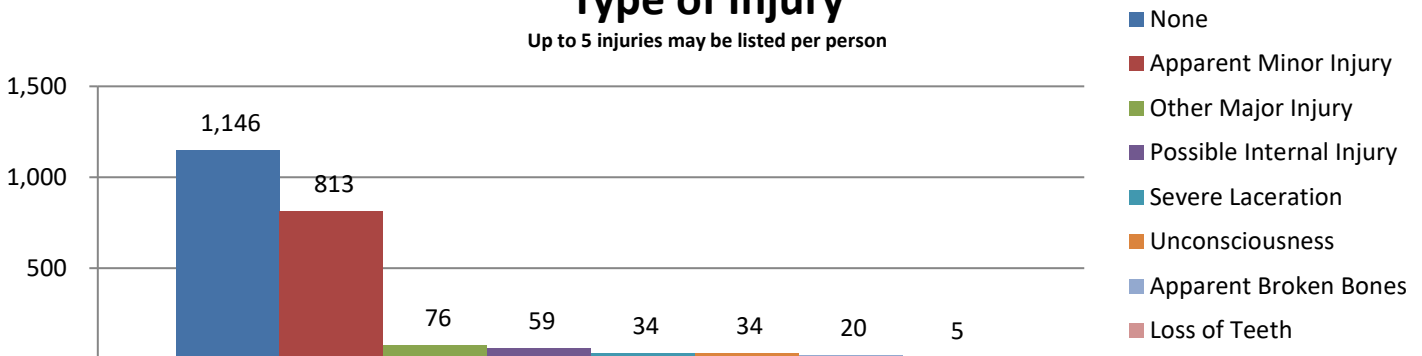


Crimes by Known Day of Week and Time



Type of Injury

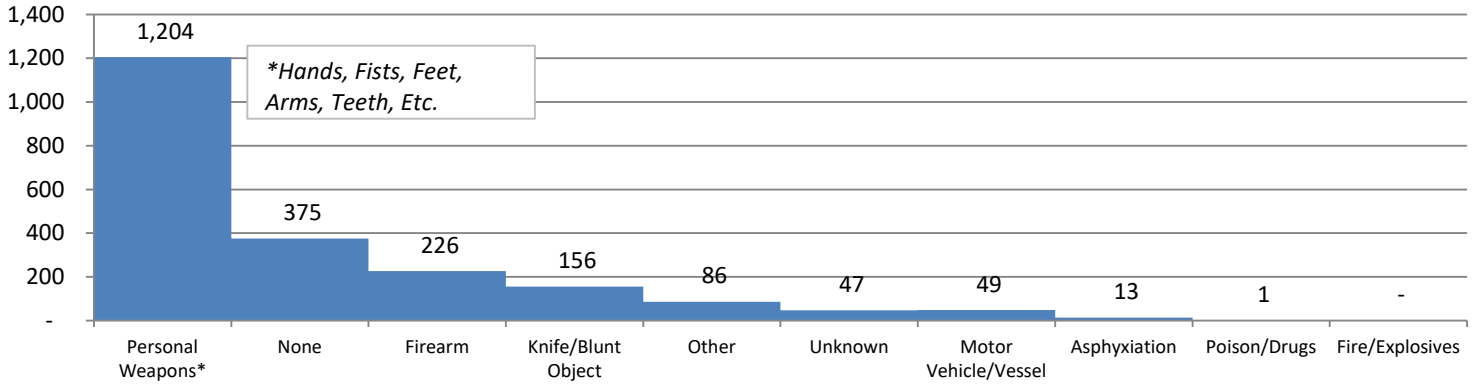
Up to 5 injuries may be listed per person



Kidnapping/Abduction

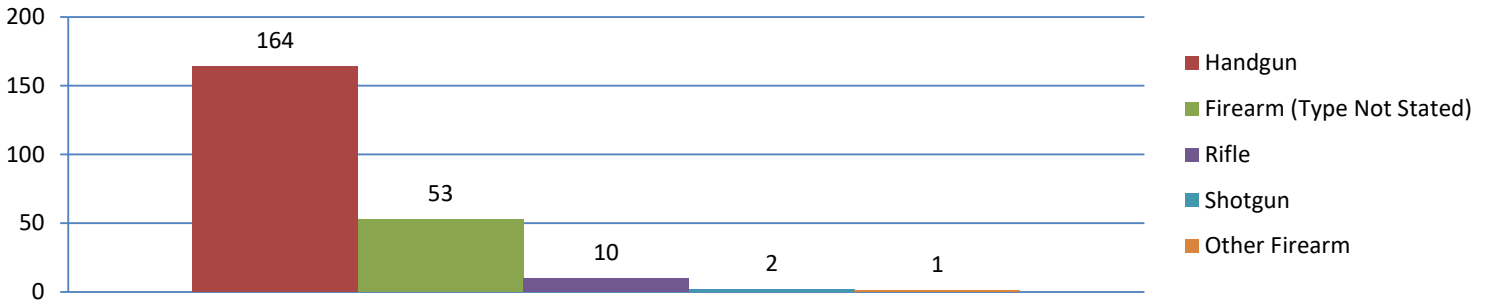
Type of Weapon or Force Used

Up to 3 types may be listed per offense

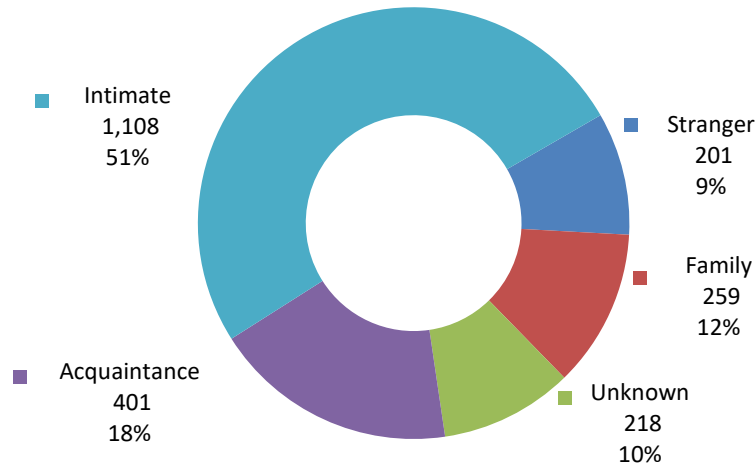


Firearms by Type

Up to 3 types may be listed per offense



Victim to Offender Relationship



Kidnapping/Abduction

Victims	Age	White	Black or African American	American Indian or Alaska Native	Asian	Native Hawaiian or Other Pacific Islander	Unknown
Female	Under 10	52	35				2
	11 - 17	65	45		3		4
	18 - 24	228	155	2	6		5
	25 - 34	281	197		6	1	5
	35 - 44	209	106		2	1	4
	45 - 54	94	44		5		1
	55 - 64	41	20		5		
	65 and over	23	3		3		
	Unknown	1	2				2
	TOTAL		994	607	2	30	2
Male	Under 10	33	40	1	1		2
	11 - 17	41	16	1			2
	18 - 24	48	24		2		1
	25 - 34	48	38		1		1
	35 - 44	43	21		1		2
	45 - 54	16	11				
	55 - 64	13	7				
	65 and over	17	9				2
	Unknown		2				1
	TOTAL		259	168	2	5	0

Victims with all unknown demographic information are not included in this table.

Offenders	Age	White	Black or African American	American Indian or Alaska Native	Asian	Native Hawaiian or Other Pacific Islander	Unknown
Female	Under 10						
	11 - 17	12	11				
	18 - 24	24	28		3		
	25 - 34	53	58		1		2
	35 - 44	48	35		2		
	45 - 54	17	9		1		
	55 - 64	7	7		3		
	65 and over	3	1		1		
	Unknown	6	4				
	TOTAL		170	153	0	11	0
Male	Under 10	1					
	11 - 17	33	39		2		1
	18 - 24	156	189	1	10		3
	25 - 34	261	320	2	5	1	3
	35 - 44	235	182		2	1	11
	45 - 54	102	59		4		5
	55 - 64	47	30		1		
	65 and over	16	9				
	Unknown	20	25				3
	TOTAL		871	853	3	24	2
Unknown	Under 10						
	11 - 17						
	18 - 24						
	25 - 34						
	35 - 44						
	45 - 54						1
	55 - 64						
	65 and over						
	Unknown						3
	TOTAL		0	0	0	0	0

CRIMES AGAINST PROPERTY

Robbery

The taking or attempting to take anything of value under confrontational circumstances from the control, custody, or care of another person by force or threat of force or violence and/or by putting the victim in fear of immediate harm

Burglary/Breaking and Entering

The unlawful entry into a building or other structure with the intent to commit a felony or a theft

Motor Vehicle Theft

The theft of a motor vehicle

Larceny

The unlawful taking, carrying, leading, or riding away of property from the possession or constructive possession of another person

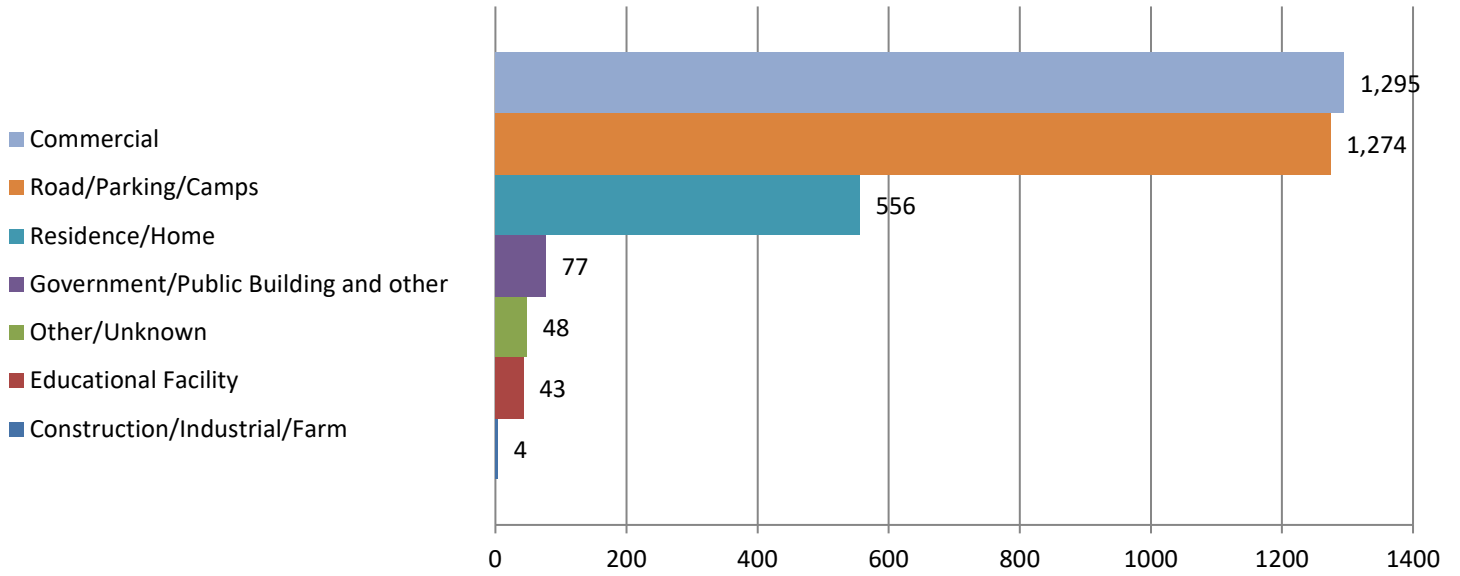
Fraud

The intentional perversion of the truth for the purpose of inducing another person or other entity in reliance upon it to part with something of value or to surrender a legal right

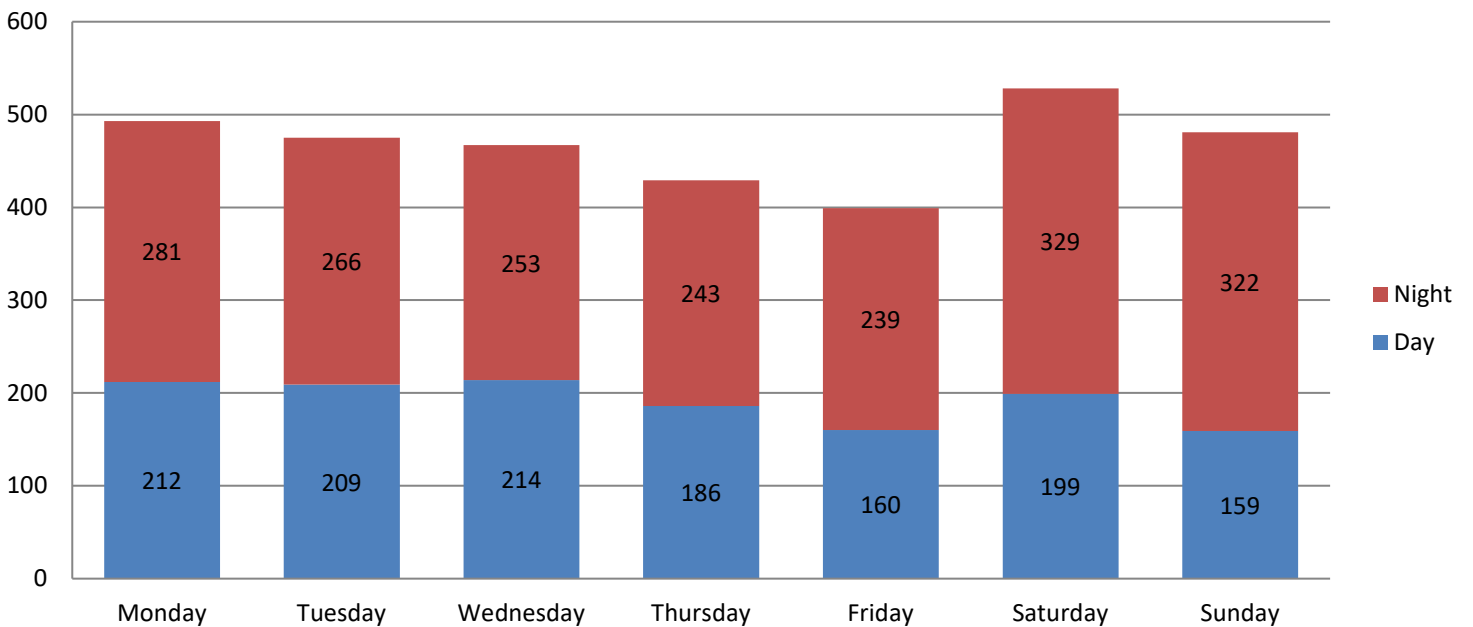
Robbery

There were 3,297 robberies/attempted robberies reported in 2023.

Location



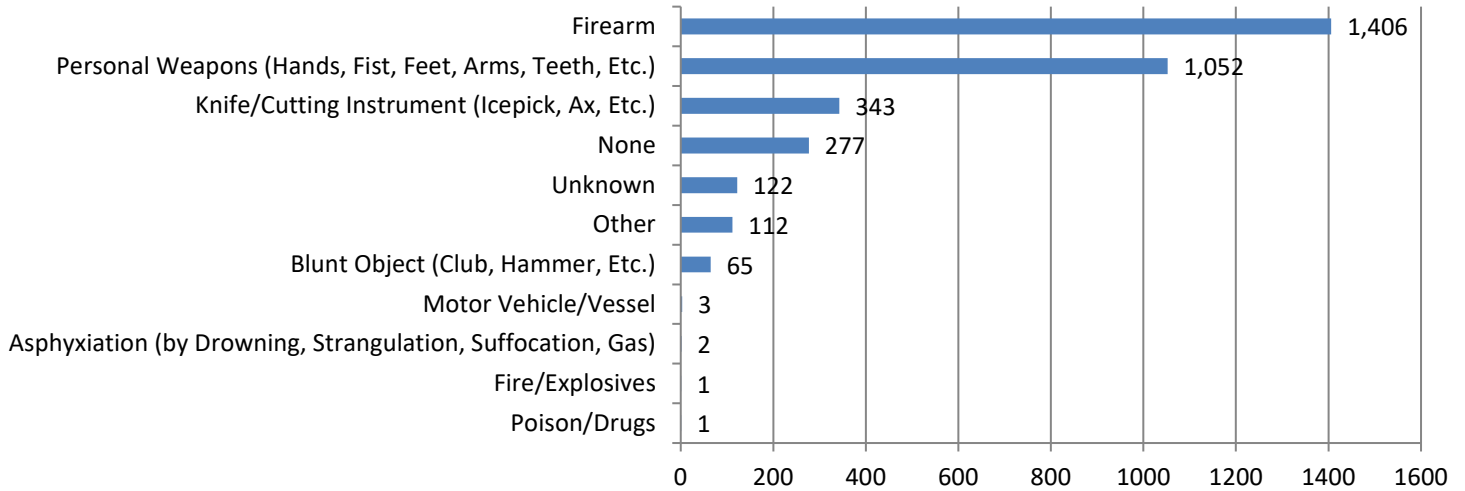
Crimes by Known Day of Week and Time



Robbery

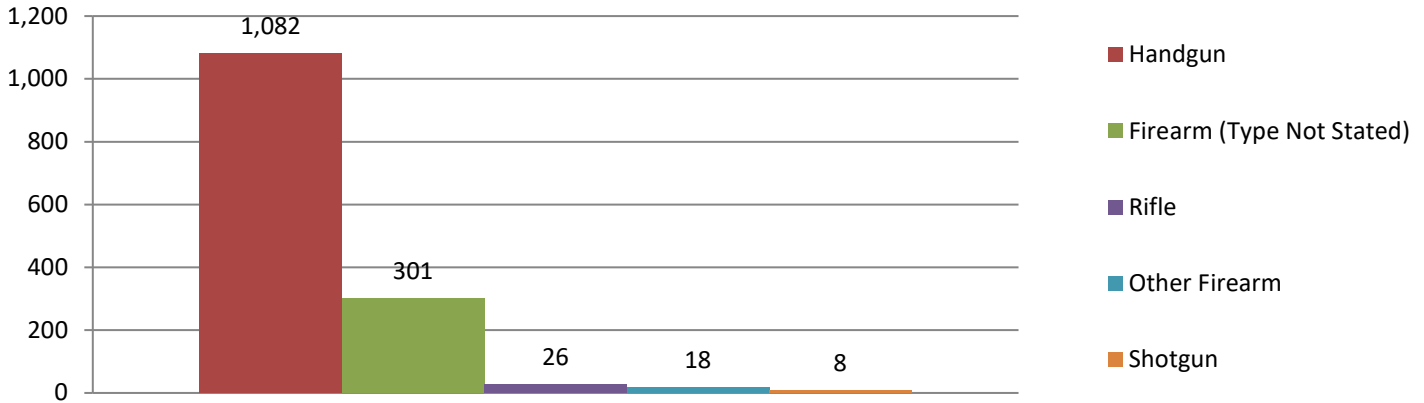
Type of Weapon or Force Used

Up to 3 types may be listed per offense



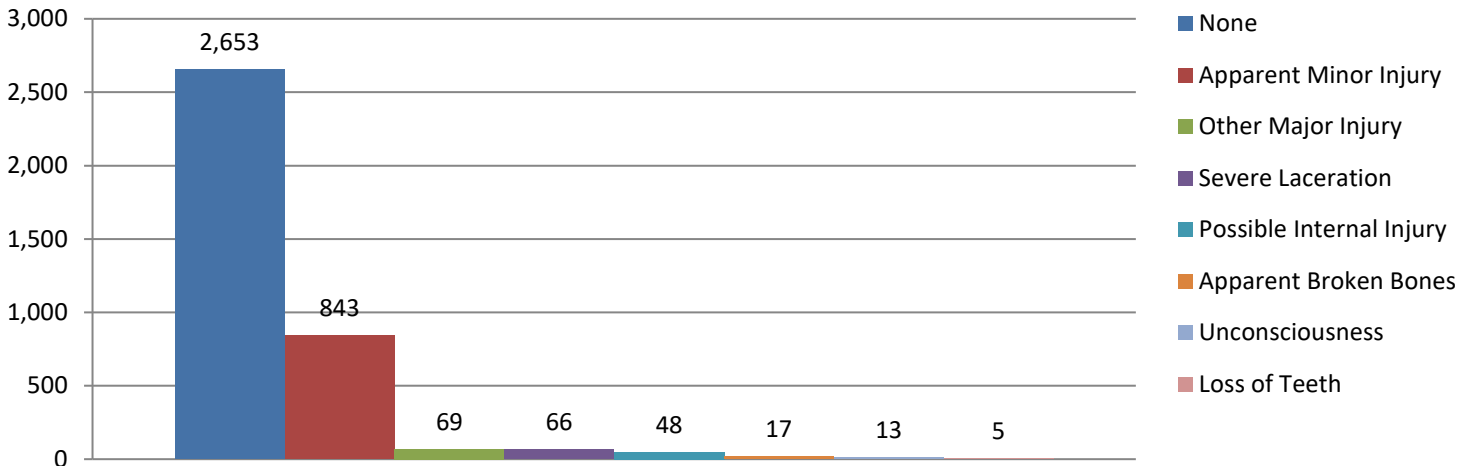
Firearms by Type

Up to 3 types may be listed per offense



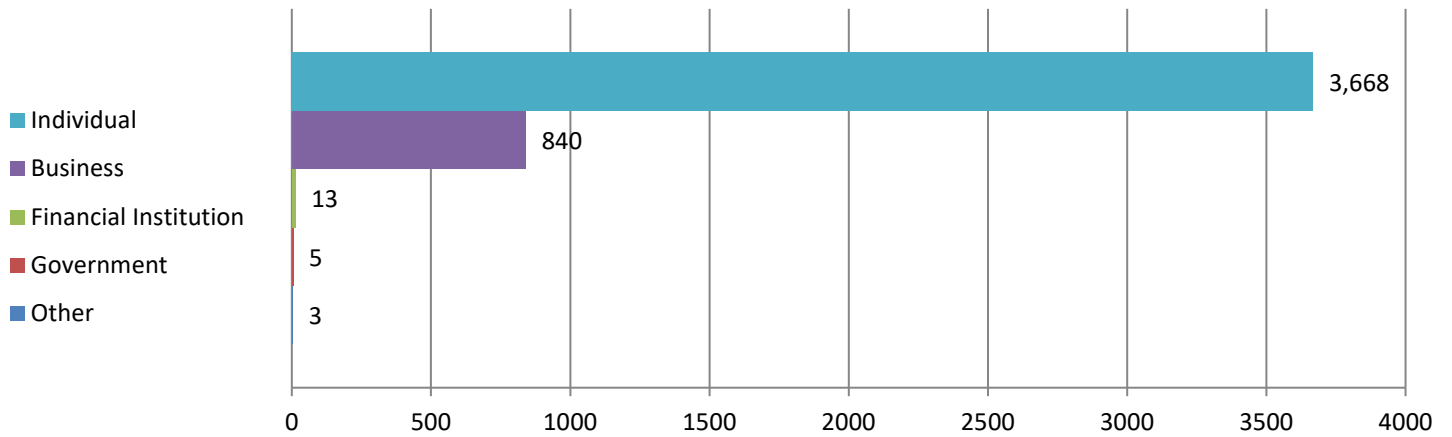
Type of Injury

Up to 5 injuries may be listed per person

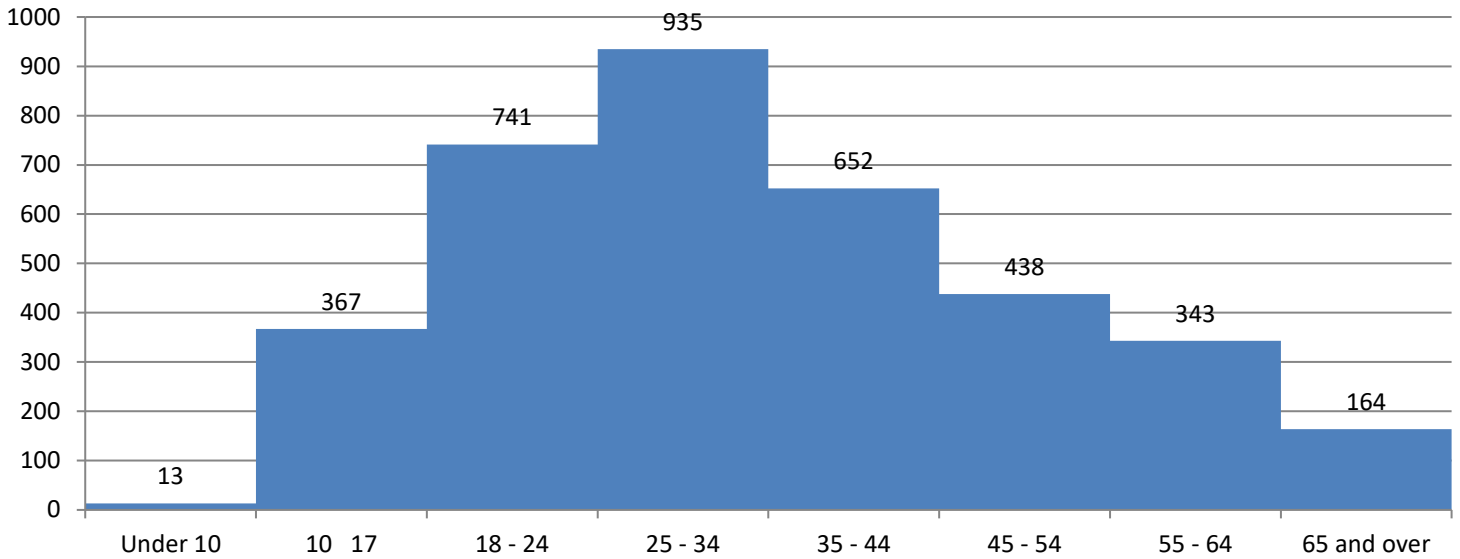


Robbery

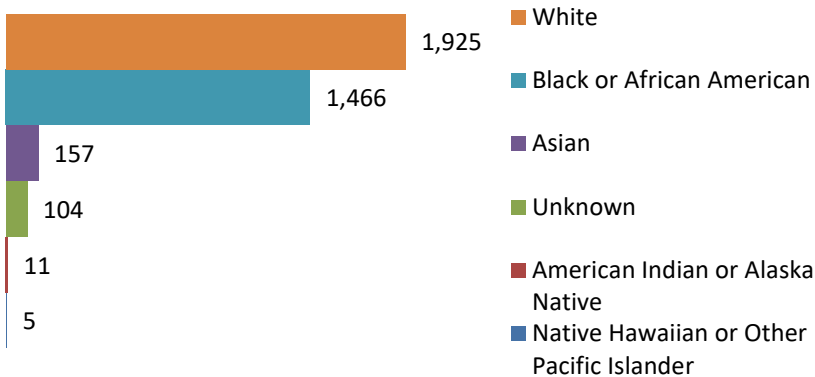
Type of Victim



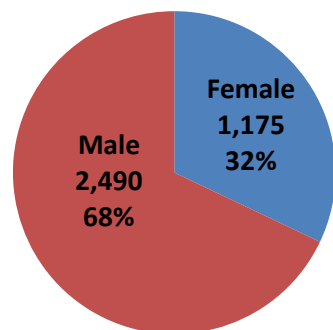
Known Age of Individual Victims



Number of Victims by Known Race

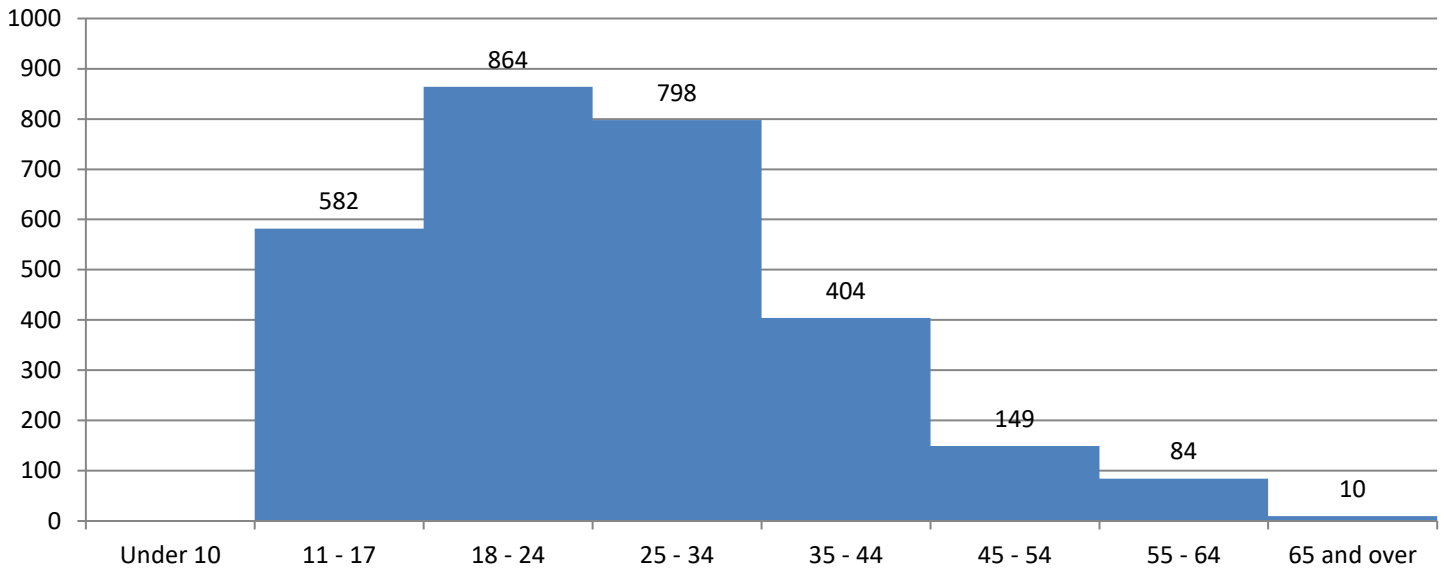


Number of Victims by Known Sex

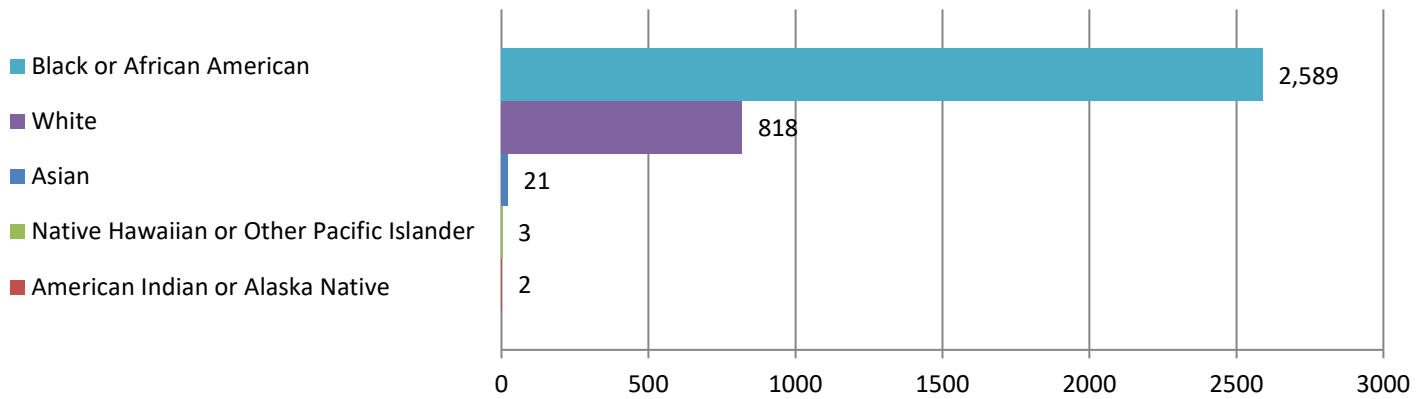


Robbery

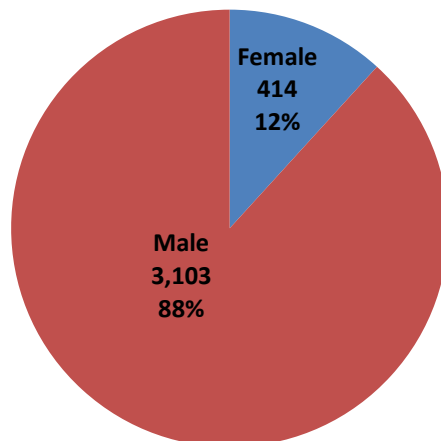
Number of Offenders by Known Age



Number of Offenders by Known Race



Number of Offenders by Known Sex



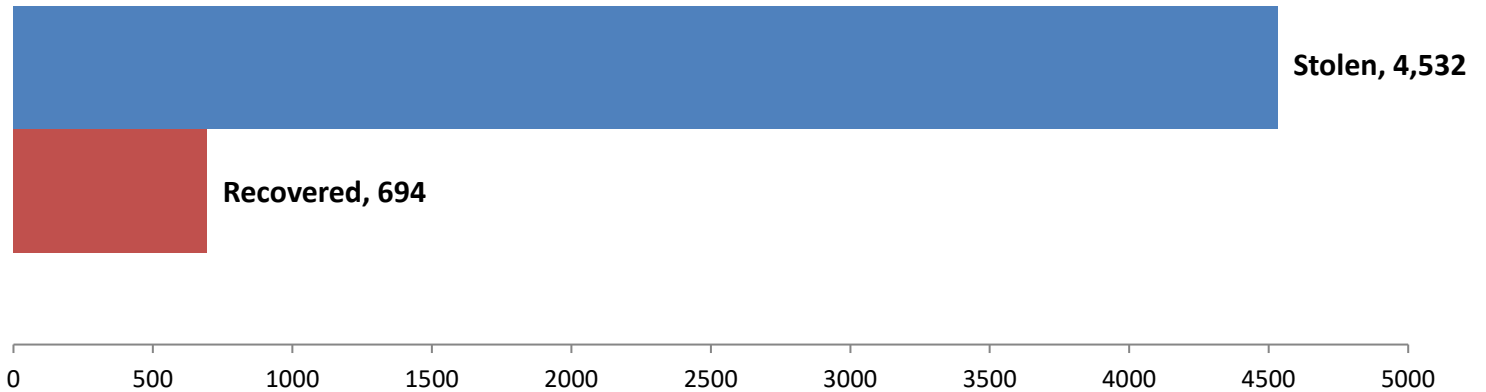
Robbery

Types of Property Stolen in Robberies

Property Description	Total Property Value	Average Property Value
Automotive	\$ 3,240,193	\$ 14,149
Drug-Alcohol	\$ 29,356	\$ 309
Financial	\$ 2,086,727	\$ 1,746
Firearms-Weapons-Accessories	\$ 45,939	\$ 484
Merchandise-Goods	\$ 6,089,514	\$ 6,139
Technology	\$ 475,299	\$ 671
Tools-Equipment	\$ 40,595	\$ 1,353
Other	\$ 268,226	\$ 693

**Only properties valued over \$1 are included*

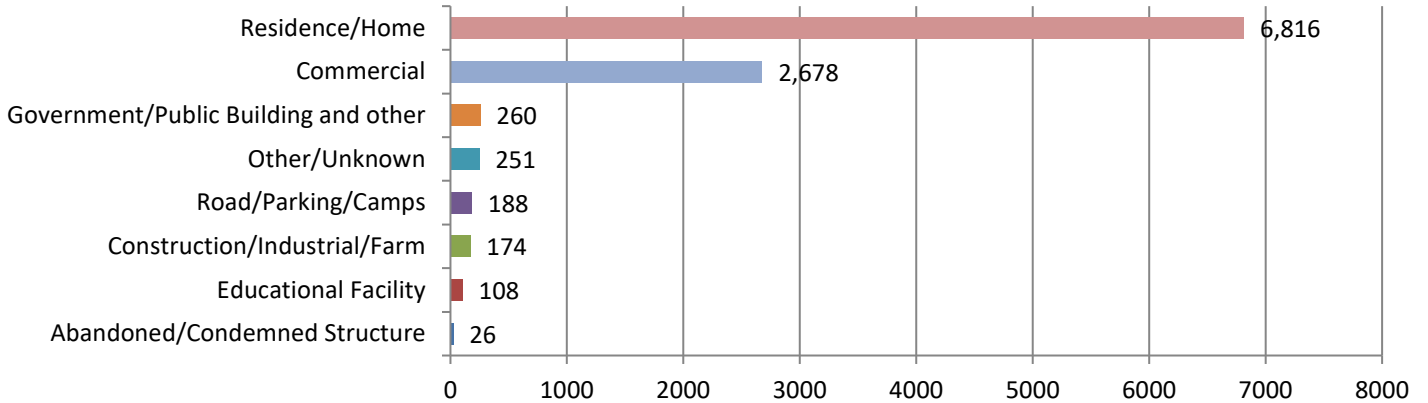
Number of Property Items Stolen vs. Recovered



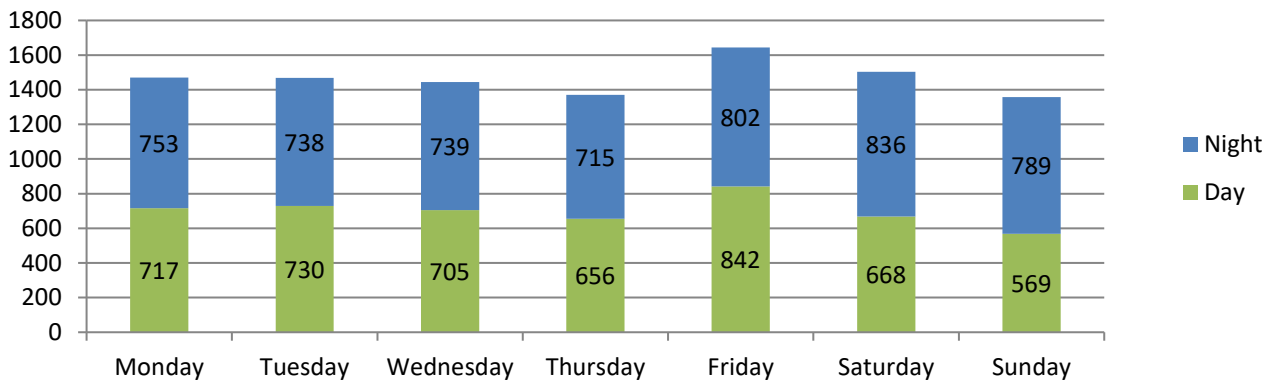
Burglary

There were 10,501 burglaries/attempted burglaries reported by contributing agencies in 2023.

Number of Crimes by Location Type



Number of Crimes by Known Day of Week & Time of Day



Point of Entry/Exit*	Type Entry	Type Exit
Door	1,756	1,522
Front	1,089	885
Window	928	303
Rear	694	550
Side	279	157
Other	104	64
Patio/Sliding Dr.	103	75
Attached Garage	86	59
Vent/A.C.	73	20
Wall	25	11
Roof/Skylight	17	7
Balcony/Fire Escape	10	3
Floor	7	7
Hidden Within	3	3
Attic	2	0
Vehicle	1	5

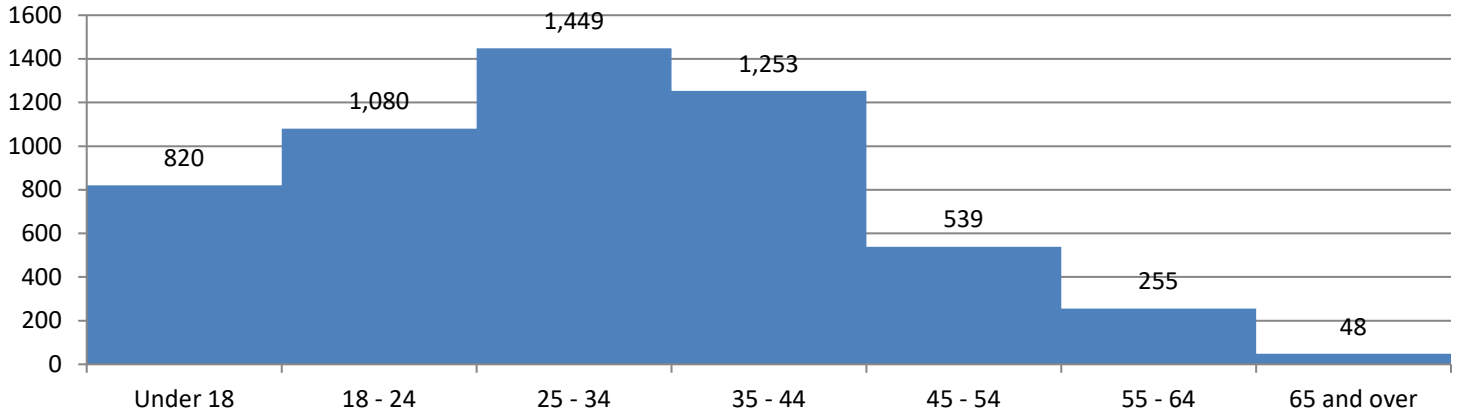
*up to 2 entry/exit types may be reported

Type of Known Security*	Number of Offenses
Locked	1,608
Camera	922
None	395
Unlocked	391
Alarm/Audio	308
Dead Bolt	289
Alarm/Silent	99
Other	90
Fence	72
Exterior Lights	48
Dog	43
Bars/Grate	32
Interior Lights	23
Guard	5
Neighborhood Watch	2

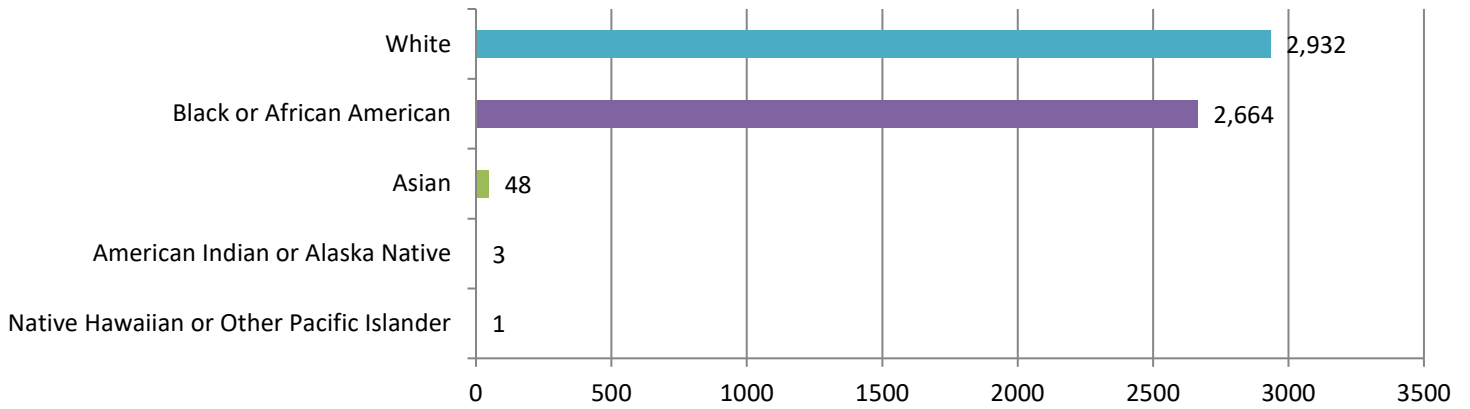
*up to 3 security types may be reported

Burglary

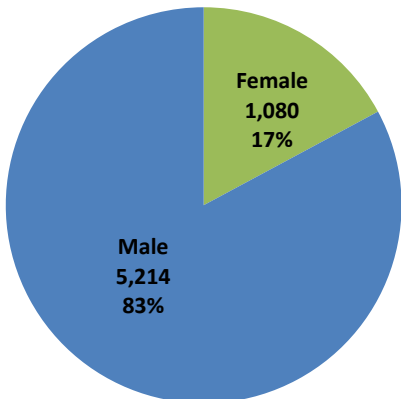
Number of Offenders by Known Age Range



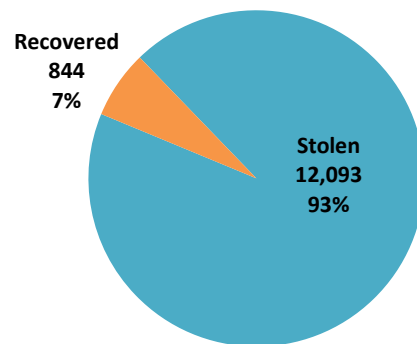
Number of Offenders by Known Race



Number of Offenders by Known Sex



Number of Property Items Stolen vs. Recovered



Property Stolen in Burglaries

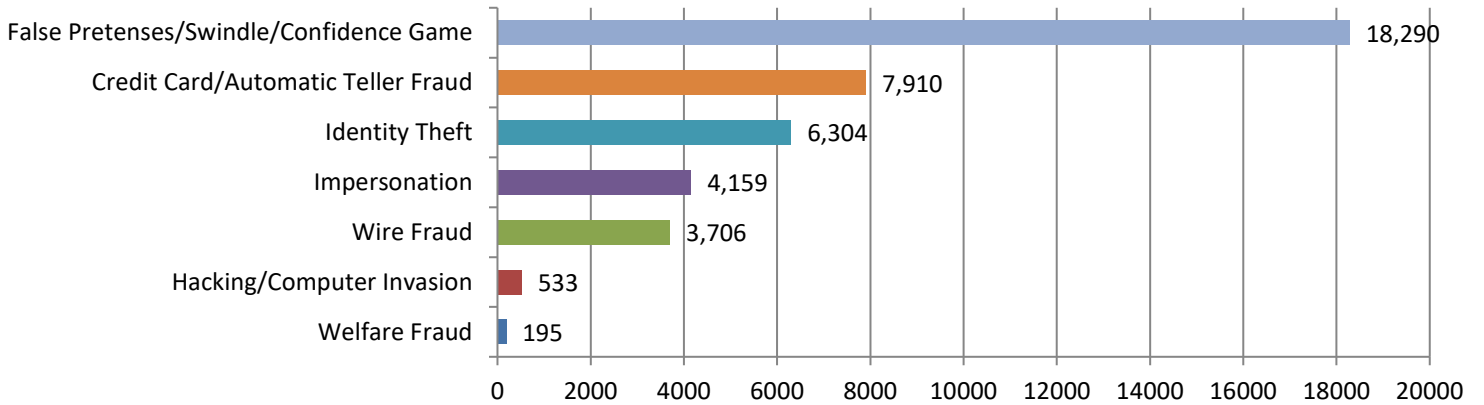
Property Description	Total Property Value*	Average Property Value*
Aircraft Parts/Accessories	\$ 7	\$ 7
Artistic Supplies/Accessories	\$ 19,589	\$ 933
Bicycles	\$ 127,854	\$ 1,162
Building Materials	\$ 644,901	\$ 4,108
Camping/Hunting/Fishing Equipment/Supplies	\$ 44,227	\$ 546
Chemicals	\$ 10,882	\$ 1,555
Clothes/Fur/Personal Possessions	\$ 1,759,306	\$ 1,990
Collections/Collectibles	\$ 902,632	\$ 8,281
Computer Hardware/Software	\$ 766,083	\$ 1,009
Consumable Goods	\$ 256,805	\$ 704
Crops	\$ 635	\$ 212
Drug/Alcohol	\$ 168,783	\$ 662
Explosives	\$ 18,703	\$ 693
Farm Equipment	\$ 33,384	\$ 1,151
Financial Instruments Except Money	\$ 32,475	\$ 1,546
Firearm Accessories	\$ 15,713	\$ 296
Firearms	\$ 582,161	\$ 1,335
Fuel	\$ 3,594	\$ 171
Gambling Equipment	\$ 10,394	\$ 866
Heavy Construction/Industrial Equipment	\$ 196,720	\$ 5,177
Household Goods	\$ 839,460	\$ 1,274
Jewelry/Precious Metals/Gems	\$ 5,338,110	\$ 7,424
Law Enforcement Equipment	\$ 101	\$ 101
Lawn/Yard/Garden Equipment	\$ 428,194	\$ 1,616
Livestock	\$ 5,560	\$ 1,390
Logging Equipment	\$ 13,924	\$ 774
Medical/Medical Lab Equipment	\$ 9,634	\$ 688
Merchandise	\$ 748,194	\$ 3,817
Metals, Non-Precious	\$ 276,588	\$ 4,390
Money	\$ 4,299,501	\$ 3,209
Motorized Vehicle	\$ 1,469,135	\$ 12,665
Musical Instruments	\$ 128,706	\$ 1,788
Office-type Equipment	\$ 69,476	\$ 827
Other	\$ 3,892,735	\$ 2,568
Pets	\$ 43,050	\$ 2,050
Photographic/Optical Equipment	\$ 145,718	\$ 1,637
Portable Electronic Communications	\$ 231,455	\$ 699
Radios/TVs/VCRs/DVD Players	\$ 435,298	\$ 692
Recordings-Audio/Visual	\$ 21,817	\$ 404
Recreational/Sports Equipment	\$ 160,268	\$ 1,979
Tools	\$ 1,601,148	\$ 1,769
Trailers	\$ 20,825	\$ 2,975
Vehicle Parts/Accessories	\$ 230,402	\$ 1,440
Watercraft	\$ 1,309	\$ 436
Watercraft Equipment/Parts/Accessories	\$ 1,100	\$ 367
Weapons-Other	\$ 31,411	\$ 430

*Only properties valued over \$1 are included

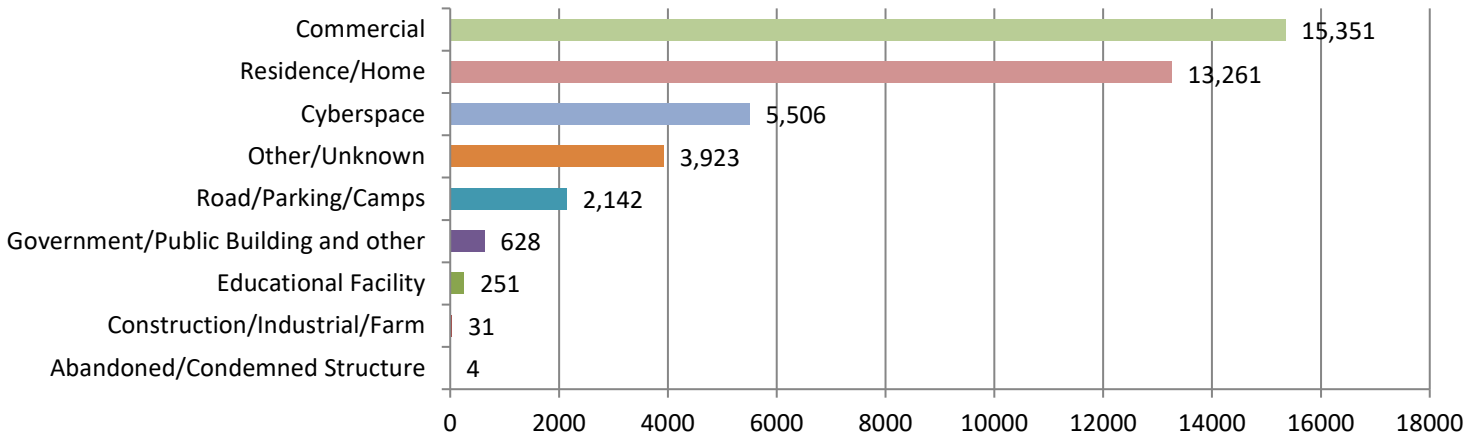
Fraud

There were 41,097 fraud/attempted fraud crimes reported by contributing agencies in 2023.

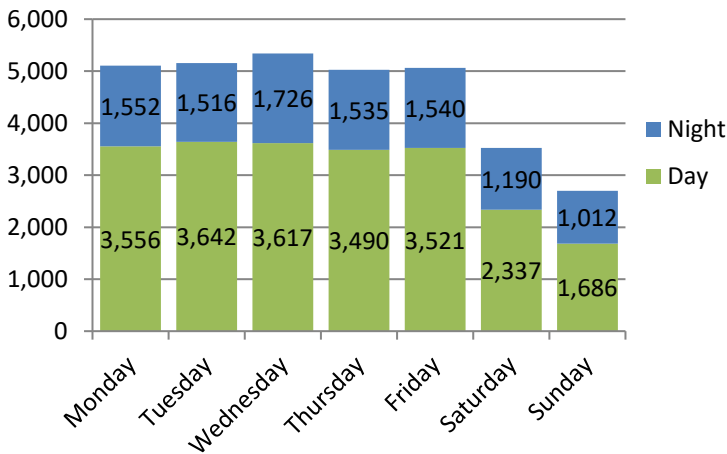
Number of Crimes by Type of Fraud



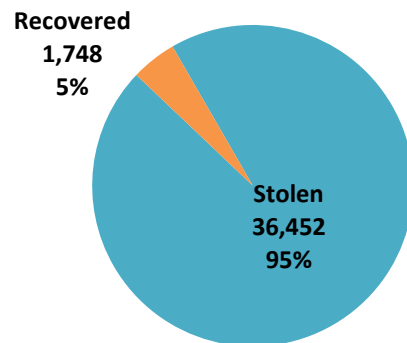
Number of Crimes by Location



Number of Crimes by Known Day of Week & Time



Number of Stolen vs. Recovered Properties



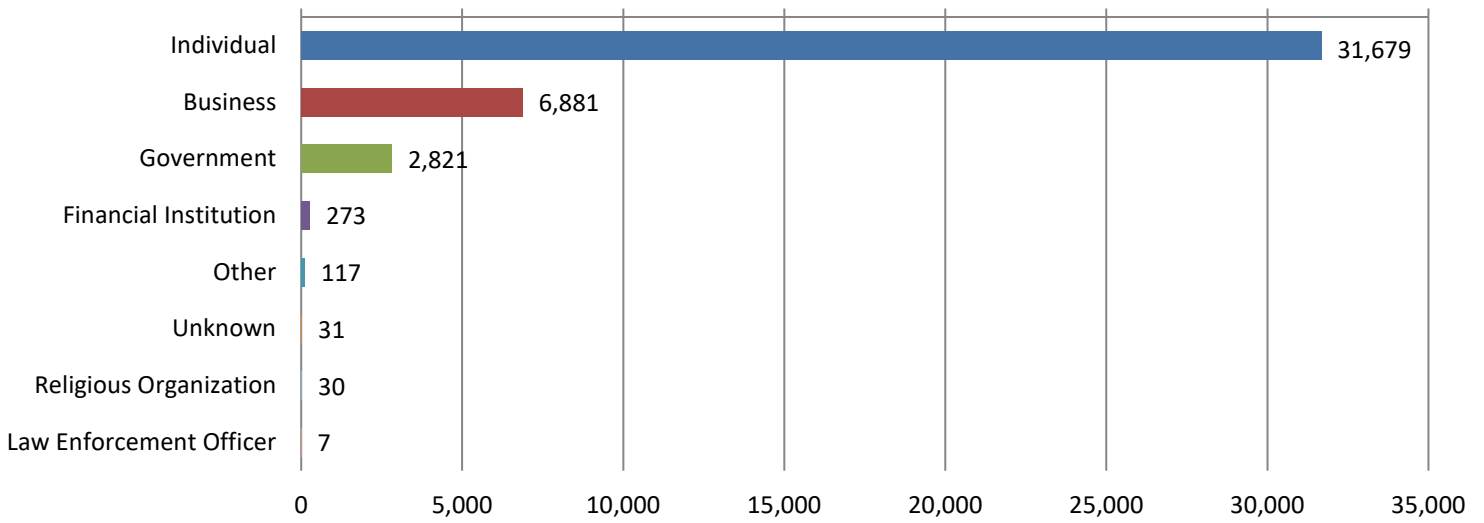
Property Stolen in Fraud

Property Description	Total Property Value*	Average Property Value*
Aircraft	\$ 1,396	\$ 698
Alcohol	\$ 7,823	\$ 100
Artistic Supplies/Accessories	\$ 9,923	\$ 1,654
Automobiles	\$ 17,080,361	\$ 38,819
Bicycles	\$ 870	\$ 435
Building Materials	\$ 506,747	\$ 10,557
Camping/Hunting/Fishing Equipment/Supplies	\$ 12,762	\$ 1,823
Chemicals	\$ 88	\$ 18
Clothes/Furs	\$ 199,770	\$ 777
Collections/Collectibles	\$ 5,917	\$ 370
Computer Hardware/Software	\$ 1,231,059	\$ 6,035
Consumable Goods	\$ 254,902	\$ 312
Crops	\$ 14	\$ 7
Drug/Narcotic Equipment	\$ 30,387	\$ 3,798
Drugs/Narcotics	\$ 22,665	\$ 378
Farm Equipment	\$ 110,845	\$ 18,474
Firearm Accessories	\$ 3,500	\$ 1,750
Firearms	\$ 23,278	\$ 1,293
Fuel	\$ 46,291	\$ 425
Gambling Equipment	\$ 2,720	\$ 340
Heavy Construction/Industrial Equipment	\$ 530,544	\$ 17,685
Household Goods	\$ 109,041	\$ 559
Jewelry/Precious Metals/Gems	\$ 644,755	\$ 10,928
Lawn/Yard/Garden Equipment	\$ 28,775	\$ 1,251
Livestock	\$ 9,778	\$ 2,445
Logging Equipment	\$ 10,967	\$ 5,484
Medical/Medical Lab Equipment	\$ 1,356	\$ 151
Merchandise	\$ 1,292,019	\$ 1,059
Metals, Non-Precious	\$ 31,514	\$ 5,252
Money	\$ 190,102,423	\$ 11,944
Musical Instruments	\$ 1,596	\$ 532
Negotiable Instruments	\$ 6,338,329	\$ 10,853
Office-type Equipment	\$ 7,720	\$ 702
Other	\$ 16,093,736	\$ 7,056
Other Motor Vehicles	\$ 400,111	\$ 14,290
Pets	\$ 9,900	\$ 1,100
Photographic/Optical Equipment	\$ 29,138	\$ 4,163
Portable Electronic Communications	\$ 186,669	\$ 1,333
Purses/Handbags/Wallets	\$ 20,580	\$ 355
Radios/TVs/VCRs/DVD Players	\$ 30,583	\$ 637
Recordings-Audio/Visual	\$ 1,915	\$ 239
Recreational Vehicles	\$ 111,679	\$ 18,613
Recreational/Sports Equipment	\$ 11,802	\$ 1,180
Structures - Commercial/Business	\$ 2,440	\$ 813
Structures - Other	\$ 45,103	\$ 5,638
Structures - Other Dwellings	\$ 560,000	\$ 112,000
Structures - Single Occupancy Dwellings	\$ 1,006,696	\$ 125,837
Structures - Storage	\$ 2,850	\$ 2,850
Tools	\$ 47,964	\$ 888
Trailers	\$ 155,455	\$ 10,364
Trucks	\$ 1,976,178	\$ 28,640
Vehicle Parts/Accessories	\$ 164,451	\$ 1,678
Watercraft	\$ 21,650	\$ 21,650
Weapons-Other	\$ 98	\$ 98
Total	\$ 239,539,133	\$ 9,562

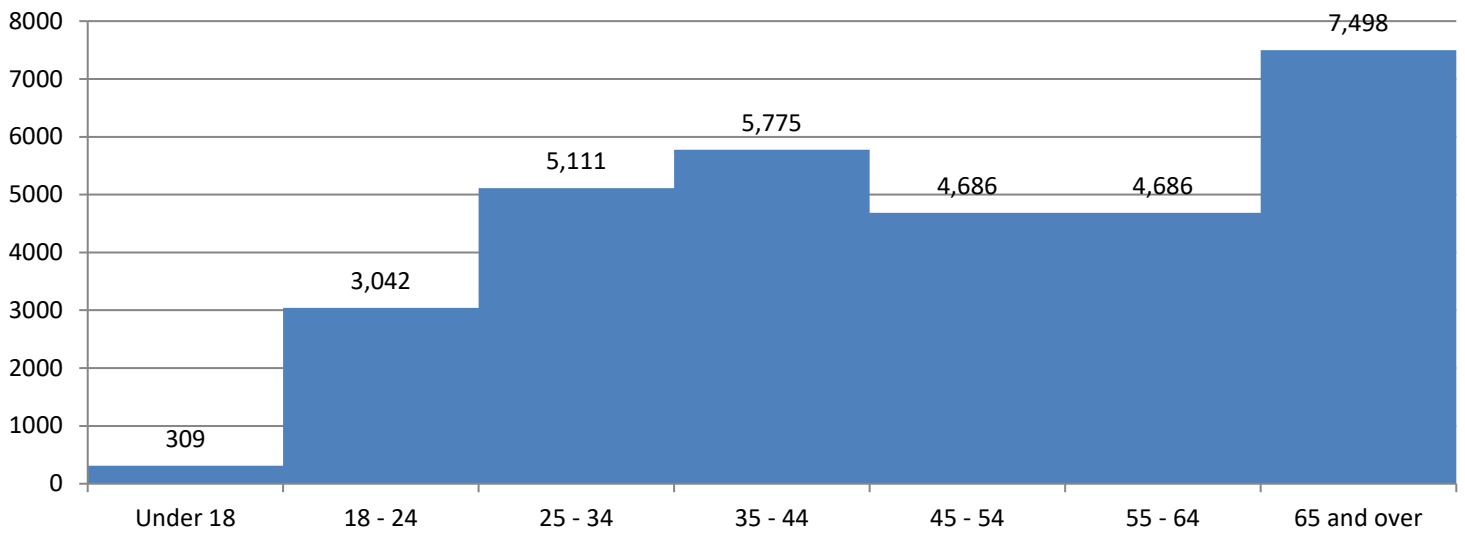
*Only properties valued at over \$1 are included

Fraud

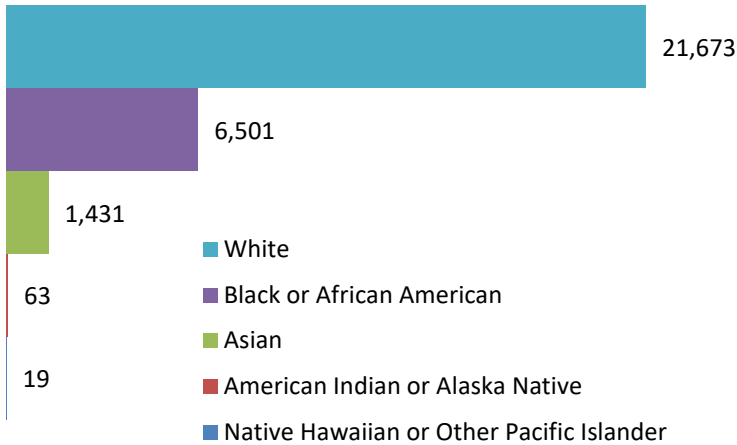
Number of Victims by Known Victim Type



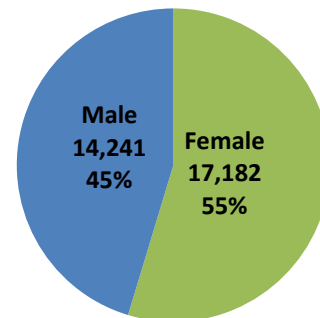
Known Age Range of Individual Victims



Known Race of Individual Victims

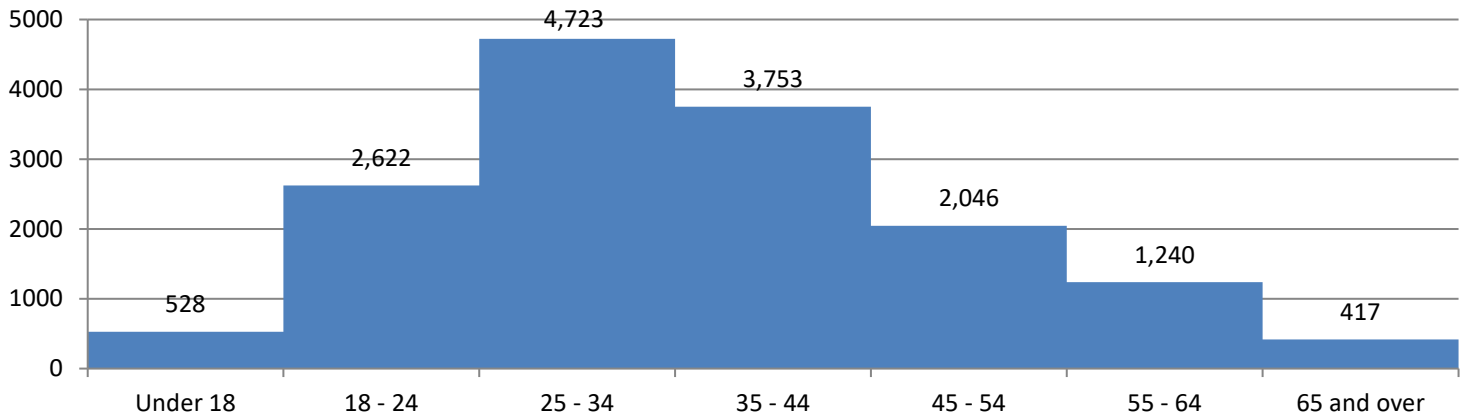


Known Sex of Individual Victims

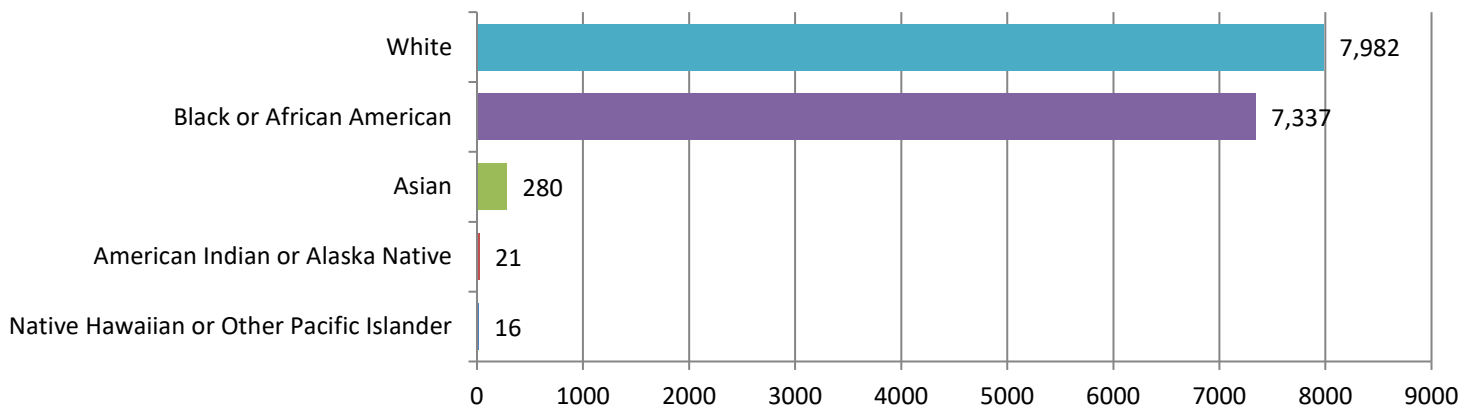


Fraud

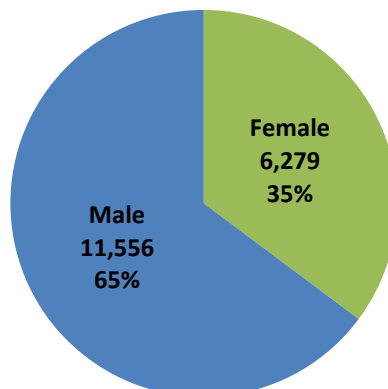
Number of Offenders by Known Age



Number of Offenders by Known Race



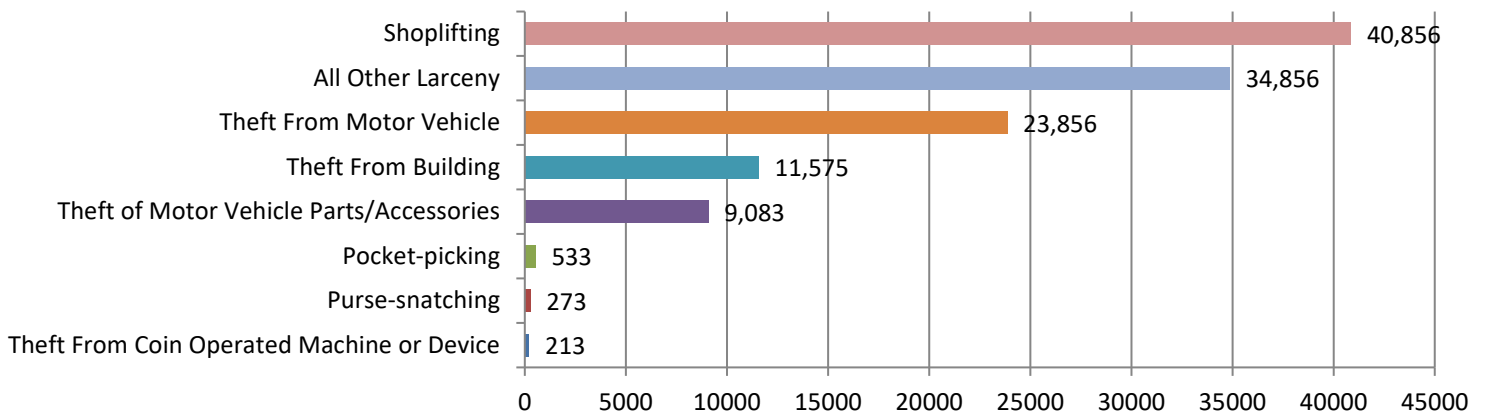
Number of Offenders by Known Sex



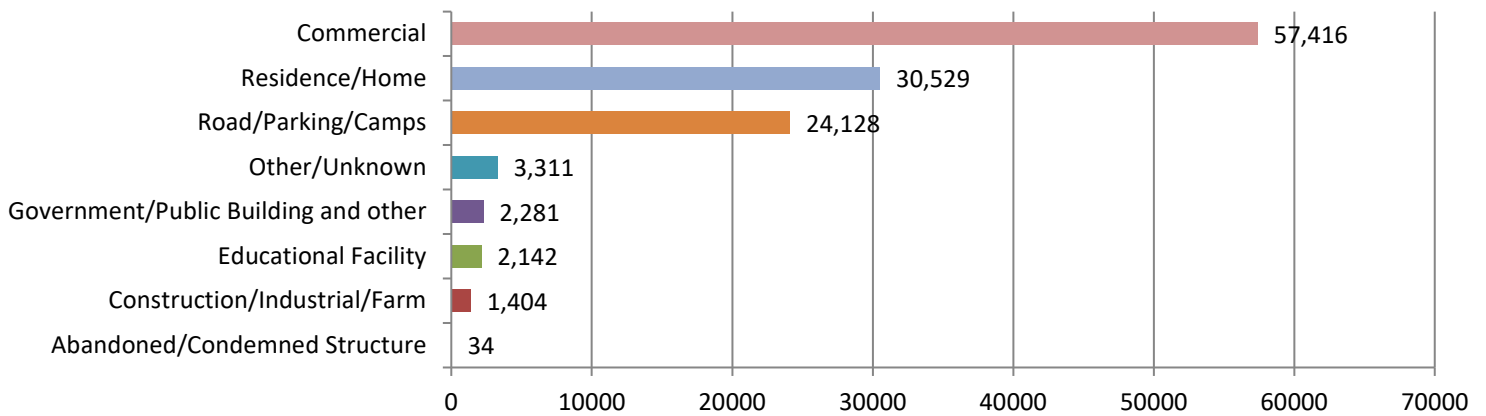
Larceny

There were 121,245 larcenies/attempted larcenies reported by contributing agencies in 2023.

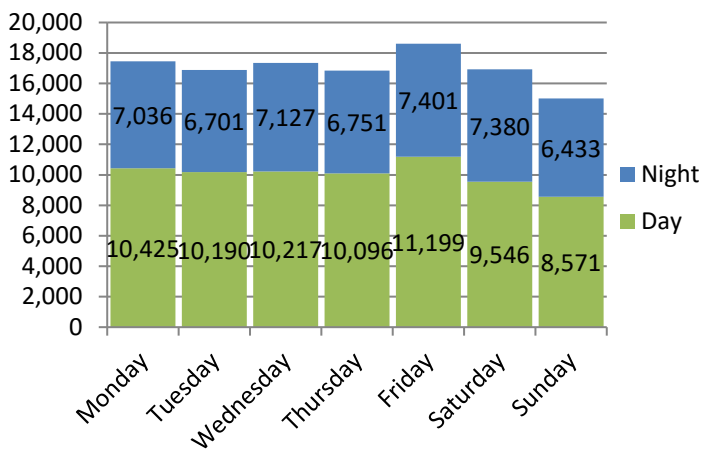
Number of Crimes by Type of Larceny



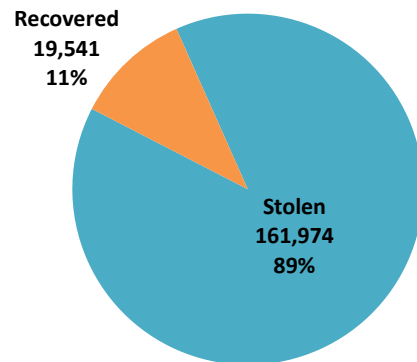
Number of Crimes by Location



Number of Crimes by Known Day of Week & Time



Number of Properties Stolen vs. Recovered



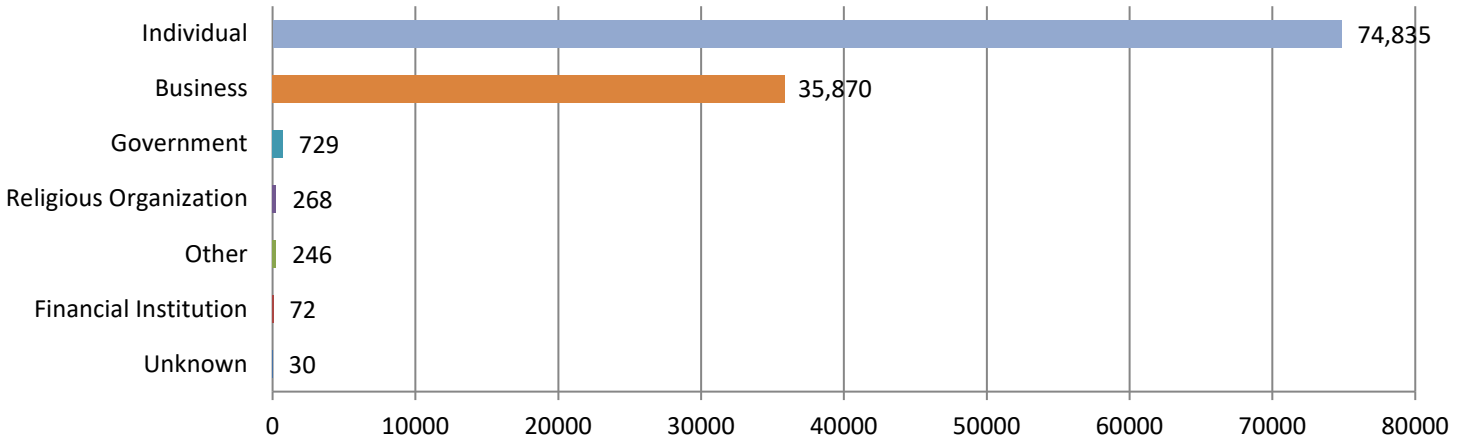
Property Stolen in Larceny

**Only properties valued over \$1 are included*

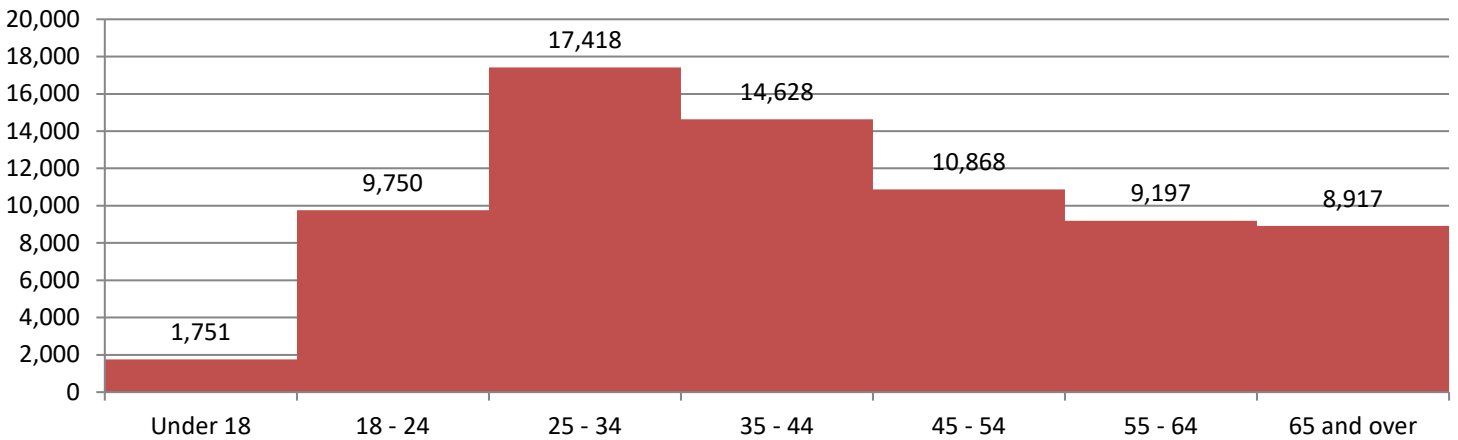
Property Description	Total Property Value*	Average Property Value*
Aircraft	\$ 860	\$ 430
Aircraft Parts/Accessories	\$ 11,171	\$ 931
Alcohol	\$ 1,722,735	\$ 186
Artistic Supplies/Accessories	\$ 71,109	\$ 456
Automobiles	\$ 15,484	\$ 3,097
Bicycles	\$ 2,068,281	\$ 751
Building Materials	\$ 2,388,358	\$ 2,408
Camping/Hunting/Fishing Equipment/Supplies	\$ 174,105	\$ 376
Chemicals	\$ 58,572	\$ 465
Clothes/Furs	\$ 4,817,195	\$ 524
Collections/Collectibles	\$ 636,693	\$ 1,977
Computer Hardware/Software	\$ 4,533,583	\$ 1,148
Consumable Goods	\$ 2,818,619	\$ 332
Crops	\$ 25,466	\$ 621
Drug/Narcotic Equipment	\$ 11,864	\$ 208
Drugs/Narcotics	\$ 281,410	\$ 290
Explosives	\$ 35,968	\$ 324
Farm Equipment	\$ 1,285,109	\$ 5,636
Firearm Accessories	\$ 103,135	\$ 206
Firearms	\$ 2,839,550	\$ 619
Fuel	\$ 141,062	\$ 328
Gambling Equipment	\$ 253,867	\$ 3,789
Heavy Construction/Industrial Equipment	\$ 4,788,336	\$ 10,809
Household Goods	\$ 2,246,917	\$ 565
Jewelry/Precious Metals/Gems	\$ 15,060,855	\$ 5,105
Law Enforcement Equipment	\$ 51,665	\$ 906
Lawn/Yard/Garden Equipment	\$ 2,095,907	\$ 1,661
Livestock	\$ 177,984	\$ 4,450
Logging Equipment	\$ 135,026	\$ 2,369
Medical/Medical Lab Equipment	\$ 407,234	\$ 1,475
Merchandise	\$ 5,120,495	\$ 473
Metals, Non-Precious	\$ 730,914	\$ 2,306
Money	\$ 18,135,519	\$ 1,467
Musical Instruments	\$ 290,428	\$ 1,545
Negotiable Instruments	\$ 2,270,409	\$ 4,181
Office-type Equipment	\$ 378,238	\$ 960
Other	\$ 19,760,261	\$ 862
Other Motor Vehicles	\$ 8,000	\$ 8,000
Pets	\$ 358,038	\$ 1,613
Photographic/Optical Equipment	\$ 474,934	\$ 1,067
Portable Electronic Communications	\$ 5,208,383	\$ 777
Purses/Handbags/Wallets	\$ 2,569,128	\$ 283
Radios/TVs/VCRs/DVD Players	\$ 861,598	\$ 551
Recordings-Audio/Visual	\$ 330,987	\$ 885
Recreational Vehicles	\$ 25,500	\$ 12,750
Recreational/Sports Equipment	\$ 740,606	\$ 1,230
Structures - Commercial/Business	\$ 19,885	\$ 1,420
Structures - Industrial/Manufacturing	\$ 80,756	\$ 5,768
Structures - Other	\$ 67,870	\$ 1,578
Structures - Other Dwellings	\$ 11,362	\$ 2,272
Structures - Public/Community	\$ 6,680	\$ 954
Structures - Single Occupancy Dwellings	\$ 16,882	\$ 1,206
Structures - Storage	\$ 36,975	\$ 2,844
Tools	\$ 9,295,957	\$ 1,721
Trailers	\$ 3,329,359	\$ 5,327
Vehicle Parts/Accessories	\$ 7,847,614	\$ 852
Watercraft	\$ 542,451	\$ 6,027
Watercraft Equipment/Parts/Accessories	\$ 68,836	\$ 1,147
Weapons-Other	\$ 144,199	\$ 357
Total	\$ 127,990,384	\$ 122,865

Larceny

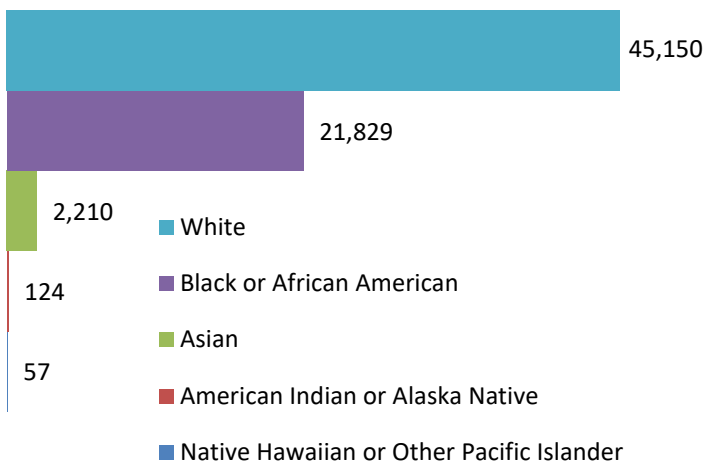
Number of Victims by Known Victim Type



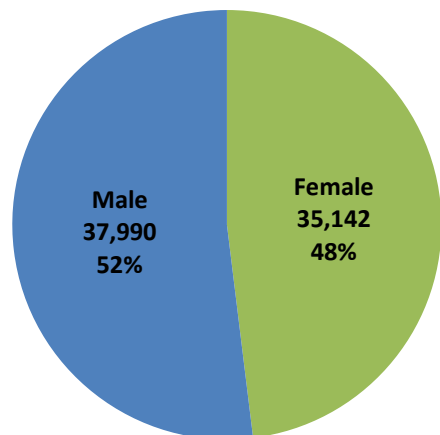
Known Age Range of Individual Victims



Known Race of Individual Victims

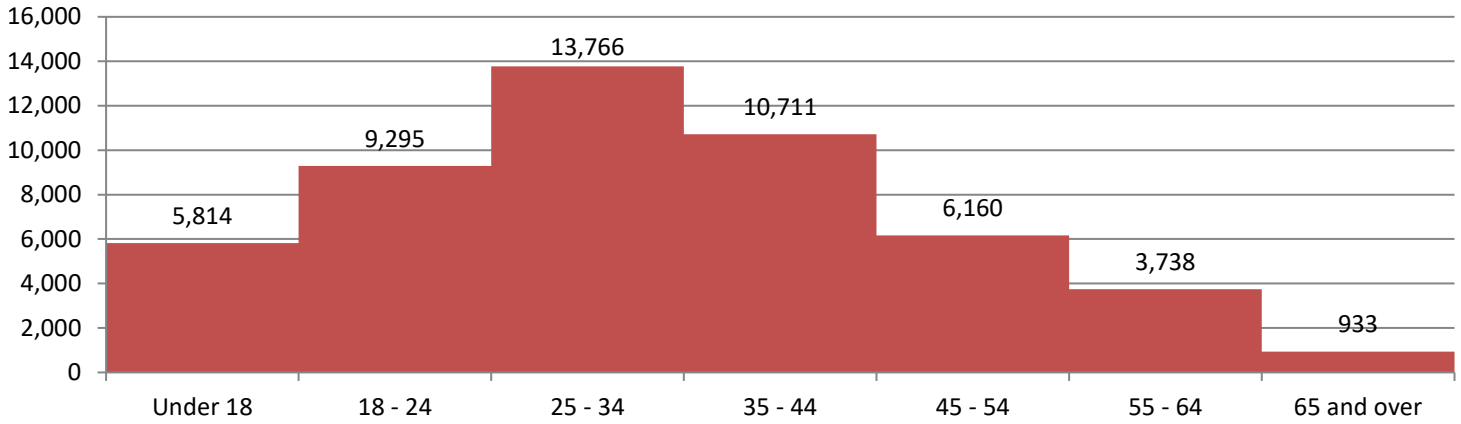


Known Sex of Individual Victims

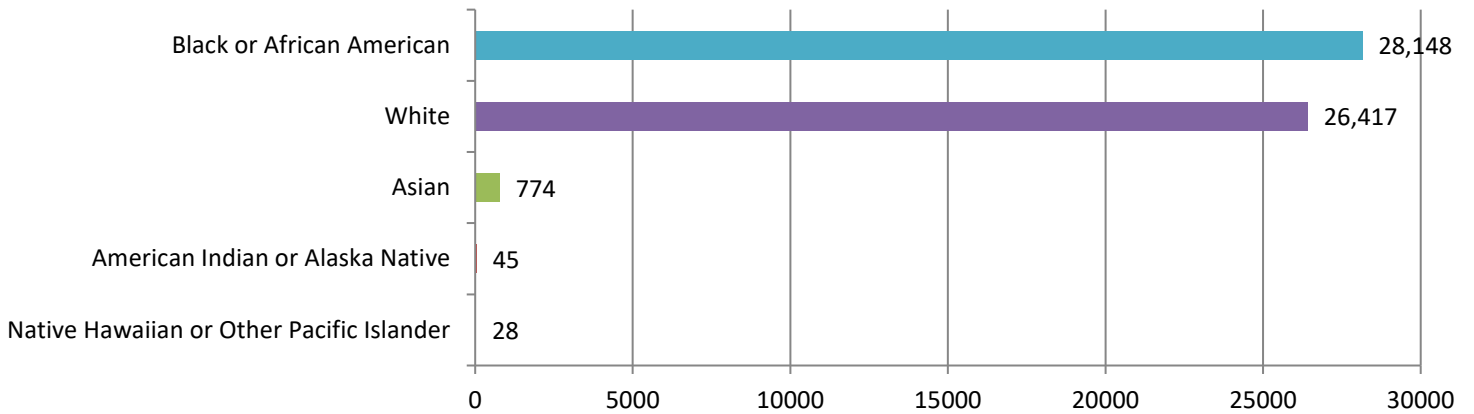


Larceny

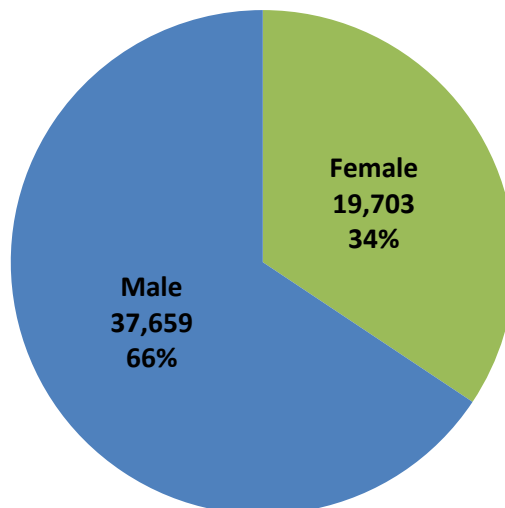
Number of Offenders by Known Offender Age Range



Number of Offenders by Known Race



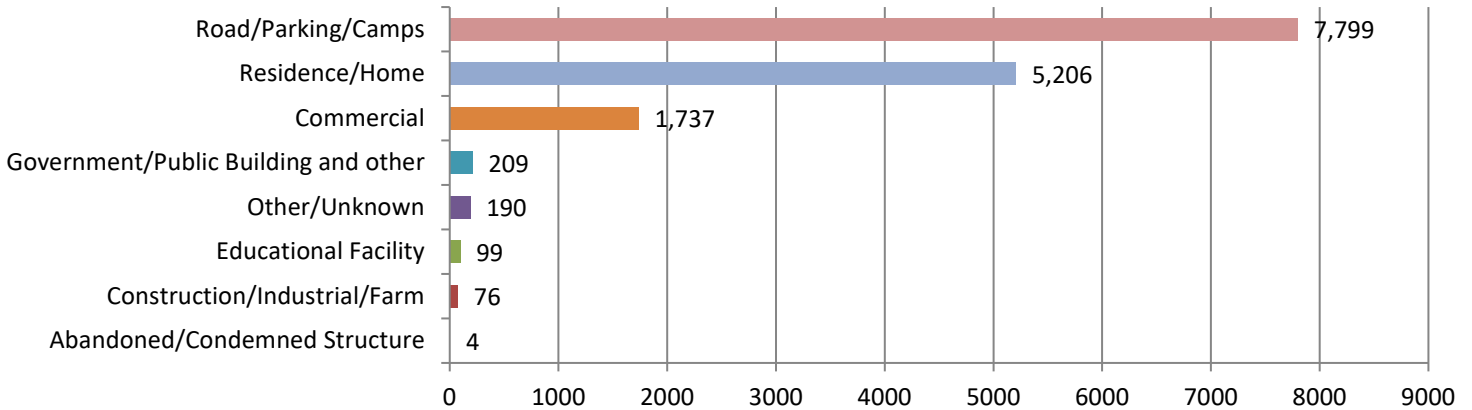
Number of Offenders by Known Sex



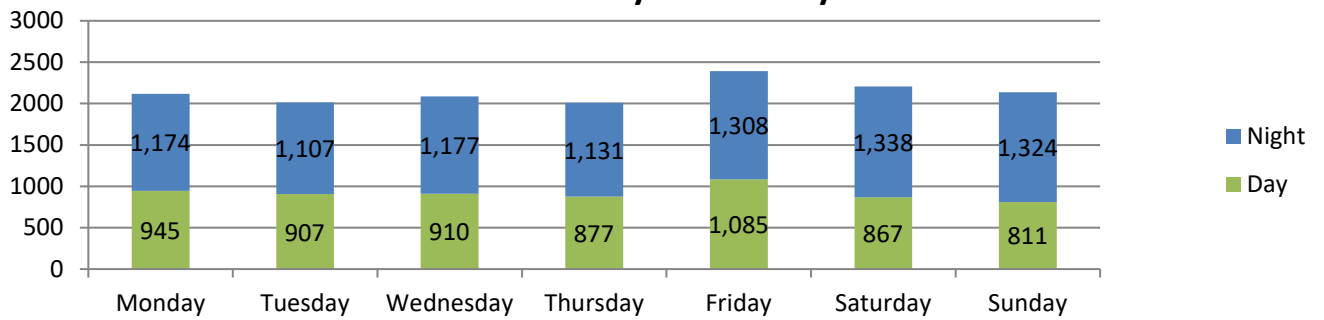
Motor Vehicle Theft

There were 14,859 motor vehicle theft/attempted theft offenses reported by contributing agencies in 2023.
A total of 15,320 motor vehicles were stolen.

Number of Motor Vehicles Stolen by Location



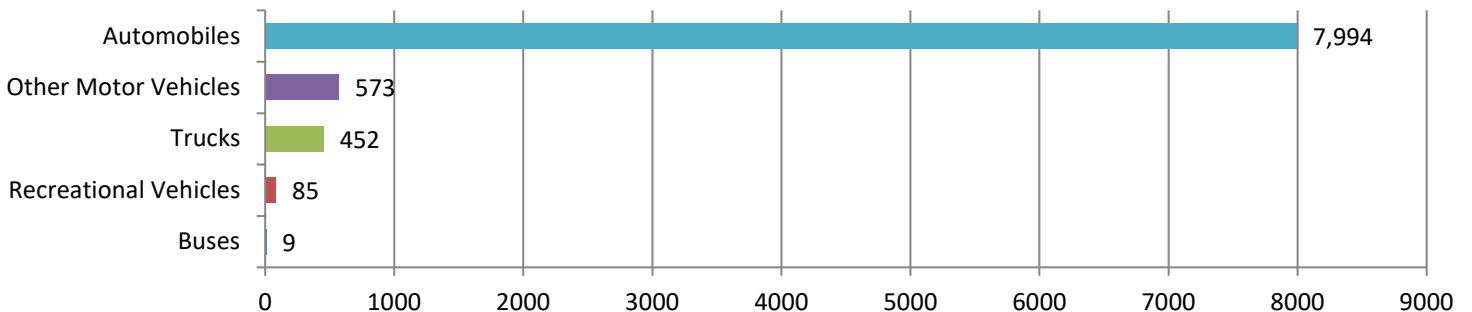
Number of Motor Vehicles Stolen by Known Day of Week & Time



Property Description	Count Stolen*	Total Property Value*	Average Property Value*
Automobiles	11,143	\$ 174,438,871	\$ 16,402
Buses	10	\$ 338,000	\$ 33,800
Other Motor Vehicles	1,529	\$ 12,832,532	\$ 9,146
Recreational Vehicles	239	\$ 2,192,997	\$ 10,153
Trucks	674	\$ 13,363,172	\$ 21,693

*Only vehicles valued over \$1 are included

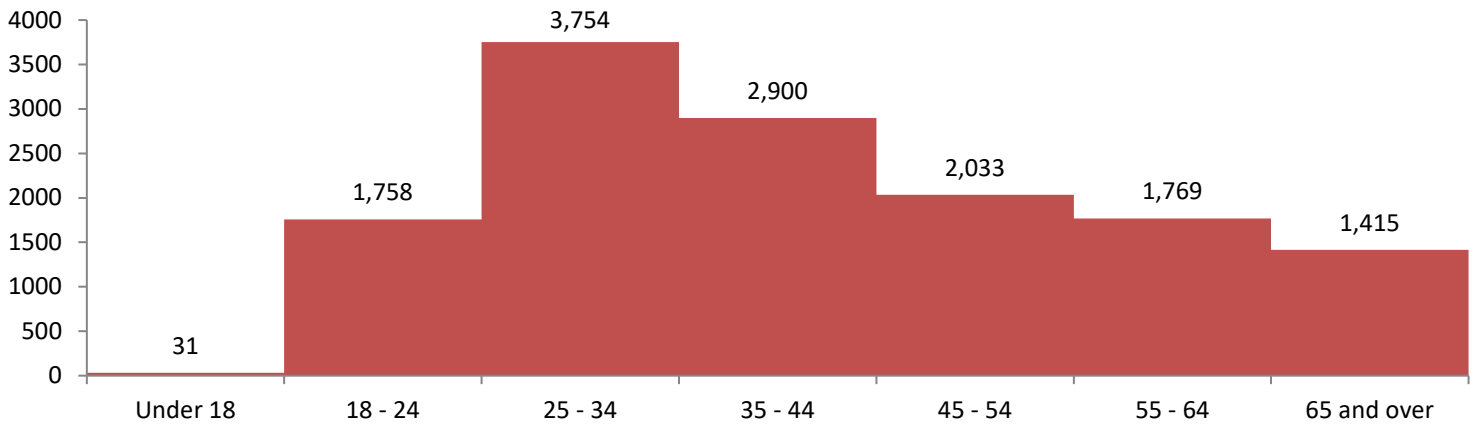
Number of Recovered Vehicles



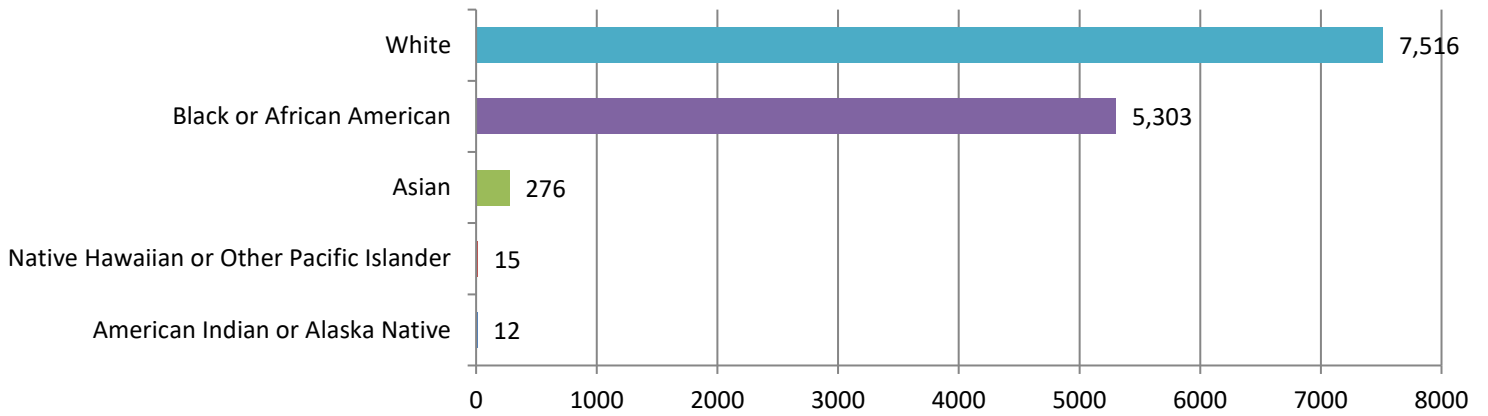
Please note that property recovered may have been stolen prior to 2023.

Motor Vehicle Theft

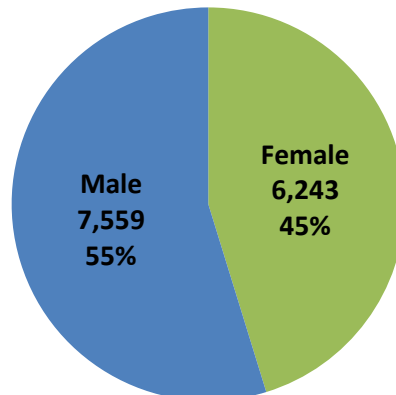
Number of Victims by Known Age Range



Number of Victims by Known Race

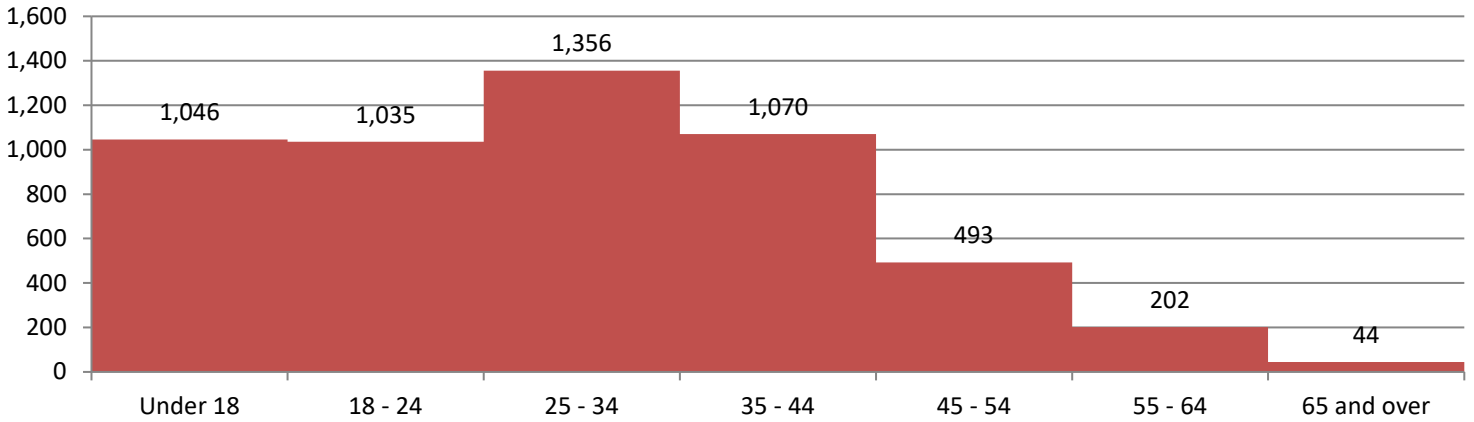


Number of Victims by Known Sex

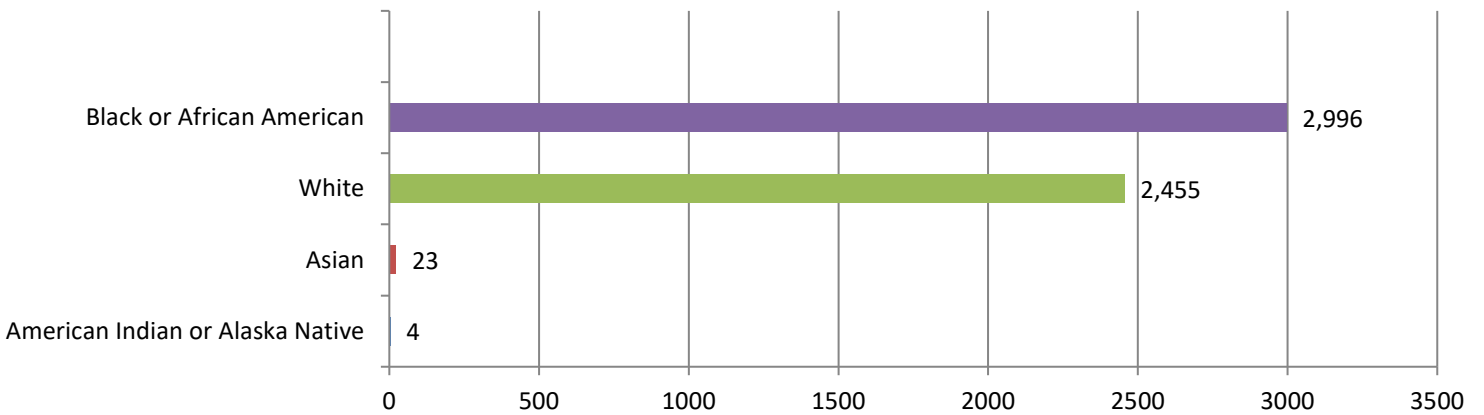


Motor Vehicle Theft

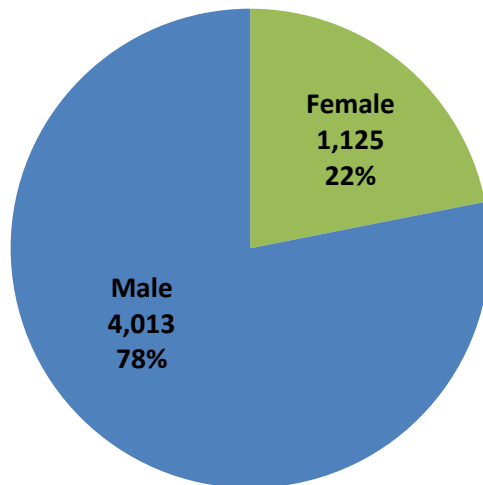
Number of Offenders by Known Age Range



Number of Offenders by Known Race



Number of Offenders by Known Sex



All Property Crimes

Value of Property Stolen & Recovered by Property Type

Property Description	Value Stolen*	Value Recovered*
Automotive	\$ 242,782,770	\$ 154,497,230
Financial	\$ 240,697,664	\$ 3,343,514
Merchandise/Goods	\$ 59,766,547	\$ 4,039,185
Other	\$ 51,103,264	\$ 3,047,034
Structures	\$ 2,187,968	\$ 7,200
Technology	\$ 15,413,763	\$ 1,413,239
Tools/Equipment	\$ 22,911,909	\$ 2,307,476
TOTAL	\$ 634,863,885	\$ 168,654,878

Please note that property recovered may have been stolen prior to 2023.

Value of Property Stolen by Type of Offense

Offense Type	Number of Offenses*	Total Property Value*	Average Property Value*
Robbery	2,652	\$ 12,275,849	\$ 3,290
Extortion/Blackmail	573	\$ 1,371,067	\$ 2,384
Burglary/Breaking & Entering	6,063	\$ 26,037,967	\$ 2,408
Motor Vehicle Theft	12,859	\$ 205,776,320	\$ 14,265
Embezzlement	1,767	\$ 21,562,785	\$ 11,196
Arson	1	\$ 1,154	\$ 1,154
Fraud Offenses			
False Pretenses/Swindle/Confidence Game	12,887	\$ 164,248,802	\$ 12,257
Credit Card/Automated Teller Machine Fraud	5,558	\$ 10,599,434	\$ 1,870
Impersonation	196	\$ 3,477,109	\$ 17,561
Welfare Fraud	130	\$ 130,717	\$ 1,006
Wire Fraud	3,075	\$ 55,999,191	\$ 18,064
Identity Theft	385	\$ 3,048,365	\$ 7,737
Hacking/Computer Invasion	125	\$ 2,035,515	\$ 16,155
Larceny Offenses			
Pocket-picking	467	\$ 321,350	\$ 553
Purse-snatching	239	\$ 131,559	\$ 346
Shoplifting	39,442	\$ 17,029,248	\$ 387
Theft From Building	10,647	\$ 21,153,868	\$ 1,498
Theft from Coin-Operated Machine or Device	163	\$ 378,037	\$ 2,173
Theft From Motor Vehicle	19,664	\$ 23,113,619	\$ 739
Theft of Motor Vehicle Parts or Accessories	7,198	\$ 6,784,674	\$ 932
All Other Larceny	30,289	\$ 59,078,029	\$ 1,622
Total	154,380	\$ 634,554,659	\$ 5,600

*Only properties valued over \$1 are included

CRIMES AGAINST SOCIETY

Drug/Narcotic Violations

The unlawful cultivation, manufacture, distribution, sale, purchase, use, possession, transportation, or importation of any controlled drug or narcotic substance

Drug Equipment Violations

The unlawful manufacture, sale, purchase, possession, or transportation of equipment or devices utilized in preparing and/or using drugs or narcotics

Pornography/Obscene Material

The violation of laws or ordinances prohibiting the manufacture, publishing, sale, purchase, or possession of sexually explicit material, e.g., literature or photographs

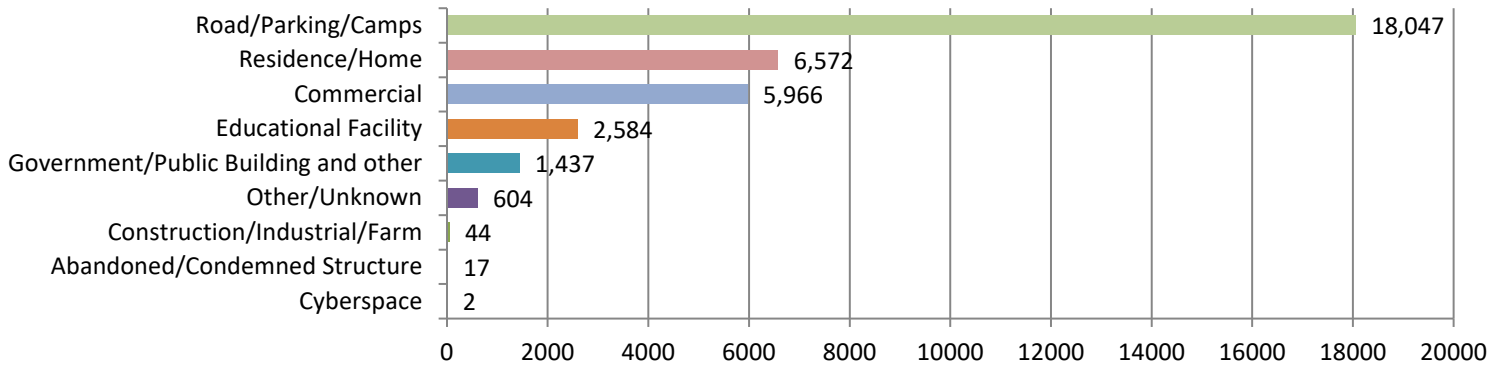
Weapons Law Violations

The violation of laws or ordinances prohibiting the manufacture, sale, purchase, transportation, possession, concealment, or use of firearms, cutting instruments, explosives, incendiary devices, or other deadly weapons

Drug/Narcotics & Equipment Violations

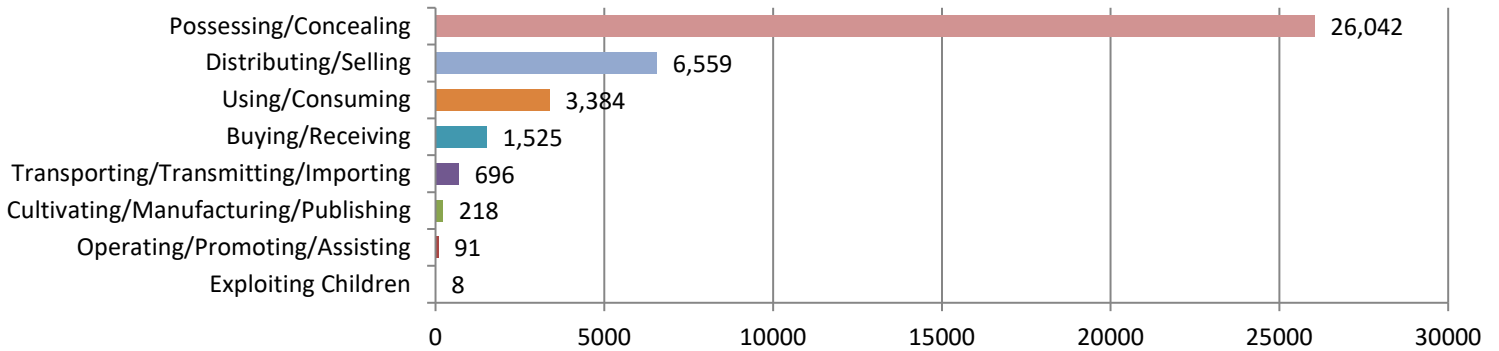
There were 35,273 Drug/Narcotics and Equipment Violations, including attempts, reported by contributing agencies in 2023. Furthermore, there were 17,064 arrests for Drug/Narcotics and Equipment Violations during the same time period.

Number of Drug Crimes by Location



Number of Drug Crimes by Criminal Activity Type

up to 3 types per offense

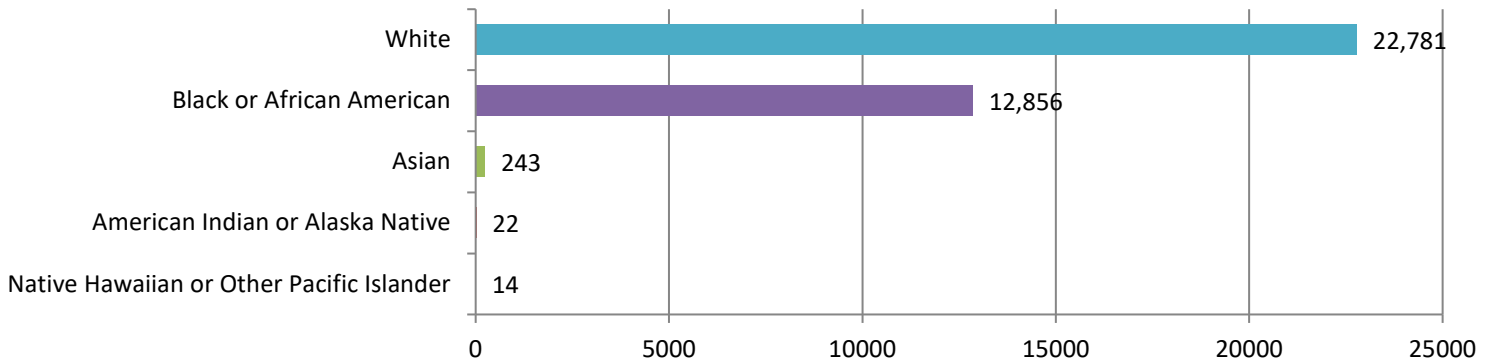


Number of Reports of Drugs Seized by Drug Type	
Drug Type	2023 Count
Amphetamines/Methamphetamines	7,728
Marijuana	5,247
Other Narcotics	3,978
Cocaine (all forms except Crack)	3,842
Crack Cocaine	3,545
Other Drugs	3,397
Heroin	2,119
Unknown Type Drug*	2,062
Opium	558
Other Hallucinogens	541
Over 3 Drug Types	374
Other Depressants	370
Other Stimulants	243
PCP	113
LSD	64
Barbiturates	53
Hashish	40
Morphine	33

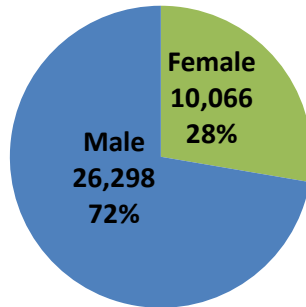
**Typically pending lab results*

Drug/Narcotics & Equipment Violations

Number of Drug Offenders by Known Race



Number of Drug Offenders by Known Sex



Type of Drug at Arrest (up to 3 drug types per offense)	Age of Arrestee							Total
	Under 18	18 - 24	25 - 34	35 - 44	45 - 54	55 - 64	65 and over	
Amphetamines/Methamphetamines	8	350	1,268	1,516	843	341	46	4,372
Barbiturates		4	6	12	3	1		26
Cocaine (all forms except Crack)	10	252	697	643	313	148	22	2,085
Crack Cocaine		150	429	516	328	231	54	1,708
Hashish	2	3	1	5	1			12
Heroin	3	82	363	340	141	46	8	983
LSD	4	11	7	6				28
Marijuana	613	546	279	139	47	21	7	1,652
Morphine		3	1	5	1	1		11
Opium	38	183	74	57	18	7		377
Other Depressants	6	49	65	55	19	7	2	203
Other Drugs	89	448	389	237	98	47	5	1,313
Other Hallucinogens	5	69	73	45	19	5	3	219
Other Narcotics	52	475	651	512	211	63	12	1,976
Other Stimulants	12	29	47	35	15	4	1	143
Over 3 Drug Types		6	14	9	5			34
PCP		5	6	28	15	3		57
Unknown Type Drug*	24	328	593	512	250	129	29	1,865
Total	866	2,993	4,963	4,672	2,327	1,054	189	17,064

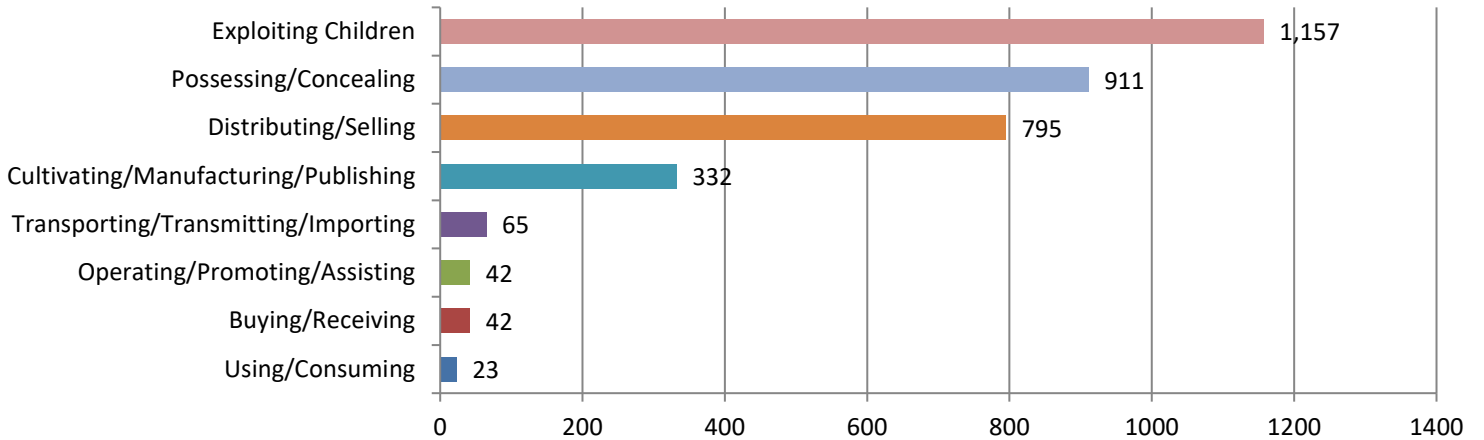
*Typically pending lab results

Pornography/Obscene Material

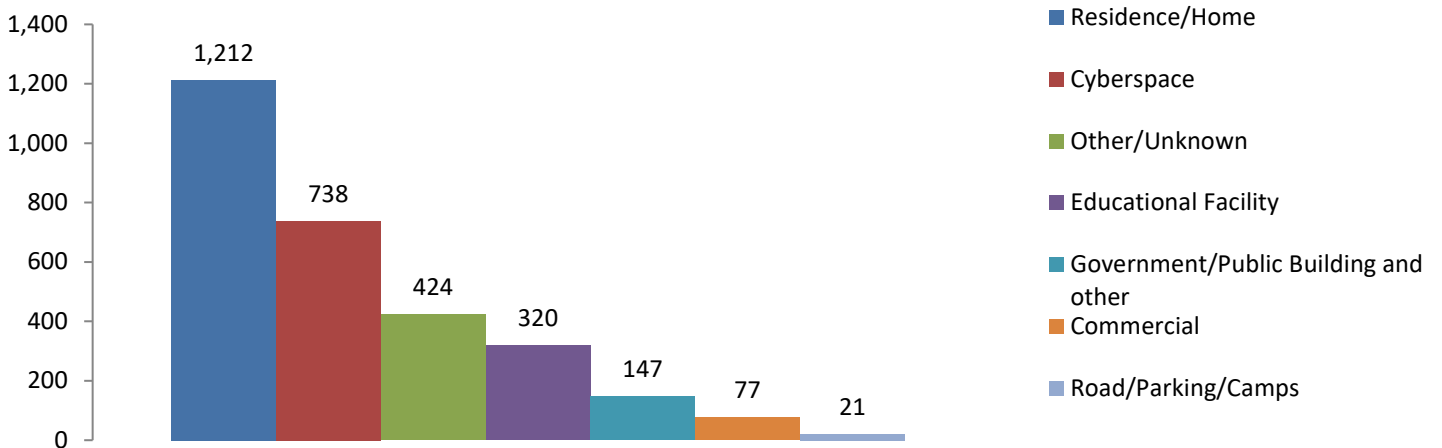
There were 2,940 pornography/obscene material crimes reported by contributing agencies in 2023.

Number of Crimes by Criminal Activity Type

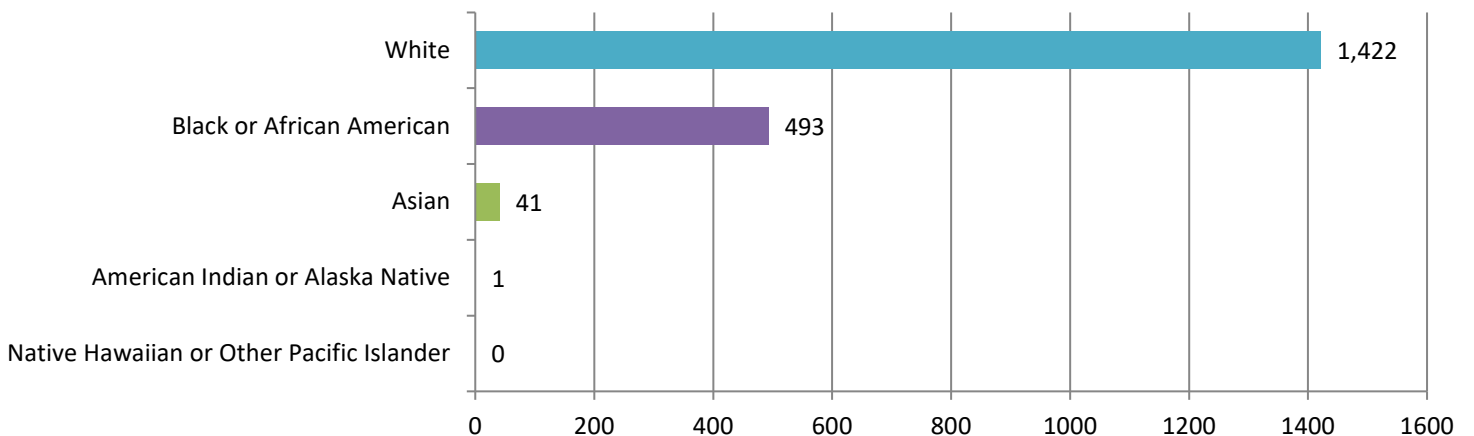
*Up to 3 criminal activities may be indicated per offense



Crimes by Location

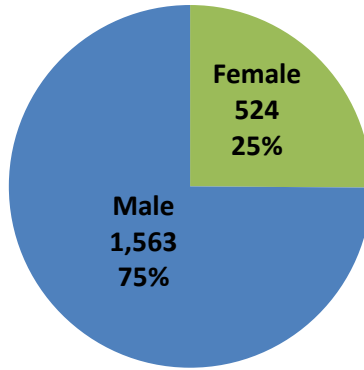


Number of Offenders by Known Race

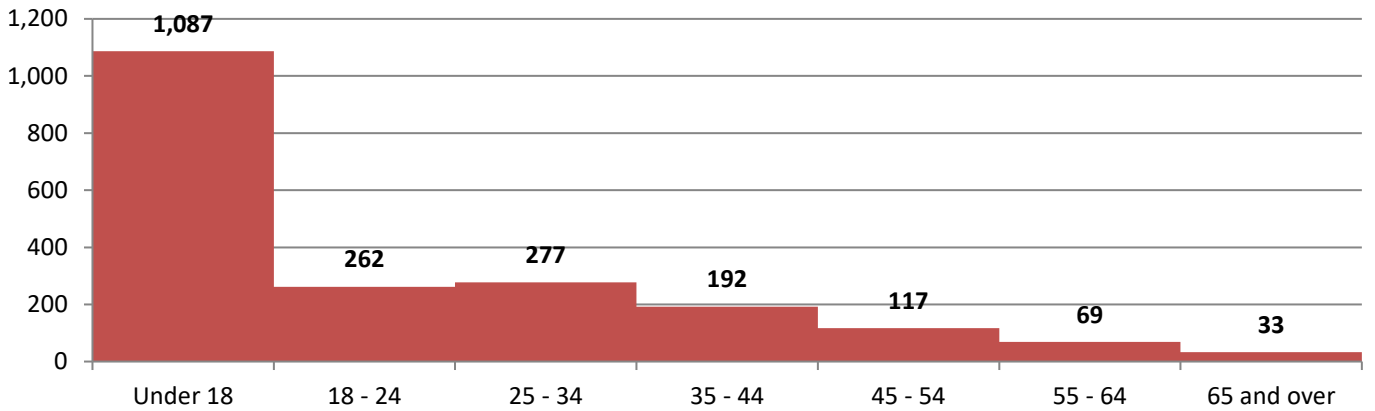


Pornography/Obscene Material

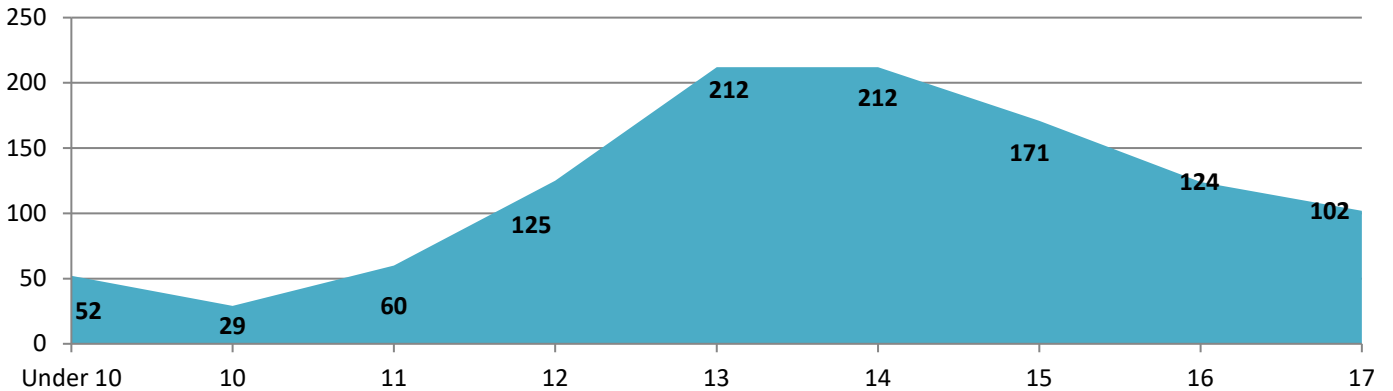
Number of Offenders by Known Sex



Number of Offenders by Age Range



Number of Juvenile Offenders by Age



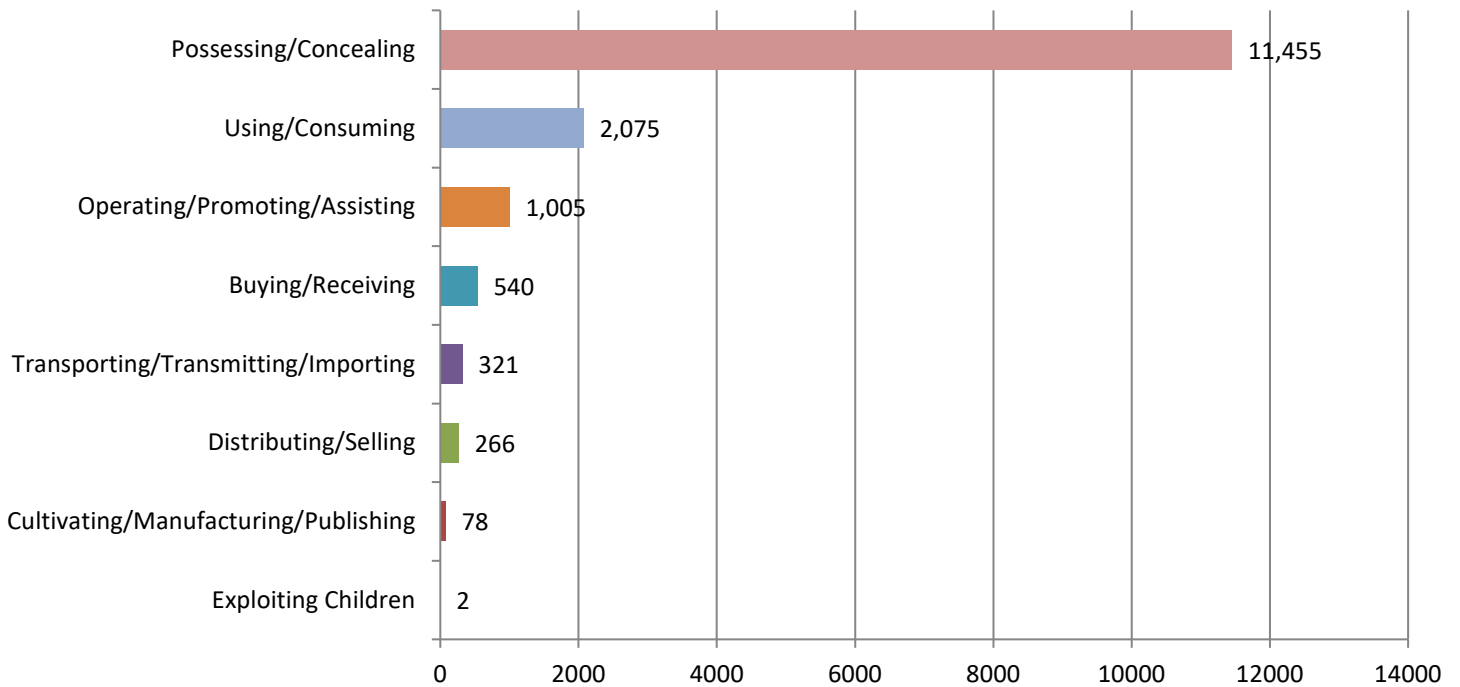
Weapons Law Violations

There were 15,342 weapon law violation crimes reported by contributing agencies in 2023.

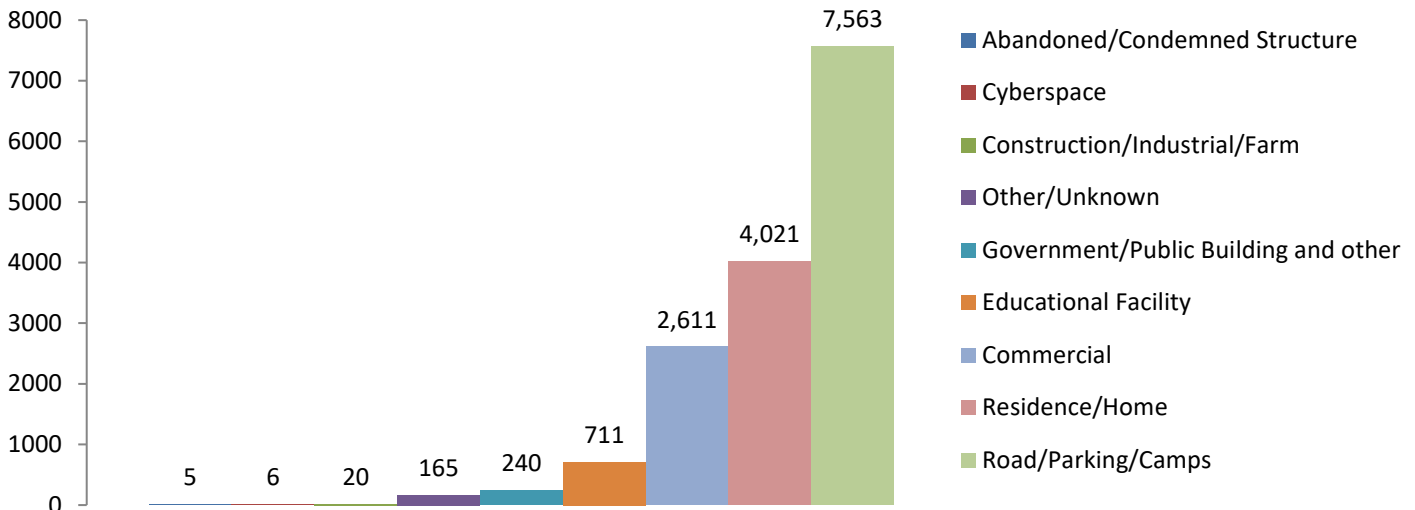
This offense includes violations such as the manufacture, sale, or possession of deadly weapons; carrying deadly weapons, concealed or openly; using, manufacturing, etc., silencers; and furnishing deadly weapons to minors. Incidents of brandishing may be have been submitted as an Aggravated Assault or a Weapons Law Violation; hence the addition of the details as it pertains to the crime of weapons law violation.

Number of Crimes by Criminal Activity Type

up to 3 types per offense

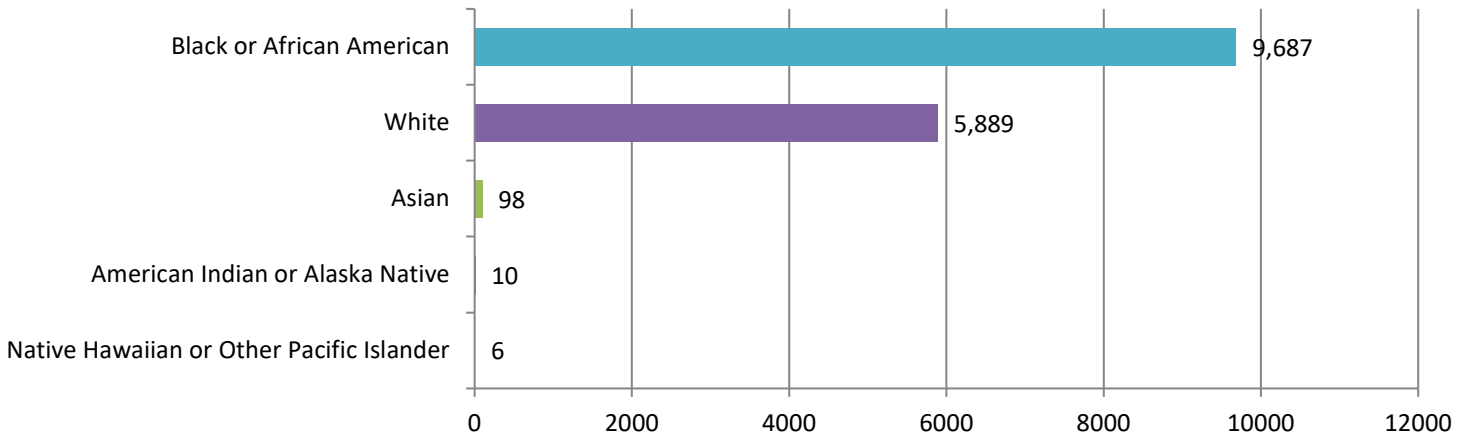


Crimes by Location

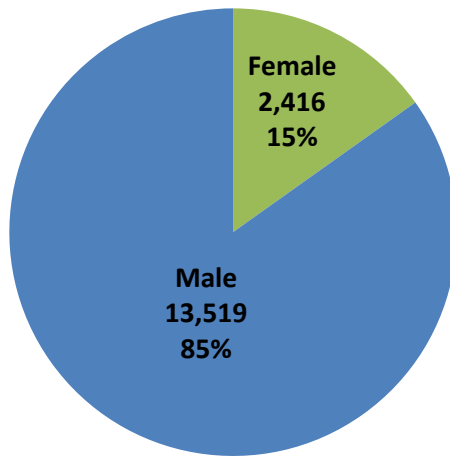


Weapons Law Violations

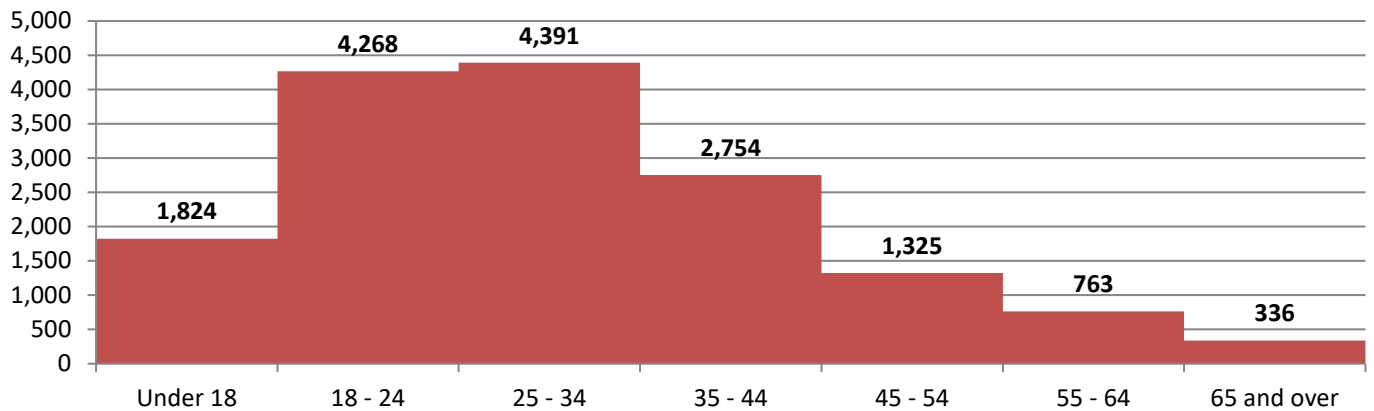
Number of Offenders by Known Race



Number of Offenders by Known Sex



Number of Offenders by Age Range



VIOLENT CRIME

Murder and Non-Negligent Manslaughter

Rape

Sodomy

Sexual Assault with Object

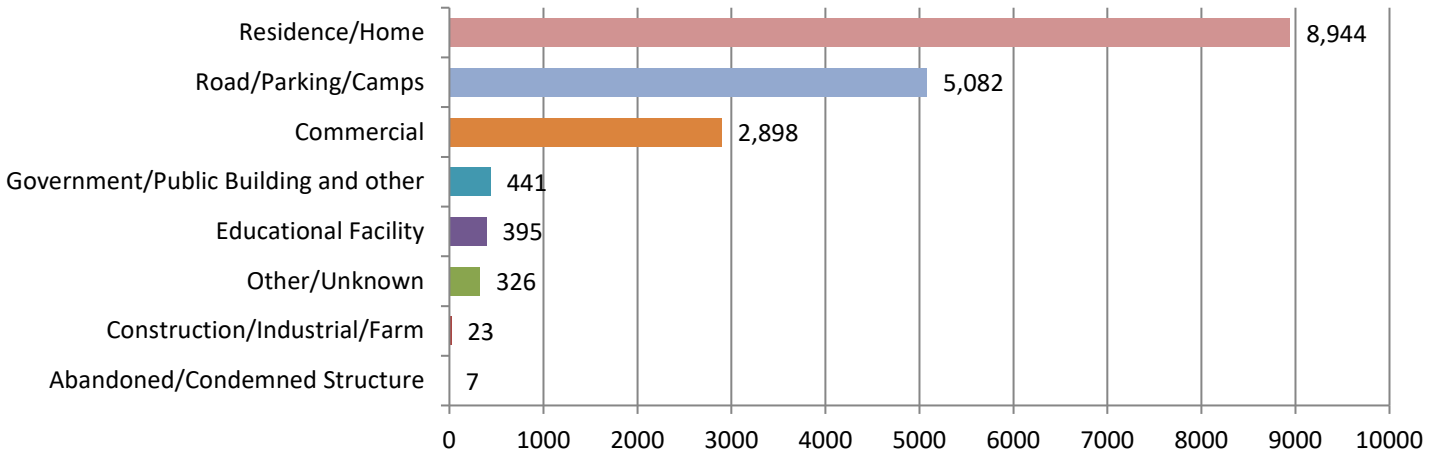
Aggravated Assault

Robbery

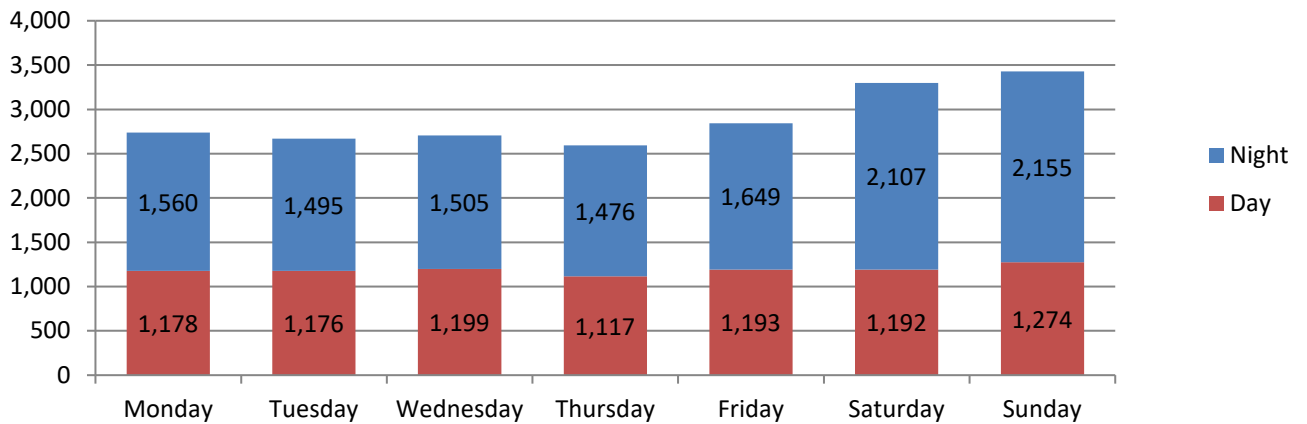
Violent Crime

Violent crimes include murder/non-negligent manslaughter, aggravated assault, forcible rape, forcible sodomy, sexual assault with an object, and robbery. In 2023, contributing agencies reported 18,116 violent offenses involving 20,824 individual victims.

Number of Offenses by Location Type



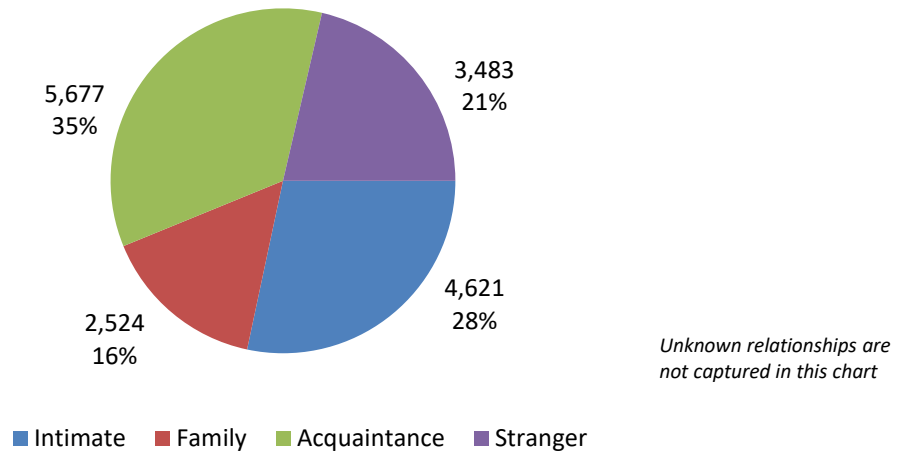
Number of Offenses by Known Day of Week & Time



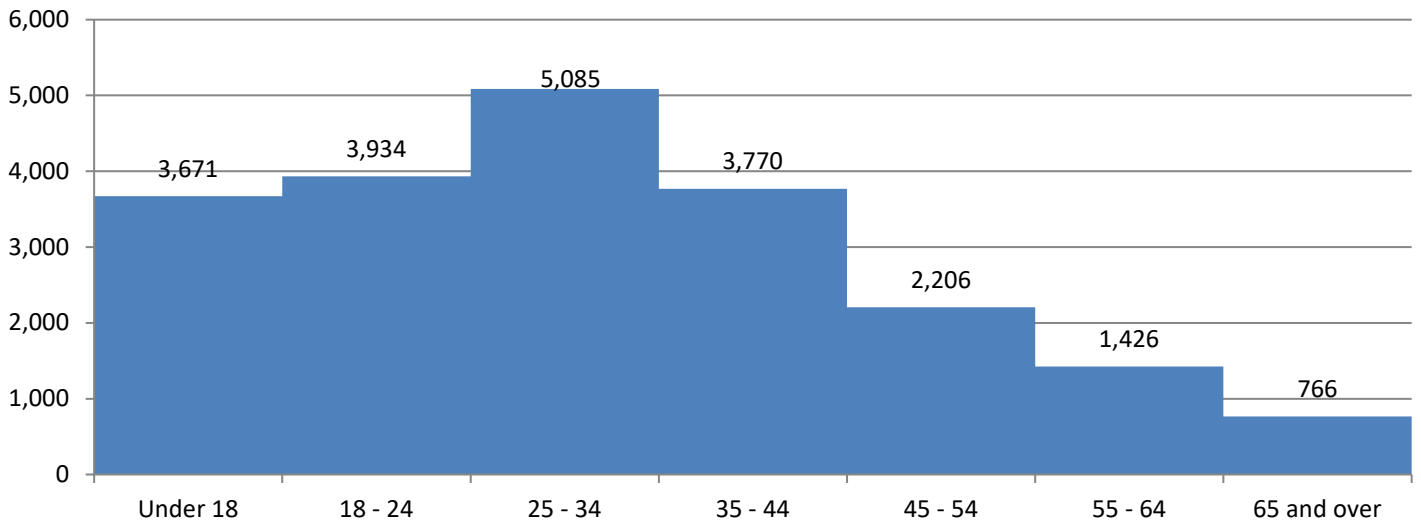
Offender Suspected of Using		
Offense Type	Alcohol	Drugs
Murder and Nonnegligent Manslaughter	20	19
Forcible Rape	179	86
Forcible Sodomy	31	22
Sexual Assault With An Object	31	14
Aggravated Assault	1,117	320
Robbery	57	53
Total	1,435	514

Violent Crime

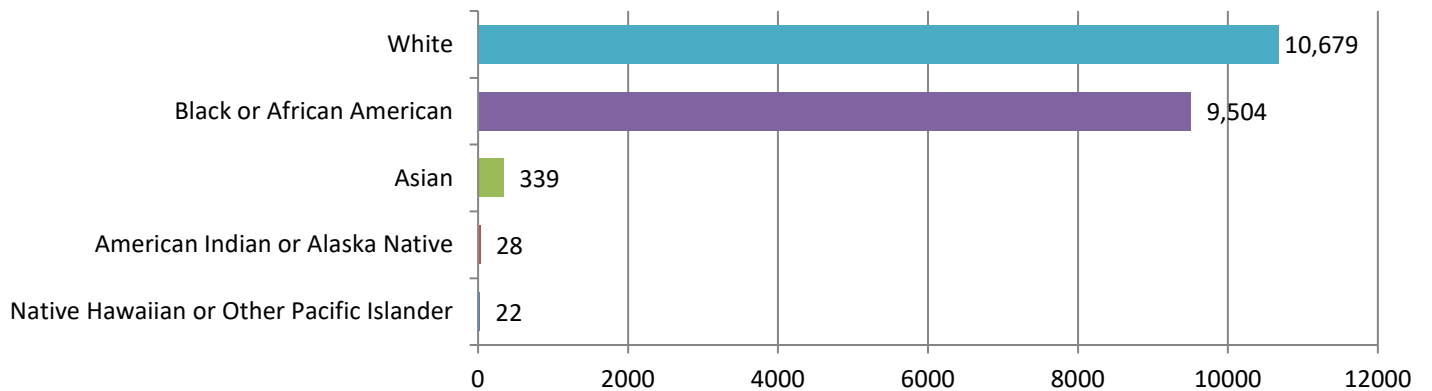
Known Victim to Offender Relationship



Number of Victims by Known Age

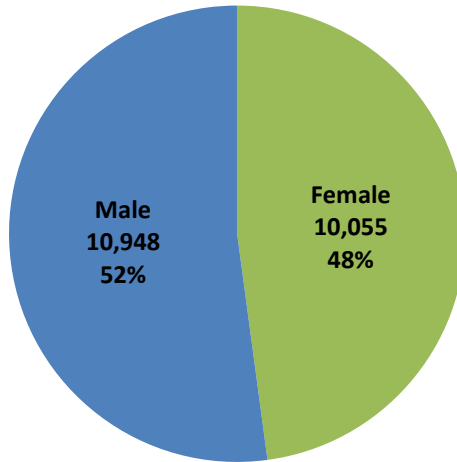


Number of Victims by Known Race



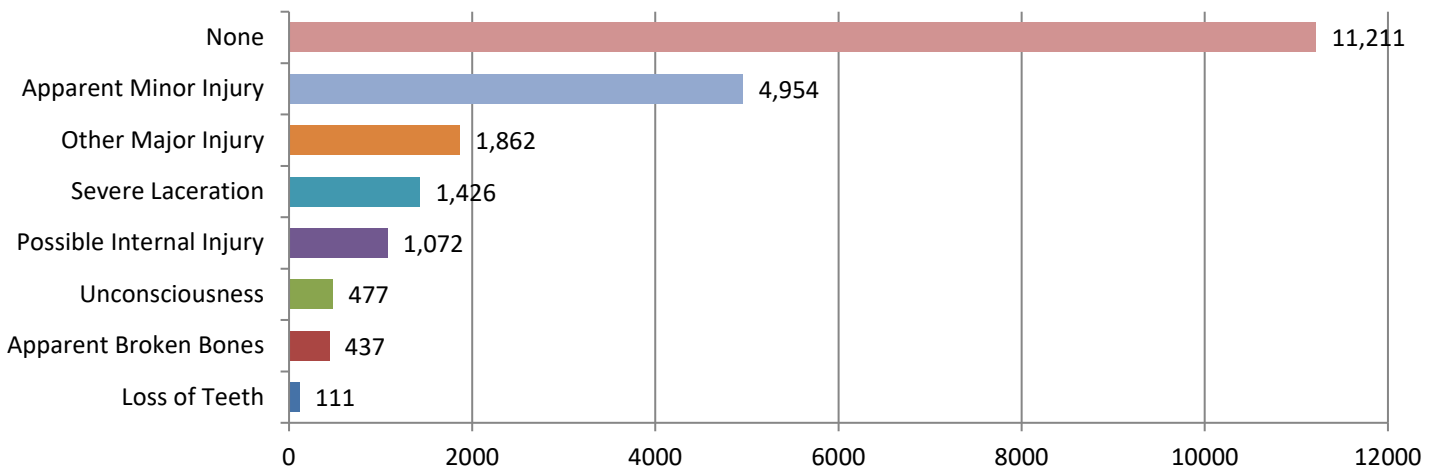
Violent Crime

Number of Victims by Known Sex



Number of Victims by Type of Injury

Up to 5 injuries may be listed per person

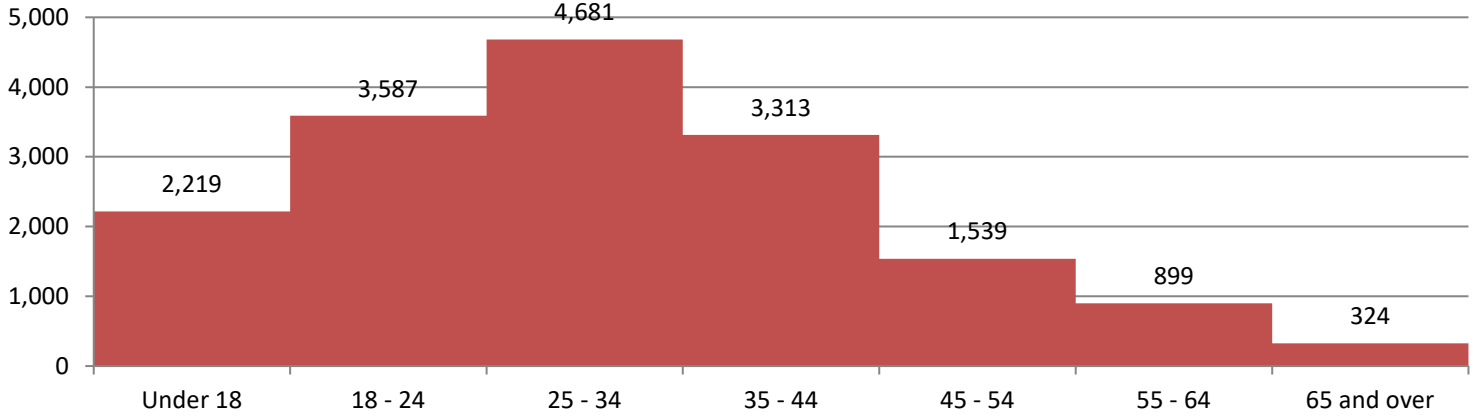


Type of Injury	Aggravated Assault	Robbery	Rape*
Apparent Broken Bones	418	17	2
Apparent Minor Injury	3,666	843	450
Loss of Teeth	105	5	1
None	6,659	2,653	1,902
Other Major Injury	1,764	69	29
Possible Internal Injury	808	48	217
Severe Laceration	1,356	66	5
Unconsciousness	447	13	17
Total	15,223	3,714	2,623

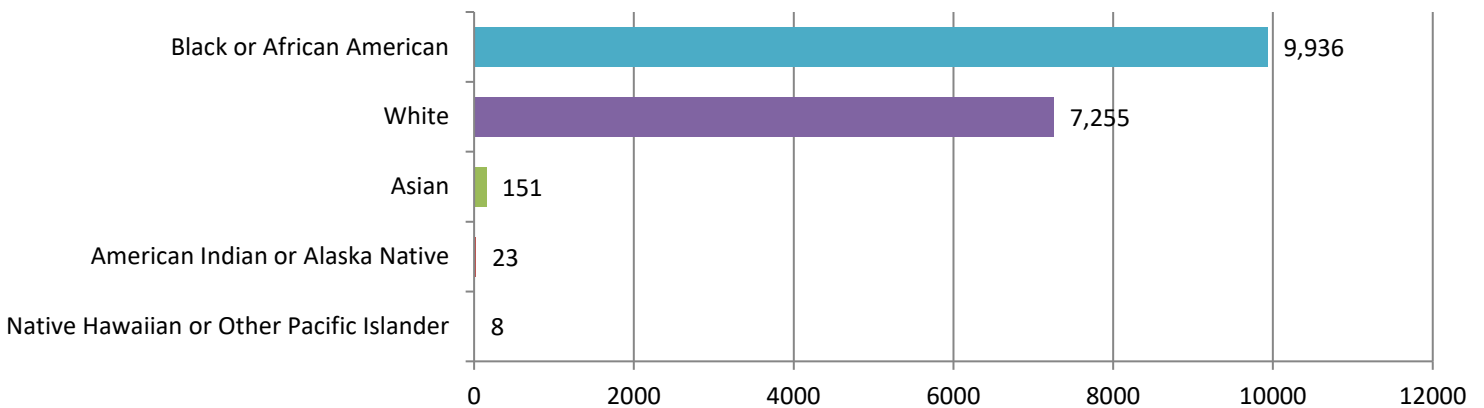
*Rape includes Forcible Rape, Forcible Sodomy, & Sexual Assault with an Object per FBI definition

Violent Crime

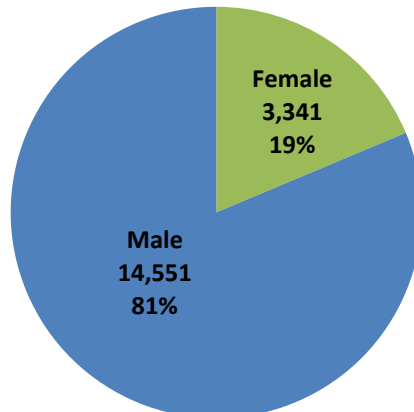
Number of Offenders by Known Age



Number of Offenders by Known Race



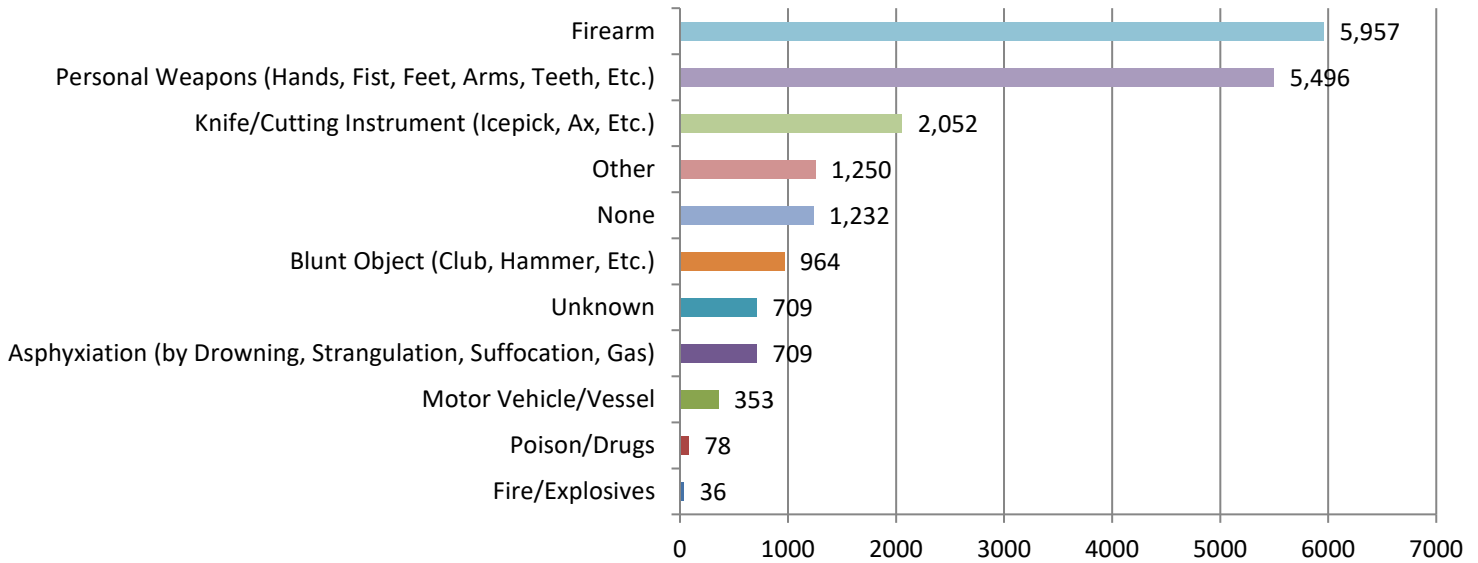
Number of Offenders by Known Sex



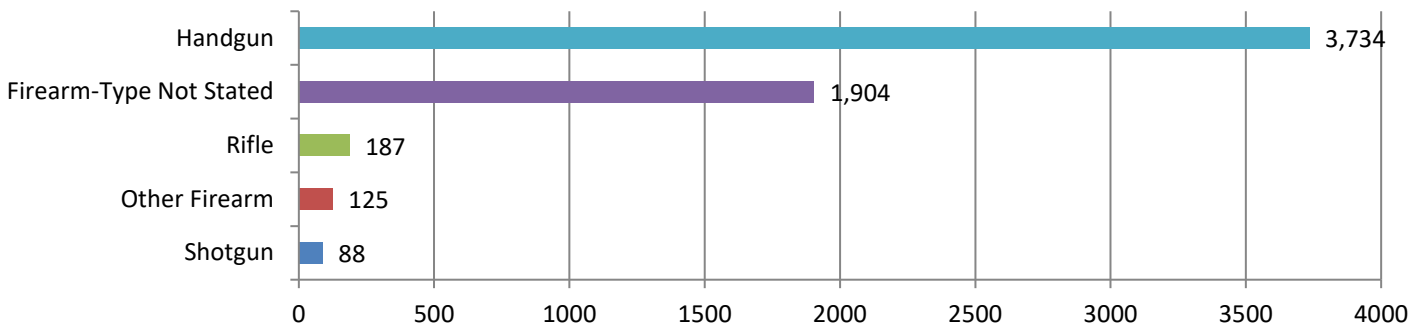
Violent Crime

Number of Crimes by Weapon/Force Involved

Up to 3 types may be listed per offense



Violent Crimes by Type of Firearm Involved



Type of Weapon/Force Involved	Murder/Non-Negligent Manslaughter		Aggravated Assault		Robbery	Total
		Rape**				
Asphyxiation	1	7	699	2	709	
Blunt Object	13	16	870	65	964	
Fire/Explosives	2	2	31	1	36	
Firearm	399	40	4,112	1,406	5,957	
Knife/Cutting Instrument	33	26	1,650	343	2,052	
Motor Vehicle/Vessel	5		345	3	353	
None		622	333	277	1,232	
Other	9	98	1,031	112	1,250	
Personal Weapons*	13	1,589	2,842	1,052	5,496	
Poison/Drugs	4	16	57	1	78	
Unknown	13	238	336	122	709	

*Hands, Fists, Feet, Arms, Teeth, Etc.

**Rape includes Forcible Rape, Forcible Sodomy, & Sexual Assault with an Object per FBI definition

HATE CRIME

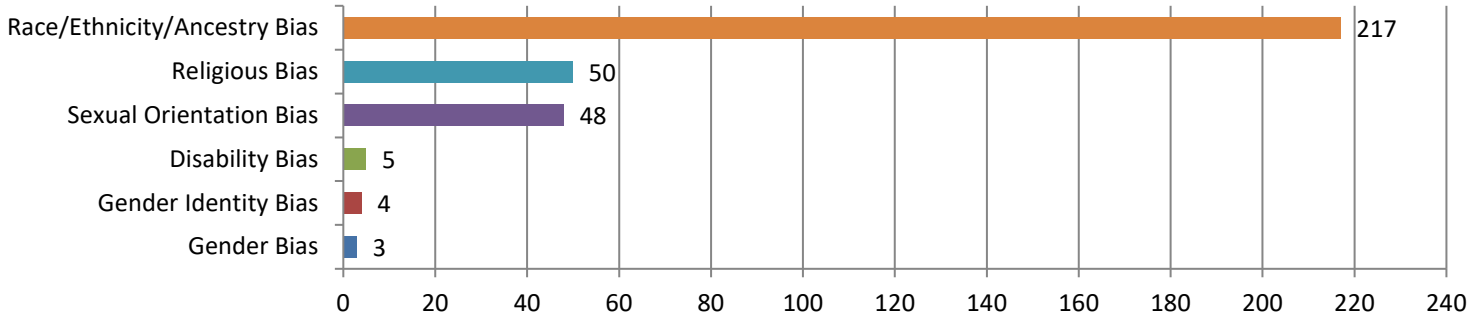
Hate crimes are not separate, distinct offenses, but rather reported crimes motivated by the offender's bias. Because of the difficulty of ascertaining the offender's subjective motivation, bias is reported only if the investigation reveals sufficient information to lead a reasonable and prudent person to conclude that the offender's actions were motivated, in whole or in part, by bias against race, religion, disability, ethnicity or sexual orientation.

Hate Crimes

There were 271 hate crime incidents, including 275 offenses with 325 victims reported by contributing agencies in 2023. Victims may also include Businesses or Religious Organizations, but are not included in demographic information.

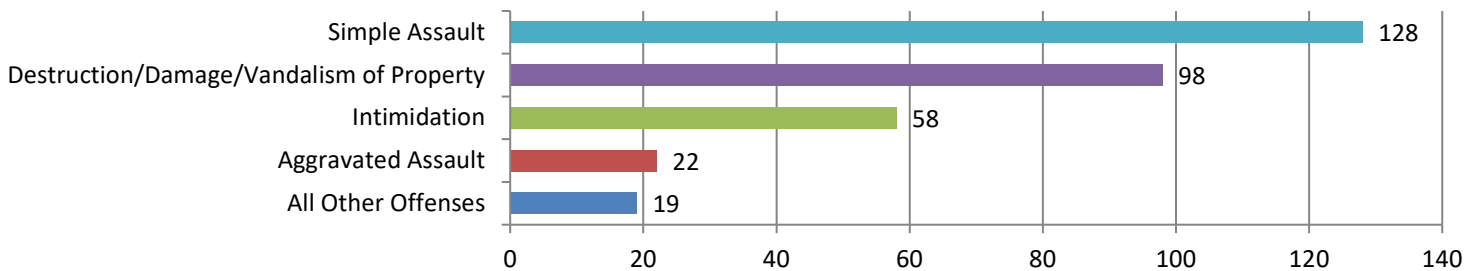
Number of Hate Crimes by Type of Bias

*up to 5 bias motivations can be listed per offense



Number of Hate Crimes by Offense Type

*up to 5 bias motivations can be listed per offense



Hate Crimes by Specific Bias Type

Race/Ethnicity/Ancestry Bias

Anti-Black or African American	127
Anti-Other Race/Ethnicity/Ancestry	26
Anti-Hispanic or Latino	23
Anti-White	21
Anti-Asian	12
Anti-Multiple Races, Group	9
Anti-Hindu	2
Anti-American Indian or Alaska Native	1
Anti-Arab	1

Disability Bias

Anti-Mental Disability	4
Anti-Physical Disability	1

Religious Bias

Anti-Jewish	33
Anti-Islamic (Muslim)	9
Anti-Other Religion	5
Anti-Multiple Religions, Group	1

Gender Bias

Anti-Female	2
Anti-Male	1

Sexual Orientation Bias

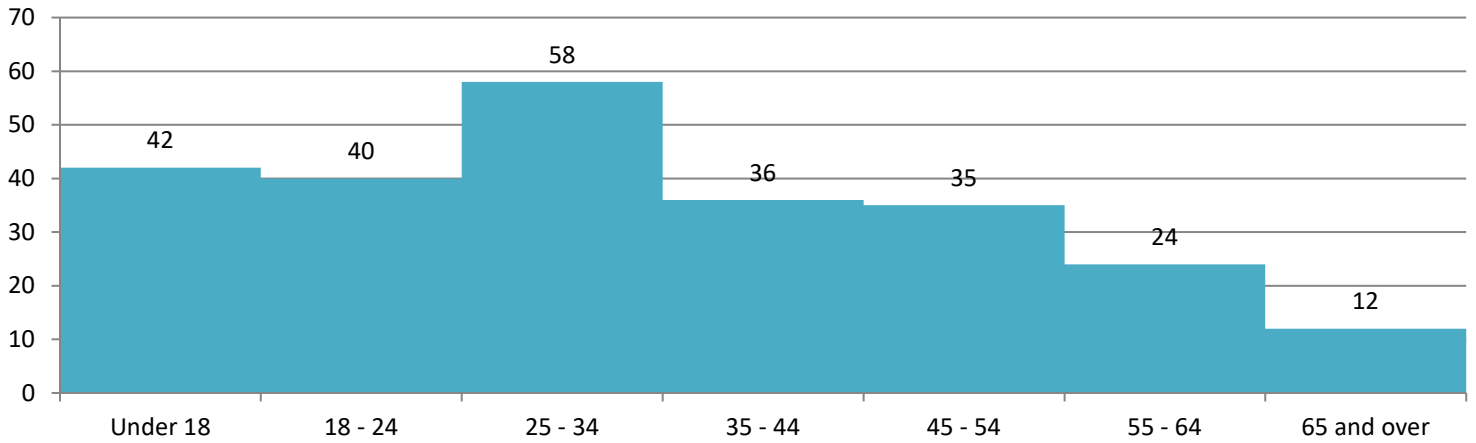
Anti-Lesbian/Gay/Bisexual/Transgender	22
Anti-Gay	21
Anti-Lesbian	3
Anti-Bisexual	2
Anti-Heterosexual	1

Gender Identity Bias

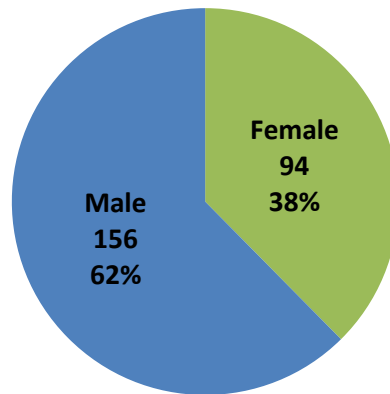
Anti-Transgender	4
------------------	---

Hate Crimes

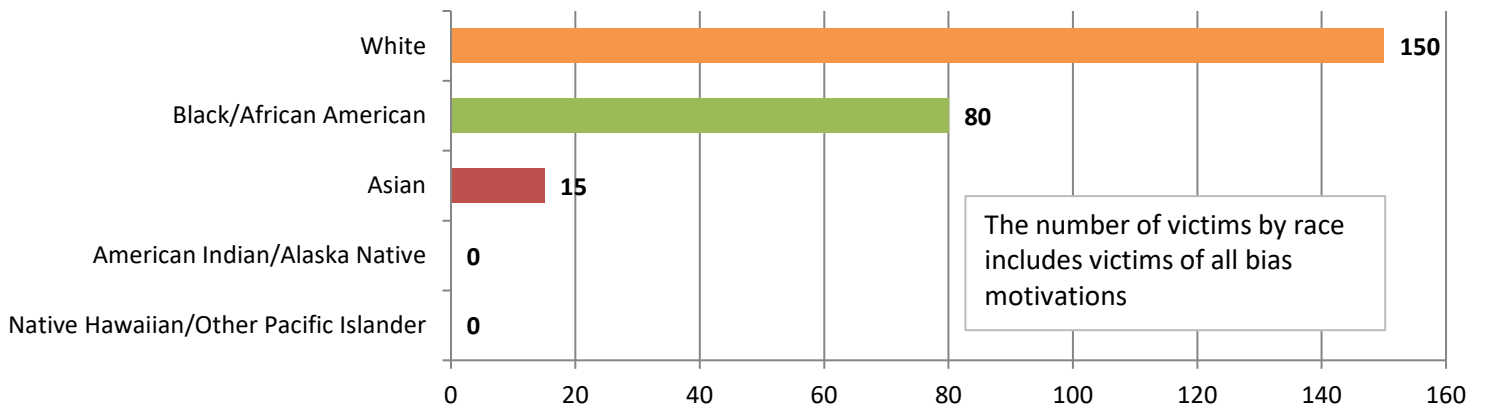
Number of Victims by Known Age



Number of Victims by Known Sex



Number of Victims by Known Race



The number of victims by race includes victims of all bias motivations

Hate Crime Individual Victims by Type of Bias

<i>Race/Ethnicity/Ancestry Bias</i>	Female			Male		
Race	Under 18	18 to 34	Over 34	Under 18	18 to 34	Over 34
White	6	11	22	13	21	28
Black or African American	2	10	14	4	18	18
Asian		2	2	1		6

<i>Religious Bias</i>	Female			Male		
Race	Under 18	18 to 34	Over 34	Under 18	18 to 34	Over 34
White	1	6	3	4	6	7
Black or African American		1	1			
Asian					2	2

<i>Sexual Orientation Bias</i>	Female			Male		
Race	Under 18	18 to 34	Over 34	Under 18	18 to 34	Over 34
White	2	4	1	2	10	6
Black or African American	1	3			3	3
Asian	1			1	1	

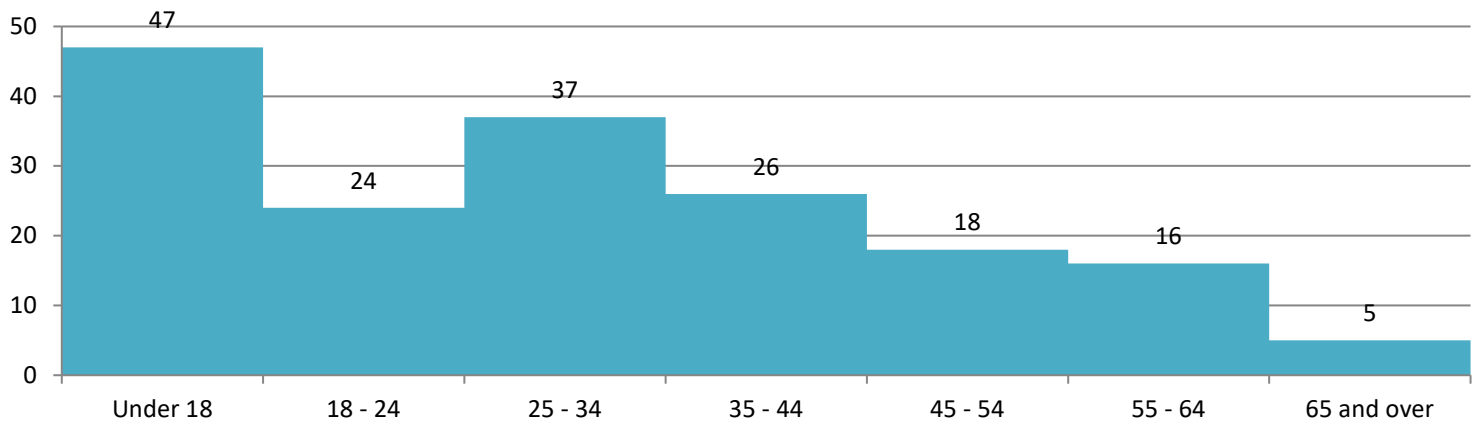
<i>Disability Bias</i>	Female			Male		
Race	Under 18	18 to 34	Over 34	Under 18	18 to 34	Over 34
White	2		1	1		
Black or African American				1		

<i>Gender Bias</i>	Female			Male		
Race	Under 18	18 to 34	Over 34	Under 18	18 to 34	Over 34
White		1				1

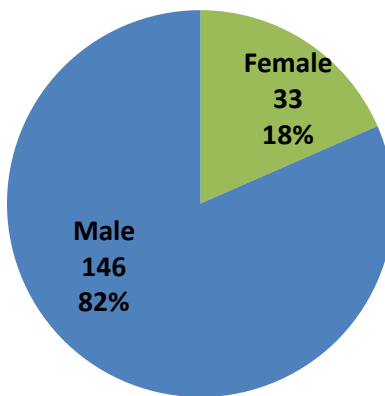
<i>Gender Identity Bias</i>	Female			Male		
Race	Under 18	18 to 34	Over 34	Under 18	18 to 34	Over 34
White					1	
Black or African American					1	1

Hate Crimes

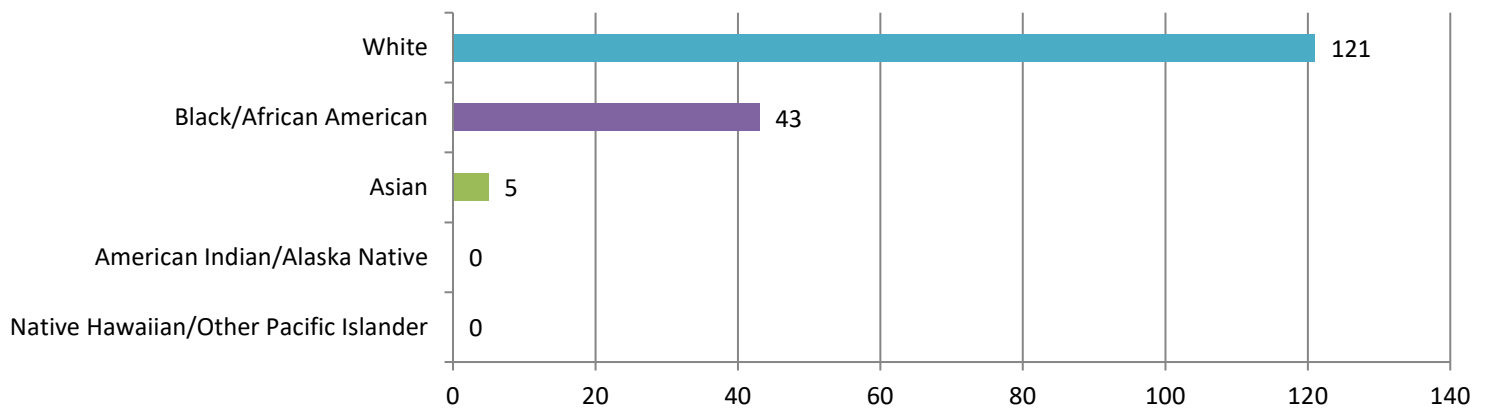
Number of Offenders by Known Age



Number of Offenders by Known Sex



Number of Offenders by Known Race



Hate Crime Known Offenders by Type of Bias

<i>Race/Ethnicity/Ancestry Bias</i>	Female			Male		
Race	Under 18	18 to 34	Over 34	Under 18	18 to 34	Over 34
White	2	2	9	16	24	36
Black or African American		4	10	6	10	11
Asian					1	2

<i>Religious Bias</i>	Female			Male		
Race	Under 18	18 to 34	Over 34	Under 18	18 to 34	Over 34
White	1	3		4	4	6
Black or African American		2		1		

<i>Sexual Orientation Bias</i>	Female			Male		
Race	Under 18	18 to 34	Over 34	Under 18	18 to 34	Over 34
White	1	2	2	4	7	7
Black or African American		1		2	2	
American Indian or Alaska Native			2	1		

<i>Disability Bias</i>	Female			Male		
Race	Under 18	18 to 34	Over 34	Under 18	18 to 34	Over 34
White				2		
Black or African American				1		

<i>Gender Bias</i>	Female			Male		
Race	Under 18	18 to 34	Over 34	Under 18	18 to 34	Over 34
White						2

<i>Gender Identity Bias</i>	Female			Male		
Race	Under 18	18 to 34	Over 34	Under 18	18 to 34	Over 34
White					2	

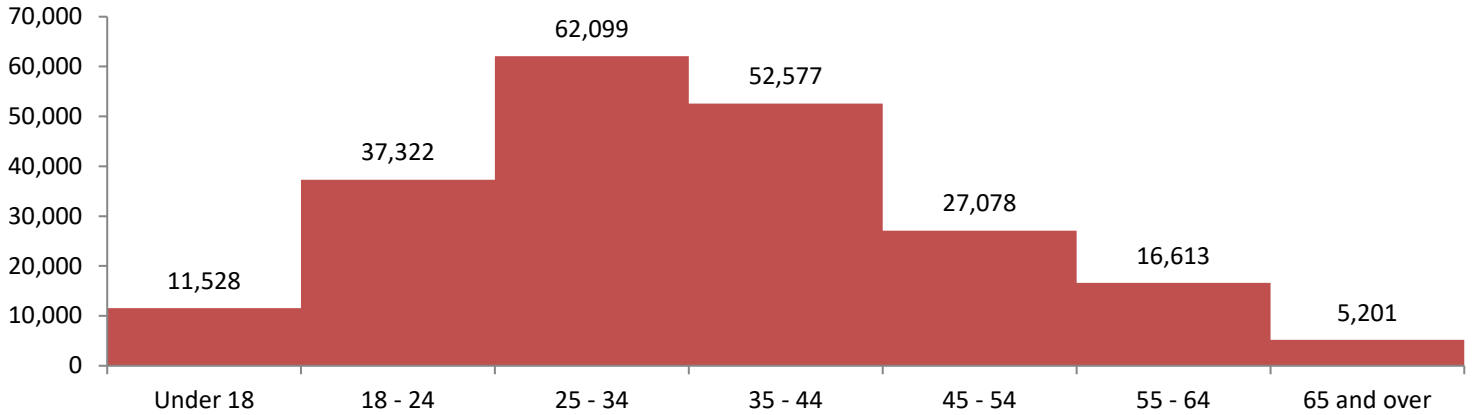
ARRESTS

For IBR purposes, agencies are instructed to count one arrest each time an individual is issued a summons or taken into custody for committing one or more offenses. A juvenile arrest is counted when an offense is committed and the circumstances are such that if the juvenile had been an adult, an arrest would have been made.

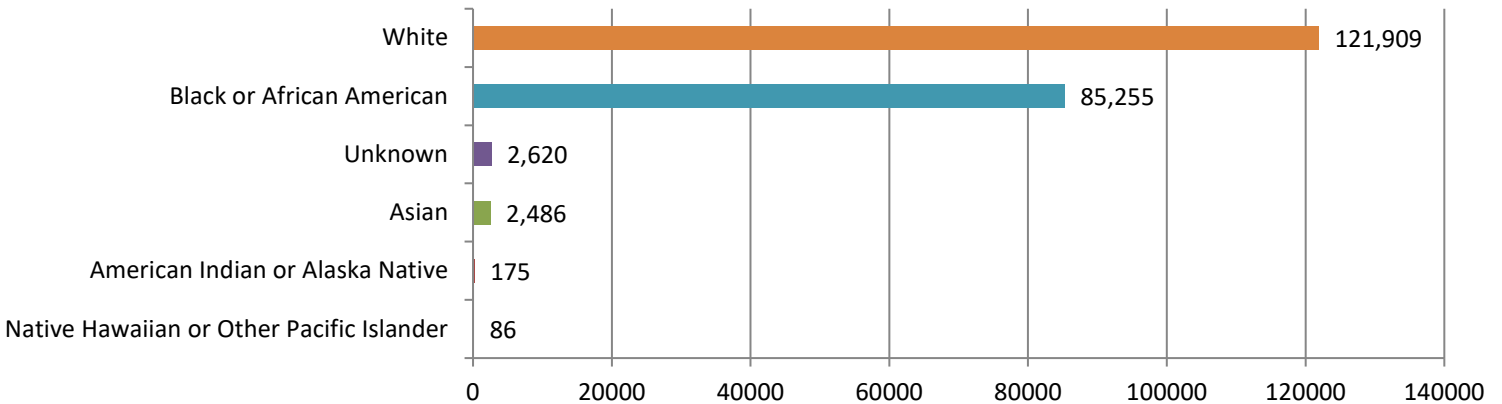
Arrest Data

In 2023, there were a total of 212,531 arrests for both Group A and Group B offenses. It should be remembered that arrest figures cannot directly be compared to offense figures. Several persons could be arrested for the same offense or the arrest of one person could solve several offenses. For IBR purposes, agencies are instructed to count one arrest each time an individual is issued a summons or taken into custody for committing one or more offenses. A juvenile arrest is counted when an offense is committed and the circumstances are such that if the juvenile had been an adult, an arrest would have been made.

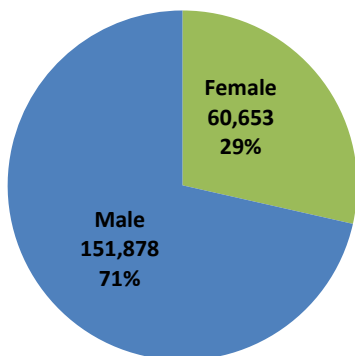
Number of All Arrestees by Age Range



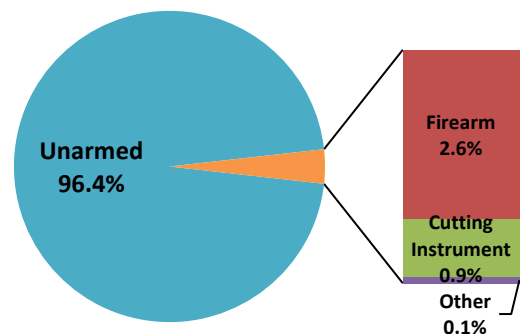
Number of All Arrestees by Race



Number of All Arrestees by Sex



Percent of Arrestees Armed With Weapon



All Arrests by Offense Type

Group A Arrests	Number of Arrestees	Crimes Against Person Arrestees Percent
Crimes Against Person		
Simple Assault	29,643	73.8%
Aggravated Assault	5,793	14.4%
Intimidation	1,997	5.0%
Kidnapping/Abduction	1,191	3.0%
Forcible Fondling	527	1.3%
Murder and Nonnegligent Manslaughter	400	1.0%
Forcible Rape	273	0.7%
Forcible Sodomy	131	0.3%
Sexual Assault With An Object	82	0.2%
Statutory Rape	61	0.2%
Negligent Manslaughter	40	0.1%
Human Trafficking, Commercial Sex Acts	15	0.0%
Incest	4	0.0%
Human Trafficking, Involuntary Servitude	0	0.0%
Total Crimes Against Person	40,157	100.0%

Group A Arrests	Number of Arrestees	Crimes Against Property Arrestees Percent
Crimes Against Property		
Shoplifting	10,895	28.5%
All Other Larceny	8,887	23.2%
False Pretenses/Swindle/Confidence Game	3,919	10.3%
Destruction/Damage/Vandalism of Property	3,612	9.4%
Burglary/Breaking & Entering	1,818	4.8%
Motor Vehicle Theft	1,458	3.8%
Robbery	1,221	3.2%
Counterfeiting/Forgery	1,176	3.1%
Stolen Property Offenses	1,053	2.8%
Embezzlement	854	2.2%
Impersonation	762	2.0%
Theft From Building	608	1.6%
Pocket-picking	503	1.3%
Identity Theft	421	1.1%
Theft From Motor Vehicle	323	0.8%
Credit Card/Automatic Teller Fraud	266	0.7%
Arson	185	0.5%
Theft of Motor Vehicle Parts/Accessories	105	0.3%
Extortion/Blackmail	49	0.1%
Theft From Coin Operated Machine or Device	29	0.1%
Wire Fraud	23	0.1%
Welfare Fraud	22	0.1%
Purse-snatching	20	0.1%
Bribery	14	0.0%
Hacking/Computer Invasion	9	0.0%
Total Crimes Against Property	38,232	100.0%

All Arrests by Offense Type

Group A Arrests	Number of Arrestees	Crimes Against Society Arrestees Percent
Crimes Against Society		
Drug/Narcotic Violations	15,984	69.8%
Weapon Law Violations	5,647	24.7%
Pornography/Obscene Material	390	1.7%
Animal Cruelty	327	1.4%
Drug Equipment Violations	313	1.4%
Assisting or Promoting Prostitution	87	0.4%
Prostitution	75	0.3%
Purchasing Prostitution	49	0.2%
Betting/Wagering	8	0.0%
Gambling Equipment Violations	4	0.0%
Operating/Promoting/Assisting Gambling	4	0.0%
Sports Tampering	0	0.0%
Total Crimes Against Society	22,888	100.0%

Group B Arrests	Number of Arrestees	Group B Arrestees Percent
All Other Offenses	67,246	60.4%
Driving Under the Influence	18,509	16.6%
Disorderly Conduct	14,660	13.2%
Trespass of Real Property	7,341	6.6%
Liquor Law Violations	1,951	1.8%
Family Offenses (Nonviolent)	1,254	1.1%
Curfew/Loitering/Vagrancy Violations	214	0.2%
Driving Under the Influence - Marijuana	79	0.1%
Group B Total	111,254	100.0%

Number of Arrestees by Offense & Age Range

Group A Arrests	Under 18	18 - 24	25 - 34	35 - 44	45 - 54	55 - 64	65 and over
Crimes Against Person							
Murder and Nonnegligent Manslaughter	28	148	102	68	29	15	10
Negligent Manslaughter		18	12	6	3	1	
Kidnapping/Abduction	40	248	425	287	113	59	19
Forcible Rape	18	71	80	57	28	13	6
Forcible Sodomy	22	18	19	35	18	12	7
Sexual Assault With An Object	9	13	20	20	10	7	3
Forcible Fondling	60	52	121	119	71	67	37
Incest	1			1	1		1
Statutory Rape	5	39	11	3		1	2
Aggravated Assault	425	1,127	1,824	1,353	600	339	124
Simple Assault	2,529	5,012	8,777	7,074	3,423	2,036	780
Intimidation	262	327	576	440	207	143	41
Human Trafficking, Commercial Sex Acts	1	1	3	4	4	2	
Human Trafficking, Involuntary Servitude							

Crimes Against Person Total	3,400	7,074	11,970	9,467	4,507	2,695	1,030
------------------------------------	--------------	--------------	---------------	--------------	--------------	--------------	--------------

Group A Arrests	Under 18	18 - 24	25 - 34	35 - 44	45 - 54	55 - 64	65 and over
Crimes Against Property							
Arson	30	28	47	40	19	16	5
Bribery		1	5	5	2	1	
Burglary/Breaking & Entering	199	352	478	463	216	95	15
Counterfeiting/Forgery	12	256	378	282	136	99	12
Destruction/Damage/Vandalism of Property	404	802	1,073	738	311	207	76
Embezzlement	17	217	263	204	102	39	11
Extortion/Blackmail	4	11	17	12	4	1	
False Pretenses/Swindle/Confidence Game	23	739	1,156	960	552	361	125
Credit Card/Automatic Teller Fraud	19	61	69	74	30	10	3
Impersonation	30	147	251	210	80	40	4
Welfare Fraud	1	1	7	8	3	2	
Wire Fraud		2	12	4	3	2	
Identity Theft	8	80	141	124	49	18	
Hacking/Computer Invasion		1	3	4	1		
Robbery	232	361	314	194	75	41	4
Pocket-picking	49	122	127	106	50	41	8
Purse-snatching	2	1	5	5	1	5	1
Shoplifting	534	2,135	2,915	2,455	1,563	1,047	244
Theft From Building	50	111	162	128	101	47	8
Theft From Coin Operated Machine or Device		1	14	11	3		
Theft From Motor Vehicle	46	96	92	44	29	13	3
Theft of Motor Vehicle Parts/Accessories	1	16	31	30	21	5	1
All Other Larceny	1,321	1,850	2,295	1,752	920	600	146
Motor Vehicle Theft	267	300	365	316	135	61	12
Stolen Property Offenses	163	300	273	195	88	29	5

Crimes Against Property Total	3,412	7,991	10,493	8,364	4,494	2,780	683
--------------------------------------	--------------	--------------	---------------	--------------	--------------	--------------	------------

Number of Arrestees by Offense & Age Range

Group A Arrests	Under 18	18 - 24	25 - 34	35 - 44	45 - 54	55 - 64	65 and over
Crimes Against Society							
Drug/Narcotic Violations	850	2,795	4,603	4,363	2,178	1,014	180
Drug Equipment Violations	15	35	102	92	48	14	7
Betting/Wagering	1	2		3	1	1	
Operating/Promoting/Assisting Gambling			1	3			
Gambling Equipment Violations		2	1		1		
Sports Tampering							
Pornography/Obscene Material	72	69	97	68	39	29	16
Prostitution		9	25	24	10	5	2
Assisting or Promoting Prostitution		11	29	23	13	10	1
Purchasing Prostitution		9	10	17	8	4	1
Weapon Law Violations	466	1,838	1,685	934	394	243	85
Animal Cruelty	1	48	88	75	44	39	32
Crimes Against Society Total	1,405	4,818	6,641	5,602	2,736	1,359	324
Total Group A Arrests	8,217	19,883	29,104	23,433	11,737	6,834	2,037

Group B Arrests	Under 18	18 - 24	25 - 34	35 - 44	45 - 54	55 - 64	65 and over
All Other Offenses	2,238	10,073	20,273	18,216	9,261	5,391	1,749
Curfew/Loitering/Vagrancy Violations	187	5	3	6	6	4	3
Disorderly Conduct	165	2,289	4,201	3,742	2,204	1,674	379
Driving Under the Influence	106	3,146	5,941	4,619	2,460	1,635	578
Driving Under the Influence - Marijuana	1	21	22	18	10	5	2
Family Offenses (Nonviolent)	75	110	377	416	197	61	18
Liquor Law Violations	171	648	370	340	181	179	61
Trespass of Real Property	368	1,147	1,808	1,787	1,022	830	374
Group B Arrests Total	3,311	17,439	32,995	29,144	15,341	9,779	3,164

All Arrests by Race

Group A Arrest Offense	White	Black / African American	American Indian / Alaska Native	Asian	Native Hawaiian/ Other Pacific Islander	Unknown
Crimes Against Person						
Murder and Nonnegligent Manslaughter	99	294		3		4
Negligent Manslaughter	24	15				1
Kidnapping/Abduction	600	564	3	18		6
Forcible Rape	148	116		5		4
Forcible Sodomy	91	35		4		1
Sexual Assault With An Object	59	21		2		
Forcible Fondling	342	157	1	18	1	8
Incest	4					
Statutory Rape	35	22		1		3
Aggravated Assault	2,676	3,016	5	47	1	48
Simple Assault	15,548	13,358	35	432	20	250
Intimidation	1,030	917	1	31	1	17
Human Trafficking, Commercial Sex Acts	6	8		1		
Human Trafficking, Involuntary Servitude						
Crimes Against Persons Total	20,662	18,523	45	562	23	342

Group A Arrest Offense	White	Black / African American	American Indian / Alaska Native	Asian	Native Hawaiian/ Other Pacific Islander	Unknown
Crimes Against Property						
Arson	102	78		2	1	2
Bribery	6	8				
Burglary/Breaking & Entering	1,035	745		23	1	14
Counterfeiting/Forgery	631	503	2	24		16
Destruction/Damage/Vandalism of Property	2,006	1,534	2	44		26
Embezzlement	441	389		16		8
Extortion/Blackmail	29	16		1		3
False Pretenses/Swindle/Confidence Game	1,817	1,993	8	52	1	48
Credit Card/Automatic Teller Fraud	164	97		2		3
Impersonation	435	310	1	9	1	6
Welfare Fraud	18	4				
Wire Fraud	16	7				
Identity Theft	224	191	1	1		4
Hacking/Computer Invasion	3	6				
Robbery	328	876	1	11		5
Pocket-picking	233	254		12		4
Purse-snatching	16	4				
Shoplifting	5,687	4,973	7	116	9	103
Theft From Building	369	231		2	1	5
Theft From Coin Operated Machine or Device	13	13				3
Theft From Motor Vehicle	183	136		2		2
Theft of Motor Vehicle Parts/Accessories	70	33				2
All Other Larceny	4,716	3,863	5	252	1	50
Motor Vehicle Theft	769	676	1	6		6
Stolen Property Offenses	410	636	1	4		2
Crimes Against Property Total	19,721	17,576	29	579	15	312

All Arrests by Race

Group A Arrest Offense	White	Black / African American	American Indian / Alaska Native	Asian	Native Hawaiian/ Other Pacific Islander	Unknown
Crimes Against Society						
Drug/Narcotic Violations	10,356	5,411	6	101	3	107
Drug Equipment Violations	255	53		3	1	1
Betting/Wagering	5	3				
Operating/Promoting/Assisting Gambling	1	2	1			
Gambling Equipment Violations	1	2		1		
Sports Tampering						
Pornography/Obscene Material	298	74		13		5
Prostitution	35	22		17		1
Assisting or Promoting Prostitution	36	37		14		
Purchasing Prostitution	32	12		2		3
Weapon Law Violations	1,783	3,792	2	24	2	44
Animal Cruelty	197	122		3	1	4
Crimes Against Society Total	12,999	9,530	9	178	7	165

Group B Arrest	White	Black / African American	American Indian / Alaska Native	Asian	Native Hawaiian/ Other Pacific Islander	Unknown
All Other Offenses	39,909	25,647	38	526	22	1,104
Curfew/Loitering/Vagrancy Violations	102	105		2		5
Disorderly Conduct	10,026	4,251	14	182	6	181
Driving Under the Influence	12,577	5,255	28	304	10	335
Driving Under the Influence - Marijuana	46	32	1			
Family Offenses (Nonviolent)	532	707		6		9
Liquor Law Violations	1,472	381	4	36	1	57
Trespass of Real Property	3,863	3,248	7	111	2	110
Group B Arrest Total	68,527	39,626	92	1,167	41	1,801

All Arrests by Sex

Group A Arrest Offense	Female	Male
Crimes Against Person		
Murder and Nonnegligent Manslaughter	52	348
Negligent Manslaughter	6	34
Kidnapping/Abduction	143	1,048
Forcible Rape	3	270
Forcible Sodomy	2	129
Sexual Assault With An Object	2	80
Forcible Fondling	25	502
Incest		4
Statutory Rape	6	55
Aggravated Assault	1,220	4,573
Simple Assault	10,477	19,166
Intimidation	470	1,527
Human Trafficking, Commercial Sex Acts		15
Human Trafficking, Involuntary Servitude		
Crimes Against Persons Total	12,406	27,751

Group A Arrest Offense	Female	Male
Crimes Against Property		
Arson	43	142
Bribery	1	13
Burglary/Breaking & Entering	305	1,513
Counterfeiting/Forgery	355	821
Destruction/Damage/Vandalism of Property	876	2,736
Embezzlement	400	454
Extortion/Blackmail	9	40
False Pretenses/Swindle/Confidence Game	1,295	2,624
Credit Card/Automatic Teller Fraud	101	165
Impersonation	221	541
Welfare Fraud	18	4
Wire Fraud	4	19
Identity Theft	137	284
Hacking/Computer Invasion	4	5
Robbery	162	1,059
Pocket-picking	167	336
Purse-snatching	6	14
Shoplifting	4,814	6,081
Theft From Building	185	423
Theft From Coin Operated Machine or Device	2	27
Theft From Motor Vehicle	29	294
Theft of Motor Vehicle Parts/Accessories	13	92
All Other Larceny	3,359	5,528
Motor Vehicle Theft	328	1,130
Stolen Property Offenses	197	856
Crimes Against Property Total	13,031	25,201

All Arrests by Sex

Group A Arrest Offense	Female	Male
Crimes Against Society		
Drug/Narcotic Violations	4,392	11,592
Drug Equipment Violations	101	212
Betting/Wagering	2	6
Operating/Promoting/Assisting Gambling		4
Gambling Equipment Violations	1	3
Sports Tampering		
Pornography/Obscene Material	36	354
Prostitution	41	34
Assisting or Promoting Prostitution	47	40
Purchasing Prostitution	1	48
Weapon Law Violations	612	5,035
Animal Cruelty	148	179
Crimes Against Society Total	5,381	17,507

Group B Arrest Offense	Female	Male
All Other Offenses	19,053	48,193
Curfew/Loitering/Vagrancy Violations	81	133
Disorderly Conduct	3,193	11,467
Driving Under the Influence	4,581	13,928
Driving Under the Influence - Marijuana	21	58
Family Offenses (Nonviolent)	457	797
Liquor Law Violations	544	1,407
Trespass of Real Property	1,905	5,436
Group B Arrests Total	29,835	81,419

Gang Related Criminal Information*

State Code	Arrests
§18.2-46.2 Prohibited criminal street gang participation.	55
§18.2-46.3 Recruitment of persons for criminal street gang; penalty.	7
§18.2-46.3:1 Third or subsequent conviction of criminal street gang crimes.	0
§18.2-46.3:3 Enhanced punishment for gang activity taking place in a school zone; penalties.	0
§18.2-55.1 Hazing of youth gang members unlawful; criminal liability.	0

** § 52-28.1. Reporting gang related criminal information; inclusion in annual Crime in Virginia report. The Department of State Police shall include arrest statistics for violation of §§ 18.2-46.2, 18.2-46.3, 18.2-46.3:1, 18.2-46.3:3, and 18.2-55.1 in the annual Crime in Virginia report."*

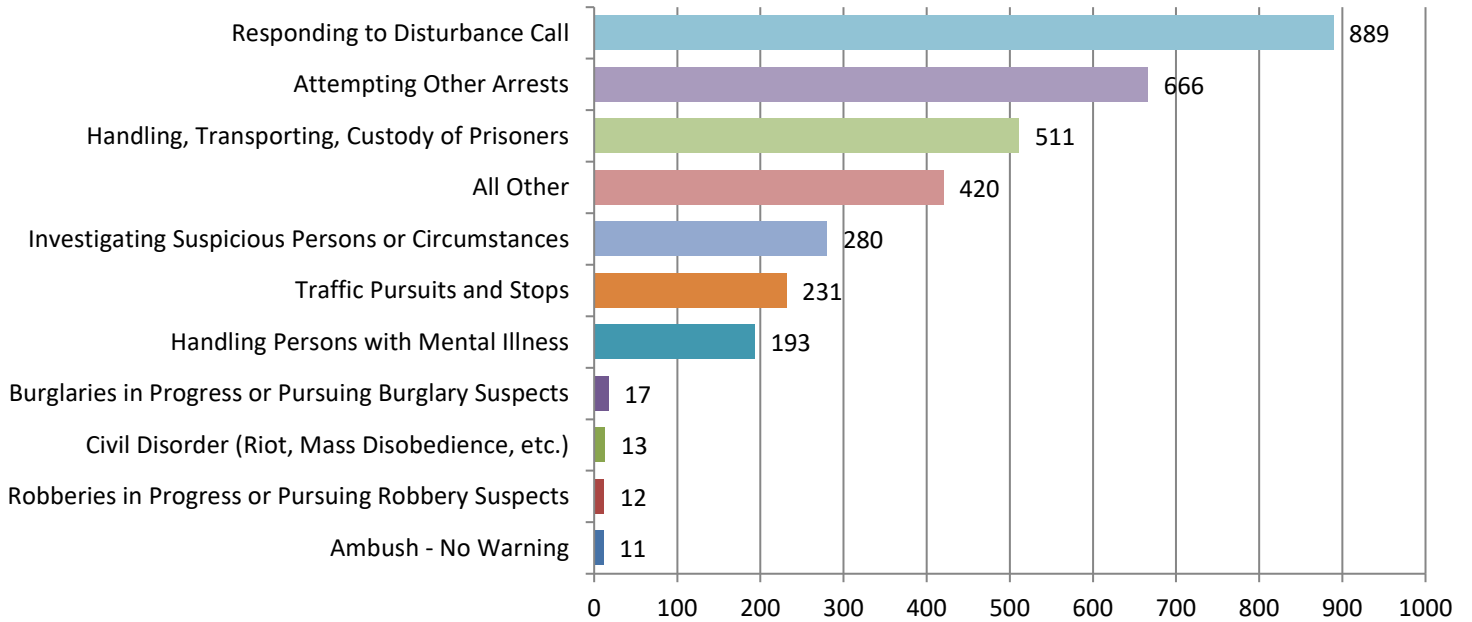
LAW ENFORCEMENT OFFICERS KILLED AND ASSAULTED

Through the Incident Based Reporting program, additional information is collected on law enforcement officers assaulted and feloniously killed in the line of duty.

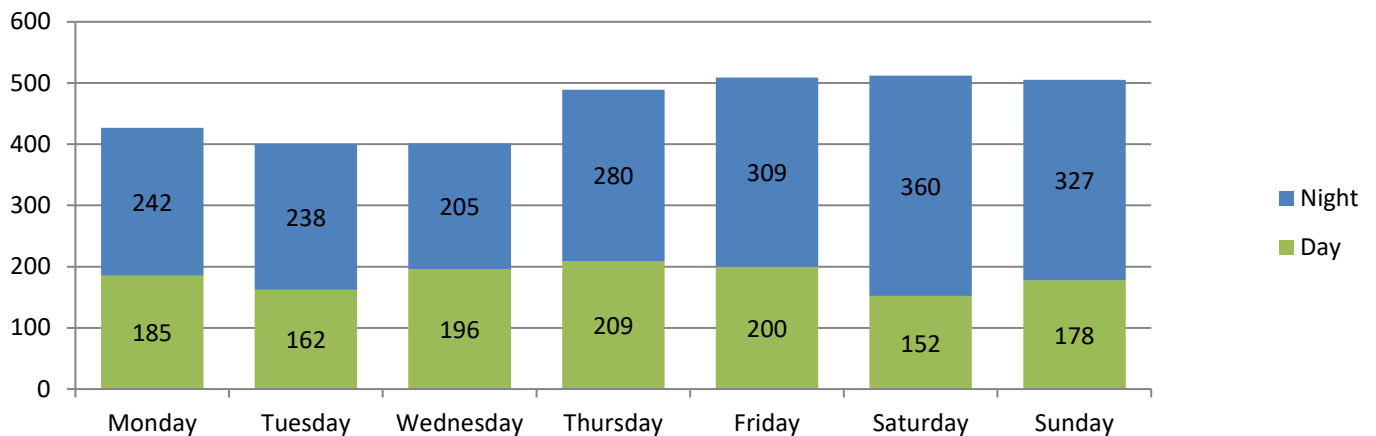
Law Enforcement Officers Killed or Assaulted

Through the Incident Based Reporting program, additional information is collected on law enforcement officers assaulted and feloniously killed in the line of duty. During 2023, contributing agencies reported that one officer was feloniously killed in the line of duty and there were 3,243 other assaults on officers. A new method of data aggregation reflects a higher number than reported in previous years. Additional information pertaining to law enforcement officers killed and assaulted is contained in an annual summary published by the FBI's National Uniform Crime Reporting Program.

Number of Victims by Officer Activity Type

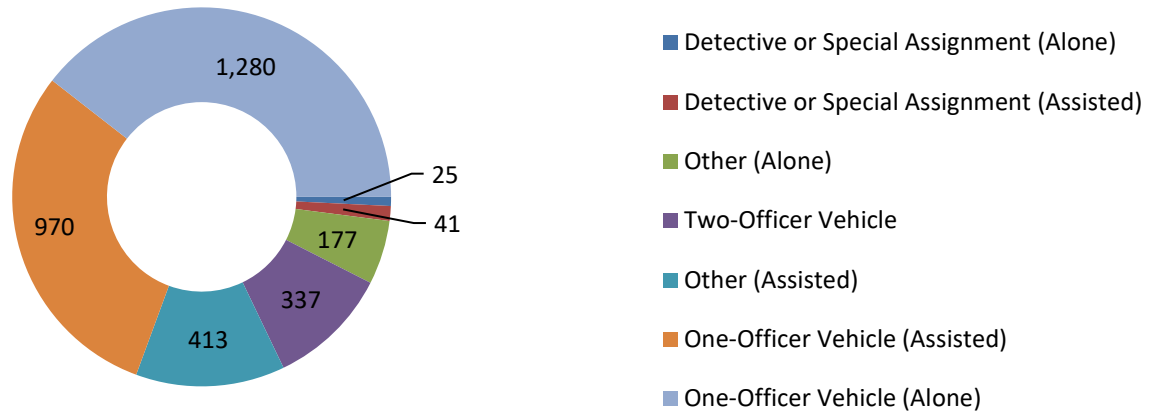


Number of Offenses by Day of Week and Time



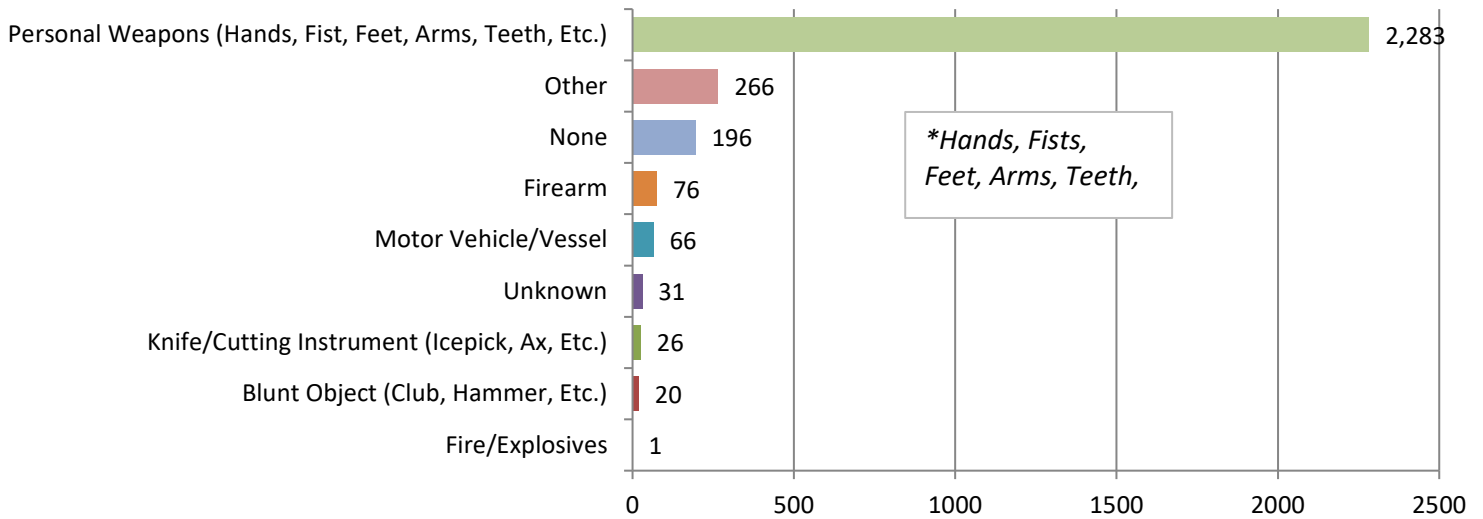
Law Enforcement Officers Killed or Assaulted

Number of Victims by Officer Assignment



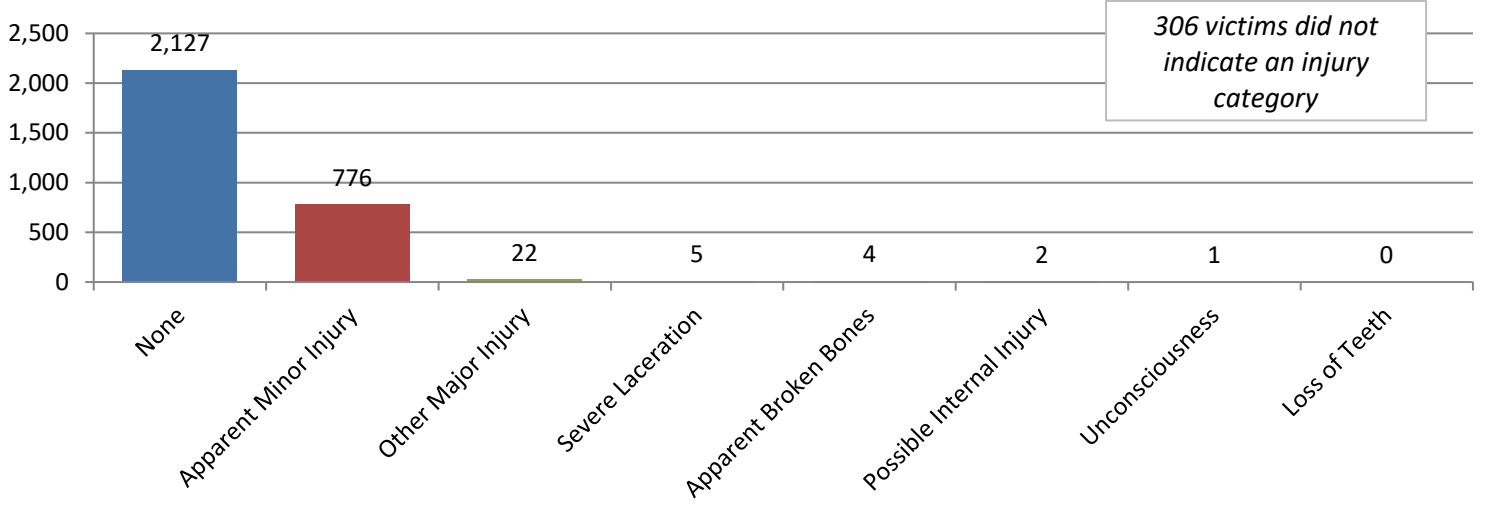
Number of Victims by Type of Weapon/Force Used

up to 3 types per offense



Number of Victims by Type of Injury

up to 5 injuries may be listed per person (murder offenses do not capture injury type)



OFFICER INVOLVED SHOOTINGS

The 2016 session of the General Assembly passed an amendment adding § 52-28.2 which specifies the reporting requirement for all Officer Involved Shootings.

Officer-Involved Shootings 2023

The 2016 session of the General Assembly passed an amendment adding § 52-28.2 which specifies the reporting requirement for all Officer Involved Shootings.

§ 52-28.2. Reporting of officer-involved shootings; inclusion in annual Crime in Virginia report. The Department of State Police shall include any officer-involved shooting and whether such shooting was determined to be justified in the annual Crime in Virginia report.

Incident Date	Town, City Or County of Offense	Agency of Officer Involved	# Fatalities	# Injuries	Status
January 9, 2023	Richmond	Richmond Police Department	1		Justified
January 11, 2023	Hampton	Hampton Police Division	1		Justified
		Chesapeake City Sheriff's Office			
January 25, 2023	Roanoke	Roanoke City Police Department		1	Justified
January 25, 2023	New Castle	Craig County Sheriff's Office	1		Justified
		Virginia State Police			
February 1, 2023	Virginia Beach	Virginia Beach Police Department	1		Justified
February 2, 2023	Lousia	Goochland County Sheriff's Office		1	Justified
February 3, 2023	Lynchburg	Lynchburg Police Department	1		Justified
February 22, 2023	McLean	Fairfax County Police Department	1		Pending
February 28, 2023	Charlottesville	Albemarle County Police Department	1		Justified
March 4, 2023	Virginia Beach	Virginia Beach Police Department		1	Pending
March 19, 2023	Glen Allen	Henrico Police Department		1	Justified
March 25, 2023	Gloucester	Gloucester County Sheriff's Office	1		Justified
March 31, 2023	Richmond	Richmond Police Department	1		Justified
April 5, 2023	Prince William	Fairfax County Police Department		1	Justified
		Virginia State Police			
April 15, 2023	Amelia	Virginia State Police	1		Justified
April 22, 2023	Hampton	Hampton Police Division		1	Justified
April 22, 2023	Richmond	Richmond Police Department		1	Justified
May 2, 2023	Richmond	Richmond Police Department		1	Justified
May 6, 2023	Harrisonburg	Harrisonburg Police Department		1	Justified
May 11, 2023	Alexandria	Fairfax County Police Department	1		Pending
May 12, 2023	Lynchburg	Lynchburg Police Department		1	Justified
June 1, 2023	Amherst	Amherst County Sheriff's Office	1		Justified
June 4, 2023	Harrisonburg	Rockingham County Sheriff's Office	1		Justified
June 28, 2023	Portsmouth	Portsmouth Police Department	1		Justified
June 30, 2023	Clifton Forge	Clifton Forge Police Department	1		Justified
July 8, 2023	Richmond	Chesterfield County Police Department	1		Pending
July 19, 2023	Rockingham	Rockingham County Sheriff's Office	1		Justified
July 21, 2023	Fredericksburg	Fredericksburg Police Department	1		Justified
August 30, 2023	Hopewell	Hopewell Police Department	1		Justified
September 27, 2023	Lynchburg	Lynchburg Police Department		1	Justified
October 4, 2023	Ashland	Hanover County Sheriff's Office		1	Justified
October 19, 2023	Portsmouth	Portsmouth Police Department		1	Pending
November 10, 2023	Lynchburg	Lynchburg Police Department		1	Justified
December 3, 2023	Roanoke	Roanoke City Police Department	1		Justified
December 6, 2023	Richmond	Richmond Police Department		1	Justified
December 8, 2023	Clifton Forge	Clifton Forge Police Department		1	Justified
December 16, 2023	Stafford	Stafford County Sheriff's Office	1		Pending
December 17, 2023	Strasburg	Strasburg Police Department	1		Justified
December 19, 2023	Newport News	Newport News Police Department		1	Justified
December 30, 2023	Suffolk	Suffolk Police Department		1	Justified

LAW ENFORCEMENT EMPLOYEES

Officer counts are inclusive of all full-time, sworn personnel that possess full arrest powers, and carry a weapon. Their primary duties include responding to routine calls for police service, emergency situations, or crime scenes; performing routine patrol; rendering emergency services, enforcing criminal laws and traffic regulations; and investigating violations of criminal laws and traffic accidents. These employees' salaries are paid from law enforcement funds. In addition, correctional officers and police cadets should only be included in the officer counts if they are sworn and possess full arrest powers.


Civilian counts are inclusive of all full-time employees of the agency, i.e., dispatchers, clerks, and meter attendants. These employees' salaries are paid from law enforcement funds. Furthermore, correctional officers or jailers that have no police or arrest powers outside the jail, should be counted as civilians as long as their salaries are paid from the funds of the law enforcement agency.

Full-Time Law Enforcement Employees as of October 31, 2023

Agency Type	Full Time Officer		Full Time Civilian		Total
	Male	Female	Male	Female	
County Total (Towns included)	9,959	1,889	676	1,941	14,465
City Total	5,870	1,564	443	1,401	9,278
Other Agency Total	1,545	311	150	193	2,199
College & University Total	584	117	245	209	1,155
Virginia State Police	1,752	136	262	500	2,650
TOTAL	19,710	4,017	1,776	4,244	29,747

There is 1 sworn full time law enforcement officer per 367 people in the Commonwealth of Virginia.

Additional agencies have been included in this count that are not represented in previous years. This total represents 363 law enforcement agencies.



The following section provides a link to specific crime data for each Virginia law enforcement agency.

VIRGINIA CRIME ONLINE

The Virginia State Police offers this site as a means to view and analyze crime data in the state. It is open to the public, law enforcement agencies, and internal staff.

Crime Data is continuously collected from all law enforcement agencies in the state, validated, and made available for reporting. Reports on this site are updated nightly, so the most recent content is always available. Data may therefore differ from what is published in annual reports.

Virginia Crime Online

Additional reports, some previously included in Crime In Virginia, are now available on Virginia Crime Online.

Data available includes Arrests by Jurisdiction and Offense and individual agency NIBRS Agency Crime Overviews.

To see online data, please select the 'Public-View Reporting Site' option at <https://va.beyond2020.com>



The screenshot shows the Virginia State Police website navigation menu. At the top left is the Virginia State Police logo, which features a circular seal with a figure holding a scale and a sword, surrounded by the text "VIRGINIA STATE POLICE" and "1789". To the right of the logo is the text "Virginia State Police". Below this is a navigation bar with three main sections: "Public" (blue header), "Law Enforcement Agency (LEA)" (green header), and "Admin" (orange header). Under the "Public" section, the link "View Reporting Site" is circled in red. Under the "LEA" section, there are two links: "View Reporting Site (Review Reports Here)" and "View Repository Site (Submit Data Files Here)". Under the "Admin" section, there is one link: "View Reporting Site".

The data is dynamic and may not match the static publication.