



COMMONWEALTH of VIRGINIA

Department of Criminal Justice Services

The Honorable Jackson H. Miller
Director

Tracy Louise Winn Banks, Esq.
Chief Deputy Director

Washington Building
1100 Bank Street
Richmond, Virginia 23219
(804) 786-4000
www.dcjs.virginia.gov

January 11, 2024

The Honorable Glenn Youngkin
Governor of Virginia
Patrick Henry Building
1111 East Broad Street
Richmond, VA 23219

The Honorable Luke E. Torian
Chairman, House Appropriations Committee
General Assembly Building
201 North 9th Street
Richmond, VA 23219

The Honorable L. Louise Lucas
Chairman, Senate Finance and
Appropriations Committee
General Assembly Building
201 North 9th Street
Richmond, VA 23219

Report on Pretrial Services Agencies

On behalf of the Secretary of Public Safety and Homeland Security, attached please find the **Report on Pretrial Services Agencies** in accordance with §19.2-152.7 of the *Code of Virginia*.

If you have any questions, please reach out to Jennifer MacArthur, Manager, Adult Justice Programs, Division of Programs and Services, at jennifer.macarthur@dcjs.virginia.gov or (804) 786-6534.

Sincerely,

A handwritten signature in black ink, appearing to read "Jackson H. Miller".

Jackson H. Miller
Director

Attachment

Report on Pretrial Services Agencies FY2023



Virginia Department of Criminal Justice Services

www.dcjs.virginia.gov

December 2023

Table of Contents

Preface.....	ii
Introduction	1
Pretrial Services Funding – FY2023	3
Pretrial Services Data Summary – FY2023	7
Pretrial Services Investigations	7
Pretrial Services Investigations: Risk Level.....	8
Pretrial Services Investigations: Race, Ethnicity, and Gender	8
Pretrial Services Supervision Placements	10
Pretrial Services Supervision Placements: Bond Type	11
Pretrial Services Supervision Placements: Average Daily Caseload	11
Pretrial Services Supervision Placements: Average Length of Supervision	12
Pretrial Services Supervision Placements: Risk Level.....	12
Pretrial Services Supervision Placements: Race, Ethnicity, and Gender	13
Pretrial Services Supervision Placements: Supervision Outcomes	15
Pretrial Services Agency Compliance.....	16
Appendix A: Pretrial Services Agency Funding.....	17
Appendix B: Pretrial Services Supervision Court Placements by Bond Type	21
Appendix C: Pretrial Services Agency Data Summary.....	23
Appendix D: Corrective Action Plans.....	27

Preface

Section 19.2-152.7 of the *Code of Virginia* requires the Virginia Department of Criminal Justice Services (DCJS) to:

Report annually on or before December 31 to the Governor and the General Assembly on the performance of each pretrial services agency, to include (i) the total amount of funding received by that agency; (ii) the number of investigations conducted by that agency; (iii) the number of defendants placed on pretrial supervision with that agency; (iv) the average daily caseload of that agency; (v) the appearance, public safety, and compliance rates of defendants placed on pretrial supervision with that agency; and (vi) a determination of whether that agency is in substantial compliance with all grant conditions and standards prescribed by the Department pursuant to § 19.2-152.3. If an agency is not in substantial compliance with all grant conditions and standards prescribed by the Department pursuant to § 19.2-152.3, that agency and the Department shall develop a plan and identify a timeframe to achieve compliance. A copy of that plan of compliance shall be included in the annual report. The Department shall ensure such report is available to the public.

Introduction

Localities in Virginia began receiving state funds for pretrial services in 1989, pursuant to authorizing language in the Appropriations Act. This was in response to the findings of the 1989 Commission on Prison and Jail Overcrowding study to develop strategies to improve policies and practices to safely reduce incarceration rates in Virginia.¹ Among its findings, the Commission on Prison and Jail Overcrowding found that “half of the statewide jail population is awaiting trial or awaiting sentencing.” In turn, the Commission recommended that funding be provided to establish pretrial services agencies and to develop a risk assessment instrument for use by judicial officers. The purpose of pretrial services and use of a pretrial risk assessment instrument was intended to provide judicial officers with information to make release decisions at earlier decision points, to provide alternatives to jail to alleviate jail overcrowding, and to improve public safety.

Localities were authorized by statute in 1995 to establish pretrial services agencies with the passage of the Pretrial Services Act.² The purpose of the Pretrial Services Act is “to provide more effective protection of society by establishing pretrial services agencies to assist judicial officers in discharging their duties”³ related to determining pretrial release and detention. The Act states “such agencies are intended to provide better information and services for use by judicial officers in determining the risk to public safety and the assurance of appearance of persons ... other than an offense punishable as a Class 1 felony, who are pending trial or hearing.”⁴

The duties and responsibilities of pretrial services officers are detailed in the *Code of Virginia* §19.2-152.4:3. Pretrial services officers are required to provide the following services:

1. Investigate and interview defendants arrested on state and local warrants and who are detained in jails located in jurisdictions served by the agency while awaiting a hearing before any court that is considering or reconsidering pretrial release, at initial appearance, advisement or arraignment, or at other subsequent hearings;
2. Present a pretrial investigation report with recommendations based on information from the pretrial investigation to assist courts in discharging their duties related to granting or reconsidering pretrial release;
3. Supervise and assist all defendants residing within the jurisdictions served and placed on pretrial supervision by any judicial officer within the jurisdictions by ensuring compliance with the terms and conditions of pretrial release;
4. Conduct random drug and alcohol tests on any defendant under supervision for whom a judicial officer has ordered testing or who has been required to refrain from excessive use of alcohol or use of any illegal drug or controlled substance or other defendant-specific condition of bail related to alcohol or substance abuse;
5. Seek a *capias* from any judicial officer pursuant to § 19.2-152.4:1 for any defendant placed under supervision or the custody of the agency who fails to comply with the conditions of bail or supervision, when continued liberty or noncompliance presents a risk of flight, a risk to public safety, or risk to the defendant;
6. Seek an order to show cause why the defendant should not be required to appear before the court in those cases requiring a subsequent hearing before the court;

¹ 1989 Commission on Prison and Jail Overcrowding Report

² *Code of Virginia* § 19.2-152.2 et seq.

³ *Code of Virginia* § 19.2-152.2

⁴ *Id*

REPORT ON PRETRIAL SERVICES AGENCIES – FY2023

7. Provide defendant-based information to assist any law-enforcement officer with the return to custody of defendants placed on supervision for which a *capias* has been sought; and
8. Keep such records and make such reports as required by the Virginia Department of Criminal Justice Services.

There are currently 35 pretrial services agencies serving 116 of Virginia's 133 cities and counties. The Virginia pretrial services agencies operate under the authority of the Pretrial Services Act and are funded, in whole or part, by grant funds administered by the Virginia Department of Criminal Justice Services. Of the 35 pretrial services agencies, all but Arlington County are operationally situated within local community-based probation agencies. The primary role of local community-based probation agencies in Virginia is to monitor court ordered conditions of probation supervision and provide supervision services to probationers that would have been sent to jail.⁵ Agencies that provide both pretrial services and local community-based probation services have discretion with respect to dedicating staff resources to both types of services. Officers in some agencies are cross-trained and have taken the oath of office for both pretrial services and local community-based probation.

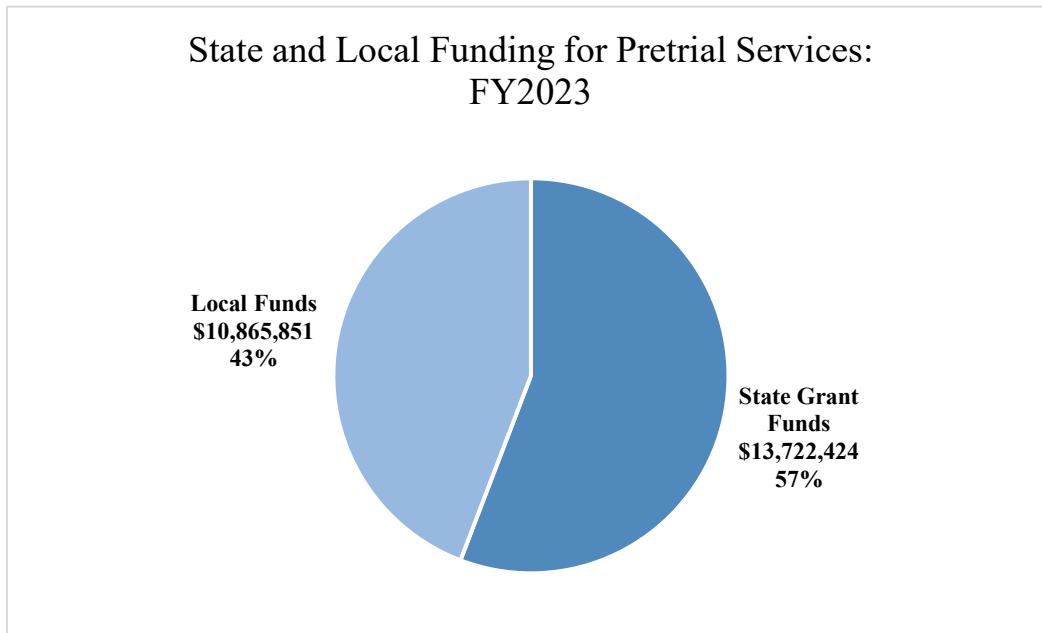
⁵ *Code of Virginia* §§ 9.1-173 et seq.

Pretrial Services Funding – FY2023

The 2022 Special Session 1, Appropriations Act (Item 408 C.1, D.1–2) directs DCJS to make discretionary grants to localities established pursuant to the Comprehensive Community Corrections Act (CCCA) for Local-Responsible Offenders⁶ and the Pretrial Services Act (PSA).⁷ Agency budgets reflect that in state fiscal year (FY) 2023, \$13,722,424 of state funds and \$10,865,851 of local funds were allocated to pretrial services operations for a total of \$24,588,275.

Chart 1 shows the distribution of state and local funds⁸ for pretrial services in FY2023. See Appendix A for funding details by agency.

Chart 1



Source: FY2023 itemized budgets submitted to DCJS from localities established under the CCCA/PSA.

Of the total amount of state funds allocated to pretrial services agency operations in FY2023, 94% (\$12,838,198) were budgeted for personnel and 6% (\$884,226) for administrative and operational expenditures other than personnel. Of the total amount of local funds devoted to pretrial services agency operations in FY2023, 90% (\$9,803,359) were budgeted for personnel and 10% (\$1,062,493) for administrative and operational expenditures other than personnel. Looking at the state and local budgets combined, 92% (\$22,641,557) was budgeted for personnel and 8% (\$1,946,719) for administrative and operational expenditures other than personnel.

⁶ Code of Virginia §§ 9.1-173 et seq.

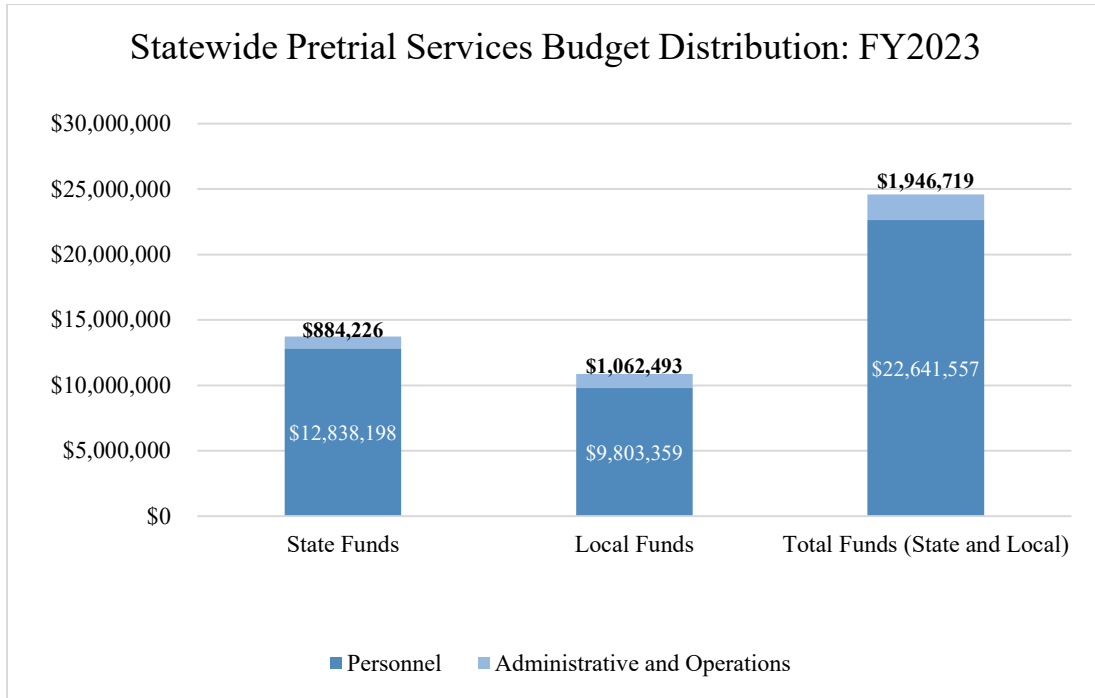
⁷ Code of Virginia §§ 19.2-152.2 et seq.

⁸ Local funds include cash and in-kind match as reported to DCJS from the localities.

REPORT ON PRETRIAL SERVICES AGENCIES – FY2023

Chart 2 shows the distribution of pretrial services budgets between personnel and administrative/operational expenditures in FY2023. See Appendix A for the itemized budget distribution for state and local funds for FY2023 by agency.

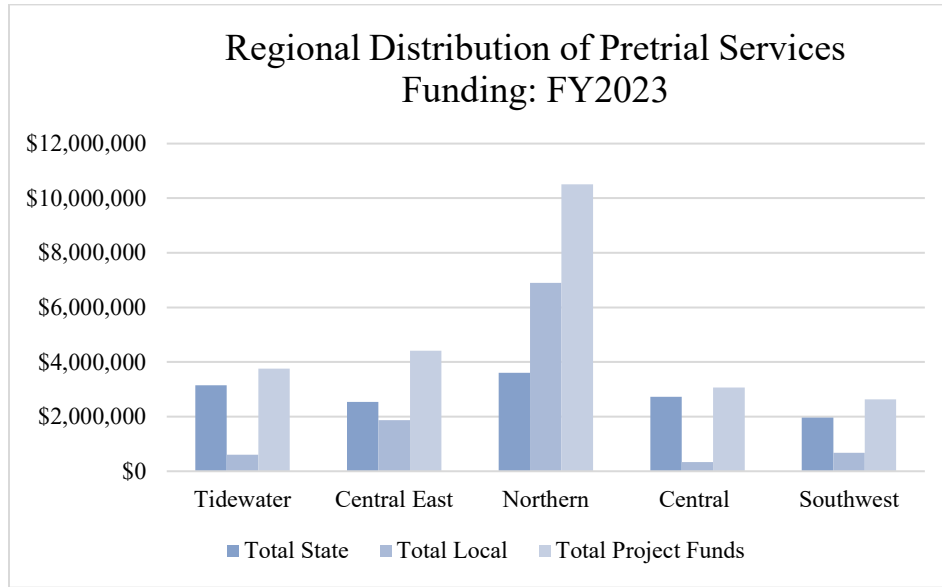
Chart 2



Source: Locality FY2023 itemized budgets submitted to DCJS from localities established under the CCCA/PSA.

Breaking out funding distribution by region, the region with the highest amount of state funds is the Northern Region (\$3,347,746), followed by Tidewater Region (\$3,151,720), Central Region (\$2,728,275), Central East Region (\$2,535,322), and the Southwest Region (\$1,959,361). The Northern Region also provides the highest amounts of local funds (\$7,365,766), followed by the Central East Region (\$1,876,860), Southwest Region (\$677,424), Tidewater Region (\$604,104), and the Central Region (\$341,697). The total project funds are highest in the Northern Region (10,713,512), followed by the Central East Region (\$4,412,182), Tidewater Region (\$3,755,824), Central Region (\$3,069,972), and the Southwest Region (\$2,636,785). Chart 3 shows the overall distribution of state and local funds by region.

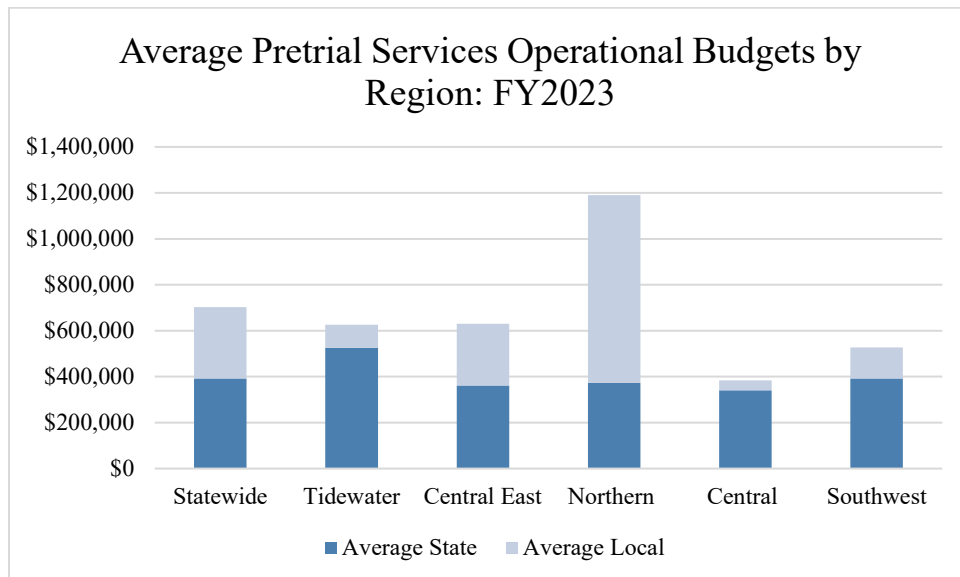
Chart 3



Source: Locality FY2023 itemized budgets submitted to DCJS from localities established under the CCCA/PSA.

The average total project costs for pretrial services by region ranges from \$1,168,009 in the Northern Region to \$388,747 in the Central Region. The Northern Region has the largest average local contribution to the operational budgets of \$818,418 (69%) compared to the Central Region’s average local contribution of \$42,712 (11%). Chart 4 shows the average pretrial services project costs broken down by state and local contributions.

Chart 4



Source: Locality FY2023 itemized budgets submitted to DCJS from localities established under the CCCA/PSA.

REPORT ON PRETRIAL SERVICES AGENCIES – FY2023

The following table shows the regions and the local agencies in each region.

REGION	AGENCY
CENTRAL REGION	Halifax/Pittsylvania Court Services Lynchburg Community Corrections and Pretrial Services OAR/Jefferson Area Community Corrections Petersburg Community Corrections Piedmont Court Services – Mecklenburg Piedmont Court Services – Prince Edward Riverside Criminal Justice Agency Southside Virginia Community Corrections
CENTRAL EAST REGION	Chesterfield/Colonial Heights Community Corrections Colonial Community Corrections Hanover Community Corrections Program Henrico Community Corrections Program Middle Peninsula Local Probation and Pretrial Services Northern Neck Community Based Probation and Pretrial Services Richmond Department of Justice Services
NORTHERN REGION	Alexandria Criminal Justice Services Arlington County Sheriff's Office Culpeper Criminal Justice Services Fairfax County Court Services Fauquier County Office of Adult Court Services Loudoun County Community Corrections Old Dominion Court Services Pretrial and Local Probation Prince William Office of Criminal Justice Services Rappahannock Regional Jail
SOUTHWEST REGION	Blue Ridge Court Services Court Community Corrections New River Community Corrections and Pretrial Services Rockingham-Harrisonburg Court Services Southwest Virginia Community Corrections
TIDEWATER REGION	Accomack/Northampton Community Corrections Chesapeake Community Corrections Hampton/Newport News Criminal Justice Agency Norfolk Criminal Justice Services Portsmouth Community Corrections and Pretrial Services Virginia Beach Office of Community Corrections and Pretrial Services

Source: Pretrial Services and Local Probation Funding Assessment, National Center for State Courts

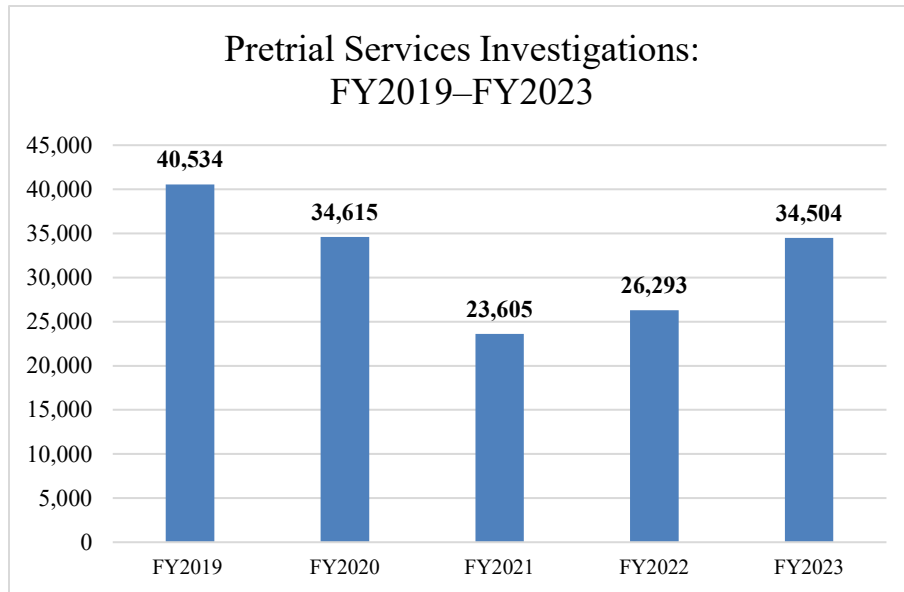
Pretrial Services Data Summary – FY2023

Pretrial Services Investigations

Pretrial services agencies are required by the *Code of Virginia* to conduct pretrial investigations.⁹ Pretrial investigation reports and risk assessments provide the judge with valuable information about defendants to assist in making risk-informed bail decisions at the first court appearance or subsequent bond hearings. Defendants eligible for pretrial investigation include anyone age 18 or over or persons under the age of 18 who have been transferred for trial as adults committed to a local or regional jail awaiting trial on a criminal offense that is punishable by a period of incarceration, other than an offense punishable as a Class 1 felony.

In FY2020 and FY2021, the total number of pretrial services investigations decreased due to the limited access to local and regional jails as a result of COVID-19. As access has increased, so have investigations. During FY2023, pretrial services agencies completed 34,504 investigations, an increase of 10,899 investigations from the low point in FY2021. Chart 5 shows the total number of investigations from FY2019 to FY2023.

Chart 5



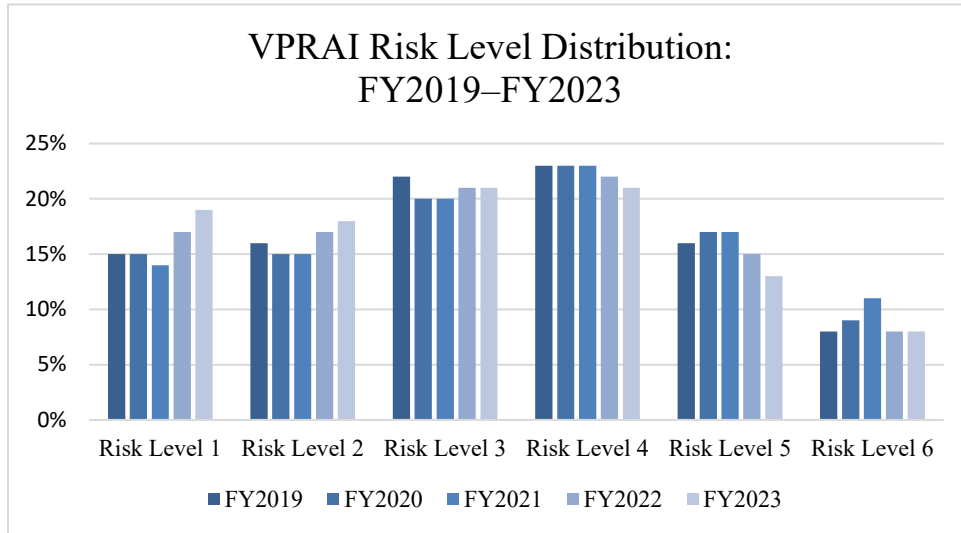
Source: DCJS Pretrial Community Corrections (PTCC) Case Management System.

⁹ *Code of Virginia* § 19.1-152.4:3(A)(1)

Pretrial Services Investigations: Risk Level

In FY2023, pretrial risk assessments were completed using the Virginia Pretrial Risk Assessment Instrument (VPRAI) as part of the pretrial services investigation. Individuals assessed in risk level 1 have the lowest risk of pretrial failure, whereas individuals assessed in risk level 6 have the highest risk of pretrial failure. For the purposes of the VPRAI risk levels, pretrial failure is measured by any failure to appear in court and/or new arrest for individuals who have been admitted to bail. Chart 6 compares the risk distribution for pretrial investigations for FY2019 to FY2023.

Chart 6

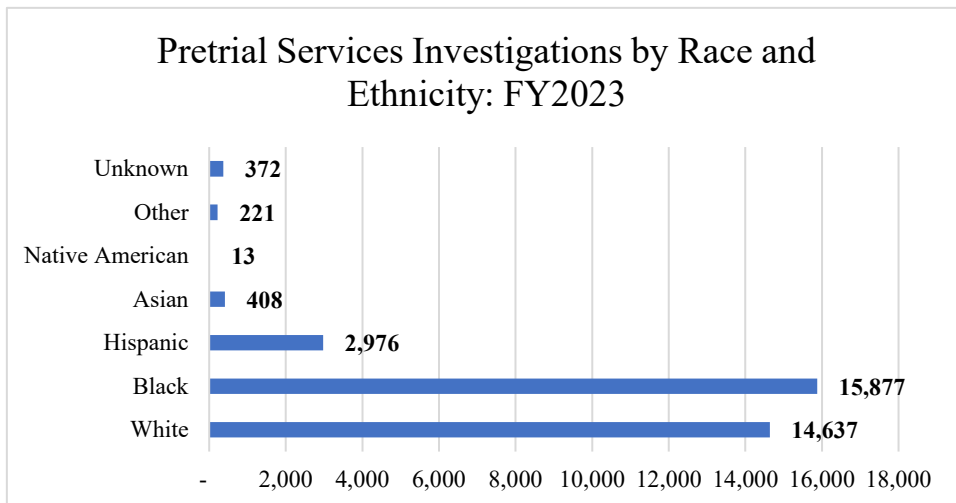


Source: DCJS Pretrial Community Corrections (PTCC) Case Management System.

Pretrial Services Investigations: Race, Ethnicity, and Gender

In FY2023, 46% (15,877) of all individuals investigated by a pretrial services agency were Black and 42% (14,637) were White. Chart 7 shows the numbers of all defendants investigated by a pretrial services agency in FY2023 by race and ethnicity.

Chart 7

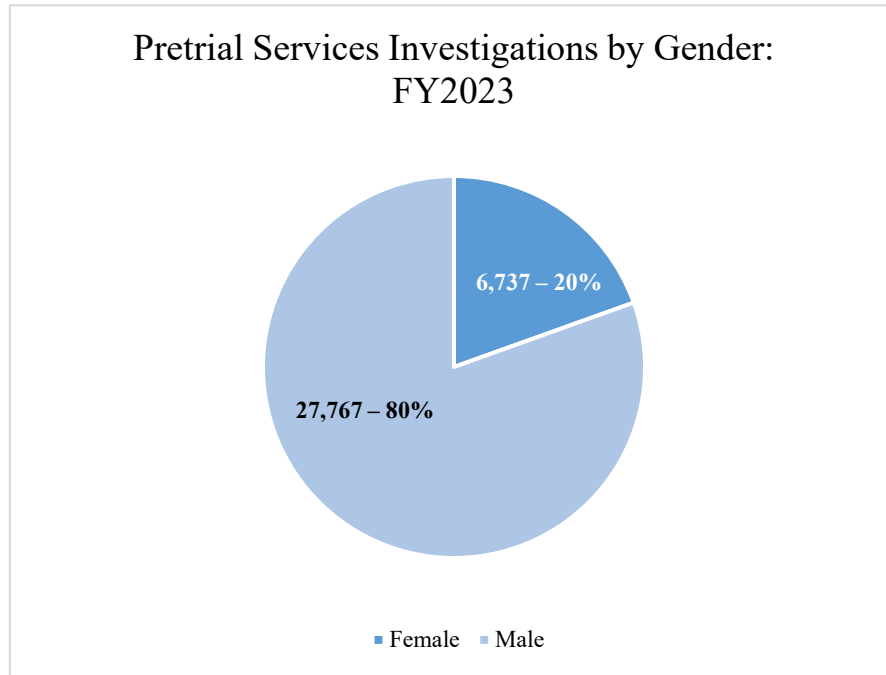


Source: DCJS Pretrial Community Corrections (PTCC) Case Management System.

REPORT ON PRETRIAL SERVICES AGENCIES – FY2023

Of all the individuals investigated by a pretrial services agency, 80% (27,767) were male and 20% (6,737) were female. Chart 8 shows the distribution of pretrial services investigations by gender.

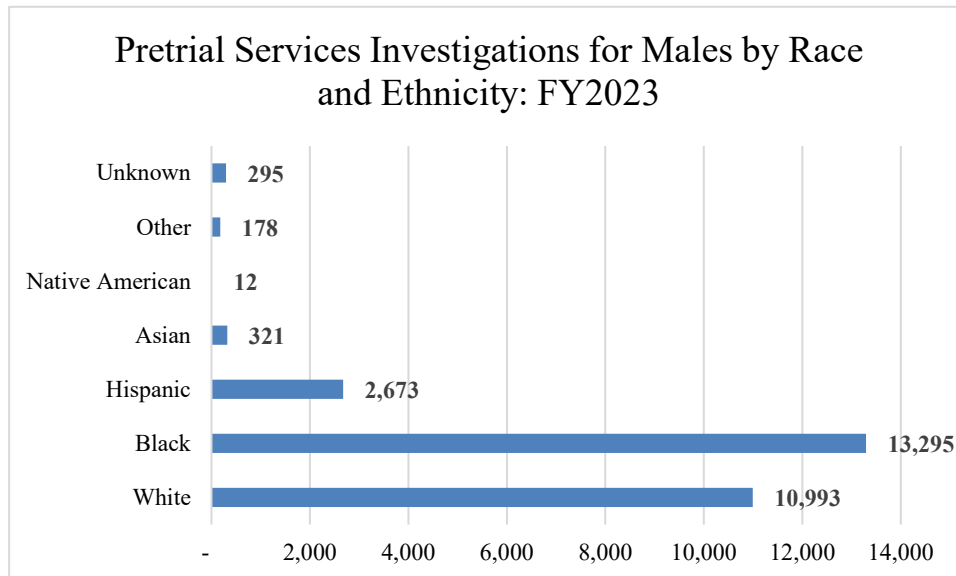
Chart 8



Source: DCJS Pretrial Community Corrections (PTCC) Case Management System.

Of the 27,767 males investigated, 48% (13,295) were Black, and 40% (10,993) were White. Chart 9 shows the numbers of male defendants investigated by a pretrial services agency in FY2023 by race and ethnicity.

Chart 9

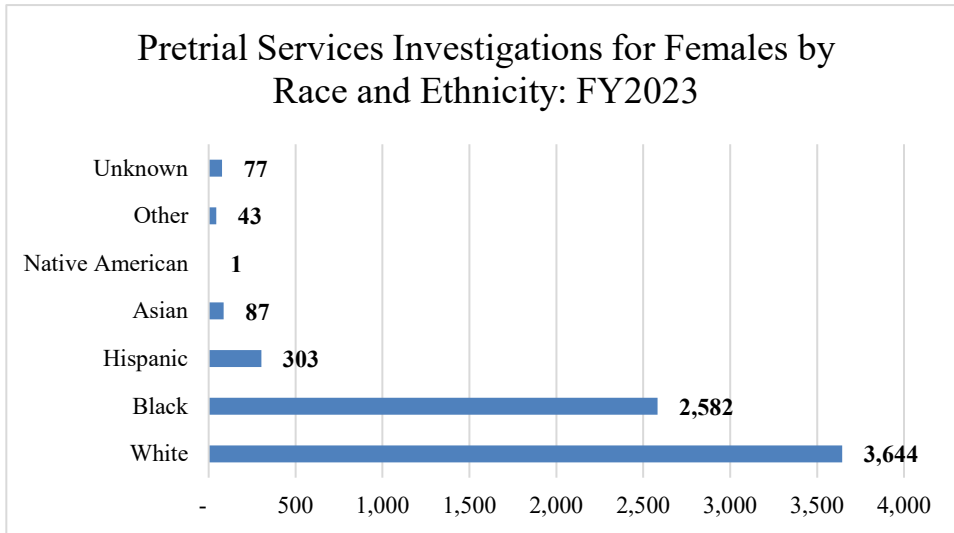


Source: DCJS Pretrial Community Corrections (PTCC) Case Management System.

REPORT ON PRETRIAL SERVICES AGENCIES – FY2023

Of the 6,737 females investigated, 38% (2,582) were Black and 54% (3,644) were White. Chart 10 shows the numbers of female defendants investigated by a pretrial services agency in FY2023 by race and ethnicity.

Chart 10



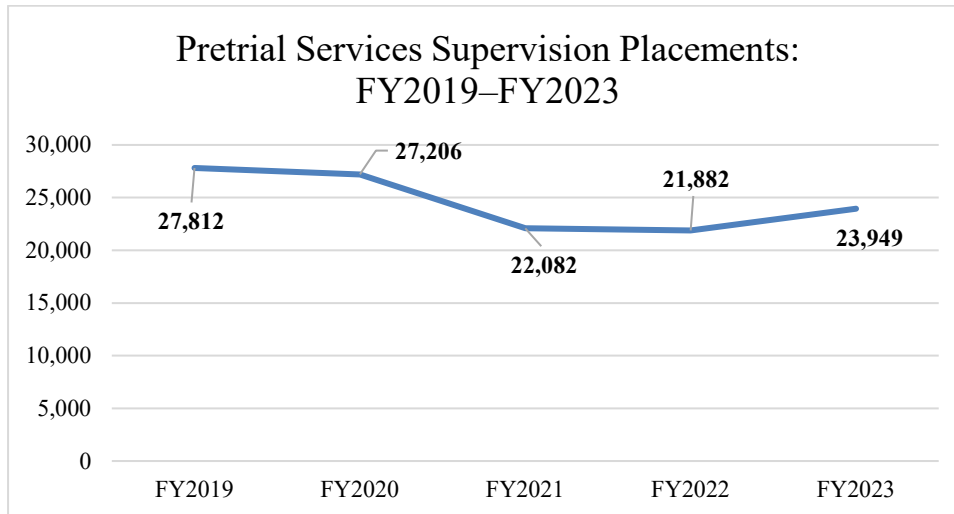
Source: DCJS Pretrial Community Corrections (PTCC) Case Management System.

Pretrial Services Supervision Placements

Pretrial services agencies supervise and monitor the terms and conditions of pretrial release for individuals placed on pretrial supervision by a judicial officer. The types of conditions vary depending on what is ordered by a judicial officer but may include conditions such as drug or alcohol testing.¹⁰

Pretrial supervision placements¹¹ increased from 21,882 in FY2022 to 23,949 FY2023. Chart 11 shows the pretrial supervision placement data for FY2019 to FY2023.

Chart 11



Source: DCJS Pretrial Community Corrections (PTCC) Case Management System.

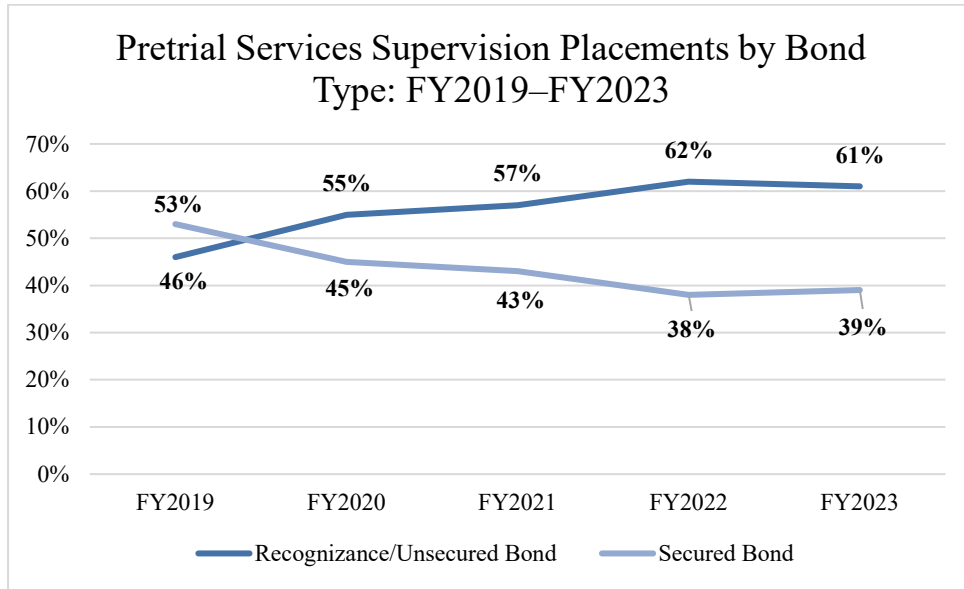
¹⁰ Code of Virginia § 19.2-123(A)(3a)

¹¹ The number of placements in this section is based on individuals and not court placements. One person can have multiple court placements.

Pretrial Services Supervision Placements: Bond Type

The percentage of individuals placed on pretrial supervision with a recognizance or unsecured bond as a condition of bail decreased slightly from 62% in FY2022 to 61% in FY2023. Chart 12 shows the trends of pretrial placement with recognizance and unsecured bonds compared to secured bond. The categories of recognizance and unsecured bond were combined since neither require the person to satisfy a financial condition before pretrial release. See Appendix B for the percentage of placements by bond type for each pretrial services agency.

Chart 12

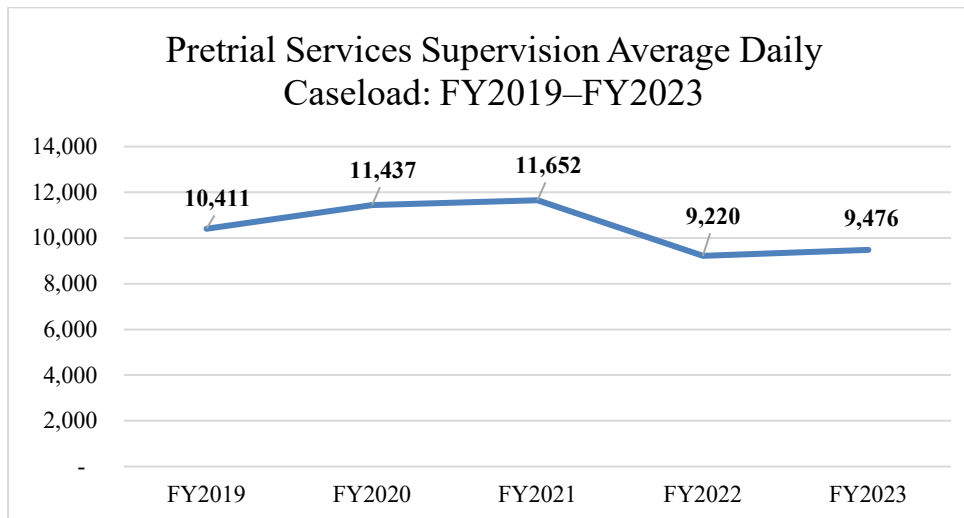


Source: DCJS Pretrial Community Corrections (PTCC) Case Management System.

Pretrial Services Supervision Placements: Average Daily Caseload

Pretrial services average daily caseload increased from 9,220 in FY2022 to 9,476 in FY2023. Chart 13 shows the average daily caseload data for FY2019 to FY2023.

Chart 13

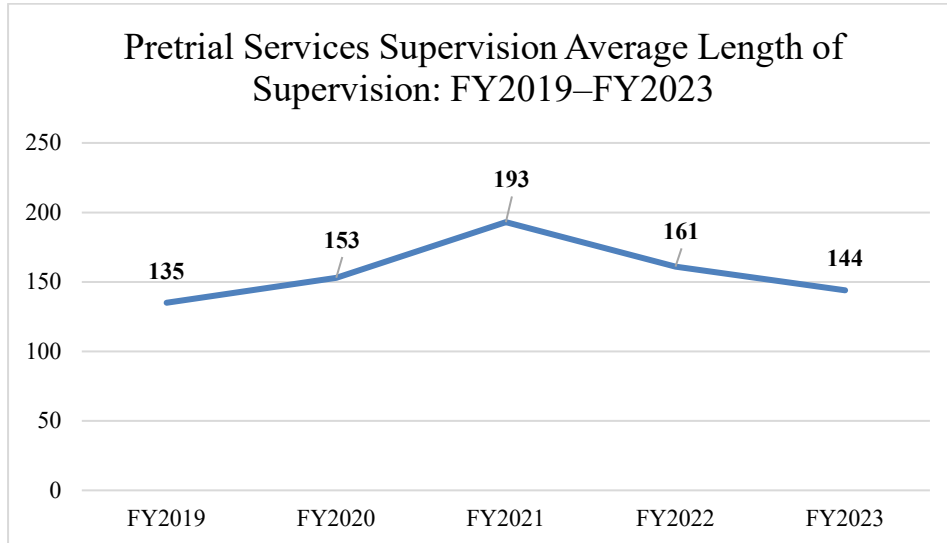


Source: DCJS Pretrial Community Corrections (PTCC) Case Management System.

Pretrial Services Supervision Placements: Average Length of Supervision

The average length of supervision for all placements under supervision decreased from 161 days in FY2022 to 144 days in FY2023. Chart 14 shows the average length of supervision for FY2019 to FY2023.

Chart 14

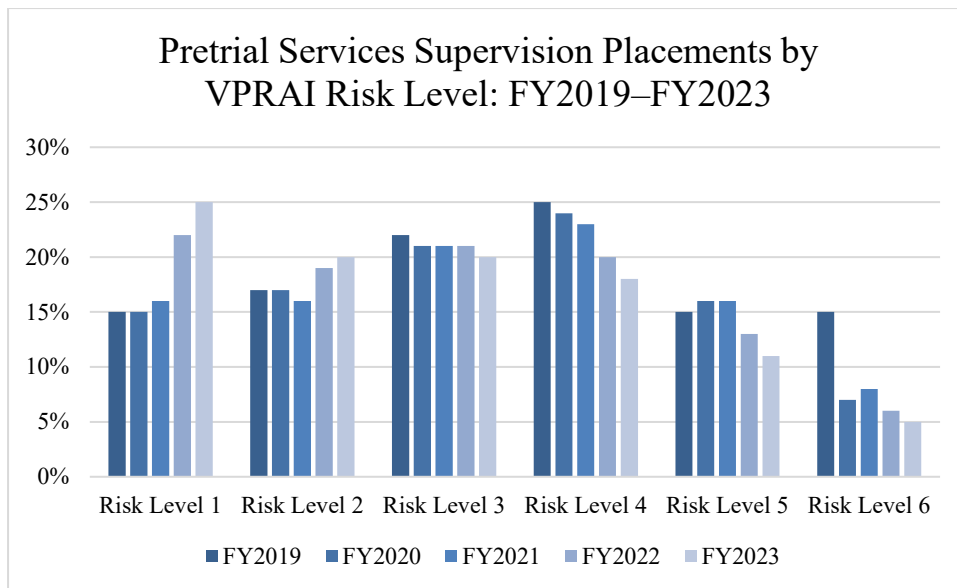


Source: DCJS Pretrial Community Corrections (PTCC) Case Management System.

Pretrial Services Supervision Placements: Risk Level

Chart 15 shows the VPRAI risk distribution of court placements between FY2019 and FY2023. As previously noted, individuals assessed in risk level 1 have the lowest risk of pretrial failure and individuals assessed in risk level 6 have the highest risk of pretrial failure. Risk level distribution of pretrial services supervision caseloads in Virginia have trended from moderate to higher assessed risk individuals to lower to moderate risk.

Chart 15

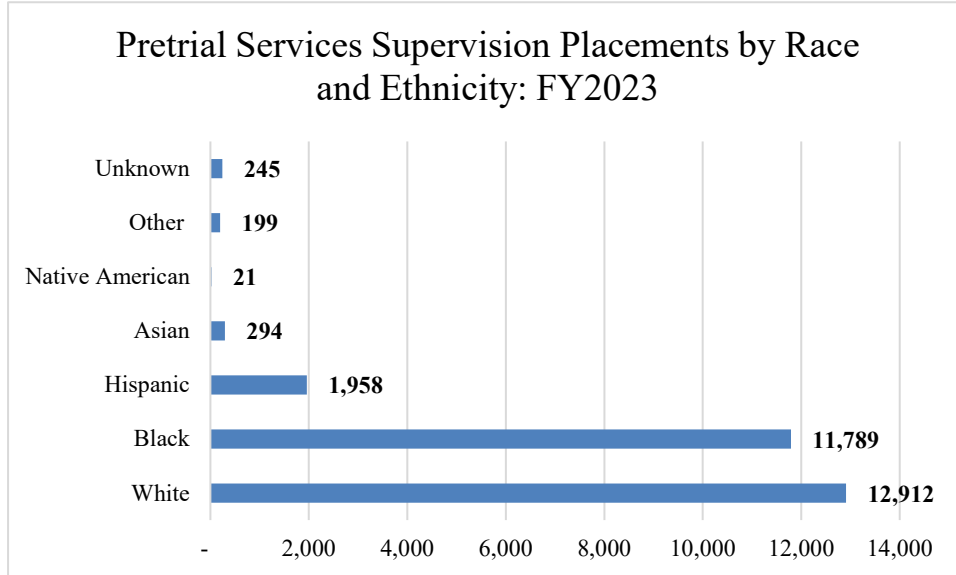


Source: DCJS Pretrial Community Corrections (PTCC) Case Management System.

Pretrial Services Supervision Placements: Race, Ethnicity, and Gender

In FY2023, of the 27,418 court placements to pretrial supervision, 43% (11,789) were Black and 47% (12,912) were White. Chart 16 shows the numbers of pretrial services placements by race and ethnicity.

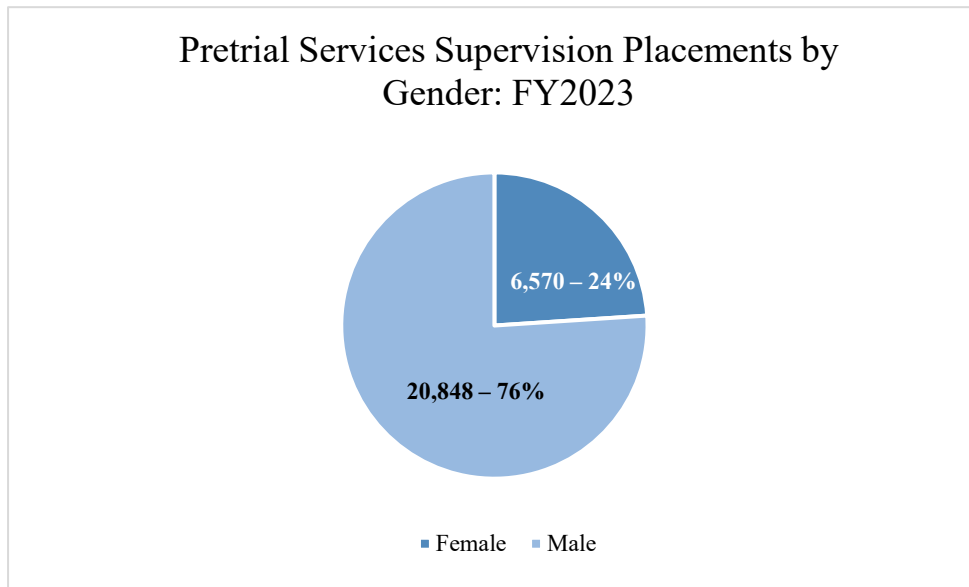
Chart 16



Source: DCJS Pretrial Community Corrections (PTCC) Case Management System.

Of all the court placements to pretrial supervision in FY2023, 76% (20,848) were male and 24% (6,570) were female. Chart 17 shows the distribution of pretrial supervision court placements by gender.

Chart 17

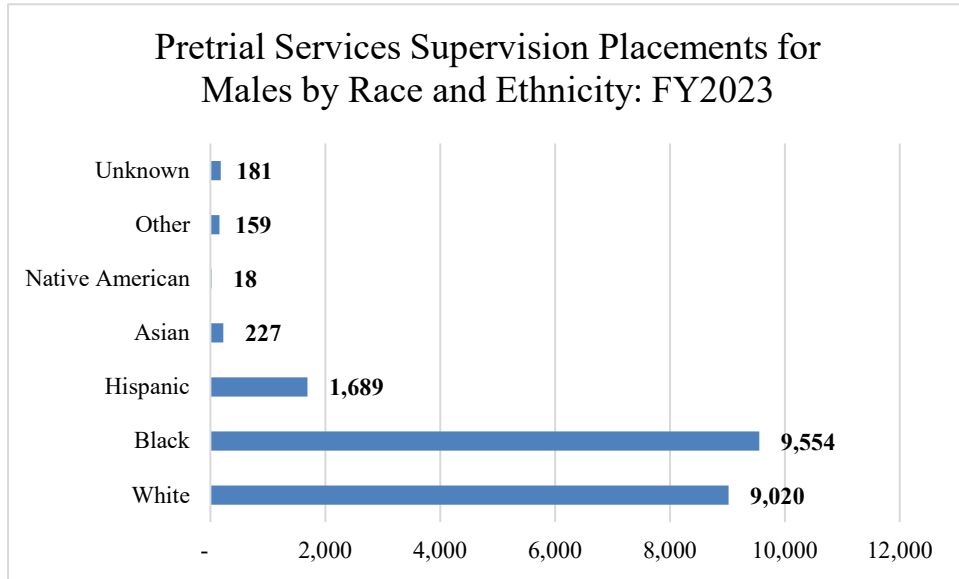


Source: DCJS Pretrial Community Corrections (PTCC) Case Management System.

REPORT ON PRETRIAL SERVICES AGENCIES – FY2023

Of the 20,848 male court placements in FY2023, 46% (9,554) were Black and 43% (9,020) were White. Chart 18 shows the numbers of pretrial services placements by race and ethnicity of male defendants.

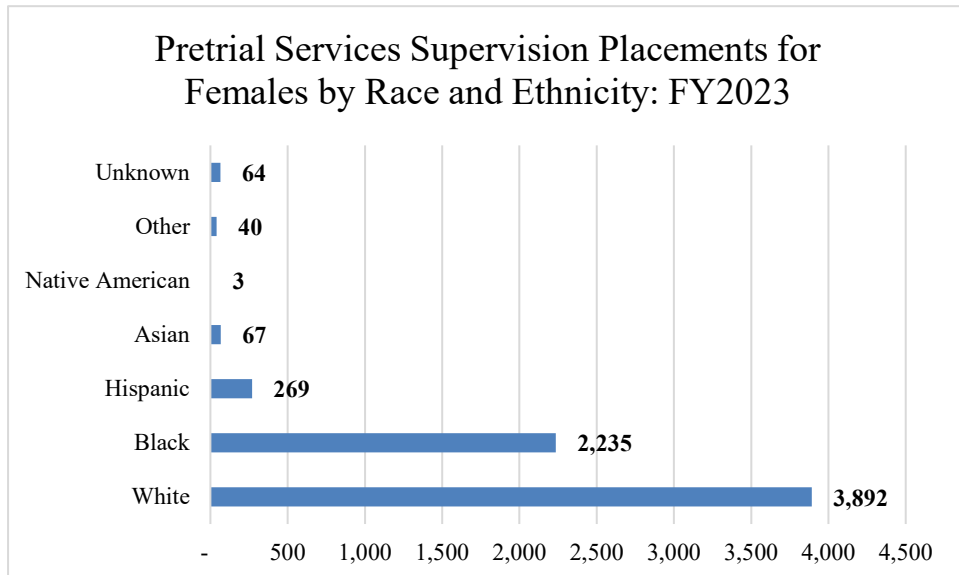
Chart 18



Source: DCJS Pretrial Community Corrections (PTCC) Case Management System.

Of the 6,570 female court placements in FY2023, 34% (2,235) were Black and 59% (3,892) were White. Chart 19 shows the numbers of pretrial services placements by race and ethnicity of female defendants.

Chart 19



Source: DCJS Pretrial Community Corrections (PTCC) Case Management System.

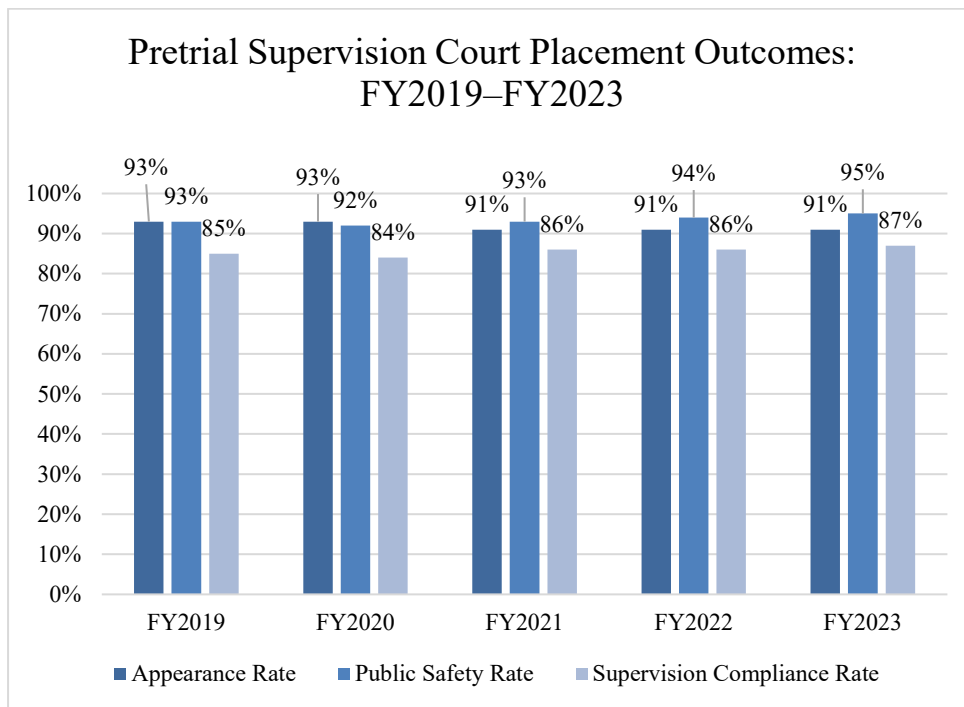
Pretrial Services Supervision Placements: Supervision Outcomes

There are three primary pretrial supervision outcome measures: appearance rate, public safety rate, and compliance rate.¹²

Appearance rate is the percentage of individuals that complete pretrial supervision who do not have a capias issued for failure to appear in court. Public safety rate is the percentage of individuals that complete pretrial supervision who do not have their bail revoked due to a new arrest. Compliance rate is the percentage of individuals that complete pretrial supervision who do not have their bail revoked due to a violation of conditions of pretrial release as ordered by a judicial officer.

Statewide in FY2023, local pretrial services agencies reported a 91% appearance rate, a 95% public safety rate, and an 87% supervision compliance rate. Chart 20 shows the appearance, public safety, and supervision compliance rates for FY2019 to FY2023.

Chart 20



Source: DCJS Pretrial Community Corrections (PTCC) Case Management System.

See Appendix C for the total number of investigations, supervision placements, average daily caseload, average length of supervision, appearance rates, public safety rates, and supervision compliance rates for all pretrial services agencies in Virginia for FY2023.

¹² Virginia Department of Criminal Justice Services, *Measuring for Results: Performance and Outcome Measures*, National Center for State Courts, June 2014. www.dcjs.virginia.gov/sites/dcjs.virginia.gov/files/publications/corrections/virginia-pretrial-performance-measures.pdf

Pretrial Services Agency Compliance

In accordance with the *Code of Virginia* § 19.2-152.3, DCJS prescribes “standards for development, implementation, operation and evaluation of” pretrial services. In 2017, DCJS issued updated Minimum Standards for Pretrial Services. In addition to the requirements in the Minimum Standards for Pretrial Services, agencies are required to adhere to the grant guideline conditions, to submit standard operating procedures, and to report quarterly program progress to DCJS.

The Pretrial Services Act requires DCJS to “annually review each agency ... to determine compliance with the submitted plan and operating standards.” During FY2023, DCJS staff reviewed the activities and data reported in the quarterly reports and provided technical assistance as needed.

Due to the absence of pretrial investigations in their respective localities, Chesapeake Community Corrections and Halifax/Pittsylvania Court Services have been determined to be substantially out of compliance with the Minimum Standards for Pretrial Services in accordance with § 19.2-152.7.

In December 2022, DCJS withdrew the extenuating circumstances variance related to pretrial investigations which had been in place during the COVID-19 pandemic. By removing the variance, DCJS required all local pretrial services agencies to resume completing pretrial investigations. Instruction was provided for any agency unable to complete pretrial investigations from that point forward to submit a variance request, signed by the County Administrator/City Manager and the Community Criminal Justice Board Chair. DCJS considers variance requests on a case-by-case basis. DCJS did not receive any formal requests for a variance during FY2023.

Through the compliance monitoring process, DCJS discovered no pretrial investigations had been completed by Chesapeake Community Corrections or Halifax/Pittsylvania Court Services during FY2023. DCJS then required both pretrial services agencies to submit formal requests for a variance and a Corrective Action Plan, signed by the County Administrator/City Manager and the Community Criminal Justice Board Chair. Upon review of the variance requests, DCJS denied the requests to forego pretrial investigations and required both agencies to adopt the submitted Corrective Action Plans, participate in monthly meetings to determine progress with the respective plans, and placed a hold on the state grant funds until there is demonstrated compliance.

As of the time of this writing, both agencies have attended monthly meetings with DCJS staff with additional participation of local government representatives. Both agencies have been responsive and cooperative with all DCJS requests. Chesapeake Community Corrections agency has set a goal of resuming pretrial services investigations by the end of November 2023 and has already started pretrial services investigations at the time of this report. Halifax/Pittsylvania Court Services set the goal of resuming pretrial services investigations in the City of Danville by the end of October 2023, Halifax County by the end of November 2023, and Pittsylvania County by the end of January 2024. The Counties of Franklin, Henry, and Patrick, and the City of Martinsville are projected to start pretrial services investigations by the end of February 2024.

Additionally, DCJS provided technical assistance to 14 other pretrial services agencies who, while not identified as substantially out of compliance, were below the statewide average for completing pretrial investigations. DCJS will continue to monitor all pretrial services agencies across Virginia and provide enhanced technical support and assistance as necessary to ensure compliance. See Appendix D for the Corrective Action Plans from Chesapeake Community Corrections and Halifax/Pittsylvania Court Services.

Appendix A: Pretrial Services Agency Funding

Agency (Localities Served)	Personnel		Administrative/ Operational		Total State	Total Local	Total Project
	State	Local	State	Local			
Accomack/Northampton Community Corrections (Accomack, Northampton)	\$165,314	\$0	\$40,458	\$9,522	\$205,772	\$9,522	\$21,5294
Alexandria Criminal Justice Services (City of Alexandria)	\$239,143	\$144,760	\$11,684	\$5,000	\$250,827	\$149,760	\$400,587
Arlington County Sheriff's Office (Arlington County, City of Falls Church)	\$244,205	\$487,951	\$14,945	\$50,094	\$259,150	\$538,045	\$797,195
Blue Ridge Court Services (Augusta Highland, and Rockbridge Counties, City of Buena Vista, Lexington, Staunton and Waynesboro)	\$369,356	\$96,214	\$30,715	\$39,378	\$400,071	\$135,592	\$535,663
Chesapeake Community Corrections (City of Chesapeake)	\$336,878	\$0	\$11,850	\$0	\$348,728	\$0	\$348,728
Chesterfield/Colonial Heights Community Corrections Services (Chesterfield County, City of Colonial Heights)	\$423,461	\$346,475	\$20,875	\$2,250	\$444,336	\$348,725	\$793,061
Colonial Community Corrections (Charles City, James City, New Kent, and York Counties, Cities of Poquoson and Williamsburg,)	\$256,239	\$61,296	\$3,877	\$30,371	\$260,116	\$91,667	\$351,783
Court Community Corrections (Cities of Salem and Roanoke, Roanoke County)	\$330,586	\$83,435	\$29,838	\$59,620	\$360,424	\$143,055	\$503,479
Culpeper County Criminal Justice Services (Culpeper County)	\$208,419	\$83,679	\$2,106	\$86,575	\$210,525	\$170,254	\$380,779

REPORT ON PRETRIAL SERVICES AGENCIES – FY2023

Agency <i>(Localities Served)</i>	Personnel		Administrative/ Operational		Total State	Total Local	Total Project
	State	Local	State	Local			
Fairfax County General District Court – Court Services Division, Community Corrections and Pretrial Services Program <i>(Fairfax County, City of Fairfax)</i>	\$448,467	\$1,920,141	\$15,721	\$56,000	\$464,188	\$1,976,141	\$2,440,329
Fauquier County Office of Adult Court Services <i>(Fauquier and Rappahannock Counties)</i>	\$228,235	\$195,658	\$2,750	\$0	\$230,985	\$195,658	\$426,643
Halifax/Pittsylvania Court Services <i>(Franklin, Halifax, Henry, Patrick, and Pittsylvania Counties, Cities of Danville and Martinsville)</i>	\$515,123	\$0	\$70,150	\$0	\$585,273	\$0	\$585,273
Hampton/Newport News Criminal Justice Agency <i>(Cities of Hampton and Newport News)</i>	\$786,634	\$256,596	\$53,080	\$25,327	\$839,714	\$281,923	\$1,121,637
Hanover Community Corrections <i>(Caroline and Hanover Counties)</i>	\$162,496	\$23,092	\$1,888	\$0	\$164,384	\$23,092	\$187,476
Henrico County Community Corrections Program <i>(Henrico County)</i>	\$620,457	\$411,610	\$8,476	\$24,564	\$628,933	\$436,174	\$1,065,107
Loudoun County Community Corrections <i>(Loudoun County)</i>	\$310,138	\$885,575	\$7,052	\$18,595	\$317,190	\$904,170	\$1,221,360
Lynchburg Community Corrections and Pretrial Services <i>(Amherst, Bedford, and Campbell Counties, City of Lynchburg)</i>	\$466,800	\$0	\$35,054	\$61,297	\$501,854	\$61,297	\$563,151
Middle Peninsula Local Probation and Pretrial Services <i>(Essex, Gloucester, King and Queen, King William, Mathews, and Middlesex Counties)</i>	\$190,992	\$91,093	\$4,942	\$10,160	\$195,934	\$101,253	\$297,187

REPORT ON PRETRIAL SERVICES AGENCIES – FY2023

Agency (Localities Served)	Personnel		Administrative/ Operational		Total State	Total Local	Total Project
	State	Local	State	Local			
New River Community Corrections and Pretrial Services (Bland, Carrol, Floyd, Giles, Grayson, Montgomery, Pulaski, and Wythe Counties, Cities of Galax and Radford)	\$275,564	\$0	\$52,331	\$14,979	\$327,895	\$14,979	\$342,874
Norfolk Criminal Justice Services (City of Norfolk)	\$634,368	\$23,620	\$84,832	\$26,590	\$719,200	\$50,210	\$769,410
Northern Neck Community Based Probation and Pretrial Services (Lancaster, Northumberland, Richmond, and Westmoreland Counties)	\$80,231	\$0	\$12,823	\$0	\$93,054	\$0	\$93,054
OAR/Jefferson Area Community Corrections (Albemarle, Fluvanna, Greene, Louisa, Madison, Nelson, and Orange Counties, City of Charlottesville)	\$509,013	\$16,337	\$11,755	\$58,663	\$520,768	\$75,000	\$595,768
Old Dominion Court Services Pretrial and Local Probation (Clarke, Frederick, Page, Shenandoah, and Warren Counties, City of Winchester)	\$453,638	\$330,785	\$34,223	\$12,730	\$487,861	\$343,515	\$831,376
Petersburg Community Corrections (Dinwiddie County and the City of Petersburg)	\$301,057	\$23,511	\$13,804	\$100	\$314,861	\$23,611	\$338,472
Piedmont Court Services (Appomattox, Prince Edward County)	\$112,600	\$0	\$39,552	\$13,224	\$152,152	\$13,224	\$165,376
Piedmont Court Services – Mecklenburg (Mecklenburg County)	\$134,071	\$0	\$11,905	\$0	\$145,976	\$0	\$145,976
Portsmouth Community Corrections and Pretrial Services (City of Portsmouth)	\$351,427	\$0	\$36,076	\$12,654	\$387,503	\$12,654	\$400,157

REPORT ON PRETRIAL SERVICES AGENCIES – FY2023

Agency (Localities Served)	Personnel		Administrative/ Operational		Total State	Total Local	Total Project
	State	Local	State	Local			
Prince William Office of Criminal Justice Services (Prince William County, Cities of Manassas and Manassas Park)	\$537,612	\$2,400,744	\$72,043	\$114,565	\$609,655	\$2,515,309	\$3,124,964
Rappahannock Regional Jail (King George, Spotsylvania, and Stafford Counties, City of Fredericksburg)	\$511,845	\$553,064	\$5,520	\$19,851	\$517,365	\$572,914	\$1,090,279
Richmond Department of Justice Services, Division of Adult Programs (City of Richmond)	\$720,904	\$791,493	\$27,661	\$84,456	\$748,565	\$875,949	\$1,624,514
Riverside Criminal Justice Agency (Prince George and Surry Counties, City of Hopewell)	\$310,450	\$108,954	\$19,396	\$25,600	\$329,846	\$134,554	\$464,400
Rockingham-Harrisonburg Court Services Unit (Rockingham County, City of Harrisonburg)	\$186,923	\$131,798	\$21,696	\$0	\$208,619	\$131,798	\$340,417
Southside Virginia Community Corrections (Brunswick, Greensville, and Sussex Counties, City of Emporia)	\$163,810	\$14,438	\$13,735	\$19,573	\$177,545	\$34,011	\$211,556
Southwest Virginia Community Corrections (Buchanan, Dickenson, Lee, Russell, Scott, Smyth, Tazewell, Washington, and Wise Counties, Cities of Bristol and Norton)	\$620,133	\$168,509	\$42,219	\$83,491	\$662,352	\$252,000	\$914,352
Virginia Beach Office of Community Corrections and Pretrial Services (City of Virginia Beach)	\$631,609	\$152,531	\$19,194	\$97,264	\$650,803	\$249,795	\$900,598
Total	\$12,838,198	\$9,803,359	\$884,226	\$1,062,493	\$13,722,424	\$10,865,851	\$24,588,275

Appendix B: Pretrial Services Supervision Court Placements by Bond Type

Agency (Localities Served)	% PR / Unsecured Bond	% Secured Bond
Accomack/Northampton Community Corrections (Accomack, Northampton)	21%	79%
Alexandria Criminal Justice Services (City of Alexandria)	94%	6%
Arlington County Sheriff's Office (Arlington County, City of Falls Church)	78%	22%
Blue Ridge Court Services (Augusta Highland, and Rockbridge Counties, City of Buena Vista, Lexington, Staunton and Waynesboro)	73%	27%
Chesapeake Community Corrections (City of Chesapeake)	14%	86%
Chesterfield/Colonial Heights Community Corrections Services (Chesterfield County, City of Colonial Heights)	46%	54%
Colonial Community Corrections (Charles City, James City, New Kent, and York Counties, Cities of Poquoson and Williamsburg,)	66%	34%
Court Community Corrections (Cities of Salem and Roanoke, Roanoke County)	20%	80%
Culpeper County Criminal Justice Services (Culpeper County)	54%	46%
Fairfax County General District Court – Court Services Division, Community Corrections and Pretrial Services Program (Fairfax County, City of Fairfax)	95%	5%
Fauquier County Office of Adult Court Services (Fauquier and Rappahannock Counties)	71%	29%
Halifax/Pittsylvania Court Services (Franklin, Halifax, Henry, Patrick, and Pittsylvania Counties, Cities of Danville and Martinsville)	13%	87%
Hampton/Newport News Criminal Justice Agency (Cities of Hampton and Newport News)	59%	41%
Hanover Community Corrections (Caroline and Hanover Counties)	38%	62%
Henrico County Community Corrections Program (Henrico County)	73%	27%
Loudoun County Community Corrections (Loudoun County)	84%	16%
Lynchburg Community Corrections and Pretrial Services (Amherst, Bedford, and Campbell Counties, City of Lynchburg)	21%	79%
Middle Peninsula Local Probation and Pretrial Services (Essex, Gloucester, King And Queen, King William, Mathews, and Middlesex Counties)	39%	61%

REPORT ON PRETRIAL SERVICES AGENCIES – FY2023

Agency <i>(Localities Served)</i>	% PR / Unsecured Bond	% Secured Bond
New River Community Corrections and Pretrial Services <i>(Bland, Carrol, Floyd, Giles, Grayson, Montgomery, Pulaski, and Wythe Counties, Cities of Galax and Radford)</i>	7%	93%
Norfolk Criminal Justice Services <i>(City of Norfolk)</i>	71%	29%
Northern Neck Community Based Probation and Pretrial Services <i>(Lancaster, Northumberland, Richmond, and Westmoreland Counties)</i>	75%	25%
OAR/Jefferson Area Community Corrections <i>(Albemarle and Nelson Counties, City of Charlottesville)</i>	71%	29%
OAR/Jefferson Area Community Corrections (Central Virginia Regional Jail) <i>(Fluvanna, Greene, Louisa, Madison, and Orange Counties)</i>	41%	59%
Old Dominion Court Services Pretrial and Local Probation <i>(Clarke, Frederick, Page, Shenandoah, and Warren Counties, City of Winchester)</i>	46%	54%
Petersburg Community Corrections <i>(Dinwiddie County and the City of Petersburg)</i>	29%	71%
Piedmont Court Services <i>(Prince Edward County)</i>	22%	78%
Piedmont Court Services – Mecklenburg <i>(Mecklenburg County)</i>	22%	78%
Portsmouth Community Corrections and Pretrial Services <i>(City of Portsmouth)</i>	77%	23%
Prince William Office of Criminal Justice Services <i>(Prince William County, Cities of Manassas and Manassas Park)</i>	91%	9%
Rappahannock Regional Jail <i>(King George, Spotsylvania, and Stafford Counties, City of Fredericksburg)</i>	69%	31%
Richmond Department of Justice Services, Division of Adult Programs <i>(City of Richmond)</i>	94%	6%
Riverside Criminal Justice Agency <i>(Prince George and Surry Counties, City of Hopewell,)</i>	35%	65%
Rockingham-Harrisonburg Court Services Unit <i>(Rockingham County, City of Harrisonburg)</i>	37%	63%
Southside Virginia Community Corrections <i>(Brunswick, Greensville, and Sussex Counties, City of Emporia)</i>	32%	68%
Southwest Virginia Community Corrections <i>(Buchanan, Dickenson, Lee, Russell, Scott, Smyth, Tazewell, Washington, and Wise Counties, Cities of Bristol and Norton)</i>	45%	55%
Virginia Beach Office of Community Corrections and Pretrial Services <i>(City of Virginia Beach)</i>	30%	70%

Appendix C: Pretrial Services Agency Data Summary

Agency (Localities Served)	Investigations	Supervision Placements	Average Daily Caseload	Average Length of Supervision (Days)	Appearance Rates	Public Safety Rates	Compliance Rate
Accomack/Northampton Community Corrections (Accomack, Northampton)	4	129	80	226	99%	94%	85%
Alexandria Criminal Justice Services ¹³ (City of Alexandria)	425	207	55	716	96%	96%	94%
Arlington County Sheriff's Office (Arlington County, City of Falls Church)	1,536	674	239	130	93%	96%	85%
Blue Ridge Court Services (Augusta Highland, and Rockbridge Counties, City of Buena Vista, Lexington, Staunton and Waynesboro)	1,172	716	264	135	97%	91%	87%
Chesapeake Community Corrections (City of Chesapeake)	0	521	235	165	91%	95%	85%
Chesterfield/Colonial Heights Community Corrections Services (Chesterfield County, City of Colonial Heights)	1,482	1,388	465	122	91%	97%	87%
Colonial Community Corrections (Charles City, James City, New Kent, and York Counties, Cities of Poquoson and Williamsburg,)	695	413	142	126	93%	91%	95%
Court Community Corrections (Cities of Salem and Roanoke, Roanoke County)	365	481	117	89	89%	96%	84%
Culpeper County Criminal Justice Services (Culpeper County)	100	316	112	130	99%	98%	96%
Fairfax County General District Court – Court Services Division, Community Corrections and Pretrial Services Program (Fairfax County, City of Fairfax)	6,376	2,301	849	135	79%	96%	94%

¹³ The average daily caseload is adjusted due to the data entry issues related to the average length of stay reported by the agency.

REPORT ON PRETRIAL SERVICES AGENCIES – FY2023

Agency <i>(Localities Served)</i>	Investigations	Supervision Placements	Average Daily Caseload	Average Length of Supervision (Days)	Appearance Rates	Public Safety Rates	Compliance Rate
Fauquier County Office of Adult Court Services <i>(Fauquier and Rappahannock Counties)</i>	388	328	108	120	98%	94%	90%
Halifax/Pittsylvania Court Services <i>(Franklin, Halifax, Henry, Patrick, and Pittsylvania Counties, Cities of Danville and Martinsville)</i>	0	621	342	201	98%	95%	78%
Hampton/Newport News Criminal Justice Agency <i>(Cities of Hampton and Newport News)</i>	1,344	1,113	512	168	87%	98%	86%
Hanover Community Corrections <i>(Caroline and Hanover Counties)</i>	1,066	548	116	77	95%	89%	70%
Henrico County Community Corrections Program <i>(Henrico County)</i>	607	1,464	478	119	93%	96%	88%
Loudoun County Community Corrections <i>(Loudoun County)</i>	1,368	917	281	112	96%	95%	98%
Lynchburg Community Corrections and Pretrial Services <i>(Amherst, Bedford, and Campbell Counties, City of Lynchburg)</i>	1,889	708	345	178	95%	95%	95%
Middle Peninsula Local Probation and Pretrial Services <i>(Essex, Gloucester, King And Queen, King William, Mathews, and Middlesex Counties)</i>	471	315	117	136	98%	95%	73%
New River Community Corrections and Pretrial Services <i>(Bland, Carrol, Floyd, Giles, Grayson, Montgomery, Pulaski, and Wythe Counties, Cities of Galax and Radford)</i>	435	414	195	172	98%	90%	86%
Norfolk Criminal Justice Services <i>(City of Norfolk)</i>	1,897	907	374	150	92%	96%	92%
Northern Neck Community Based Probation and Pretrial Services <i>(Lancaster, Northumberland, Richmond, and Westmoreland Counties)</i>	225	210	98	171	95%	98%	90%

REPORT ON PRETRIAL SERVICES AGENCIES – FY2023

Agency <i>(Localities Served)</i>	Investigations	Supervision Placements	Average Daily Caseload	Average Length of Supervision (Days)	Appearance Rates	Public Safety Rates	Compliance Rate
OAR/Jefferson Area Community Corrections <i>(Albemarle and Nelson Counties, City of Charlottesville)</i>	289	261	79	110	96%	98%	97%
OAR/Jefferson Area Community Corrections (Central Virginia Regional Jail) <i>(Fluvanna, Greene, Louisa, Madison, and Orange Counties)</i>	55	430	153	130	93%	89%	93%
Old Dominion Court Services Pretrial and Local Probation <i>(Clarke, Frederick, Page, Shenandoah, and Warren Counties, City of Winchester)</i>	1,417	619	245	144	91%	93%	92%
Petersburg Community Corrections <i>(Dinwiddie County and the City of Petersburg)</i>	340	180	69	139	92%	91%	78%
Piedmont Court Services <i>(Appomattox, Prince Edward County)</i>	117	60	20	119	97%	97%	92%
Piedmont Court Services – Mecklenburg <i>(Mecklenburg County)</i>	170	81	45	204	85%	84%	72%
Portsmouth Community Corrections and Pretrial Services <i>(City of Portsmouth)</i>	642	341	117	125	94%	91%	93%
Prince William Office of Criminal Justice Services <i>(Prince William County, Cities of Manassas and Manassas Park)</i>	3,062	1,501	553	135	86%	94%	84%
Rappahannock Regional Jail <i>(King George, Spotsylvania, and Stafford Counties, City of Fredericksburg)</i>	4,012	1,351	456	123	92%	95%	87%
Richmond Department of Justice Services, Division of Adult Programs <i>(City of Richmond)</i>	1,558	1,271	519	149	96%	95%	87%
Riverside Criminal Justice Agency <i>(Prince George and Surry Counties, City of Hopewell)</i>	415	308	112	133	88%	94%	76%

REPORT ON PRETRIAL SERVICES AGENCIES – FY2023

Agency <i>(Localities Served)</i>	Investigations	Supervision Placements	Average Daily Caseload	Average Length of Supervision (Days)	Appearance Rates	Public Safety Rates	Compliance Rate
Rockingham-Harrisonburg Court Services Unit <i>(Rockingham County, City of Harrisonburg)</i>	241	439	275	229	94%	82%	81%
Southside Virginia Community Corrections <i>(Brunswick, Greensville, and Sussex Counties, City of Emporia)</i>	122	78	35	163	95%	98%	90%
Southwest Virginia Community Corrections <i>(Buchanan, Dickenson, Lee, Russell, Scott, Smyth, Tazewell, Washington, and Wise Counties, Cities of Bristol and Norton)</i>	145	867	353	148	94%	92%	72%
Virginia Beach Office of Community Corrections and Pretrial Services <i>(City of Virginia Beach)</i>	74	1,471	571	142	95%	97%	92%
Total	34,504	23,949	9,476	144	91%	95%	87%

Appendix D: Corrective Action Plans

Chesapeake Community Corrections

Description of Area of Noncompliance	Pretrial services investigations, including Virginia Pretrial Risk Assessments (VPRAI) were not completed during fiscal year 2023. Judicial officers in the City of Chesapeake have not received information from the pretrial services investigation reports/Virginia Pretrial Risk Assessment Instrument (VPRAI) from the Chesapeake Community Corrections agency.		
Programmatic Requirement	<p>Virginia Department of Criminal Justice Services Minimum Standards for Pretrial Services, § 2.1, § 3.1, § 3.4, and § 3.5.</p> <p>FY23 and FY24 DCJS Grant Guidelines (all agencies established under the Pretrial Services Act must provide both pretrial investigation and supervision services to all localities served)</p> <p>FY23 and FY24 Comprehensive Community Corrections Act (CCCA) and Pretrial Services Act (PSA) Grant Program Special Conditions (All PSA agencies must provide both pretrial investigation and supervision services to all localities served.)</p> <p>§ 19.2-152.2 et seq. of the Code of Virginia.</p>		
Intended Outcome	All individuals held in the custody of the Chesapeake City Jail that are eligible for pretrial services investigation undergo a pretrial services investigation, and a court report that includes the VPRAI and a recommendation is submitted to the applicable court (General District Court, Juvenile and Domestic Relations Court, and Circuit Court).		
Description of Corrective Action(s) <i>(Include specific steps taken to resolve the identified area of noncompliance to meet the requirement)</i>	Responsible Individual/ Organization/ Notes	Start Date	Completion Date
Gather and assess jail, agency workload, and other community data to determine: <ul style="list-style-type: none"> • the need for investigations on a daily and weekly basis (jail statistics/data) • barriers to completing investigations and other services. • systemic issues • Review pretrial SOP • program needs, workloads, and staffing 	Cori Craver/Mary Riley	8/22/2023	8/30/2023
Develop a PowerPoint presentation to serve as training to include: <ul style="list-style-type: none"> • Community Corrections and its program components • National and state best practices related to pretrial screenings and assessments (to include NIC, APPR, NAPSA, etc. • Use of VPRAI, PRAXIS, and differential supervision • Data gathered above 	Cori Craver/Mary Riley	9/1/2023	9/10/2023
Begin providing training in person or on Teams to CCJB members, Judges, Sheriff’s staff, Commonwealth Attorney’s staff, Magistrates, CCA staff and others who may require such training.	Cori Craver/Mary Riley	9/14/2023	ongoing
Educate CCJB on CAP and assemble key stakeholders during or immediately following CCJB meeting to serve as short-term workgroup to address an improvement plan for providing investigations	Cori Craver/Mary Riley	9/14/2023	9/21/2023

REPORT ON PRETRIAL SERVICES AGENCIES – FY2023

<p>Workgroup to:</p> <ul style="list-style-type: none"> Review data collected by Coordinator and staff. Identify changes that need to occur to implement full investigations to include earlier access to clients (currently access allowed at 8:00 a.m.) Identify how to implement changes in the investigations process. Ensure investigation process and SOPs meet best practice standards. 	Cori Craver/CCA pretrial staff/Mary Riley	10/2/2023	10/27/2023
Resume completion of pretrial investigations and VPRAIs to District and Circuit Courts based on recommendations from Workgroup.	CCA staff/Cori Craver/Mary Riley	11/1/2023	ongoing
Continue to assess jail data and ensure daily the timely completion of investigations. Identify any barriers that may occur.	Cori Craver/CCA staff/Mary Riley	ongoing	ongoing
Provide regular progress reports to DCJS and continue to keep CCJB and workgroup informed about the investigation process. Review at quarterly meetings.	Cori Craver/Mary Riley	ongoing	ongoing

Halifax/Pittsylvania Court Services

Description of Deficiency	Pretrial services investigations and Virginia Pretrial Risk Assessments (VPRAI) are not being completed at time of arrest. Due to staff vacancies, there are not adequate pretrial officers to complete the investigations and supervise their current caseloads. HPCS recently filled two (2) local probation/pretrial officer positions, but there are still five (5) to fill. Not all positions will perform pretrial duties but will be cross trained and will help with office and court coverage to allow pretrial investigations to be completed.		
Programmatic Requirement	<p>FY23 and 24 DCJS Grant Guidelines (all agencies established under the Pretrial Services Act must provide both pretrial investigation and supervision services to all localities served)</p> <p>FY23 and FY24 Comprehensive Community Corrections Act (CCCA) and Pretrial Services Act (PSA) Grant Program Special Conditions (All PSA agencies must provide both pretrial investigation and supervision services to all localities served.)</p> <p>§ 19.2-152.2 et seq. of the Code of Virginia.</p>		
Intended Outcome	All individuals held in the custody of the jails in jurisdictions covered by Halifax/Pittsylvania Court Services that are eligible for pretrial services investigation will have a pretrial services investigation court report completed that includes the VPRAI and a recommendation to the applicable court (General District Court, Juvenile and Domestic Relations Court, and Circuit Court).		
Corrective Action	Start Date	End Date	Responsible Individual/Status
Staffing			
Hire 3 local probation/pretrial officers	08/01/2023	09/30/2023	HPCS Dir/Sr Officer – Pending
Oath of Office taken by new staff	09/15/2023	10/10/2023	HPCS Dir/Sr Officer will arrange with appropriate court – Pending

REPORT ON PRETRIAL SERVICES AGENCIES – FY2023

Review process for completing investigation with existing pretrial staff and train new pretrial staff to conduct investigations. (Start the process in the three (3) original offices in Halifax, Danville, and Chatham.)	09/15/2023	10/30/2023	HPCS Dir/Sr Officer – Begin review with existing staff in the three (3) original office and train new staff in these offices first as these jurisdictions (jails and courts) are more familiar with the investigation process than the four (4) newer jurisdictions that have never had this service.
Hire two (2) local probation/pretrial officers	09/15/2023	10/30/2023	HPCS Dir/Sr Officer – Pending
Oath of Office taken by new staff	10/15/2023	11/10/2023	HPCS Dir/Sr Officer will arrange with appropriate court – Pending
Begin training process for new officers including completion of pretrial investigations.	10/15/2023	11/30/2023	HPCS Dir/Sr. Officer – Pending
Review current pretrial caseloads and adjust caseload size for those officers who will completing investigations in addition to carrying a caseload. Will reduce the Senior Officer’s case load and reassign the Director’s case load so that they can work more closely with the officers, courts and jails as pretrial investigations are being reimplemented.	09/15/2023	10/30/2023	HPCS Dir/Sr Officer – Pending
<i>Conduct Pretrial Investigations</i>	Start Date	End Date	Responsible Individual/Status
Meet with all stakeholders in three (3) original jurisdictions to re-familiarize them with the VPRAI/PRAXI. Determine support for investigation process and address any concerns noted.	09/15/2023	10/30/2023	HPCS Dir/Sr. Officer/Assigned PT Officer for the jurisdiction. – Pending
Begin conducting investigations in Danville. Will begin with bond hearings initially as this is what the Court wanted when investigations were being completed previously and this process was already in place.	10/02/2023	N/A	PT Officer assigned to the Danville jurisdiction. – Pending
Meet with Halifax judges, CA, and jail to determine the best process for completing and presenting investigations to the Court. Notify Public Defender’s office and defense attorneys of the service being implemented and the plan for submission and review of the investigations.	10/02/2023	10/30/2023	HPCS Dir/Sr. Officer/Assigned PT Officer in this jurisdiction. – Pending
Begin conducting investigations in Halifax.	11/01/2023		Assigned PT Officer for the jurisdiction. – Pending
Begin conducting investigations for first appearances in Danville.	12/01/2023		Assigned PT Officer for the jurisdiction. – Pending
Meet with judges, CA and jail in Pittsylvania County to determine the best process for completing and presenting investigations to the Court. Notify the defense attorneys of the service being implemented and the plan for submission and review of investigations.	12/01/2023	01/15/2024	HPCS Dir/Sr. Officer/ Assigned PT Officer for this jurisdiction. – Pending
Begin conducting pretrial investigations in Pittsylvania County.	01/15/2024		Assigned PT Officer for the jurisdiction – Pending

REPORT ON PRETRIAL SERVICES AGENCIES – FY2023

<p>Meet with all stakeholders in four (4) newer jurisdictions – Martinsville, Henry Co., Patrick Co., and Franklin Co. – to provide information on VPRAI/PRAXI and the investigation process. This was reviewed at the time the expansion to these areas was initiated but will need a thorough review as investigations have never been completed in these areas. Determine support for investigation process and address any concerns noted.</p>	<p align="center">01/15/2024</p>	<p align="center">02/15/2024</p>	<p>HPCS Dir/Sr. Officer/Assigned PT Officer in these jurisdictions. – Pending</p>
<p>Begin conducting pretrial investigations in the four (4) newer jurisdictions.</p>	<p align="center">02/15/2024</p>		<p>Assigned PT in each jurisdiction. – Pending</p>