



DEPARTMENT OF  
GENERAL SERVICES

## Annual Report on Capital Outlay Projects for 2025

**TO THE CHAIRS OF THE HOUSE APPROPRIATIONS AND SENATE FINANCE  
AND APPROPRIATIONS COMMITTEES**



**COMMONWEALTH OF VIRGINIA  
RICHMOND  
OCTOBER 1, 2025**

## EXECUTIVE SUMMARY





---

In accordance with Item 4-8.01.d, Chapter 725, 2025 Acts of Assembly, the Department of General Services submits the Annual Report on Capital Outlay Project for 2025.

**EXECUTIVE SUMMARY**

**CAPITAL OUTLAY PROGRESS REPORT**  
**JULY 1, 2024 - JUNE 30, 2025**

**DISTRIBUTION OF OBLIGATED FUNDS**





			
<b>\$169,880,372</b>	<b>\$387,239,793</b>	<b>\$4,501,458,622</b>	<b>\$3,575,358,000</b>
<b>ACQUISITIONS</b>	<b>UNDER DESIGN</b>	<b>UNDER CONSTRUCTION</b>	<b>COMPLETE</b>
<b>29 PROJECTS</b>	<b>122 PROJECTS</b>	<b>142 PROJECTS</b>	<b>107 PROJECTS</b>

# SECRETARY OF ADMINISTRATION

## EXECUTIVE SUMMARY

CAPITAL OUTLAY PROGRESS REPORT  
JULY 1, 2024 - JUNE 30, 2025

### DISTRIBUTION OF OBLIGATED FUNDS

			
\$0	\$44,116,575	\$562,385,782	\$474,963,535
ACQUISITIONS	UNDER DESIGN	UNDER CONSTRUCTION	COMPLETE
0 PROJECTS	8 PROJECTS	8 PROJECTS	3 PROJECTS

Division of Engineering and Buildings  
Annual Progress Report

# SECRETARY OF EDUCATION

## EXECUTIVE SUMMARY

CAPITAL OUTLAY PROGRESS REPORT  
JULY 1, 2024 - JUNE 30, 2025

### DISTRIBUTION OF OBLIGATED FUNDS

\$	\$	\$	\$
\$110,367,383	\$235,497,306	\$2,853,655,091	\$2,317,682,530
ACQUISITIONS	UNDER DESIGN	UNDER CONSTRUCTION	COMPLETE
12 PROJECTS	83 PROJECTS	89 PROJECTS	63 PROJECTS

Division of Engineering and Buildings  
Annual Progress Report

SECRETARY OF HEALTH & HUMAN RESOURCES

EXECUTIVE SUMMARY

CAPITAL OUTLAY PROGRESS REPORT  
JULY 1, 2024 - JUNE 30, 2025

DISTRIBUTION OF OBLIGATED FUNDS

\$	\$	\$	\$
\$0	\$66,559,965	\$80,092,250	\$92,315,929
ACQUISITIONS	UNDER DESIGN	UNDER CONSTRUCTION	COMPLETE
0 PROJECTS	5 PROJECTS	6 PROJECTS	10 PROJECTS

# SECRETARY OF NATURAL & HISTORIC RESOURCES

## EXECUTIVE SUMMARY

CAPITAL OUTLAY PROGRESS REPORT  
JULY 1, 2024 - JUNE 30, 2025

### DISTRIBUTION OF OBLIGATED FUNDS

\$	\$	\$	\$
\$42,659,203	\$13,978,000	\$105,074,169	\$79,183,844
ACQUISITIONS	UNDER DESIGN	UNDER CONSTRUCTION	COMPLETE
9 PROJECTS	8 PROJECTS	11 PROJECTS	7 PROJECTS

Division of Engineering and Buildings  
Annual Progress Report

# SECRETARY OF PUBLIC SAFETY & HOMELAND SECURITY

## EXECUTIVE SUMMARY

CAPITAL OUTLAY PROGRESS REPORT  
JULY 1, 2024 - JUNE 30, 2025

### DISTRIBUTION OF OBLIGATED FUNDS

\$	\$	\$	\$
\$2,539,503	\$22,767,578	\$264,357,252	\$506,219,335
ACQUISITIONS	UNDER DESIGN	UNDER CONSTRUCTION	COMPLETE
3 PROJECTS	13 PROJECTS	9 PROJECTS	13 PROJECTS

Division of Engineering and Buildings  
Annual Progress Report



# SECRETARY OF TRANSPORTATION

## EXECUTIVE SUMMARY

CAPITAL OUTLAY PROGRESS REPORT  
JULY 1, 2024 - JUNE 30, 2025

### DISTRIBUTION OF OBLIGATED FUNDS

\$	\$	\$	\$
\$136,817	\$0	\$299,047,018	\$54,491,078
ACQUISITIONS	UNDER DESIGN	UNDER CONSTRUCTION	COMPLETE
2 PROJECTS	1 PROJECT	3 PROJECTS	4 PROJECTS





Division of Engineering and Buildings  
Annual Progress Report

**SECRETARY OF VETERANS & DEFENSE AFFAIRS**

**EXECUTIVE SUMMARY**

**CAPITAL OUTLAY PROGRESS REPORT**  
**JULY 1, 2024 - JUNE 30, 2025**

**DISTRIBUTION OF OBLIGATED FUNDS**

			
<b>\$6,096,275</b>	<b>\$4,297,369</b>	<b>\$323,917,600</b>	<b>\$50,501,749</b>
<b>ACQUISITIONS</b>	<b>UNDER DESIGN</b>	<b>UNDER CONSTRUCTION</b>	<b>COMPLETE</b>
<b>1 PROJECT</b>	<b>3 PROJECTS</b>	<b>12 PROJECTS</b>	<b>7 PROJECTS</b>





Division of Engineering and Buildings  
Annual Progress Report

# SECRETARY OF AGRICULTURE & FORESTRY

## EXECUTIVE SUMMARY

CAPITAL OUTLAY PROGRESS REPORT  
JULY 1, 2024 - JUNE 30, 2025

### DISTRIBUTION OF OBLIGATED FUNDS

			
<b>\$8,081,191</b>	<b>\$23,000</b>	<b>\$12,929,460</b>	<b>\$0</b>
<b>ACQUISITIONS</b>	<b>UNDER DESIGN</b>	<b>UNDER CONSTRUCTION</b>	<b>COMPLETE</b>
<b>2 PROJECTS</b>	<b>1 PROJECT</b>	<b>4 PROJECTS</b>	<b>0 PROJECTS</b>

Division of Engineering and Buildings  
Annual Progress Report

# SECRETARY OF LABOR EXECUTIVE SUMMARY

CAPITAL OUTLAY PROGRESS REPORT  
JULY 1, 2024 - JUNE 30, 2025

## DISTRIBUTION OF OBLIGATED FUNDS

\$

\$0

ACQUISITIONS

0 PROJECTS

\$

\$0

UNDER DESIGN

0 PROJECTS

\$

\$0

UNDER CONSTRUCTION

0 PROJECTS

\$

\$0

COMPLETE

0 PROJECTS

Division of Engineering and Buildings  
Annual Progress Report

AGENCY CODE	PROJECT CODE	AGENCY NAME	APPROPRIATION OR PROJECT TITLE	BIENNIUM (*FIRST- FUNDED)	APPROPRIATION AMOUNT \$	OBLIGATED AMOUNT \$	INITIAL CO-2 APPROVED	DESIGN PERCENT COMPLETE	CONSTRUCTION CONTRACT(S) AMOUNT \$	CONSTRUCTION PERCENT COMPLETE	ESTIMATED CONSTRUCTION COMPLETION	CABINET SECRETARY
194	16780	DEPARTMENT OF GENERAL SERVICES	RENOVATE OLD STATE LIBRARY	*2002-2004	43,299,000	42,929,000	08/2002	100%	31,000,000	99%	TBD	ADMINISTRATION
194	18008	DEPARTMENT OF GENERAL SERVICES	MONROE EXTERIOR REPAIRS AND JEFFERSON BUILDING WINDOW REPLACEMENT	*2012-2014	4,951,000	4,951,000	12/2012	100%	3,980,000	100%	12/2016	ADMINISTRATION
194	18148	DEPARTMENT OF GENERAL SERVICES	MAKE CRITICAL REPAIRS AND IMPROVEMENTS TO CONSOLIDATED LAB	*2012-2014	12,395,323	10,732,104	01/2021	85%	7,418,542	65%	03/2027	ADMINISTRATION
194	18191	DEPARTMENT OF GENERAL SERVICES	RENOVATE AND REPAIR FORT MONROE	*2014-2016	90,300,000	81,448,117	04/2015	VARIES	18,664,800	VARIES	07/2027	ADMINISTRATION
194	18368	DEPARTMENT OF GENERAL SERVICES	MONROE BUILDING CRITICAL SYSTEMS REPLACEMENTS	*2018-2020	13,600,000	644,847	08/2018	10%	TBD	0%	TBD	ADMINISTRATION
194	18420	DEPARTMENT OF GENERAL SERVICES	SECURITY MEASURES AT NORTH DRIVE	*2018-2020	2,440,946	2,440,946	02/2021	100%	1,754,179	100%	01/2022	ADMINISTRATION
194	18438	DEPARTMENT OF GENERAL SERVICES	REPLACE CENTRAL STATE HOSPITAL	*2018-2020	454,134,230	409,582,310	07/2019	100%	371,050,180	48%	01/2027	ADMINISTRATION
194	18515	DEPARTMENT OF GENERAL SERVICES	STATE RECORD CENTER EXPANSION	*2021	32,594,819	1,627,186	08/2024	100%	18,549,656	15%	12/2026	ADMINISTRATION
194	18516	DEPARTMENT OF GENERAL SERVICES	PROVIDE WATER INFRASTRUCTURE TO STATE FACILITIES IN NOTTOWAY COUNTY	*2021	9,548,502	7,703,510	01/2025	7%	TBD	0%	TBD	ADMINISTRATION
194	18528	DEPARTMENT OF GENERAL SERVICES	NEW STATE OFFICE BUILDING	*2021	21,938,000	5,520,177	01/2023	5%	1,501,680	10%	02/2024	ADMINISTRATION
194	18537	DEPARTMENT OF GENERAL SERVICES	COMMONWEALTH COURTS BUILDING	*2021	28,720,000	28,720,000	10/2024	65%	TBD	0%	03/2030	ADMINISTRATION
194	18647	DEPARTMENT OF GENERAL SERVICES	REPLACE WINDOWS IN DBHDS STATE FACILITIES	*2022-2024	7,029,000	3,082,153	06/2024	100%	2,253,545	0%	01/2026	ADMINISTRATION
194	18648	DEPARTMENT OF GENERAL SERVICES	REPLACE ACCESS CONTROL AND SECURITY SYSTEMS IN DBHDS STATE FACILITIES	*2022-2024	5,800,000	1,494,763	12/2022	100%	TBD	0%	01/2026	ADMINISTRATION
194	18649	DEPARTMENT OF GENERAL SERVICES	REPLACE FIRE ALARMS IN DBHDS FACILITIES	*2022-2024	6,810,000	2,357,602	06/2024	100%	1,547,305	0%	TBD	ADMINISTRATION
194	18660	DEPARTMENT OF GENERAL SERVICES	RENOVATE EASTERN STATE HOSPITAL	*2022-2024	13,774,662	8,830,133	12/2024	100%	8,326,625	80%	08/2026	ADMINISTRATION
194	18693	DEPARTMENT OF GENERAL SERVICES	REHABILITATION OF HISTORIC BUILDINGS (FORT MONROE)	*2023	7,039,000	1,716,755	12/2024	VARIES	1,520,900	VARIES	12/2027	ADMINISTRATION
194	18756	DEPARTMENT OF GENERAL SERVICES	RENOVATE LIBRARY BUILDING	*2025	1,691,000	10,000	02/2025	0%	TBD	0%	12/2031	ADMINISTRATION
194	18765	DEPARTMENT OF GENERAL SERVICES	NEW STATE OFFICE BUILDNG	*2025	51,417,741	103,700	05/2025	0%	TBD	0%	12/2031	ADMINISTRATION
194	and 18394	DEPARTMENT OF GENERAL SERVICES	CAPITOL COMPLEX INFRASTRUCTURE AND SECURITY	*2018-2020	467,571,589	467,571,589	05/2014	VARIES	413,387,589	100%	12/2024	ADMINISTRATION

AGENCY CODE	PROJECT CODE	AGENCY NAME	APPROPRIATION OR PROJECT TITLE	BIENNIUM (*FIRST-FUNDED)	APPROPRIATION AMOUNT \$	OBLIGATED AMOUNT \$	INITIAL CO-2 APPROVED	DESIGN PERCENT COMPLETE	CONSTRUCTION CONTRACT(S) AMOUNT \$	CONSTRUCTION PERCENT COMPLETE	ESTIMATED CONSTRUCTION COMPLETION	CABINET SECRETARY
146	17974	SCIENCE MUSEUM OF VIRGINIA	CONSTRUCTION OF EVENT SPACE AND UPGRADE MUSEUM EXHIBITS	*2010-2012	20,543,876	22,908,219	07/2015	100%	12,442,663	100%	11/2017	EDUCATION
146	18200	SCIENCE MUSEUM OF VIRGINIA	CONSTRUCTION PARKING FACILITY/MASTER SITE PLAN	*2016-2018	13,896,150	13,896,150	11/2018	100%	9,490,992	99%	09/2023	EDUCATION
146	18317	SCIENCE MUSEUM OF VIRGINIA	NEW EXHIBITS AT THE DANVILLE SCIENCE CENTER	*2017	4,250,000	4,250,000	03/2019	100%	4,250,000	98%	04/2021	EDUCATION
146	18428	SCIENCE MUSEUM OF VIRGINIA	CONSTRUCT REGIONAL SCIENCE CENTER IN NORTHERN VIRGINIA	*2019	70,682,221	70,682,221	12/2024	100%	67,656,479	14%	12/2026	EDUCATION
146	18531	SCIENCE MUSEUM OF VIRGINIA	CRITICAL FACILITY AND INFRASTRUCTURE UPGRADES AND SAFETY MODIFICATIONS	*2020-2022	4,957,000	4,957,000	06/2021	100%	4,746,661	50%	02/2027	EDUCATION
146	18555	SCIENCE MUSEUM OF VIRGINIA	COMMUNITY GREEN SPACE	*2020-2022	7,506,000	5,396,120	07/2021	66%	5,396,120	50%	08/2026	EDUCATION
146	18761	SCIENCE MUSEUM OF VIRGINIA	REFURBISH AND REALLOCATE INTERIOR SPACE	*2024-2026	250,000	250,000	02/2025	N/A	N/A	N/A	N/A	EDUCATION
202	18058	LIBRARY OF VIRGINIA	STATE LIBRARY IMPROVEMENTS FOR STORAGE, SECURITY AND IT	*2013	1,860,000	1,519,915	10/2005	100%	1,860,000	90%	06/2026	EDUCATION
204	17933	THE COLLEGE OF WILLIAM AND MARY	RENOVATE DORMITORIES	*2012-2014	14,650,000	14,191,788	12/2013	100%	11,332,951	100%	TBD	EDUCATION
204	18003	THE COLLEGE OF WILLIAM AND MARY	IMPROVE LAKE MATOAKA DAM SPILLWAY	*2012-2014	5,119,000	1,072,183	03/2019	100%	0	0%	TBD	EDUCATION
204	18100	THE COLLEGE OF WILLIAM AND MARY	DORM RENOVATIONS	*2014-2016	52,937,000	51,788,405	10/2019	100%	22,134,311	95%	08/2025	EDUCATION
204	18112	THE COLLEGE OF WILLIAM AND MARY	IMPROVE AUXILIARY FACILITIES	*2014-2016	10,000,000	8,665,946	05/2015	100%	1,430,405	100%	05/2023	EDUCATION
204	18218	THE COLLEGE OF WILLIAM AND MARY	DORM X	*2020-2022	32,123,575	13,629,981	04/2021	100%	3,569,146	100%	07/2020	EDUCATION
204	18219	THE COLLEGE OF WILLIAM AND MARY	IMPROVE AUXILIARY FACILITIES	*2024-2026	25,000,000	16,821,760	01/2024	100%	0	0%	TBD	EDUCATION
204	18220	THE COLLEGE OF WILLIAM AND MARY	IMPROVEMENTS TO ATHLETIC FACILITIES	*2016-2018	6,300,000	6,228,677	04/2020	100%	2,858,990	100%	11/2022	EDUCATION
204	18292	THE COLLEGE OF WILLIAM AND MARY	FINE AND PERFORMING ARTS COMPLEX I AND II	*2016-2018	139,171,275	139,221,603	12/2016	100%	108,657,266	100%	08/2023	EDUCATION
204	18329	THE COLLEGE OF WILLIAM AND MARY	INTEGRATED SCIENCE CENTER IV	*2016-2018	102,892,254	96,720,379	11/2017	100%	79,565,439	90%	09/2025	EDUCATION
204	18360	THE COLLEGE OF WILLIAM AND MARY	SADLER CENTER WEST ADDITION	*2018-2020	37,742,000	33,811,679	09/2018	100%	27,158,770	100%	08/2022	EDUCATION
204	18467	THE COLLEGE OF WILLIAM AND MARY	KAPLAN ARENA AND SPORTS PERFORMANCE CENTER	*2020-2022	65,000,000	55,053,012	06/2023	100%	0	65%	12/2025	EDUCATION
204	18474	THE COLLEGE OF WILLIAM AND MARY	REPAIR SANITARY SEWER LINES	*2020-2022	3,750,000	1,005,581	03/2021	100%	177,243	50%	TBD	EDUCATION
204	18518	THE COLLEGE OF WILLIAM AND MARY	REPLACE SWEM LIBRARY WINDOWS	*2020-2022	4,840,000	4,540,524	04/2021	100%	4,000,000	100%	09/2024	EDUCATION
204	18585	THE COLLEGE OF WILLIAM AND MARY	TECH TALENT EQUIPMENT	*2022-2024	288,932	277,296	02/2022	N/A	N/A	N/A	TBD	EDUCATION
204	18591	THE COLLEGE OF WILLIAM AND MARY	IMPROVE ACCESSIBILITY INFRASTRUCTURE	*2024-2026	5,850,000	382,288	01/2024	100%	2,391,280	5%	TBD	EDUCATION
204	18678	THE COLLEGE OF WILLIAM AND MARY	RENOVATE HISTORIC CAMPUS	*2024-2026	13,951,000	11,669,439	04/2024	100%	9,464,985	35%	03/2026	EDUCATION
207	15922	UNIVERSITY OF VIRGINIA	LAW SCHOOL CABLE REPAIR	*1996-1998	4,400,000	1,678,108	05/1998	N/A	0	0%	TBD	EDUCATION
207	18082	UNIVERSITY OF VIRGINIA	GILMER/CHEMISTRY RENOVATION	*2014-2016	197,031,000	196,643,479	06/2014	100%	159,872,457	100%	07/2022	EDUCATION
207	18330	UNIVERSITY OF VIRGINIA	RENOVATE PHYSICS BUILDING	*2017	62,509,974	61,226,843	12/2017	100%	48,228,661	99%	08/2024	EDUCATION
207	18331	UNIVERSITY OF VIRGINIA	ALDERMAN LIBRARY	*2016-2018	162,503,449	162,503,449	10/2017	100%	123,423,431	100%	10/2025	EDUCATION

AGENCY CODE	PROJECT CODE	AGENCY NAME	APPROPRIATION OR PROJECT TITLE	BIENNIUM (*FIRST- FUNDED)	APPROPRIATION AMOUNT \$	OBLIGATED AMOUNT \$	INITIAL CO-2 APPROVED	DESIGN PERCENT COMPLETE	CONSTRUCTION CONTRACT(S) AMOUNT \$	CONSTRUCTION PERCENT COMPLETE	ESTIMATED CONSTRUCTION COMPLETION	CABINET SECRETARY
207	18602	UNIVERSITY OF VIRGINIA	CENTER FOR THE ARTS	*2024-2026	14,376,000	14,376,000	12/2024	93%	0	0%	12/2029	EDUCATION
208	18332	VIRGINIA POLYTECHNIC INSTITUTE AND STATE UNIVERSITY	CONSTRUCTION UNDERGRADUATE LAB BUILDING	*2016-2018	90,412,250	90,412,250	10/2017	100%	70,996,981	100%	08/2024	EDUCATION
208	18357	VIRGINIA POLYTECHNIC INSTITUTE AND STATE UNIVERSITY	IMPROVE STUDENT WELLNESS FACILITIES	*2018-2020	72,500,000	70,000,000	07/2019	100%	60,967,226	100%	07/2024	EDUCATION
208	18412	VIRGINIA POLYTECHNIC INSTITUTE AND STATE UNIVERSITY	AT INNOVATION CAMPUS, NORTHERN VIRGINIA	*2018-2020	302,136,000	302,136,000	09/2019	100%	231,722,732	95%	04/2024	EDUCATION
208	18432	VIRGINIA POLYTECHNIC INSTITUTE AND STATE UNIVERSITY	VA CYBER INITIATIVE RENOVATIONS, SPACE ENHANCEMENT AND EQUIPMENT	*2019	5,000,000	1,500,000	05/2019	100%	1,500,000	80%	06/2023	EDUCATION
208	18459	VIRGINIA POLYTECHNIC INSTITUTE AND STATE UNIVERSITY	CONSTRUCTION OF NEW UPPER QUAD RESIDENCE HALL	*2020-2022	42,000,000	42,000,000	08/2021	100%	34,628,058	100%	08/2023	EDUCATION
208	18478	VIRGINIA POLYTECHNIC INSTITUTE AND STATE UNIVERSITY	ADDRESS LIFE, HEALTH, SAFETY, ACCESSIBILITY AND CODE COMPLIANCE	*2020-2022	10,400,000	10,400,000	12/2020	100%	7,689,117	80%	12/2025	EDUCATION
208	18502	VIRGINIA POLYTECHNIC INSTITUTE AND STATE UNIVERSITY	REPLACE RANDOLPH HALL	*2020-2022	345,081,000	345,081,000	12/2020	100%	293,058,607	21%	12/2028	EDUCATION
208	18559	VIRGINIA POLYTECHNIC INSTITUTE AND STATE UNIVERSITY	EQUIPMENT FOR WORKFORCE DEVELOPMENT	*2021	24,902,000	24,902,000	05/2021	100%	24,902,000	10%	06/2029	EDUCATION
208	18605	VIRGINIA POLYTECHNIC INSTITUTE AND STATE UNIVERSITY	CONSTRUCTION HITT HALL	*2022-2024	85,000,000	85,000,000	07/2022	100%	67,038,293	100%	12/2023	EDUCATION
208	18669	VIRGINIA POLYTECHNIC INSTITUTE AND STATE UNIVERSITY	IMPROVE BUILDING ENVELOPES	*2022-2024	47,200,000	13,090,272	02/2024	80%	9,224,752	33%	09/2031	EDUCATION
208	18674	VIRGINIA POLYTECHNIC INSTITUTE AND STATE UNIVERSITY	RENOVATE DERRING HALL - PLANNING	*2022-2024	1,624,000	1,624,000	12/2024	1%	-	0%	12/2027	EDUCATION
208	18682	VIRGINIA POLYTECHNIC INSTITUTE AND STATE UNIVERSITY	MEDICINE AND FRALIN BIOMEDICAL RESEARCH INSTITUE - DETAILED PLANNING	*2022-2024	9,000,000	9,000,000	01/2024	20%	-	0%	08/2030	EDUCATION
208	18723	VIRGINIA POLYTECHNIC INSTITUTE AND STATE UNIVERSITY	IMPROVE CAMPUS ACCESSIBILITY	*2022-2024	881,078	881,078	12/2024	50%	-	0%	08/2027	EDUCATION
211	18270	VIRGINIA MILITARY INSTITUTE	RENOVATE AND EXPAND SCOTT SHIPP HALL	*2016-2018	40,000,000	40,000,000	08/2018	100%	35,606,664	100%	12/2021	EDUCATION
211	18519	VIRGINIA MILITARY INSTITUTE	POST WIDE SAFETY AND SECURITY	*2020-2022	11,127,350	11,127,350	11/2022	100%	9,141,350	80%	10/2025	EDUCATION
211	18520	VIRGINIA MILITARY INSTITUTE	NEB EXPANSION AND RENOVATION	*2020-2022	3,783,000	3,783,000	04/2020	100%	TBD	0%	05/2028	EDUCATION
211	18542	VIRGINIA MILITARY INSTITUTE	CENTER FOR LEADERSHIP AND ETHICS PHASE II	*2022-2024	3,589,179	3,589,170	05/2023	60%	TBD	0%	08/2028	EDUCATION
211	18603	VIRGINIA MILITARY INSTITUTE	CADET SAFETY AND SECURITY	*2020-2022	8,675,000	8,675,000	11/2022	100%	3,137,001	25%	06/2026	EDUCATION
211	18604	VIRGINIA MILITARY INSTITUTE	REPLACE WINDOWS IN OLD AND NEW BARRACKS	*2022-2024	1,000,000	1,000,000	03/2023	100%	18,979,917	10%	07/2027	EDUCATION
211	18665	VIRGINIA MILITARY INSTITUTE	CONSTRUCTION MOODY HALL - DETAILED PLANNING	*2022-2024	2,110,000	2,110,000	03/2023	60%	TBD	0%	08/2028	EDUCATION
211	18700	VIRGINIA MILITARY INSTITUTE	NEW MARKET VMOCW RENOVATION AND IMPROVEMENTS	*2024-2026	1,665,000	0	04/2024	0%	TBD	0%	08/2029	EDUCATION
211	18701	VIRGINIA MILITARY INSTITUTE	HINTY HALL FACILITIES MANAGEMENT IMPROVEMENTS	*2024-2026	2,500,000	2,125,978	04/2024	15%	TBD	0%	08/2029	EDUCATION
211	18702	VIRGINIA MILITARY INSTITUTE	RENOVATE FINANCIAL AID AND ADMISSIONS C	*2024-2026	962,128	460,969	04/2024	35%	TBD	0%	08/2028	EDUCATION
211	18708	VIRGINIA MILITARY INSTITUTE	PATCHIN FIELD LACROSSE - SOCCER STADIUM	*2024-2026	1,956,242	0	04/2025	0%	TBD	0%	TBD	EDUCATION
211	18762	VIRGINIA MILITARY INSTITUTE	TURMAN HOUSE RENOVATION	*2018-2020	3,500,000	491,886	12/2018	90%	TBD	0%	05/2027	EDUCATION
212	17312	VIRGINIA STATE UNIVERSITY	ACQUIRE ETTRICK PROPERTY EXTENSION	*2006-2008	13,962,000	8,252,548	10/2012	N/A	N/A	N/A	N/A	EDUCATION
212	17871	VIRGINIA STATE UNIVERSITY	ADDITION TO M. T. CARTER BUILDING	*2017	10,000,000	8,154,457	01/2021	100%	7,424,318	100%	10/2023	EDUCATION

AGENCY CODE	PROJECT CODE	AGENCY NAME	APPROPRIATION OR PROJECT TITLE	BIENNIUM (*FIRST- FUNDED)	APPROPRIATION AMOUNT \$	OBLIGATED AMOUNT \$	INITIAL CO-2 APPROVED	DESIGN PERCENT COMPLETE	CONSTRUCTION CONTRACT(S) AMOUNT \$	CONSTRUCTION PERCENT COMPLETE	ESTIMATED CONSTRUCTION COMPLETION	CABINET SECRETARY
212	17965	VIRGINIA STATE UNIVERSITY	CONSTRUCT NEW STUDENT UNION	*2012-2014	35,547,000	1,649,586	11/2024	95%	N/A	0%	TBD	EDUCATION
212	18059	VIRGINIA STATE UNIVERSITY	WATER PIPING TO CAMPUS PUMP STATION AND DEMOLISH WATER TANK	*2013	15,198,484	9,805,443	06/2025	100%	9,574,053	73%	09/2026	EDUCATION
212	18333	VIRGINIA STATE UNIVERSITY	DEMOLISH AND REPLACE DANIEL GYM AND DEMOLISH HARRIS HALL	*2016-2018	134,392,107	125,734,107	02/2025	100%	105,126,805	96%	09/2025	EDUCATION
212	18475	VIRGINIA STATE UNIVERSITY	IMPROVE AND REPLACE TECHNOLOGY INFRASTRUCTURE	*2020-2022	11,471,000	1,003,445	06/2022	50%	N/A	0%	TBD	EDUCATION
212	18481	VIRGINIA STATE UNIVERSITY	CAMPUS SAFETY, SECURITY ENERGY REDUCTION AND SYSTEM RELIABILITY	*2020-2022	8,295,506	3,266,277	12/2024	35%	1,253,347	10%	TBD	EDUCATION
212	18521	VIRGINIA STATE UNIVERSITY	CONSTRUCTION ADMISSIONS BUILDING	*2020-2022	24,048,000	2,637,389	05/2024	100%	N/A	0%	03/2027	EDUCATION
212	18522	VIRGINIA STATE UNIVERSITY	WATERPROOF CAMPUS BUILDINGS - DETAILED PLANNING	*2020-2022	990,337	773,806	07/2024	40%	N/A	0%	TBD	EDUCATION
212	18530	VIRGINIA STATE UNIVERSITY	VENTILATION CAMPUS-WIDE FOR INFECTIOUS AEROSOL CONTROL	*2021	33,980,000	2,727,649	06/2025	40%	N/A	0%	TBD	EDUCATION
212	18607	VIRGINIA STATE UNIVERSITY	IMPROVE CAMPUSWIDE DRAINAGE	*2022-2024	13,899,852	6,771,002	02/2025	40%	5,936,255	0%	TBD	EDUCATION
212	18608	VIRGINIA STATE UNIVERSITY	REROOF ACADEMIC AND ADMINISTRATIVE BUILDINGS CAMPUS-WIDE	*2022-2024	19,147,000	1,206,093	05/2024	30%	N/A	0%	TBD	EDUCATION
212	18609	VIRGINIA STATE UNIVERSITY	IMPROVE ACCESS AND ACCESSIBILITY	*2022-2024	26,436,783	6,351,877	06/2025	30%	N/A	0%	TBD	EDUCATION
212	18703	VIRGINIA STATE UNIVERSITY	CONSTRUCT BOLT LEADERSHIP CENTER FOR SOCIAL RESPONSIBILITY	*2023	2,665,000	1,728,194	03/2024	0%	N/A	0%	TBD	EDUCATION
212	18709	VIRGINIA STATE UNIVERSITY	CONSTRUCT NEW STUDENT HOUSING	*2024-2026	74,500,000	25,843,122	12/2024	0%	N/A	0%	TBD	EDUCATION
212	18735	VIRGINIA STATE UNIVERSITY	IMPROVE SOUTH ENTRANCE AND CAMPUS SECURITY	*2024-2026	15,000,000	1,113,313	03/2025	0%	N/A	0%	TBD	EDUCATION
212	18757	VIRGINIA STATE UNIVERSITY	RENOVATE VIRGINIA HALL	*2024-2026	2,812,000	123,787	10/2024	0%	N/A	0%	TBD	EDUCATION
212	18772	VIRGINIA STATE UNIVERSITY	IMPROVE LIFE SAFETY CAMPUSWIDE	*2025	6,596,950	0	06/2025	0%	N/A	0%	TBD	EDUCATION
213	17818	NORFOLK STATE UNIVERSITY	CONSTRUCTION NEW RESIDENTIAL HALL	*2018-2020	56,000,001	55,956,088	03/2018	100%	51,594,227	100%	12/2019	EDUCATION
213	18093	NORFOLK STATE UNIVERSITY	TRANSFER AND ACQUIRE NORFOLK PROPERTIES	*2011	15,000	13,718	11/2013	91%	0	0%	NA	EDUCATION
213	18221	NORFOLK STATE UNIVERSITY	RENOVATE RESIDENTIAL HALLS	*2016-2018	10,437,000	10,367,785	12/2016	100%	8,408,802	100%	12/2020	EDUCATION
213	18294	NORFOLK STATE UNIVERSITY	UPDATE MASTER PLAN	*2016-2018	252,600	223,704	02/2017	89%	0	0%	NA	EDUCATION
213	18385	NORFOLK STATE UNIVERSITY	SCIENCE BULDING REPLACEMENT	*2020-2022	5,500,000	5,412,960	05/2023	100%	118,291,173	5%	07/2027	EDUCATION
213	18543	NORFOLK STATE UNIVERSITY	RENOVATE/REPLACE FINE ARTS BUILDING	*2021	25,000,000	2,479,224	07/2022	15%	TBD	0%	TBD	EDUCATION
213	18583	NORFOLK STATE UNIVERSITY	RENOVATE TECH TALENT LAB	*2022-2024	618,781	604,592	05/2022	100%	279,507	100%	08/2023	EDUCATION
213	18724	NORFOLK STATE UNIVERSITY	IMPROVE CAMPUS INFRASTRUCTURE	*2024-2026	14,064,327	0	06/2025	0%	TBD	0%	TBD	EDUCATION
214	16657	LONGWOOD UNIVERSITY	ACQUIRE PROPERTY ADJACENT TO CAMPUS	*2002-2004	6,500,000	2,796,682	08/2002	N/A	N/A	N/A	N/A	EDUCATION
214	17019	LONGWOOD UNIVERSITY	RENOVATE BLACKWELL HALL AND BOOKSTORE	*2004-2006	12,813,000	7,825,192	08/2004	VARIES	5,902,833	100%	05/2015	EDUCATION
214	17448	LONGWOOD UNIVERSITY	ASBESTOS ABATEMENT	*2006-2008	2,332,000	1,927,427	03/2007	VARIES	VARIES	100%	08/2024	EDUCATION
214	17893	LONGWOOD UNIVERSITY	CONSTRUCTION OF UNIVERSITY CENTER	*2011	40,195,000	39,561,322	06/2011	100%	32,026,292	100%	10/2018	EDUCATION



AGENCY CODE	PROJECT CODE	AGENCY NAME	APPROPRIATION OR PROJECT TITLE	BIENNIUM (*FIRST-FUNDED)	APPROPRIATION AMOUNT \$	OBLIGATED AMOUNT \$	INITIAL CO-2 APPROVED	DESIGN PERCENT COMPLETE	CONSTRUCTION CONTRACT(S) AMOUNT \$	CONSTRUCTION PERCENT COMPLETE	ESTIMATED CONSTRUCTION COMPLETION	CABINET SECRETARY
214	18083	LONGWOOD UNIVERSITY	ADMISSIONS OFFICE	*2013	12,851,715	12,097,314	11/2024	100%	7,937,002	VARIES	VARIES	EDUCATION
214	18084	LONGWOOD UNIVERSITY	NEW ACADEMIC BUILDING	*2013	22,713,000	22,513,419	08/2019	100%	16,530,511	100%	05/2021	EDUCATION
214	18384	LONGWOOD UNIVERSITY	RENOVATE AND EXPAND ENVIRONMENTAL HEALTH AND SAFETY AND FACILITIES ANNEX	*2018-2020	29,950,374	29,888,286	06/2019	100%	23,604,560	99%	02/2025	EDUCATION
214	18425	LONGWOOD UNIVERSITY	WYGAL HALL REPLACEMENT	*2019	8,689,000	8,015,448	07/2019	100%	0	0%	08/2027	EDUCATION
214	18440	LONGWOOD UNIVERSITY	REPLACE MAJOR HVAC SYSTEM COMPONENTS	*2019	2,054,819	2,039,948	10/2019	100%	1,415,570	VARIES	VARIES	EDUCATION
214	18538	LONGWOOD UNIVERSITY	REPLACE MAJOR HVAC CONTROLS AND EQUIPMENT - COVID 19 RESPONSE	*2021	3,773,000	2,695,217	09/2021	VARIES	1,711,117	VARIES	VARIES	EDUCATION
214	18695	LONGWOOD UNIVERSITY	REPLACE CHILLER IN FOUR CAMPUS BUILDINGS	*2023	5,000,000	2,027,142	11/2023	100%	VARIES	VARIES	VARIES	EDUCATION
214	18754	LONGWOOD UNIVERSITY	REPLACE STEAM DISTRIBUTION SYSTEM IN FOUR CAMPUS BUILDINGS	*2025	241,000	0	05/2025	0%	N/A	0%	TBD	EDUCATION
215	18066	UNIVERSITY OF MARY WASHINGTON	CONSTRUCTION OF JEPSON SCIENCE CENTER ADDITION	*2013	31,884,000	31,739,255	12/2013	100%	24,280,680	100%	12/2019	EDUCATION
215	18177	UNIVERSITY OF MARY WASHINGTON	WILLARD HALL RENOVATION	*2015	27,175,000	24,272,939	09/2017	100%	19,311,522	100%	01/2020	EDUCATION
215	18272	UNIVERSITY OF MARY WASHINGTON	REPAIR AND REPLACE UTILITIES	*2016-2018	11,365,788	10,268,428	11/2016	100%	4,785,454	90%	09/2023	EDUCATION
215	18297	UNIVERSITY OF MARY WASHINGTON	RENOVATE SEACOBECK HALL	*2016-2018	30,920,086	30,766,544	11/2016	100%	23,201,260	99%	01/2022	EDUCATION
215	18362	UNIVERSITY OF MARY WASHINGTON	RENOVATE RESIDENCE HALL, PHASE II	*2018-2020	24,500,000	23,611,357	08/2018	100%	17,901,615	99%	08/2022	EDUCATION
215	18544	UNIVERSITY OF MARY WASHINGTON	CONSTRUCTION PERFORMING ARTS CENTER	*2021	6,750,000	5,613,594	12/2021	20%	N/A	0%	01/1900	EDUCATION
216	17024	JAMES MADISON UNIVERSITY	ACQUIRE PROPERTY FOR FUTURE EXPANSION	*2004-2006	16,062,000	15,977,931	01/2005	N/A	N/A	N/A	N/A	EDUCATION
216	17821	JAMES MADISON UNIVERSITY	BLANKET PROPERTY ACQUISITION	*2010-2012	33,000,000	21,490,303	05/2021	N/A	N/A	N/A	N/A	EDUCATION
216	17826	JAMES MADISON UNIVERSITY	CONVOCATION CENTER RENOVATION AND EXPANSION	*2020-2022	25,000,000	22,500,000	05/2021	100%	15,960,150	98%	07/2023	EDUCATION
216	18469	JAMES MADISON UNIVERSITY	RENOVATE EAGLE HALL	*2020-2022	0	0	06/2021	0%	N/A	0%	N/A	EDUCATION
216	18485	JAMES MADISON UNIVERSITY	RENOVATE AND EXPAND CARRIER LIBRARY	*2020-2022	117,790,000	103,132,397	05/2021	100%	93,768,537	80%	01/2026	EDUCATION
216	18553	JAMES MADISON UNIVERSITY	EAST CAMPUS STEAM PLANT, PHASE I	*2021	6,579,237	5,467,380	09/2021	100%	5,774,515	0%	11/2025	EDUCATION
216	18595	JAMES MADISON UNIVERSITY	EAST CAMPUS STEAM PLANT, PHASE II	*2023	43,130,000	38,925,194	02/2023	100%	37,201,304	25%	06/2026	EDUCATION
216	18596	JAMES MADISON UNIVERSITY	VILLAGE STUDENT HOUSING, PHASE I	*2023	75,057,821	67,776,265	02/2023	60%	61,829,126	90%	05/2025	EDUCATION
216	18710	JAMES MADISON UNIVERSITY	SPOTSWOOD HALL RENOVATION	*2024-2026	23,820,000	14,521,857	08/2024	100%	13,499,803	15%	04/2026	EDUCATION
216	18738	JAMES MADISON UNIVERSITY	EAST CAMPUS STEAM PLANT, PHASE III	*2024-2026	1,764,000	221,000	02/2025	5%	TBD	0%	TBD	EDUCATION
216	18739	JAMES MADISON UNIVERSITY	COLLEGE OF HEALTH AND BEHAVIORAL SCIENCE	*2024-2026	7,875,964	6,726,830	10/2024	40%	TBD	0%	TBD	EDUCATION
216	18758	JAMES MADISON UNIVERSITY	JOHNSTON HALL RENOVATION	*2024-2026	1,353,000	3,599,679	02/2025	40%	TBD	0%	TBD	EDUCATION
217	17534	RADFORD UNIVERSITY	ACQUIRE LAND	*2010-2012	5,000,000	3,888,444	02/2010	N/A	N/A	N/A	N/A	EDUCATION
217	17565	RADFORD UNIVERSITY	RENOVATE RESIDENCE HALLS	*2013	36,000,000	30,607,361	03/2013	N/A	N/A	N/A	N/A	EDUCATION

AGENCY CODE	PROJECT CODE	AGENCY NAME	APPROPRIATION OR PROJECT TITLE	BIENNIUM (*FIRST-FUNDED)	APPROPRIATION AMOUNT \$	OBLIGATED AMOUNT \$	INITIAL CO-2 APPROVED	DESIGN PERCENT COMPLETE	CONSTRUCTION CONTRACT(S) AMOUNT \$	CONSTRUCTION PERCENT COMPLETE	ESTIMATED CONSTRUCTION COMPLETION	CABINET SECRETARY
217	17851	RADFORD UNIVERSITY	ACQUIRE PROPERTY FOR CAMPUS EXPANSION	*2018-2020	46,011,100	25,034,404	07/2018	N/A	N/A	N/A	N/A	EDUCATION
217	18386	RADFORD UNIVERSITY	ADAPTIVE INNOVATION AND CREATIVITY (CAIC)	*2018-2020	131,631,090	127,101,420	04/2023	99%	80,500,000	95%	08/2025	EDUCATION
217	18462	RADFORD UNIVERSITY	RENOVATE NORWOOD AND TYLER RESIDENCE HALLS	*2022-2024	38,500,000	3,457,140	12/2022	99%	30,752,210	5%	08/2026	EDUCATION
217	18598	RADFORD UNIVERSITY	INSTALL COMBINED HEATING AND POWER COGENERATION FACILITY	*2022-2024	23,000,000	5,314	03/2023	15%	17,966,928	0%	09/2026	EDUCATION
217	18600	RADFORD UNIVERSITY	IMPROVE CAMPUS UTILITIES INFRASTRUCTURE	*2022-2024	15,425,000	34,864	03/2023	1%	N/A	0%	N/A	EDUCATION
218	18024	VIRGINIA SCHOOL FOR THE DEAF AND BLIND	IMPROVE CAMPUS SECURITY, ADA AND OTHER REGULATORY COMPLIANCE	*2012-2014	3,031,236	2,580,836	06/2013	90%	2,146,286	75%	02/2026	EDUCATION
218	18324	VIRGINIA SCHOOL FOR THE DEAF AND BLIND	RENOVATE MAIN HALL EXTERIOR	*2017	11,993,000	11,920,600	01/2020	100%	10,424,710	99%	02/2026	EDUCATION
218	18370	VIRGINIA SCHOOL FOR THE DEAF AND BLIND	MAKE SYSTEM INFRASTRUCTURE REPAIRS AND IMPROVEMENTS	*2018-2020	2,000,000	1,918,817	01/2019	100%	1,598,525	50%	04/2026	EDUCATION
218	18417	VIRGINIA SCHOOL FOR THE DEAF AND BLIND	EXPAND EMERGENCY GENERATOR SYSTEM	*2020-2022	1,017,000	983,341	08/2019	100%	838,700	95%	10/2026	EDUCATION
218	18662	VIRGINIA SCHOOL FOR THE DEAF AND BLIND	RENOVATE LEWLLYN GYM - DETAILED PLANNING	*2022-2024	17,064,000	1,167,392	09/2023	35%	N/A	0%	08/2027	EDUCATION
218	18663	VIRGINIA SCHOOL FOR THE DEAF AND BLIND	CONSTRUCT STORM SHELTERS/SAFE ROOMS - DETAILED PLANNING	*2022-2024	200,000	38,950	09/2023	5%	N/A	0%	08/2027	EDUCATION
221	16688	OLD DOMINION UNIVERSITY	RENOVATE HOUSING, PHASE I	*2002-2004	12,395,602	10,241,808	08/2002	100%	2,111,147	100%	11/2012	EDUCATION
221	17030	OLD DOMINION UNIVERSITY	TELETECHNET CLASSROOMS AT COMMUNITY COLLEGES	*2004-2006	2,494,078	2,494,078	01/2005	100%	897,835	100%	09/2013	EDUCATION
221	17342	OLD DOMINION UNIVERSITY	QUAD STUDENT HOUSING - PHASE II	*2006-2008	68,379,396	68,315,783	08/2006	100%	50,551,384	100%	08/2010	EDUCATION
221	17345	OLD DOMINION UNIVERSITY	LAND ACQUISITION	*2006-2008	3,940,000	316,137	11/2011	N/A	N/A	N/A	N/A	EDUCATION
221	17483	OLD DOMINION UNIVERSITY	POWHATAN SPORTS CENTER	*2006-2008	46,821,765	46,416,372	08/2007	100%	15,741,734	100%	10/2017	EDUCATION
221	17549	OLD DOMINION UNIVERSITY	BASEBALL STADIUM RENOVATION	*2008-2010	27,039,757	22,849,609	09/2008	100%	20,115,277	13%	02/2026	EDUCATION
221	17875	OLD DOMINION UNIVERSITY	NEW EDUCATION BUILDING	*2010-2012	42,575,927	42,561,784	01/2012	100%	34,634,128	100%	04/2018	EDUCATION
221	17945	OLD DOMINION UNIVERSITY	STUDENT HOUSING RENOVATION, PHASE II	*2012-2014	26,193,413	16,089,341	06/2014	100%	14,158,026	95%	10/2023	EDUCATION
221	17947	OLD DOMINION UNIVERSITY	REPLACE WEBB UNIVERSITY CENTER	*2012-2014	98,657,842	1,734,663	02/2015	3%	N/A	0%	N/A	EDUCATION
221	18068	OLD DOMINION UNIVERSITY	CHEMISTRY BUILDING	*2014-2016	75,557,000	71,698,791	11/2015	100%	60,420,195	100%	05/2021	EDUCATION
221	18101	OLD DOMINION UNIVERSITY	CONSTRUCTION NEW RESIDENCE HALLS, PHASE I	*2014-2016	76,464,000	56,400,462	05/2016	100%	48,831,305	100%	VARIES	EDUCATION
221	18335	OLD DOMINION UNIVERSITY	HEALTH SCIENCES BUILDING	*2016-2018	70,600,786	76,404,888	10/2018	100%	61,042,166	100%	09/2024	EDUCATION
221	18359	OLD DOMINION UNIVERSITY	WOMEN'S VOLLEYBALL FACILITY	*2018-2020	3,670,000	3,268,382	11/2018	100%	2,910,708	100%	12/2021	EDUCATION
221	18406	OLD DOMINION UNIVERSITY	CAMPUS WIDE DINING IMPROVEMENTS, PHASE II	*2019	2,500,000	0	08/2019	0%	TBD	0%	TBD	EDUCATION
221	18407	OLD DOMINION UNIVERSITY	STUDENT HEALTH AND WELLNESS	*2019	12,518,878	11,372,139	10/2019	100%	9,371,923	100%	12/2023	EDUCATION
221	18441	OLD DOMINION UNIVERSITY	ADDRESS MAINTENANCE NEEDS IN KAUFMAN HALL AND MILLS GODWIN BUILDING	*2019	3,541,000	2,396,954	02/2021	VARIES	2,200,024	VARIES	VARIES	EDUCATION
221	18473	OLD DOMINION UNIVERSITY	CONSTRUCTION OF A NEW BIOLOGY BUILDING	*2020-2022	5,135,736	5,135,736	06/2021	100%	TBD	10%	08/2027	EDUCATION

AGENCY CODE	PROJECT CODE	AGENCY NAME	APPROPRIATION OR PROJECT TITLE	BIENNIUM (*FIRST-FUNDED)	APPROPRIATION AMOUNT \$	OBLIGATED AMOUNT \$	INITIAL CO-2 APPROVED	DESIGN PERCENT COMPLETE	CONSTRUCTION CONTRACT(S) AMOUNT \$	CONSTRUCTION PERCENT COMPLETE	ESTIMATED CONSTRUCTION COMPLETION	CABINET SECRETARY
221	18476	OLD DOMINION UNIVERSITY	CAMPUS-WIDE STORMWATER IMPROVEMENTS	*2020-2022	5,241,702	304,269	09/2021	5%	TBD	0%	TBD	EDUCATION
221	18510	OLD DOMINION UNIVERSITY	VIRGINIA CYBER INITIATIVE RENOVATIONS, SPACE ENHANCEMENTS AND EQUIPMENT	*2017	500,000	0	08/2020	100%	333,280	100%	09/2022	EDUCATION
221	18550	OLD DOMINION UNIVERSITY	CENTER FOR THE HAMPTON ROADS BIOMEDICAL RESEARCH CONSORTIUM	*2019	6,900,000	5,907,379	03/2021	100%	1,904,294	100%	01/2023	EDUCATION
221	18561	OLD DOMINION UNIVERSITY	LR HILL RENOVATIONS	*2021	3,500,000	2,161,393	06/2021	100%	1,592,587	100%	03/2025	EDUCATION
221	18599	OLD DOMINION UNIVERSITY	REPAIR ROLLINS HALL	*2022-2024	2,507,201	437,613	05/2023	40%	TBD	0%	TBD	EDUCATION
221	18651	OLD DOMINION UNIVERSITY	RENOVATE PUBLIC SAFETY BUILDING	*2022-2024	4,500,000	771,462	08/2022	40%	TBD	0%	TBD	EDUCATION
221	18741	OLD DOMINION UNIVERSITY	CONSTRUCT ENGINEERING AND ARTS BUILDING - DETAILED PLANNING	*2024-2026	12,000,000	0	02/2025	0%	TBD	0%	TBD	EDUCATION
229	18277	VIRGINIA TECH - COOPERATIVE EXTENSION	CONSTRUCTION LIVESTOCK AND POULTRY RESEARCH FACILITIES PHASE I	*2016-2018	31,763,542	31,763,542	11/2016	100%	25,149,561	75%	02/2026	EDUCATION
229	18699	VIRGINIA TECH - COOPERATIVE EXTENSION	IMPROVE CENTER WOODS COMPLEX (PLANNING)	*2022-2024	846,000	846,000	04/2024	50%	0	0%	09/2027	EDUCATION
229	18759	VIRGINIA TECH - COOPERATIVE EXTENSION	CENTER IMPROVEMENTS - EASTERN SHORE (PLANNING)	*2022-2024	1,515,000	1,515,000	12/2024	10%	0	0%	07/2029	EDUCATION
234	18545	VIRGINIA STATE UNIVERSITY	RENOVATE SUMMERSEAT FOR URBAN AGRICULTURE CENTER - DETAILED PLANNING	*2021	1,285,757	500,000	03/2025	40%	N/A	0%	TBD	EDUCATION
236	17897	VIRGINIA COMMONWEALTH UNIVERSITY	ACQUISITION - ACQUIRE AND RENOVATE BIOTECH I	*2011	13,655,000	13,528,687	04/2014	100%	2,557,418	100%	10/2018	EDUCATION
236	18070	VIRGINIA COMMONWEALTH UNIVERSITY	SANGER HALL PHASE II, PART B RENOVATIONS	*2013	27,417,139	27,327,322	08/2018	100%	18,651,810	100%	04/2019	EDUCATION
236	18336	VIRGINIA COMMONWEALTH UNIVERSITY	STEM I CLASS LABORATORY	*2016-2018	124,472,000	119,248,811	10/2022	100%	93,363,000	100%	10/2023	EDUCATION
236	18472	VIRGINIA COMMONWEALTH UNIVERSITY	INTERDISCIPLINARY CLASSROOM AND LABORATORY BUILDING	*2022-2024	351,000	349,112	06/2022	3%	0	0%	TBD	EDUCATION
236	18500	VIRGINIA COMMONWEALTH UNIVERSITY	NEW ARTS AND INNOVATION BUILDING	*2020-2022	224,580,253	219,304,508	06/2024	100%	191,860,496	25%	07/2027	EDUCATION
236	18676	VIRGINIA COMMONWEALTH UNIVERSITY	CONSTRUCT NEW SCHOOL OF DENTISTRY - PLANNING	*2024-2026	19,500,000	14,466,851	10/2024	1%	0	0%	TBD	EDUCATION
238	18399	VIRGINIA MUSEUM OF FINE ARTS	REPLACE AIR HANDLING UNITS	*2018-2020	3,672,000	113,457	01/2019	100%	415,546	VARIES	VARIES	EDUCATION
238	18430	VIRGINIA MUSEUM OF FINE ARTS	EXPAND AND RENOVATE MUSEUM	*2020-2022	13,633,333	10,832,532	02/2023	75%	0	0%	10/2028	EDUCATION
238	18442	VIRGINIA MUSEUM OF FINE ARTS	REPAIR THE MUSEUM BUILDING ENVELOPE	*2019	1,629,979	1,508,885	03/2020	VARIES	668,668	VARIES	VARIES	EDUCATION
238	18443	VIRGINIA MUSEUM OF FINE ARTS	REPLACE LIFE AND SAFETY SYSTEMS	*2019	560,720	396,527	03/2020	VARIES	166,186	VARIES	VARIES	EDUCATION
238	18503	VIRGINIA MUSEUM OF FINE ARTS	REPAIRS AND STRUCTURAL ISSUES	*2020-2022	2,750,000	1,851,052	06/2021	100%	1,398,530	98%	12/2025	EDUCATION
238	18568	VIRGINIA MUSEUM OF FINE ARTS	REPLACE LIFE AND SAFETY COMPONENTS	*2021	5,711,000	515,456	05/2022	100%	0	0%	12/2026	EDUCATION
238	18575	VIRGINIA MUSEUM OF FINE ARTS	UPGRADE VIRGINIA MUSEUM OF FINE ARTS VENTILATION SYSTEMS	*2021	5,000,000	4,359,279	10/2021	100%	4,378,239	86%	12/2025	EDUCATION
238	18614	VIRGINIA MUSEUM OF FINE ARTS	REPLACE SECURITY CAMERA SYSTEM	*2022-2024	2,700,000	2,267,922	09/2022	100%	1,777,467	83%	12/2025	EDUCATION
239	18073	FRONTIER CULTURE MUSEUM	CONSTRUCTION OF EARLY AMERICAN INDUSTRIES EXHIBIT	*2012-2014	3,213,062	3,213,062	03/2014	100%	2,673,385	15%	07/2026	EDUCATION
239	18316	FRONTIER CULTURE MUSEUM	CROSSING GALLERY	*2016-2018	69,931,600	69,931,600	09/2019	95%	59,064,600	11%	03/2027	EDUCATION
241	18337	RICHARD BLAND COLLEGE	CONSTRUCTION OF CENTER FOR INNOVATION	*2020-2022	15,742,750	15,742,750	10/2022	100%	11,775,000	99%	10/2025	EDUCATION

AGENCY CODE	PROJECT CODE	AGENCY NAME	APPROPRIATION OR PROJECT TITLE	BIENNIUM (*FIRST- FUNDED)	APPROPRIATION AMOUNT \$	OBLIGATED AMOUNT \$	INITIAL CO-2 APPROVED	DESIGN PERCENT COMPLETE	CONSTRUCTION CONTRACT(S) AMOUNT \$	CONSTRUCTION PERCENT COMPLETE	ESTIMATED CONSTRUCTION COMPLETION	CABINET SECRETARY
241	18444	RICHARD BLAND COLLEGE	LIBRARY GENERATOR	*2020-2022	575,898	575,898	11/2022	100%	575,898	90%	10/2025	EDUCATION
241	18728	RICHARD BLAND COLLEGE	STATESMAN HVAC	*2024-2026	103,000	103,000	05/2025	10%	82,419	0%	09/2026	EDUCATION
242	17361	CHRISTOPHER NEWPORT UNIVERSITY	ATHLETICS EXPANSION II	*2006-2008	13,030,000	11,785,806	05/2008	100%	6,343,332	100%	08/2019	EDUCATION
242	17632	CHRISTOPHER NEWPORT UNIVERSITY	RESIDENTIAL HOUSING CONSTRUCTION	*2014-2016	55,520,000	20,073,356	06/2014	100%	16,036,219	50%	TBD	EDUCATION
242	18086	CHRISTOPHER NEWPORT UNIVERSITY	CONSTRUCT AND RENOVATE FINE ARTS AND REHEARSAL SPACE	*2013	58,989,384	58,989,384	08/2013	100%	46,775,582	90%	07/2026	EDUCATION
242	18496	CHRISTOPHER NEWPORT UNIVERSITY	INTEGRATED SCIENCE CENTER PHASE III CONSTRUCTION	*2022-2024	85,436,000	83,518,769	11/2022	90%	73,119,134	80%	12/2025	EDUCATION
242	18524	CHRISTOPHER NEWPORT UNIVERSITY	INFRASTRUCTURE REPAIR	*2020-2022	19,922,437	15,654,338	12/2021	95%	14,035,881	75%	07/2026	EDUCATION
242	18560	CHRISTOPHER NEWPORT UNIVERSITY	CYBERSECURITY EDUCATION LAB	*2020-2022	250,000	210,193	12/2021	N/A	N/A	N/A	ONGOING	EDUCATION
242	18704	CHRISTOPHER NEWPORT UNIVERSITY	REPLACE PLANT OPERATIONS AND WAREHOUSE BLDG	*2023	1,803,000	1,803,000	03/2024	25%	0	0%	11/2027	EDUCATION
242	18755	CHRISTOPHER NEWPORT UNIVERSITY	REPLACE ISC FUME HOODS, P VALVES, AND CONTROLS	*2025	339,000	339,000	03/2025	50%	0	0%	TBD	EDUCATION
246	18338	UNIVERSITY OF VIRGINIA'S COLLEGE AT WISE	RENOVATE AND CONVERT WYLLIE LIBRARY	*2019	16,635,000	16,616,056	09/2018	100%	11,740,000	100%	12/2023	EDUCATION
246	18760	UNIVERSITY OF VIRGINIA'S COLLEGE AT WISE	RENOVATE DARDEN HALL - PLANNING	*2024-2026	1,603,000	203,500	05/2025	0%	0	0%	05/2029	EDUCATION
247	16835	GEORGE MASON UNIVERSITY	ICAR POINT OF VIEW	*2002-2004	11,226,892	6,933,607	08/2003	100%	4,299,755	100%	01/2016	EDUCATION
247	18000	GEORGE MASON UNIVERSITY	PRINCE WILLIAM - LIFE SCIENCES BUILDING	*2013	107,123,650	105,886,208	12/2024	100%	83,646,674	95%	01/2025	EDUCATION
247	18011	GEORGE MASON UNIVERSITY	NEW HYLTON ADDITION	*2012-2014	13,481,383	13,382,828	02/2013	100%	11,439,383	100%	05/2020	EDUCATION
247	18207	GEORGE MASON UNIVERSITY	ROBINSON HALL, NEW ACADEMIC AND RESEARCH FACILITY	*2016-2018	121,806,000	120,646,444	11/2016	100%	93,774,472	100%	01/2022	EDUCATION
247	18208	GEORGE MASON UNIVERSITY	CONSTRUCTION UTILITIES DISTRIBUTION SYSTEM	*2016-2018	54,638,998	51,153,866	10/2016	100%	43,121,082	100%	11/2021	EDUCATION
247	18339	GEORGE MASON UNIVERSITY	TELECOMMUNICATIONS INFRASTRUCTURE	*2016-2018	10,525,000	9,826,042	12/2017	100%	7,480,102	VARIES	08/2025	EDUCATION
247	18470	GEORGE MASON UNIVERSITY	CONSTRUCTION AND RENOVATE ADVANCED INFRA AND HYBRID LEARNING LABS	*2020-2022	18,475,631	18,475,631	06/2021	VARIES	6,576,550	VARIES	12/2026	EDUCATION
247	18482	GEORGE MASON UNIVERSITY	CONSTRUCTION OF INSTITUTE FOR DIGITAL INNOVATION (IDIA) AND GARAGE	*2020-2022	330,291,941	175,062,251	11/2021	100%	155,286,372	95%	07/2025	EDUCATION
247	18487	GEORGE MASON UNIVERSITY	IMPROVE TECHNOLOGY INFRASTRUCTURE, PHASE II	*2020-2022	23,250,000	1,956,220	01/2022	0%	0	0%	TBD	EDUCATION
247	18509	GEORGE MASON UNIVERSITY	EXPAND CENTRAL PLANT CAPACITY	*2020-2022	8,309,434	8,168,984	06/2021	100%	7,448,304	86%	01/2026	EDUCATION
247	18529	GEORGE MASON UNIVERSITY	AQUATIC AND FITNESS CENTER CAPITAL RENEWAL	*2021	23,500,000	12,465,700	12/2021	100%	9,699,082	95%	09/2024	EDUCATION
247	18592	GEORGE MASON UNIVERSITY	INTERDISCIPLINARY SCIENCE AND ENGINEERING BUILDING -PLANNING ONLY	*2024-2026	500,000	500,000	11/2024	0%	0	0%	TBD	EDUCATION
247	18593	GEORGE MASON UNIVERSITY	IMPROVE TELECOMMUNICATIONS INFRASTRUCTURE, PHASE III	*2022-2024	24,000,000	2,754,360	09/2022	0%	0	0%	TBD	EDUCATION
247	18720	GEORGE MASON UNIVERSITY	ADDRESS PRIORITY FACILITY IMPROVEMENTS	*2024-2026	8,000,000	1,934,267	02/2025	VARIES	1,304,944	VARIES	TBD	EDUCATION
260	17699	VIRGINIA COMMUNITY COLLEGE SYSTEM	ADA IMPROVEMENTS	*2008-2010	2,875,070	2,798,392	10/2008	100%	2,000,394	VARIES	12/2025	EDUCATION
260	17905	VIRGINIA COMMUNITY COLLEGE SYSTEM	VCCS - NON - GENERAL FUND CAPITAL OUTLAY BLANKET AUTHORIZATION	*2011	49,460,911	41,209,631	02/2025	VARIES	VARIES	VARIES	VARIES	EDUCATION

AGENCY CODE	PROJECT CODE	AGENCY NAME	APPROPRIATION OR PROJECT TITLE	BIENNIUM (*FIRST- FUNDED)	APPROPRIATION AMOUNT \$	OBLIGATED AMOUNT \$	INITIAL CO-2 APPROVED	DESIGN PERCENT COMPLETE	CONSTRUCTION CONTRACT(S) AMOUNT \$	CONSTRUCTION PERCENT COMPLETE	ESTIMATED CONSTRUCTION COMPLETION	CABINET SECRETARY
260	18087	VIRGINIA COMMUNITY COLLEGE SYSTEM	NVCC - RENOVATE GODWIN BUILDING - ANNANDALE	*2013	2,373,000	2,373,000	01/2017	18%	0	0%	07/2027	EDUCATION
260	18162	VIRGINIA COMMUNITY COLLEGE SYSTEM	NVCC - RENOVATE SEEFELDT BUILDING - WOODBRIDGE	*2016-2018	71,593,286	64,495,569	01/2017	100%	50,423,819	100%	07/2025	EDUCATION
260	18163	VIRGINIA COMMUNITY COLLEGE SYSTEM	NVCC - RENOVATE HOWSMAN BUILDING - MANASSAS	*2016-2018	69,150,000	62,936,232	01/2017	100%	56,902,902	4%	03/2028	EDUCATION
260	18209	VIRGINIA COMMUNITY COLLEGE SYSTEM	JTCC - RENOVATE BIRD HALL AND RENOVATE/EXPAND NICHOLAS CENTER	*2016-2018	35,493,000	35,058,346	11/2016	100%	28,255,282	100%	10/2024	EDUCATION
260	18279	VIRGINIA COMMUNITY COLLEGE SYSTEM	VCCS - IMPROVE LIFE SAFETY AND SECURITY SYSTEMWIDE	*2016-2018	7,463,720	5,464,436	01/2017	67%	0	55%	09/2026	EDUCATION
260	18280	VIRGINIA COMMUNITY COLLEGE SYSTEM	VCCS - REPAIR OR REPLACE MAJOR MECHANICAL SYSTEMS	*2016-2018	19,840,000	5,224,322	01/2017	94%	0	12%	01/2027	EDUCATION
260	18340	VIRGINIA COMMUNITY COLLEGE SYSTEM	GCC - REPLACE FRENCH SLAUGHTER BUILDING	*2016-2018	3,853,842	3,806,358	02/2018	95%	0	0%	05/2028	EDUCATION
260	18341	VIRGINIA COMMUNITY COLLEGE SYSTEM	TNCC - REPLACE DIGGS - MOORE - HARRISON COMPLEX	*2016-2018	48,491,250	4,251,312	10/2017	75%	0	0%	01/2028	EDUCATION
260	18342	VIRGINIA COMMUNITY COLLEGE SYSTEM	PVCC - CONSTRUCTION ADVANCED TECHNOLOGY CENTER	*2016-2018	34,168,856	33,668,294	02/2018	100%	26,030,390	100%	08/2025	EDUCATION
260	18343	VIRGINIA COMMUNITY COLLEGE SYSTEM	CVCC - RENOVATE AMHERST/CAMPBELL HALL	*2016-2018	1,293,086	1,293,086	02/2018	65%	0	0%	04/2028	EDUCATION
260	18483	VIRGINIA COMMUNITY COLLEGE SYSTEM	RE-ROOF AND HVAC-MULTIPLE BUILDINGS	*2020-2022	16,000,000	5,359,236	10/2021	91%	0	29%	06/2027	EDUCATION
260	18501	VIRGINIA COMMUNITY COLLEGE SYSTEM	PDCCC - REPLACE HVAC - ADMINISTRATION BUILDING	*2020-2022	2,200,000	1,997,086	06/2021	100%	1,674,000	95%	08/2025	EDUCATION
260	18554	VIRGINIA COMMUNITY COLLEGE SYSTEM	TECH TALENT RENOVATIONS	*2020-2022	2,500,000	1,266,084	03/2022	N/A	N/A	N/A	12/2024	EDUCATION
260	18572	VIRGINIA COMMUNITY COLLEGE SYSTEM	NVCC - CONSTRUCTION OF TRADES BUILDING	*2021	19,000,000	18,250,519	09/2021	100%	16,293,058	14%	11/2026	EDUCATION
260	18573	VIRGINIA COMMUNITY COLLEGE SYSTEM	NVCC - EXPAND MEDICAL EDUCATION CAMPUS	*2021	35,000,000	31,587,117	09/2021	100%	27,337,822	0%	03/2026	EDUCATION
260	18656	VIRGINIA COMMUNITY COLLEGE SYSTEM	VPCC - RECONSTRUCTION TEMPLIN HALL AUDITORIUM, HAMPTON CAMPUS	*2022-2024	28,323,000	18,450,574	05/2023	100%	16,958,322	95%	12/2025	EDUCATION
260	18687	VIRGINIA COMMUNITY COLLEGE SYSTEM	SWVCC- REPLACE BUCHANAN & TAZEWEILL HALLS	*2024-2026	250,000	186,497	02/2025	0%	0	0%	07/2030	EDUCATION
260	18721	VIRGINIA COMMUNITY COLLEGE SYSTEM	SYSTEMWIDE SMALL RENOVATIONS	*2024-2026	24,000,000	1,299,290	10/2024	51%	0	0%	01/2027	EDUCATION
268	17993	VIRGINIA INSTITUTE OF MARINE SCIENCE	CONSTRUCT CONSOLIDATED SCIENTIFIC RESEARCH FACILITY	*2012-2014	14,403,021	14,403,021	11/2012	100%	11,004,348	100%	09/2018	EDUCATION
268	18088	VIRGINIA INSTITUTE OF MARINE SCIENCE	CONSTRUCT FACILITIES MANAGEMENT BUILDING	*2014-2016	7,460,000	7,460,000	04/2014	100%	4,927,660	100%	12/2022	EDUCATION
268	18281	VIRGINIA INSTITUTE OF MARINE SCIENCE	CONSTRUCT NEW RESEARCH FACILITY	*2016-2018	76,142,597	73,859,458	12/2016	100%	58,052,537	100%	08/2024	EDUCATION
268	18320	VIRGINIA INSTITUTE OF MARINE SCIENCE	EDUCATION, ADMINISTRATION AND RESEARCH COMPLEX	*2017	16,727,481	16,727,481	09/2017	100%	12,857,527	100%	09/2023	EDUCATION
268	18344	VIRGINIA INSTITUTE OF MARINE SCIENCE	REPLACE OYSTER HATCHERY	*2017	22,728,446	22,728,446	01/2018	100%	17,833,856	100%	05/2022	EDUCATION
268	18746	VIRGINIA INSTITUTE OF MARINE SCIENCE	CONSTRUCT MARINE OPERATIONS ADMINISTRATION COMPLEX	*2024-2026	6,737,769	1,810,837	12/2024	20%	0	0%	01/2027	EDUCATION
274	18284	EASTERN VIRGINIA MEDICAL SCHOOL	CONSTRUCTION NEW EDUCATION AND ACADEMIC ADMINISTRATION BUILDING	*2016-2018	75,074,000	75,074,000	12/2016	100%	67,270,231	100%	07/2022	EDUCATION
274	18563	EASTERN VIRGINIA MEDICAL SCHOOL	REPLACE TWO HOFHEIMER HALL AIR HANDLING UNITS	*2021	87,000	46,072	09/2024	20%	TBD	0%	TBD	EDUCATION
274	18564	EASTERN VIRGINIA MEDICAL SCHOOL	INSTALL LEWIS HALL EMERGENCY GENERATOR	*2021	74,000	58,617	05/2024	20%	TBD	0%	TBD	EDUCATION
274	18691	EASTERN VIRGINIA MEDICAL SCHOOL	LEWIS HALL HVAC AND MECHANICAL IMPROVEMENTS	*2022-2024	7,170,000	7,170,000	11/2024	100%	7,170,000	18%	09/2026	EDUCATION



AGENCY CODE	PROJECT CODE	AGENCY NAME	APPROPRIATION OR PROJECT TITLE	BIENNIUM (*FIRST-FUNDED)	APPROPRIATION AMOUNT \$	OBLIGATED AMOUNT \$	INITIAL CO-2 APPROVED	DESIGN PERCENT COMPLETE	CONSTRUCTION CONTRACT(S) AMOUNT \$	CONSTRUCTION PERCENT COMPLETE	ESTIMATED CONSTRUCTION COMPLETION	CABINET SECRETARY
203	17975	WOODROW WILSON REHABILITATION CENTER	RENOVATE DINING HALL AND ACTIVITIES BUILDING, PHASE II	*2012-2014	8,115,265	7,913,048	01/2016	100%	6,767,265	100%	Complete	HEALTH AND HUMAN RESOURCES
203	18160	WOODROW WILSON REHABILITATION CENTER	RENOVATE AND EXPAND ANDERSON VOCATION TRAINING BUILDING PHASE II	*2014-2016	18,532,500	18,302,041	05/2015	100%	14,656,000	100%	Complete	HEALTH AND HUMAN RESOURCES
702	16971	DEPARTMENT FOR THE BLIND AND VISION IMPAIRED	LIFE SAFETY CODE - RICHMOND LOCATION	*2004-2006	1,736,000	1,736,000	10/2004	100%	2,514,750	100%	07/2010	HEALTH AND HUMAN RESOURCES
702	17230	DEPARTMENT FOR THE BLIND AND VISION IMPAIRED	ADMINISTRATION/ACTIVITIES AND DINING BUILDINGS	*2006-2008	2,327,000	2,327,000	08/2006	100%	854,000	100%	06/2013	HEALTH AND HUMAN RESOURCES
702	17231	DEPARTMENT FOR THE BLIND AND VISION IMPAIRED	ENSURE LIFE SAFETY AND ENVIRONMENTAL COMPLIANCE	*2006-2008	3,972,000	3,972,000	01/2010	100%	1,112,250	100%	07/2010	HEALTH AND HUMAN RESOURCES
702	17593	DEPARTMENT FOR THE BLIND AND VISION IMPAIRED	RENOVATE ADMINISTRATION/ACTIVITIES BUILDINGS	*2008-2010	7,214,000	7,214,000	06/2008	100%	5,241,157	100%	01/2014	HEALTH AND HUMAN RESOURCES
702	18164	DEPARTMENT FOR THE BLIND AND VISION IMPAIRED	RENOVATE HEADQUARTERS BUILDING	*2014-2016	6,491,000	6,400,000	05/2019	100%	3,440,000	99%	TBD	HEALTH AND HUMAN RESOURCES
702	18517	DEPARTMENT FOR THE BLIND AND VISION IMPAIRED	RENOVATE LRC	*2020-2022	9,774,845	1,048,184	03/2021	40%	TBD	0%	06/2026	HEALTH AND HUMAN RESOURCES
702	18581	DEPARTMENT FOR THE BLIND AND VISION IMPAIRED	RENOVATE THE VIRGINIA FOR THE BLIND FACILITY IN CHARLOTTESVILLE	*2022-2024	11,950,000	621,000	11/2024	70%	615,000	20%	10/2026	HEALTH AND HUMAN RESOURCES
720	17596	HEALTH AND DEVELOPMENTAL SERVICES	LIFE SAFETY CODE AND MAJOR MECHANICAL REPAIRS - DMHMRSAS FACILITIES	*2008-2010	38,800,000	38,800,000	10/2008	100%	27,102,847	100%	06/2018	HEALTH AND HUMAN RESOURCES
720	17733	HEALTH AND DEVELOPMENTAL SERVICES	CONSTRUCTION OF COMMUNITY HOUSING FOR CVTC	*2008-2010	9,828,840	9,828,840	08/2008	100%	8,266,076	100%	12/2020	HEALTH AND HUMAN RESOURCES
720	17774	HEALTH AND DEVELOPMENTAL SERVICES	CONSTRUCTION OF COMMUNITY HOUSING FOR SEVTC	*2008-2010	233,000	233,000	08/2008	0%	0	100%	10/2011	HEALTH AND HUMAN RESOURCES
720	18152	HEALTH AND DEVELOPMENTAL SERVICES	ABATE ENVIRONMENTAL HAZARDS - DETAILED PLANNING	*2014-2016	200,000	99,996	10/2017	5%	0	0%	12/2026	HEALTH AND HUMAN RESOURCES
720	18153	HEALTH AND DEVELOPMENTAL SERVICES	REPLACE FACILITY ROOFS AND BUILDING ENVELOPES - PLANNING	*2014-2016	10,172,000	10,172,000	08/2018	VARIES	7,801,696	VARIES	12/2026	HEALTH AND HUMAN RESOURCES
720	18210	HEALTH AND DEVELOPMENTAL SERVICES	CONSTRUCTION WESTERN STATE EXPANSION	*2016-2018	29,799,250	29,799,250	12/2016	100%	26,323,119	99%	11/2022	HEALTH AND HUMAN RESOURCES
720	18307	HEALTH AND DEVELOPMENTAL SERVICES	INFRASTRUCTURE REPAIRS TO STATE FACILITIES	*2017	17,470,000	16,100,000	11/2024	VARIES	0	VARIES	12/2026	HEALTH AND HUMAN RESOURCES
720	18365	HEALTH AND DEVELOPMENTAL SERVICES	ADDRESS PATIENT AND STAFF SAFETY ISSUES AT STATE FACILITIES	*2019	17,000,000	17,000,000	08/2020	VARIES	13,200,000	VARIES	12/2026	HEALTH AND HUMAN RESOURCES
720	18375	HEALTH AND DEVELOPMENTAL SERVICES	RENOVATE PGH TO ACCOMMODATE VCBR RESIDENTS - SWING SPACE	*2019	1,990,000	1,990,000	07/2019	100%	1,132,149	100%	08/2016	HEALTH AND HUMAN RESOURCES
720	18446	HEALTH AND DEVELOPMENTAL SERVICES	RENOVATE EASTERN STATE HOSPITAL KITCHEN - PLANNING	*2019	13,743,785	13,743,785	01/2025	75%	10,752,875	0%	12/2026	HEALTH AND HUMAN RESOURCES
720	18547	HEALTH AND DEVELOPMENTAL SERVICES	FOOD SERVICE RENOVATIONS, STATEWIDE - DETAILED PLANNING	*2022-2024	1,668,000	1,668,000	09/2021	10%	0	0%	12/2026	HEALTH AND HUMAN RESOURCES
720	18576	HEALTH AND DEVELOPMENTAL SERVICES	UPGRADE VENTILATION, WATER AND SEWER SYSTEMS, VARIOUS FACILITIES	*2022-2024	50,000,000	50,000,000	04/2022	VARIES	0	0%	12/2026	HEALTH AND HUMAN RESOURCES

AGENCY CODE	PROJECT CODE	AGENCY NAME	APPROPRIATION OR PROJECT TITLE	BIENNIUM (*FIRST-FUNDED)	APPROPRIATION AMOUNT \$	OBLIGATED AMOUNT \$	INITIAL CO-2 APPROVED	DESIGN PERCENT COMPLETE	CONSTRUCTION CONTRACT(S) AMOUNT \$	CONSTRUCTION PERCENT COMPLETE	ESTIMATED CONSTRUCTION COMPLETION	CABINET SECRETARY
199	17587	DEPARTMENT OF CONSERVATION & RECREATION	REPAIR VARIOUS STATE PARK AND SWCD OWNED DAMS	*2008-2010	30,000,000	30,000,000	09/2008	100%	MULTIPLE	100%	N/A	NATURAL AND HISTORIC RESOURCES
199	17588	DEPARTMENT OF CONSERVATION & RECREATION	CONSTRUCTION HIGH BRIDGE STATE PARK PHASE I	*2008-2010	10,528,360	10,528,360	07/2008	100%	MULTIPLE	99%	06/2026	NATURAL AND HISTORIC RESOURCES
199	18056	DEPARTMENT OF CONSERVATION & RECREATION	WIDEWATER STATE PARK, PHASE IA	*2013	14,465,284	14,465,284	11/2013	100%	MULTIPLE	100%	12/2024	NATURAL AND HISTORIC RESOURCES
199	18201	DEPARTMENT OF CONSERVATION & RECREATION	CONSTRUCTION CLINCH RIVER STATE PARK	*2016-2018	5,000,000	2,993,115	10/2017	VARIES	N/A	N/A	N/A	NATURAL AND HISTORIC RESOURCES
199	18236	DEPARTMENT OF CONSERVATION & RECREATION	ACQUISITION OF LAND, VARIOUS STATE PARKS	*2016-2018	5,882,335	3,273,049	09/2016	VARIES	N/A	N/A	N/A	NATURAL AND HISTORIC RESOURCES
199	18242	DEPARTMENT OF CONSERVATION & RECREATION	ACQUISITION OF LAND, VARIOUS NATURAL AREAS	*2016-2018	15,619,595	6,446,380	07/2017	VARIES	N/A	N/A	N/A	NATURAL AND HISTORIC RESOURCES
199	18256	DEPARTMENT OF CONSERVATION & RECREATION	PROVIDE VARIOUS UTILITY AND ADA UPGRADES, VARIOUS STATE PARKS	*2016-2018	5,650,000	384,500	03/2018	100%	MULTIPLE	60%	01/2026	NATURAL AND HISTORIC RESOURCES
199	18258	DEPARTMENT OF CONSERVATION & RECREATION	REPAIR/REPLACE TRESTLES, NEW RIVER TRAIL STATE PARK	*2016-2018	3,500,000	3,500,000	05/2017	100%	7,520,000	95%	12/2025	NATURAL AND HISTORIC RESOURCES
199	18265	DEPARTMENT OF CONSERVATION & RECREATION	RENOVATE VARIOUS CABINS, VARIOUS STATE PARK	*2016-2018	15,600,000	15,600,000	03/2018	100%	MULTIPLE	100%	06/2025	NATURAL AND HISTORIC RESOURCES
199	18266	DEPARTMENT OF CONSERVATION & RECREATION	RENOVATE VARIOUS CAMPGROUNDS, VARIOUS STATE PARKS	*2016-2018	3,500,000	3,500,000	03/2018	100%	MULTIPLE	100%	06/2024	NATURAL AND HISTORIC RESOURCES
199	18298	DEPARTMENT OF CONSERVATION & RECREATION	RENOVATE FOSTER FALLS HOTEL, NEW RIVER TRAIL STATE PARK	*2016-2018	5,612,900	5,612,900	03/2017	100%	4,871,000	100%	09/2025	NATURAL AND HISTORIC RESOURCES
199	18366	DEPARTMENT OF CONSERVATION & RECREATION	MAKE CRITICAL INFRASTRUCTURE REPAIRS AND RESIDENCES AT VARIOUS STATE PARKS	*2021	18,000,000	9,181,653	03/2023	75%	MULTIPLE	10%	N/A	NATURAL AND HISTORIC RESOURCES
199	18429	DEPARTMENT OF CONSERVATION & RECREATION	IMPROVE BELLE ISLE STATE PARK	*2023	4,700,000	4,700,000	04/2024	25%	0	0%	06/2027	NATURAL AND HISTORIC RESOURCES
199	18439	DEPARTMENT OF CONSERVATION & RECREATION	CONSTRUCTION OF CABINS, BREAKS INTERSTATE PARK	*2019	500,000	25,000	09/2021	Project canceled	0	0%	06/2024	NATURAL AND HISTORIC RESOURCES
199	18484	DEPARTMENT OF CONSERVATION & RECREATION	STATE PARK SHORELINE EROSION PROJECTS	*2022-2024	22,330,000	1,089,000	05/2025	0%	0	0%	06/2028	NATURAL AND HISTORIC RESOURCES
199	18490	DEPARTMENT OF CONSERVATION & RECREATION	RENOVATION OF EXISTING REVENUE GENERATING CABINS	*2021	16,158,000	16,158,000	03/2022	100%	12,997,250	2%	02/2027	NATURAL AND HISTORIC RESOURCES
199	18513	DEPARTMENT OF CONSERVATION & RECREATION	CRITICAL BATHHOUSES/RESTROOM REPLACEMENTS/RENOVATIONS	*2020-2022	16,124,000	2,009,000	03/2021	35%	0	0%	N/A	NATURAL AND HISTORIC RESOURCES
199	18514	DEPARTMENT OF CONSERVATION & RECREATION	ROAD AND BAK STABILIZATION, WESTMORELAND STATE PARK	*2020-2022	14,871,000	1,731,000	03/2021	100%	3,819,172	0%	10/2026	NATURAL AND HISTORIC RESOURCES
199	18577	DEPARTMENT OF CONSERVATION & RECREATION	ARPA OUTDOOR RECREATION AND MAINTENANCE	*2022-2024	25,000,000	25,000,000	11/2021	VARIES	MULTIPLE	65%	12/2026	NATURAL AND HISTORIC RESOURCES
199	18618	DEPARTMENT OF CONSERVATION & RECREATION	IMPROVE BOAT RAMP AND PARKING AREA AT KIPTOPEKE STATE PARK	*2022-2024	4,220,000	220,000	06/2025	0%	0	0%	06/2028	NATURAL AND HISTORIC RESOURCES
199	18619	DEPARTMENT OF CONSERVATION & RECREATION	RESTORE AND CREATEE SHORELINE HABITAT AT BELLE ISLE STATE PARK	*2022-2024	2,156,350	2,156,250	05/2025	50%	N/A	N/A	N/A	NATURAL AND HISTORIC RESOURCES
199	18654	DEPARTMENT OF CONSERVATION & RECREATION	DEFERRED MAINTENANCEEE	*2022-2024	45,000,000	13,614,780	02/2023	VARIES	MULTIPLE	25%	N/A	NATURAL AND HISTORIC RESOURCES
199	18661	DEPARTMENT OF CONSERVATION & RECREATION	CONSTRUCT NEW VISITOR CENTER AT TWIN LAKES STATE PARK	*2022-2024	3,450,000	204,000	09/2024	0%	0	0%	N/A	NATURAL AND HISTORIC RESOURCES
199	18690	DEPARTMENT OF CONSERVATION & RECREATION	ACQUIRE EASEMENTS BY PURCHASE OR DONATION	*2023	0	0	06/2023	N/A	N/A	N/A	N/A	NATURAL AND HISTORIC RESOURCES
199	18733	DEPARTMENT OF CONSERVATION & RECREATION	PROTECT AND EXPAND BUFFALO MOUNTAIN NATURAL AREA PRESERVE	*2024-2026	750,000	3,896,454	06/2025	N/A	N/A	N/A	N/A	NATURAL AND HISTORIC RESOURCES
199	18742	DEPARTMENT OF CONSERVATION & RECREATION	NATURAL TUNNEL STATE PARK RENOVATIONS	*2024-2026	4,000,000	4,000,000	08/2024	90%	0	0%	N/A	NATURAL AND HISTORIC RESOURCES
402	18453	VIRGINIA MARINE RESOURCES COMMISSION	ACQUIRE LAND FOR TANGIER ISLAND JETTY	*2019	5,660	5,660	12/2019	100%	0	100%	N/A	NATURAL AND HISTORIC RESOURCES
402	18479	VIRGINIA MARINE RESOURCES COMMISSION	OYSTER REEF RESTORATION	*2020-2022	10,000,000	10,000,000	02/2021	100%	0	100%	N/A	NATURAL AND HISTORIC RESOURCES



AGENCY CODE	PROJECT CODE	AGENCY NAME	APPROPRIATION OR PROJECT TITLE	BIENNIUM (*FIRST- FUNDED)	APPROPRIATION AMOUNT \$	OBLIGATED AMOUNT \$	INITIAL CO-2 APPROVED	DESIGN PERCENT COMPLETE	CONSTRUCTION CONTRACT(S) AMOUNT \$	CONSTRUCTION PERCENT COMPLETE	ESTIMATED CONSTRUCTION COMPLETION	CABINET SECRETARY
403	17970	DEPARTMENT OF WILDLIFE RESOURCES	HIGH HAZARD DAMS	*2014-2016	9,700,000	9,237,920	11/2013	VARIES	-	VARIES	06/2026	NATURAL AND HISTORIC RESOURCES
403	18103	DEPARTMENT OF WILDLIFE RESOURCES	IMPROVEMENTS TO FACILITIES	*2015	4,000,000	1,698,720	08/2017	VARIES	-	VARIES	06/2026	NATURAL AND HISTORIC RESOURCES

AGENCY CODE	PROJECT CODE	AGENCY NAME	APPROPRIATION OR PROJECT TITLE	BIENNIUM (*FIRST-FUNDED)	APPROPRIATION AMOUNT \$	OBLIGATED AMOUNT \$	INITIAL CO-2 APPROVED	DESIGN PERCENT COMPLETE	CONSTRUCTION CONTRACT(S) AMOUNT \$	CONSTRUCTION PERCENT COMPLETE	ESTIMATED CONSTRUCTION COMPLETION	CABINET SECRETARY
156	17130	DEPARTMENT OF STATE POLICE	STARS - NETWORK OPERATIONS CENTER	*2004-2006	361,150,000	361,150,000	08/2004	100%	2,900,000	100%	04/2022	PUBLIC SAFETY AND HOMELAND SECURITY
156	17541	DEPARTMENT OF STATE POLICE	PUBLIC SAFETY DRIVER TRAINING FACILITY	*2008-2010	21,400,000	20,163,000	11/2008	100%	19,163,000	100%	07/2016	PUBLIC SAFETY AND HOMELAND SECURITY
156	17805	DEPARTMENT OF STATE POLICE	TARGET PRACTICE RANGE	*2009	8,856,500	8,856,500	12/2011	100%	7,808,500	100%	07/2017	PUBLIC SAFETY AND HOMELAND SECURITY
156	17918	DEPARTMENT OF STATE POLICE	CASTLEWOOD AREA OFFICE	*2011	800,000	800,000	06/2011	100%	660,307	100%	10/2013	PUBLIC SAFETY AND HOMELAND SECURITY
156	18054	DEPARTMENT OF STATE POLICE	HARRISONBURG RENOVATIONS	*2014-2016	278,600	278,600	07/2014	100%	209,684	100%	06/2014	PUBLIC SAFETY AND HOMELAND SECURITY
156	18147	DEPARTMENT OF STATE POLICE	REHABILITATE OR REPLACE SOUTH HILL AND EMPORIA AREA OFFICES	*2014-2016	1,453,000	1,400,000	10/2014	100%	1,400,000	100%	07/2021	PUBLIC SAFETY AND HOMELAND SECURITY
156	18250	DEPARTMENT OF STATE POLICE	CONSTRUCTION OF AREA 12 OFFICE BUILDING	*2016-2018	1,421,000	1,421,000	06/2019	100%	1,200,000	100%	02/2021	PUBLIC SAFETY AND HOMELAND SECURITY
156	18326	DEPARTMENT OF STATE POLICE	CONSTRUCTION OF DIVISION SIX HEADQUARTERS	*2016-2018	791,000	791,000	02/2022	30%	0	0%	03/2026	PUBLIC SAFETY AND HOMELAND SECURITY
156	18414	DEPARTMENT OF STATE POLICE	UPGRADE STATEWIDE AGENCIES RADIO SYSTEM (STARS) NETWORK	*2019	40,000,000	40,000,000	12/2019	100%	40,000,000	100%	10/2024	PUBLIC SAFETY AND HOMELAND SECURITY
156	18415	DEPARTMENT OF STATE POLICE	INTEROPERABLE COMMUNICATIONS (COMLINC) SYSTEM	*2020-2022	5,844,000	5,844,000	05/2020	100%	3,500,000	100%	11/2023	PUBLIC SAFETY AND HOMELAND SECURITY
156	18541	DEPARTMENT OF STATE POLICE	REPLACE TRAINING ACADEMY - DETAILED PLANNING	*2022-2024	250,000	250,000	12/2021	30%	N/A	0%	N/A	PUBLIC SAFETY AND HOMELAND SECURITY
156	18657	DEPARTMENT OF STATE POLICE	CONSTRUCTION AREA 39 OFFICE LEXINGTON - DETAILED PLANNING	*2022-2024	97,711	977,111	04/2023	5%	N/A	0%	N/A	PUBLIC SAFETY AND HOMELAND SECURITY
156	18658	DEPARTMENT OF STATE POLICE	CONSTRUCTION AREA 5 OFFICE FREDERICKSBURG - DETAILED PLANNING	*2022-2024	147,285	147,285	03/2023	5%	N/A	0%	N/A	PUBLIC SAFETY AND HOMELAND SECURITY
156	18659	DEPARTMENT OF STATE POLICE	CONSTRUCTION AREA 11 OFFICE MANNASSAS - DETAILED PLANNING	*2022-2024	158,062	158,062	03/2023	5%	N/A	0%	N/A	PUBLIC SAFETY AND HOMELAND SECURITY
777	15204	DEPARTMENT OF JUVENILE JUSTICE	IMPROVEMENTS TO HVAC, ELECTRICAL AND ENERGY MANAGEMENT	*1993	6,110,891	6,110,891	05/1993	100%	5,496,313	100%	TBD	PUBLIC SAFETY AND HOMELAND SECURITY
777	18286	DEPARTMENT OF JUVENILE JUSTICE	CONSTRUCTION NEW JUVENILE CORRECTIONAL CENTER, BON AIR	*2016-2018	1,878,208	1,877,522	08/2018	25%	0	0%	TBD	PUBLIC SAFETY AND HOMELAND SECURITY
777	18533	DEPARTMENT OF JUVENILE JUSTICE	REMOVE AND REPLACE COMPROMISED FIRE PROTECTION WATER TANK	*2021	500,000	500,000	10/2024	0%	0	0%	TBD	PUBLIC SAFETY AND HOMELAND SECURITY
777	18752	DEPARTMENT OF JUVENILE JUSTICE	AND OAK RIDGE JUVENILE CORRECTIONAL FACILITY	*2024-2026	843,765	843,765	11/2024	5%	0	0%	TBD	PUBLIC SAFETY AND HOMELAND SECURITY
778	18167-000	DEPARTMENT OF FORENSIC SCIENCE	AND OFFICE OF THE CHIEF MEDICAL EXAMINER FACILITY	*2014-2016	238,172,838	211,684,104	04/2015	100%	188,979,642	85%	12/2025	PUBLIC SAFETY AND HOMELAND SECURITY
778	18167-001	DEPARTMENT OF FORENSIC SCIENCE	LAND ACQUISITION ONLY	*2014-2016	2,511,637	2,511,637	04/2019	N/A	N/A	N/A	06/2020	PUBLIC SAFETY AND HOMELAND SECURITY
799	16111	DEPARTMENT OF CORRECTIONS	IMPROVEMENTS TO COFFEEWOOD WASTEWATER TREATMENT PLANT	*1998-2000	3,517,000	99,066	07/1999	VARIES	-	0%	TBD	PUBLIC SAFETY AND HOMELAND SECURITY
799	16732	DEPARTMENT OF CORRECTIONS	ROOF REPAIRS FOR VARIOUS INSTITUTIONS	*2000-2002	29,533,207	28,642,256	07/2003	VARIES	-	100%	12/2012	PUBLIC SAFETY AND HOMELAND SECURITY
799	16993	DEPARTMENT OF CORRECTIONS	EXPAND DEERFIELD CORRECTIONAL CENTER	*2000-2002	27,610,000	27,546,631	08/2004	100%	-	100%	12/2023	PUBLIC SAFETY AND HOMELAND SECURITY
799	18033	DEPARTMENT OF CORRECTIONS	LAWRENCEVILLE - REPLACE ROOFS AND HVAC	*2011	4,419,089	4,006,457	03/2013	100%	3,999,585	100%	12/2023	PUBLIC SAFETY AND HOMELAND SECURITY
799	18155	DEPARTMENT OF CORRECTIONS	SECURITY CONTROLS AND SURVEILLANCE SYSTEMS	*2014-2016	11,453,587	5,980,415	02/2019	VARIES	10,718,782	30%	TBD	PUBLIC SAFETY AND HOMELAND SECURITY
799	18156	DEPARTMENT OF CORRECTIONS	REPLACE FIRE ALARM SYSTEMS	*2014-2016	6,926,993	4,169,392	02/2016	VARIES	4,169,392	VARIES	TBD	PUBLIC SAFETY AND HOMELAND SECURITY
799	18168	DEPARTMENT OF CORRECTIONS	BUCKINGHAM - RENOVATE WASTEWATER TREATMENT PLANT	*2014-2016	7,491,000	1,047,041	06/2016	100%	-	50%	10/2026	PUBLIC SAFETY AND HOMELAND SECURITY
799	18169	DEPARTMENT OF CORRECTIONS	REPLACE GENERATORS AT MULTIPLE FACILITIES	*2015	9,175,000	3,835,835	06/2015	VARIES	3,835,835	40%	TBD	PUBLIC SAFETY AND HOMELAND SECURITY



AGENCY CODE	PROJECT CODE	AGENCY NAME	APPROPRIATION OR PROJECT TITLE	BIENNIUM (*FIRST- FUNDED)	APPROPRIATION AMOUNT \$	OBLIGATED AMOUNT \$	INITIAL CO-2 APPROVED	DESIGN PERCENT COMPLETE	CONSTRUCTION CONTRACT(S) AMOUNT \$	CONSTRUCTION PERCENT COMPLETE	ESTIMATED CONSTRUCTION COMPLETION	CABINET SECRETARY
154	18213	DEPARTMENT OF MOTOR VEHICLES	CONSTRUCTION AND ACQUIRE - FAIRFAX CUSTOMER SERVICE CENTER	*2015	8,003,000	7,794,788	10/2015	100%	4,933,624	100%	01/2024	TRANSPORTATION
154	18419	DEPARTMENT OF MOTOR VEHICLES	ACQUIRE EMPORIA CUSTOMER SERVICE CENTER	*2019	15,000	8,219	06/2019	N/A	N/A	N/A	TBD	TRANSPORTATION
154	18712	DEPARTMENT OF MOTOR VEHICLES	RENOVATE DMV HEADQUARTERS	*2024-2026	14,844,060	128,598	06/2025	1%	N/A	N/A	TBD	TRANSPORTATION
501	16674	DEPARTMENT OF TRANSPORTATION	CONSTRUCT RICHMOND DISTRICT COMPLEX	*2002-2004	33,043,635	33,043,635	02/2018	100%	23,400,000	100%	N/A	TRANSPORTATION
501	18039	DEPARTMENT OF TRANSPORTATION	ACQUIRE, DESIGN, CONSTRUCTION AND RENOVATE FACILITIES AT RESIDENCY OFFICES	*2012-2014	13,922,238	5,373,655	02/2017	VARIES	3,530,697	100%	N/A	TRANSPORTATION
501	18040	DEPARTMENT OF TRANSPORTATION	ACQUIRE, DEISGN, CONSTRUCTION AND RENOVATE FACILITIES AT CENTRAL OFFICE	*2012-2014	53,771,444	48,017,452	05/2025	VARIES	4,057,367	VARIES	VARIES	TRANSPORTATION
501	18041	DEPARTMENT OF TRANSPORTATION	RENOVATE FACILITIES AT AREA HEADQUARTERS	*2012-2014	96,313,647	68,346,276	11/2024	VARIES	46,071,928	VARIES	VARIES	TRANSPORTATION
501	18129	DEPARTMENT OF TRANSPORTATION	RENOVATE FACILITIES AT THE CENTRAL OFFICE	*2016-2018	8,359,000	8,279,000	09/2022	100%	7,633,000	100%	N/A	TRANSPORTATION

AGENCY CODE	PROJECT CODE	AGENCY NAME	APPROPRIATION OR PROJECT TITLE	BIENNIUM (*FIRST-FUNDED)	APPROPRIATION AMOUNT \$	OBLIGATED AMOUNT \$	INITIAL CO-2 APPROVED	DESIGN PERCENT COMPLETE	CONSTRUCTION CONTRACT(S) AMOUNT \$	CONSTRUCTION PERCENT COMPLETE	ESTIMATED CONSTRUCTION COMPLETION	CABINET SECRETARY
123	18309	DEPARTMENT OF MILITARY AFFAIRS	ACQUIRE LAND FOR READINESS CENTERS	*2018-2020	6,250,000	6,096,275	07/2020	N/A	N/A	N/A	N/A	VETERANS AND DEFENSE AFFAIRS
123	18318	DEPARTMENT OF MILITARY AFFAIRS	REPLACE/INSTALL FIRE SAFETY SYSTEMS IN READINESS CENTERS	*2018-2020	10,000,000	6,300,459	08/2021	VARIES	4,639,599	VARIES	10/2026	VETERANS AND DEFENSE AFFAIRS
123	18325	DEPARTMENT OF MILITARY AFFAIRS	RENOVATE ROANOKE READINESS CENTER	*2018-2020	38,770,225	37,611,652	06/2023	100%	33,972,399	99%	09/2025	VETERANS AND DEFENSE AFFAIRS
123	18369	DEPARTMENT OF MILITARY AFFAIRS	READINESS CENTERS	*2018-2020	46,000,000	31,795,683	11/2022	VARIES	28,980,633	VARIES	10/2026	VETERANS AND DEFENSE AFFAIRS
123	18392	DEPARTMENT OF MILITARY AFFAIRS	REPLACE ARMY AVIATION SUPPORT FACILITY	*2018-2020	5,809,800	4,956,912	04/2022	100%	4,106,172	90%	10/2026	VETERANS AND DEFENSE AFFAIRS
123	18452	DEPARTMENT OF MILITARY AFFAIRS	CONSTRUCTION ACCESS CONTROL POINT AT CAMP PENDLETON	*2020-2022	7,350,557	7,349,526	12/2022	100%	6,382,861	100%	08/2025	VETERANS AND DEFENSE AFFAIRS
123	18535	DEPARTMENT OF MILITARY AFFAIRS	PROVIDE FUNDING FOR AT/FP SECURITY MEASURES	*2021	1,000,000	816,625	12/2021	VARIES	767,647	100%	06/2025	VETERANS AND DEFENSE AFFAIRS
123	18536	DEPARTMENT OF MILITARY AFFAIRS	CONSTRUCTION ARMY AIRFIELD FLIGHT CONTROL TOWER AT FORT PICKETT	*2021	4,500,000	4,500,000	08/2021	100%	4,322,225	98%	10/2025	VETERANS AND DEFENSE AFFAIRS
123	18578	DEPARTMENT OF MILITARY AFFAIRS	UPGRADE VENTILATION SYSTEMS AND ADD EMERGENCY MEDICAL RESPONSE SUITES	*2021	50,000,000	36,312,659	07/2022	VARIES	29,687,532	VARIES	10/2026	VETERANS AND DEFENSE AFFAIRS
123	18668	DEPARTMENT OF MILITARY AFFAIRS	CONSTRUCTION THE ARMY AVIATION SUPPORT FACILITY (AASF), SANDSTON	*2022-2024	143,288,000	46,190,838	03/2023	35%	36,623,632	10%	10/2026	VETERANS AND DEFENSE AFFAIRS
123	18697	DEPARTMENT OF MILITARY AFFAIRS	CENTER TO REGIONAL FIELD MAINTENANCE SHOP	*2024-2026	6,367,100	4,548,523	02/2024	100%	3,872,000	50%	11/2025	VETERANS AND DEFENSE AFFAIRS
123	18698	DEPARTMENT OF MILITARY AFFAIRS	BACKUP GENERATOR AT THE STATE MILITARY RESERVATION	*2024-2026	49,343,135	2,955,883	03/2024	40%	0	0%	09/2029	VETERANS AND DEFENSE AFFAIRS
912	17957	DEPARTMENT OF VETERANS SERVICES	CONSTRUCT HAMPTON ROADS VETERANS CARE CENTER	*2015	68,632,446	67,351,213	02/2020	100%	56,092,446	99%	03/2026	VETERANS AND DEFENSE AFFAIRS
912	18010	DEPARTMENT OF VETERANS SERVICES	EXPAND VIRGINIA WAR MEMORIAL	*2013	24,859,419	24,626,477	03/2014	100%	20,828,048	100%	12/2022	VETERANS AND DEFENSE AFFAIRS
912	18212	DEPARTMENT OF VETERANS SERVICES	CONSTRUCT NORTHERN VIRGINIA VETERANS CARE CENTER	*2015	73,862,337	73,862,337	03/2020	100%	61,221,337	92%	06/2026	VETERANS AND DEFENSE AFFAIRS
912	18319	DEPARTMENT OF VETERANS SERVICES	SITES, ALBERT G. HORTON, JR MEMORIAL VETERANS CEMETERY	*2018-2020	10,211,615	9,427,309	03/2018	100%	8,516,444	100%	07/2021	VETERANS AND DEFENSE AFFAIRS
912	18363	DEPARTMENT OF VETERANS SERVICES	EXPAND AMELIA VETERANS CEMETERY	*2018-2020	5,231,654	5,042,892	03/2020	100%	4,495,635	100%	08/2022	VETERANS AND DEFENSE AFFAIRS
912	18507	DEPARTMENT OF VETERANS SERVICES	VETERANS CARE CENTERS PANDEMIC RESPONSE RENOVATIONS	*2021	4,343,272	214,026	06/2022	100%	-	0%	09/2026	VETERANS AND DEFENSE AFFAIRS
912	18539	DEPARTMENT OF VETERANS SERVICES	SUPPORT FOR RENOVATION PROJECTS AT VETERANS CARE CENTERS	*2022-2024	3,794,789	3,690,369	05/2022	100%	3,176,997	85%	12/2025	VETERANS AND DEFENSE AFFAIRS
912	18632	DEPARTMENT OF VETERANS SERVICES	EXPAND SUFFOLK VETERANS CEMETERY COLUMBARIUM	*2022-2024	7,130,469	6,796,955	04/2023	100%	6,005,513	98%	09/2025	VETERANS AND DEFENSE AFFAIRS
912	18638	DEPARTMENT OF VETERANS SERVICES	EXPAND DUBLIN VETERANS CEMETERY COLUMBARIUM	*2022-2024	1,180,288	1,094,299	12/2022	100%	963,500	100%	12/2024	VETERANS AND DEFENSE AFFAIRS

AGENCY CODE	PROJECT CODE	AGENCY NAME	APPROPRIATION OR PROJECT TITLE	BIENNIUM (*FIRST- FUNDED)	APPROPRIATION AMOUNT \$	OBLIGATED AMOUNT \$	INITIAL CO-2 APPROVED	DESIGN PERCENT COMPLETE	CONSTRUCTION CONTRACT(S) AMOUNT \$	CONSTRUCTION PERCENT COMPLETE	ESTIMATED CONSTRUCTION COMPLETION	CABINET SECRETARY
411	17075	DEPARTMENT OF FORESTRY	FOREST LEGACY ACQUISITIONS	*2002-2004	13,199,283	11,796,193	11/2022	VARIES	N/A	99%	12/2022	AGRICULTURE AND FORESTRY
411	17138	DEPARTMENT OF FORESTRY	ACQUISITION OF FOREST LAND	*2004-2006	1,202,000	156,747	05/2019	VARIES	N/A	99%	12/2022	AGRICULTURE AND FORESTRY
411	18090	DEPARTMENT OF FORESTRY	IMPROVED ACCESS TO OLD FLAT STATE FOREST	*2012-2014	23,000	23,000	12/2013	10%	N/A	0%	12/2022	AGRICULTURE AND FORESTRY
411	18151	DEPARTMENT OF FORESTRY	CONSTRUCTION OF GARAGES FOR FIRE DOZERS AND TRANSPORTS	*2014-2016	4,200,000	652,000	07/2018	100%	378,000	5%	TBD	AGRICULTURE AND FORESTRY
411	18199	DEPARTMENT OF FORESTRY	STATE FOREST MITIGATION AND ACQUISITION	*2012-2014	5,170,412	324,520	05/2017	VARIES	N/A	90%	12/2022	AGRICULTURE AND FORESTRY
411	18434	DEPARTMENT OF FORESTRY	CONSERVE FOREST LANDS	*2018-2020	3,421,000	2,971,000	02/2022	VARIES	N/A	N/A	TBD	AGRICULTURE AND FORESTRY
411	18455	DEPARTMENT OF FORESTRY	ACQUIRE NEW STATE FOREST IN CHARLOTTE COUNTY	*2020-2022	11,835,191	5,110,191	09/2021	VARIES	N/A	N/A	N/A	AGRICULTURE AND FORESTRY

[illegible]